

Form **990**

Return of Organization Exempt From Income Tax

Under section 501(c), 527, or 4947(a)(1) of the Internal Revenue Code (except black lung benefit trust or private foundation)

OMB No 1545-0047

2009

Open to Public Inspection

Department of the Treasury
Internal Revenue Service

▶ The organization may have to use a copy of this return to satisfy state reporting requirements

A For the 2009 calendar year, or tax year beginning , 2009, **and ending** , 20


B Check if applicable: <input type="checkbox"/> Address change <input type="checkbox"/> Name change <input type="checkbox"/> Initial return <input type="checkbox"/> Terminated <input type="checkbox"/> Amended return <input type="checkbox"/> Application pending	C Name of organization MORGAN STANLEY SMITH BARNEY GLOBAL IMPACT FUNDING TRUST Doing Business As	IRC Employer identification number 52-7082731
	Number and street (or P O box if mail is not delivered to street address) Room/suite 2000 WESTCHESTER AVENUE, 2ND FLOOR	E Telephone number (212) 783-2325
	City or town, state or country, and ZIP + 4 PURCHASE, NY 10577	G Gross receipts \$ 167,180,257.
	F Name and address of principal officer LAURIE A. HESSLEIN 485 LEXINGTON AVE, 17TH FLOOR NEW YORK, NY 10017	H(a) Is this a group return for affiliates? <input type="checkbox"/> Yes <input checked="" type="checkbox"/> No H(b) Are all affiliates included? <input type="checkbox"/> Yes <input type="checkbox"/> No If "No," attach a list (see instructions)
I Tax-exempt status <input checked="" type="checkbox"/> 501(c) (3) ◀ (insert no) <input type="checkbox"/> 4947(a)(1) or <input type="checkbox"/> 527	J Website ▶ N/A	
K Form of organization <input checked="" type="checkbox"/> Corporation <input type="checkbox"/> Trust <input type="checkbox"/> Association <input type="checkbox"/> Other ▶	L Year of formation 2001	M State of legal domicile MD

Part I Summary

1 Briefly describe the organization's mission or most significant activities THE ORGAN. WAS ESTABLISHED IN ORDER TO SUPPORT & INCREASE PHILANTHROPY THROUGH OPERATION OF DONOR-ADVISED FUNDS MAKING CONTRIB. TO DOMESTIC PUBLIC CHARITIES QUALIFIED UNDER SEC. 501(C)(3) AND 509(A) OF THE IRC			
2 Check this box <input type="checkbox"/> if the organization discontinued its operations or disposed of more than 25% of its net assets			
3	Number of voting members of the governing body (Part VI, line 1a)	3	9
4	Number of independent voting members of the governing body (Part VI, line 1b)	4	5
5	Total number of employees (Part V, line 2a)	5	0
6	Total number of volunteers (estimate if necessary)	6	9
7a	Total gross unrelated business revenue from Part VIII, column (C), line 12	7a	0
b	Net unrelated business taxable income from Form 990-T, line 34	7b	0
Revenue	8 Contributions and grants (Part VIII, line 1h)	Prior Year	Current Year
	9 Program service revenue (Part VIII, line 2g)	63,610,867.	43,015,789.
	10 Investment income (Part VIII, column (A), lines 3, 4, and 7d)	0.	0.
	11 Other revenue (Part VIII, column (A), lines 5, 6d, 8c, 9c, 10c, and 11e)	-65,443,774.	5,992,646.
	12 Total revenue - add lines 8 through 11 (must equal Part VIII, column (A), line 12)	-1,832,907.	49,008,435.
Expenses	13 Grants and similar amounts paid (Part IX, column (A), lines 1-3)	71,037,288.	78,018,727.
	14 Benefits paid to or for members (Part IX, column (A), line 4)	0.	0.
	15 Salaries, other compensation, employee benefits (Part IX, column (A), lines 5-10)	0.	0.
	16 a Professional fundraising fees (Part IX, column (A), line 11e)	0.	0.
	b Total fundraising expenses, Part IX, column (D), line 25		
	17 Other expenses (Part IX, column (A), lines 11a-11d, 11f-24f)	5,277,305.	3,089,169.
	18 Total expenses - Add lines 13-17 (must equal Part IX, column (A), line 25)	76,314,593.	81,107,896.
19 Revenue less expenses - Subtract line 18 from line 12	-78,147,500.	-32,099,461.	
Net Assets or Fund Balances	20 Total assets (Part X, line 16)	Beginning of Year	End of Year
	21 Total liabilities (Part X, line 26)	240,480,221.	240,373,902.
	22 Net assets or fund balances - Subtract line 21 from line 20	240,480,221.	240,373,902.


Part II Signature Block

Under penalties of perjury, I declare that I have examined this return, including accompanying schedules and statements, and to the best of my knowledge and belief, it is true, correct, and complete. Declaration of preparer (other than officer) is based on all information of which preparer has any knowledge.

Sign Here ▶  11/12/10
 Signature of officer

▶ Laurie A. Hesslein
 Type or print name and title

Paid Preparer's Use Only


Preparer's signature ▶ 

Firm's name (or yours if self-employed) address, and ZIP + 4 ▶ PRICEWATERHOUSECOOPERS LLP
 600 GRANT STREET PITTSBURG

May the IRS discuss this return with the preparer shown above? (see instructions)

For Privacy Act and Paperwork Reduction Act Notice, see the separate instructions.

SCANNED DEC 14 2010



Part III Statement of Program Service Accomplishments

1 Briefly describe the organization's mission

ATTACHMENT 3

2 Did the organization undertake any significant program services during the year which were not listed on the prior Form 990 or 990-EZ? Yes No

If "Yes," describe these new services on Schedule O

3 Did the organization cease conducting, or make significant changes in how it conducts, any program services? Yes No

If "Yes," describe these changes on Schedule O

4 Describe the exempt purpose achievements for each of the organization's three largest program services by expenses. Section 501(c)(3) and 501(c)(4) organizations and section 4947(a)(1) trusts are required to report the amount of grants and allocations to others, the total expenses, and revenue, if any, for each program service reported

4a (Code _____) (Expenses \$ 78,018,727 including grants of \$ 78,018,727) (Revenue \$ _____)

THE ORGANIZATION WAS ESTABLISHED IN ORDER TO SUPPORT AND INCREASE PHILANTHROPY THROUGH OPERATION OF DONOR-ADVISED FUNDS MAKING CONTRIBUTIONS TO DOMESTIC PUBLIC CHARITIES QUALIFIED UNDER SECTIONS 501(C)(3) AND 509(A) OF THE INTERNAL REVENUE CODE AND THROUGH RELATED EDUCATIONAL PROGRAMS.

4b (Code _____) (Expenses \$ _____ including grants of \$ _____) (Revenue \$ _____)

4c (Code _____) (Expenses \$ _____ including grants of \$ _____) (Revenue \$ _____)

4d Other program services (Describe in Schedule O)

(Expenses \$ _____ including grants of \$ _____) (Revenue \$ _____)

4e Total program service expenses ▶ 78,018,727.

Part IV Checklist of Required Schedules

		Yes	No
1	Is the organization described in section 501(c)(3) or 4947(a)(1) (other than a private foundation)? If "Yes," complete Schedule A	X	
2	Is the organization required to complete Schedule B, Schedule of Contributors?	X	
3	Did the organization engage in direct or indirect political campaign activities on behalf of or in opposition to candidates for public office? If "Yes," complete Schedule C, Part I		X
4	Section 501(c)(3) organizations. Did the organization engage in lobbying activities? If "Yes," complete Schedule C, Part II		X
5	Sections 501(c)(4), 501(c)(5), and 501(c)(6) organizations. Is the organization subject to the section 6033(e) notice and reporting requirement and proxy tax? If "Yes," complete Schedule C, Part III	N/A	
6	Did the organization maintain any donor advised funds or any similar funds or accounts where donors have the right to provide advice on the distribution or investment of amounts in such funds or accounts? If "Yes," complete Schedule D, Part I	X	
7	Did the organization receive or hold a conservation easement, including easements to preserve open space, the environment, historic land areas, or historic structures? If "Yes," complete Schedule D, Part II		X
8	Did the organization maintain collections of works of art, historical treasures, or other similar assets? If "Yes," complete Schedule D, Part III		X
9	Did the organization report an amount in Part X, line 21, serve as a custodian for amounts not listed in Part X, or provide credit counseling, debt management, credit repair, or debt negotiation services? If "Yes," complete Schedule D, Part IV		X
10	Did the organization, directly or through a related organization, hold assets in term, permanent, or quasi-endowments? If "Yes," complete Schedule D, Part V		X
11	Is the organization's answer to any of the following questions "Yes"? If so, complete Schedule D, Parts VI, VII, VIII, IX, or X as applicable		X
	• Did the organization report an amount for land, buildings, and equipment in Part X, line 10? If "Yes," complete Schedule D, Part VI		
	• Did the organization report an amount for investments—other securities in Part X, line 12 that is 5% or more of its total assets reported in Part X, line 16? If "Yes," complete Schedule D, Part VII		
	• Did the organization report an amount for investments—program related in Part X, line 13 that is 5% or more of its total assets reported in Part X, line 16? If "Yes," complete Schedule D, Part VIII		
	• Did the organization report an amount for other assets in Part X, line 15 that is 5% or more of its total assets reported in Part X, line 16? If "Yes," complete Schedule D, Part IX		
	• Did the organization report an amount for other liabilities in Part X, line 25? If "Yes," complete Schedule D, Part X		
	• Did the organization's separate or consolidated financial statements for the tax year include a footnote that addresses the organization's liability for uncertain tax positions under FIN 48? If "Yes," complete Schedule D, Part X		
12	Did the organization obtain separate, independent audited financial statements for the tax year? If "Yes," complete Schedule D, Parts XI, XII, and XIII	X	
12A	Was the organization included in consolidated, independent audited financial statement for the tax year? If "Yes," completing Schedule D, Parts XI, XII, and XIII is optional	X	
13	Is the organization a school described in section 170(b)(1)(A)(ii)? If "Yes," complete Schedule E		X
14a	Did the organization maintain an office, employees, or agents outside of the United States?		X
14b	Did the organization have aggregate revenues or expenses of more than \$10,000 from grantmaking, fundraising, business, and program service activities outside the United States? If "Yes," complete Schedule F, Part I		X
15	Did the organization report on Part IX, column (A), line 3, more than \$5,000 of grants or assistance to any organization or entity located outside the United States? If "Yes," complete Schedule F, Part II		X
16	Did the organization report on Part IX, column (A), line 3, more than \$5,000 of aggregate grants or assistance to individuals located outside the United States? If "Yes," complete Schedule F, Part III		X
17	Did the organization report a total of more than \$15,000 of expenses for professional fundraising services on Part IX, column (A), lines 6 and 11e? If "Yes," complete Schedule G, Part I		X
18	Did the organization report more than \$15,000 total of fundraising event gross income and contributions on Part VIII, lines 1c and 8a? If "Yes," complete Schedule G, Part II		X
19	Did the organization report more than \$15,000 of gross income from gaming activities on Part VIII, line 9a? If "Yes," complete Schedule G, Part III		X
20	Did the organization operate one or more hospitals? If "Yes," complete Schedule H		X

Part IV Checklist of Required Schedules (continued)

	Yes	No
21 Did the organization report more than \$5,000 of grants and other assistance to governments and organizations in the United States on Part IX, column (A), line 1? If "Yes," complete Schedule I, Parts I and II.	X	
22 Did the organization report more than \$5,000 of grants and other assistance to individuals in the United States on Part IX, column (A), line 2? If "Yes," complete Schedule I, Parts I and III.		X
23 Did the organization answer "Yes" to Part VII, Section A, line 3, 4, or 5 about compensation of the organization's current and former officers, directors, trustees, key employees, and highest compensated employees? If "Yes," complete Schedule J		X
24 a Did the organization have a tax-exempt bond issue with an outstanding principal amount of more than \$100,000 as of the last day of the year, that was issued after December 31, 2002? If "Yes," answer lines 24b through 24d and complete Schedule K. If "No," go to question 25		X
b Did the organization invest any proceeds of tax-exempt bonds beyond a temporary period exception?		
c Did the organization maintain an escrow account other than a refunding escrow at any time during the year to defease any tax-exempt bonds?		
d Did the organization act as an "on behalf of" issuer for bonds outstanding at any time during the year?		
25 a Section 501(c)(3) and 501(c)(4) organizations. Did the organization engage in an excess benefit transaction with a disqualified person during the year? If "Yes," complete Schedule L, Part I		X
b Is the organization aware that it engaged in an excess benefit transaction with a disqualified person in a prior year, and that the transaction has not been reported on any of the organization's prior Forms 990 or 990-EZ? If "Yes," complete Schedule L, Part I		X
26 Was a loan to or by a current or former officer, director, trustee, key employee, highly compensated employee, or disqualified person outstanding as of the end of the organization's tax year? If "Yes," complete Schedule L, Part II		X
27 Did the organization provide a grant or other assistance to an officer, director, trustee, key employee, substantial contributor, or a grant selection committee member, or to a person related to such an individual? If "Yes," complete Schedule L, Part III		X
28 Was the organization a party to a business transaction with one of the following parties (see Schedule L, Part IV instructions for applicable filing thresholds, conditions, and exceptions)		
a A current or former officer, director, trustee, or key employee? If "Yes," complete Schedule L, Part IV.	X	
b A family member of a current or former officer, director, trustee, or key employee? If "Yes," complete Schedule L, Part IV.		X
c An entity of which a current or former officer, director, trustee, or key employee of the organization (or a family member) was an officer, director, trustee, or direct or indirect owner? If "Yes," complete Schedule L, Part IV	X	
29 Did the organization receive more than \$25,000 in non-cash contributions? If "Yes," complete Schedule M	X	
30 Did the organization receive contributions of art, historical treasures, or other similar assets, or qualified conservation contributions? If "Yes," complete Schedule M		X
31 Did the organization liquidate, terminate, or dissolve and cease operations? If "Yes," complete Schedule N, Part I		X
32 Did the organization sell, exchange, dispose of, or transfer more than 25% of its net assets? If "Yes," complete Schedule N, Part II		X
33 Did the organization own 100% of an entity disregarded as separate from the organization under Regulations sections 301.7701-2 and 301.7701-3? If "Yes," complete Schedule R, Part I		X
34 Was the organization related to any tax-exempt or taxable entity? If "Yes," complete Schedule R, Parts II, III, IV, and V, line 1		X
35 Is any related organization a controlled entity within the meaning of section 512(b)(13)? If "Yes," complete Schedule R, Part V, line 2		X
36 Section 501(c)(3) organizations. Did the organization make any transfers to an exempt non-charitable related organization? If "Yes," complete Schedule R, Part V, line 2		X
37 Did the organization conduct more than 5% of its activities through an entity that is not a related organization and that is treated as a partnership for federal income tax purposes? If "Yes," complete Schedule R, Part VI		X
38 Did the organization complete Schedule O and provide explanations in Schedule O for Part VI, lines 11 and 19? Note. All Form 990 filers are required to complete Schedule O	X	

Part V Statements Regarding Other IRS Filings and Tax Compliance

Table with columns for question number, description, and Yes/No checkboxes. Includes questions 1a through 12b regarding IRS filings and tax compliance.

Part VI Governance, Management, and Disclosure For each "Yes" response to lines 2 through 7b below, and for a "No" response to line 8a, 8b, or 10b below, describe the circumstances, processes, or changes in Schedule O See instructions

Section A. Governing Body and Management

		Yes	No
1a	Enter the number of voting members of the governing body		
1b	Enter the number of voting members that are independent		
2	Did any officer, director, trustee, or key employee have a family relationship or a business relationship with any other officer, director, trustee, or key employee?	X	
3	Did the organization delegate control over management duties customarily performed by or under the direct supervision of officers, directors or trustees, or key employees to a management company or other person?		X
4	Did the organization make any significant changes to its organizational documents since the prior Form 990 was filed?	X	
5	Did the organization become aware during the year of a material diversion of the organization's assets?		X
6	Does the organization have members or stockholders?		X
7a	Does the organization have members, stockholders, or other persons who may elect one or more members of the governing body?		X
7b	Are any decisions of the governing body subject to approval by members, stockholders, or other persons?		X
8	Did the organization contemporaneously document the meetings held or written actions undertaken during the year by the following		
8a	The governing body?	X	
8b	Each committee with authority to act on behalf of the governing body?	X	
9	Is there any officer, director, trustee, or key employee listed in Part VII, Section A, who cannot be reached at the organization's mailing address? If "Yes," provide the names and addresses in Schedule O		X

Section B. Policies (This Section B requests information about policies not required by the Internal Revenue Code.)

		Yes	No
10a	Does the organization have local chapters, branches, or affiliates?		X
10b	If "Yes," does the organization have written policies and procedures governing the activities of such chapters, affiliates, and branches to ensure their operations are consistent with those of the organization?		
11	Has the organization provided a copy of this Form 990 to all members of its governing body before filing the form?	X	
11A	Describe in Schedule O the process, if any, used by the organization to review this Form 990		
12a	Does the organization have a written conflict of interest policy? If "No," go to line 13	X	
12b	Are officers, directors or trustees, and key employees required to disclose annually interests that could give rise to conflicts?	X	
12c	Does the organization regularly and consistently monitor and enforce compliance with the policy? If "Yes," describe in Schedule O how this is done	X	
13	Does the organization have a written whistleblower policy?	X	
14	Does the organization have a written document retention and destruction policy?	X	
15	Did the process for determining compensation of the following persons include a review and approval by independent persons, comparability data, and contemporaneous substantiation of the deliberation and decision?		
15a	The organization's CEO, Executive Director, or top management official		N/A
15b	Other officers or key employees of the organization If "Yes" to line 15a or 15b, describe the process in Schedule O (See instructions)		N/A
16a	Did the organization invest in, contribute assets to, or participate in a joint venture or similar arrangement with a taxable entity during the year?		X
16b	If "Yes," has the organization adopted a written policy or procedure requiring the organization to evaluate its participation in joint venture arrangements under applicable federal tax law, and taken steps to safeguard the organization's exempt status with respect to such arrangements?		

Section C. Disclosure

- 17 List the states with which a copy of this Form 990 is required to be filed **ATTACHMENT 4**
- 18 Section 6104 requires an organization to make its Forms 1023 (or 1024 if applicable), 990, and 990-T (501(c)(3)s only) available for public inspection. Indicate how you make these available. Check all that apply.
 Own website Another's website Upon request
- 19 Describe in Schedule O whether (and if so, how), the organization makes its governing documents, conflict of interest policy, and financial statements available to the public
- 20 State the name, physical address, and telephone number of the person who possesses the books and records of the organization **MORGAN STANLEY SMITH BARNEY 2000 WESTCHESTER AVE PURCHASE, NY 10577**
212-793-2338

Part VII Compensation of Officers, Directors, Trustees, Key Employees, Highest Compensated Employees, and Independent Contractors

Section A. Officers, Directors, Trustees, Key Employees, and Highest Compensated Employees

1a Complete this table for all persons required to be listed Report compensation for the calendar year ending with or within the organization's tax year Use Schedule J-2 if additional space is needed

- List all of the organization's **current** officers, directors, trustees (whether individuals or organizations), regardless of amount of compensation Enter -0- in columns (D), (E), and (F) if no compensation was paid
- List all of the organization's **current** key employees See instructions for definition of "key employee "
- List the organization's five **current** highest compensated employees (other than an officer, director, trustee, or key employee) who received reportable compensation (Box 5 of Form W-2 and/or Box 7 of Form 1099-MISC) of more than \$100,000 from the organization and any related organizations
- List all of the organization's **former** officers, key employees, and highest compensated employees who received more than \$100,000 of reportable compensation from the organization and any related organizations
- List all of the organization's **former** directors or trustees that received, in the capacity as a former director or trustee of the organization, more than \$10,000 of reportable compensation from the organization and any related organizations

List persons in the following order individual trustees or directors, institutional trustees, officers, key employees, highest compensated employees, and former such persons

Check this box if the organization did not compensate any current officer, director, or trustee

(A) Name and Title	(B) Average hours per week	(C) Position (check all that apply)						(D) Reportable compensation from the organization (W-2/1099-MISC)	(E) Reportable compensation from related organizations (W-2/1099-MISC)	(F) Estimated amount of other compensation from the organization and related organizations
		Individual trustee or director	Institutional trustee	Officer	Key employee	Highest compensated employee	Former			
CAROL VAN ATTEN CHAIRPERSON	1.00	X		X				0	0	0
LAURIE A. HESSLEIN PRESIDENT	1.00	X		X				0	0	0
DAN RICE SECRETARY	1.00	X		X				0	0	0
MICHAEL S. SWARTZ TREASURER	1.00	X		X				0	0	0
MELANIE SCHNOLL-BEGUN VICE PRESIDENT	1.00	X		X				0	0	0
PAUL G SCHERVISH BOARD MEMBER	1.00	X						0	0	0
ROBERT B. SEABERG, PH.D. BOARD MEMBER	1.00	X						0	0	0
JAMES TRACEY BOARD MEMBER	1.00	X						0	0	0
TRUDA ("T") CLEEVES JEWETT BOARD MEMBER	1.00	X						0	0	0

Part VIII Statement of Revenue

52-7082731

			(A) Total revenue	(B) Related or exempt function revenue	(C) Unrelated business revenue	(D) Revenue excluded from tax under sections 512, 513, or 514	
Contributions, gifts, grants and other similar amounts	1a	Federated campaigns					
	1b	Membership dues					
	1c	Fundraising events					
	1d	Related organizations					
	1e	Government grants (contributions)					
	1f	All other contributions, gifts, grants, and similar amounts not included above	43,015,789				
	g	Noncash contributions included in lines 1a-1f \$	14,984,622				
h	Total. Add lines 1a-1f		43,015,789				
Program Service Revenue			Business Code				
	2a						
	b						
	c						
	d						
	e						
	g	Total. Add lines 2a-2f		0			
Other Revenue	3	Investment income (including dividends, interest, and other similar amounts) ATTACHMENT 5		6,533,006		6,533,006	
	4	Income from investment of tax-exempt bond proceeds		0			
	5	Royalties		0			
	6a	Gross Rents	(i) Real				
			(ii) Personal				
	b	Less rental expenses					
	c	Rental income or (loss)					
	d	Net rental income or (loss)		0			
	7a	Gross amount from sales of assets other than inventory	(i) Securities	117,631,462			
			(ii) Other				
	b	Less cost or other basis and sales expenses	118,171,822				
c	Gain or (loss)	-540,360					
d	Net gain or (loss)		-540,360		-540,360		
8a	Gross income from fundraising events (not including \$ _____ of contributions reported on line 1c) See Part IV, line 18	a					
		b	Less direct expenses				
		c	Net income or (loss) from fundraising events		0		
9a	Gross income from gaming activities See Part IV, line 19	a					
		b	Less direct expenses				
		c	Net income or (loss) from gaming activities		0		
10a	Gross sales of inventory, less returns and allowances	a					
		b	Less cost of goods sold				
		c	Net income or (loss) from sales of inventory		0		
Miscellaneous Revenue		Business Code					
11a							
b							
c							
d	All other revenue						
e	Total. Add lines 11a-11d		0				
12	Total Revenue. See instructions		49,008,435			5,992,646	

Part IX Statement of Functional Expenses

Section 501(c)(3) and 501(c)(4) organizations must complete all columns.
 All other organizations must complete column (A) but are not required to complete columns (B), (C), and (D).

<i>Do not include amounts reported on lines 6b, 7b, 8b, 9b, and 10b of Part VIII.</i>	(A) Total expenses	(B) Program service expenses	(C) Management and general expenses	(D) Fundraising expenses
1 Grants and other assistance to governments and organizations in the U S See Part IV, line 21 . . .	78,018,727.	78,018,727.		
2 Grants and other assistance to individuals in the U S See Part IV, line 22	0.			
3 Grants and other assistance to governments, organizations, and individuals outside the U S See Part IV, lines 15 and 16	0.			
4 Benefits paid to or for members	0.			
5 Compensation of current officers, directors, trustees, and key employees	0.			
6 Compensation not included above, to disqualified persons (as defined under section 4958(f)(1)) and persons described in section 4958(c)(3)(B) . . .	0.			
7 Other salaries and wages	0.			
8 Pension plan contributions (include section 401(k) and section 403(b) employer contributions) . . .	0.			
9 Other employee benefits	0.			
10 Payroll taxes	0.			
11 Fees for services (non-employees)				
a Management	0.			
b Legal	24,444.		24,444	
c Accounting	30,000.		30,000.	
d Lobbying	0.			
e Professional fundraising services See Part IV, line 17	0.			
f Investment management fees	0.			
g Other	0.			
12 Advertising and promotion	0.			
13 Office expenses	0.			
14 Information technology	0.			
15 Royalties	0.			
16 Occupancy	0.			
17 Travel	0.			
18 Payments of travel or entertainment expenses for any federal, state, or local public officials	0.			
19 Conferences, conventions, and meetings	0.			
20 Interest	0.			
21 Payments to affiliates	0.			
22 Depreciation, depletion, and amortization . . .	0.			
23 Insurance	0.			
24 Other expenses Itemize expenses not covered above (Expenses grouped together and labeled miscellaneous may not exceed 5% of total expenses shown on line 25 below)				
a <u>KINTERA TECHNOLOGY FEES</u>	1,000,000.		1,000,000.	
b <u>FOREIGN TAXES PAID</u>	102,433.		102,433.	
c <u>REGISTRATION & FILING FEES</u>	14,397.		14,397.	
d <u>INSURANCE</u>	6,765.		6,765.	
e <u>MSSB ADMIN & SERVICE FEES</u>	1,911,130.		1,911,130.	
f All other expenses				
25 Total functional expenses Add lines 1 through 24f	81,107,896.	78,018,727.	3,089,169.	
26 Joint Costs. Check here <input type="checkbox"/> If following SOP 98-2 Complete this line only if the organization reported in column (B) joint costs from a combined educational campaign and fundraising solicitation				

Part X Balance Sheet

		(A) Beginning of year		(B) End of year	
Assets	1	Cash - non-interest-bearing		1	
	2	Savings and temporary cash investments	109,180,932.	2	66,319,240.
	3	Pledges and grants receivable, net		3	
	4	Accounts receivable, net		4	
	5	Receivables from current and former officers, directors, trustees, key employees, and highest compensated employees Complete Part II of Schedule L		5	
	6	Receivables from other disqualified persons (as defined under section 4958(f)(1)) and persons described in section 4958(c)(3)(B) Complete Part II of Schedule L		6	
	7	Notes and loans receivable, net		7	
	8	Inventories for sale or use		8	
	9	Prepaid expenses and deferred charges		9	
	10 a	Land, buildings, and equipment cost or other basis Complete Part VI of Schedule D	10a		
	b	Less accumulated depreciation	10b	10c	
	11	Investments - publicly traded securities ATCH .6 . .	131,299,289.	11	174,054,662.
	12	Investments - other securities See Part IV, line 11		12	
	13	Investments - program-related See Part IV, line 11		13	
	14	Intangible assets		14	
	15	Other assets See Part IV, line 11		15	
16	Total assets. Add lines 1 through 15 (must equal line 34)	240,480,221.	16	240,373,902.	
Liabilities	17	Accounts payable and accrued expenses		17	
	18	Grants payable		18	
	19	Deferred revenue		19	
	20	Tax-exempt bond liabilities		20	
	21	Escrow or custodial account liability Complete Part IV of Schedule D		21	
	22	Payables to current and former officers, directors, trustees, key employees, highest compensated employees, and disqualified persons Complete Part II of Schedule L		22	
	23	Secured mortgages and notes payable to unrelated third parties		23	
	24	Unsecured notes and loans payable to unrelated third parties		24	
	25	Other liabilities Complete Part X of Schedule D		25	
	26	Total liabilities. Add lines 17 through 25		26	
Net Assets or Fund Balances	Organizations that follow SFAS 117, check here <input checked="" type="checkbox"/> and complete lines 27 through 29, and lines 33 and 34.				
	27	Unrestricted net assets		27	
	28	Temporarily restricted net assets	240,480,221.	28	240,373,902.
	29	Permanently restricted net assets		29	
	Organizations that do not follow SFAS 117, check here <input type="checkbox"/> and complete lines 30 through 34.				
	30	Capital stock or trust principal, or current funds		30	
	31	Paid-in or capital surplus, or land, building, or equipment fund		31	
	32	Retained earnings, endowment, accumulated income, or other funds		32	
	33	Total net assets or fund balances	240,480,221.	33	240,373,902.
34	Total liabilities and net assets/fund balances	240,480,221.	34	240,373,902.	

Part XI Financial Statements and Reporting

		Yes	No
1	Accounting method used to prepare the Form 990 <input checked="" type="checkbox"/> Cash <input type="checkbox"/> Accrual <input type="checkbox"/> Other _____ If the organization changed its method of accounting from a prior year or checked "Other," explain in Schedule O		
2a	Were the organization's financial statements compiled or reviewed by an independent accountant?	X	
2b	Were the organization's financial statements audited by an independent accountant?	X	
2c	If "Yes" to line 2a or 2b, does the organization have a committee that assumes responsibility for oversight of the audit, review, or compilation of its financial statements and selection of an independent accountant? If the organization changed either its oversight process or selection process during the tax year, explain in Schedule O	X	
d	If "Yes" to line 2a or 2b, check a box below to indicate whether the financial statements for the year were issued on a consolidated basis, separate basis, or both <input checked="" type="checkbox"/> Separate basis <input type="checkbox"/> Consolidated basis <input type="checkbox"/> Both consolidated and separate basis		
3a	As a result of a federal award, was the organization required to undergo an audit or audits as set forth in the Single Audit Act and OMB Circular A-133?		X
3b	If "Yes," did the organization undergo the required audit or audits? If the organization did not undergo the required audit or audits, explain why in Schedule O and describe any steps taken to undergo such audits		

Form **990** (2009)

Part II Support Schedule for Organizations Described in Sections 170(b)(1)(A)(iv) and 170(b)(1)(A)(vi)
 (Complete only if you checked the box on line 5, 7, or 8 of Part I)

Section A. Public Support

Calendar year (or fiscal year beginning in) ▶	(a) 2005	(b) 2006	(c) 2007	(d) 2008	(e) 2009	(f) Total
1 Gifts, grants, contributions, and membership fees received (Do not include any "unusual grants")	88,476,350	100,720,683	133,270,132	64,647,211	78,018,727	465,133,103
2 Tax revenues levied for the organization's benefit and either paid to or expended on its behalf						
3 The value of services or facilities furnished by a governmental unit to the organization without charge						
4 Total. Add lines 1 through 3	88,476,350	100,720,683	133,270,132	64,647,211	78,018,727	465,133,103
5 The portion of total contributions by each person (other than a governmental unit or publicly supported organization) included on line 1 that exceeds 2% of the amount shown on line 11, column (f), ATCH 1						106,312
6 Public support. Subtract line 5 from line 4						465,026,791

Section B. Total Support

Calendar year (or fiscal year beginning in) ▶	(a) 2005	(b) 2006	(c) 2007	(d) 2008	(e) 2009	(f) Total
7 Amounts from line 4	88,476,350	100,720,683	133,270,132	64,647,211	78,018,727	465,133,103
8 Gross income from interest, dividends, payments received on securities loans, rents, royalties and income from similar sources	1,956,842	4,463,398	7,547,506	9,050,539	6,533,006	29,551,291
9 Net income from unrelated business activities, whether or not the business is regularly carried on						
10 Other income Do not include gain or loss from the sale of capital assets (Explain in Part IV)						
11 Total support. Add lines 7 through 10						494,684,394
12 Gross receipts from related activities, etc (see instructions)					12	
13 First five years. If the Form 990 is for the organization's first, second, third, fourth, or fifth tax year as a section 501(c)(3) organization, check this box and stop here						<input type="checkbox"/>

Section C. Computation of Public Support Percentage

14 Public support percentage for 2009 (line 6, column (f) divided by line 11, column (f))	14	94.00 %
15 Public support percentage from 2008 Schedule A, Part II, line 14	15	94.71 %
16a 33 1/3 % support test - 2009. If the organization did not check the box on line 13, and line 14 is 33 1/3 % or more, check this box and stop here. The organization qualifies as a publicly supported organization		<input checked="" type="checkbox"/>
b 33 1/3 % support test - 2008. If the organization did not check a box on line 13 or 16a, and line 15 is 33 1/3 % or more, check this box and stop here. The organization qualifies as a publicly supported organization		<input type="checkbox"/>
17a 10%-facts-and-circumstances test - 2009. If the organization did not check a box on line 13, 16a or 16b, and line 14 is 10% or more, and if the organization meets the "facts-and-circumstances" test, check this box and stop here. Explain in Part IV how the organization meets the "facts-and-circumstances" test The organization qualifies as a publicly supported organization		<input type="checkbox"/>
b 10%-facts-and-circumstances test - 2008. If the organization did not check a box on line 13, 16a, 16b, or 17a, and line 15 is 10% or more, and if the organization meets the "facts-and-circumstances" test, check this box and stop here. Explain in Part IV how the organization meets the "facts-and-circumstances" test The organization qualifies as a publicly supported organization		<input type="checkbox"/>
18 Private foundation. If the organization did not check a box on line 13, 16a, 16b, 17a, or 17b, check this box and see instructions		<input type="checkbox"/>

Part III Support Schedule for Organizations Described in Section 509(a)(2)
 (Complete only if you checked the box on line 9 of Part I)

Section A. Public Support

Calendar year (or fiscal year beginning in) ►	(a) 2005	(b) 2006	(c) 2007	(d) 2008	(e) 2009	(f) Total
1 Gifts, grants, contributions, and membership fees received (Do not include any "unusual grants")						
2 Gross receipts from admissions, merchandise sold or services performed, or facilities furnished in any activity that is related to the organization's tax-exempt purpose						
3 Gross receipts from activities that are not an unrelated trade or business under section 513						
4 Tax revenues levied for the organization's benefit and either paid to or expended on its behalf						
5 The value of services or facilities furnished by a governmental unit to the organization without charge						
6 Total. Add lines 1 through 5						
7a Amounts included on lines 1, 2, and 3 received from disqualified persons						
b Amounts included on lines 2 and 3 received from other than disqualified persons that exceed the greater of \$5,000 or 1% of the amount on line 13 for the year						
c Add lines 7a and 7b						
8 Public support (Subtract line 7c from line 6)						

Section B. Total Support

Calendar year (or fiscal year beginning in) ►	(a) 2005	(b) 2006	(c) 2007	(d) 2008	(e) 2009	(f) Total
9 Amounts from line 6						
10 a Gross income from interest, dividends, payments received on securities loans, rents, royalties and income from similar sources						
b Unrelated business taxable income (less section 511 taxes) from businesses acquired after June 30, 1975						
c Add lines 10a and 10b						
11 Net income from unrelated business activities not included in line 10b, whether or not the business is regularly carried on						
12 Other income Do not include gain or loss from the sale of capital assets (Explain in Part IV)						
13 Total support. (Add lines 9, 10c, 11, and 12)						
14 First five years. If the Form 990 is for the organization's first, second, third, fourth, or fifth tax year as a section 501(c)(3) organization, check this box and stop here	<input type="checkbox"/>					

Section C. Computation of Public Support Percentage

15 Public support percentage for 2009 (line 8, column (f) divided by line 13, column (f))	15	%
16 Public support percentage from 2008 Schedule A, Part III, line 15	16	%

Section D. Computation of Investment Income Percentage

17 Investment income percentage for 2009 (line 10c, column (f) divided by line 13, column (f))	17	%
18 Investment income percentage from 2008 Schedule A, Part III, line 17	18	%

- 19 a 33 1/3 % support tests - 2009 If the organization did not check the box on line 14, and line 15 is more than 33 1/3 %, and line 17 is not more than 33 1/3 %, check this box and stop here The organization qualifies as a publicly supported organization ►
- b 33 1/3 % support tests - 2008. If the organization did not check a box on line 14 or line 19a, and line 16 is more than 33 1/3 %, and line 18 is not more than 33 1/3 %, check this box and stop here The organization qualifies as a publicly supported organization ►
- 20 Private foundation. If the organization did not check a box on line 14, 19a, or 19b, check this box and see instructions ►

Part IV **Supplemental Information.** Complete this part to provide the explanation required by Part II, line 10, Part II, line 17a or 17b, or Part III, line 12. Provide any other additional information. See instructions.

ATTACHMENT 1

SCHEDULE A, PART II - EXCESS CONTRIBUTIONS

(NOT OPEN TO PUBLIC INSPECTION)

<u>CONTRIBUTOR NAME</u>	<u>TOTAL CONTRIBUTION</u>	<u>LESS 2% OF LINE 11 (F)</u>	<u>EXCESS CONTRIBUTION AMOUNT</u>
	10,000,000.	9,893,688.	106,312.
TOTAL	<u>10,000,000.</u>		<u>106,312.</u>

SCHEDULE D (Form 990)

Supplemental Financial Statements

OMB No 1545-0047

2009

Open to Public Inspection

Complete if the organization answered "Yes," to Form 990, Part IV, line 6, 7, 8, 9, 10, 11, or 12. Attach to Form 990. See separate instructions.

Department of the Treasury Internal Revenue Service

Name of the organization MORGAN STANLEY SMITH BARNEY GLOBAL IMPACT FUNDING TRUST, INC.

Employer identification number 52-7082731

Part I Organizations Maintaining Donor Advised Funds or Other Similar Funds or Accounts Complete if the organization answered "Yes" to Form 990, Part IV, line 6.

Table with 3 columns: Line number, Description, (a) Donor advised funds, (b) Funds and other accounts. Includes rows for total number at end of year, aggregate contributions, aggregate grants, aggregate value, and two questions about donor advisement.

Part II Conservation Easements. Complete if the organization answered "Yes" to Form 990, Part IV, line 7

Form for Part II Conservation Easements. Includes checkboxes for purposes of easements, a table for 'Held at the End of the Year' with rows 2a-2d, and several questions about monitoring and reporting.

Part III Organizations Maintaining Collections of Art, Historical Treasures, or Other Similar Assets. Complete if the organization answered "Yes" to Form 990, Part IV, line 8

Form for Part III Organizations Maintaining Collections of Art, Historical Treasures, or Other Similar Assets. Includes questions about reporting requirements and dollar amounts for revenues and assets.

For Privacy Act and Paperwork Reduction Act Notice, see the Instructions for Form 990.

Schedule D (Form 990) 2009

Part III Organizations Maintaining Collections of Art, Historical Treasures, or Other Similar Assets(continued)

3 Using the organization's acquisition, access, and other records, check any of the following that are a significant use of its collection items (check all that apply)

- a Public exhibition, b Scholarly research, c Preservation for future generations, d Loan or exchange programs, e Other

4 Provide a description of the organization's collections and explain how they further the organization's exempt purpose in Part XIV

5 During the year, did the organization solicit or receive donations of art, historical treasures, or other similar assets to be sold to raise funds rather than to be maintained as part of the organization's collection? Yes No

Part IV Escrow and Custodial Arrangements. Complete if the organization answered "Yes" to Form 990, Part IV, line 9, or reported an amount on Form 990, Part X, line 21

1a Is the organization an agent, trustee, custodian or other intermediary for contributions or other assets not included on Form 990, Part X? Yes No

b If "Yes," explain the arrangement in Part XI V and complete the following table

Table with columns for Amount and rows for 1c Beginning balance, 1d Additions during the year, 1e Distributions during the year, 1f Ending balance

2a Did the organization include an amount on Form 990, Part X, line 21? Yes No

b If "Yes," explain the arrangement in Part XI V

Part V Endowment Funds. Complete if organization answered "Yes" to Form 990, Part IV, line 10

Table with columns (a) Current Year, (b) Prior year, (c) Two years back, (d) Three years back, (e) Four years back and rows for 1a-1g

2 Provide the estimated percentage of the year end balance held as

- a Board designated or quasi-endowment %
b Permanent endowment %
c Term endowment %

3a Are there endowment funds not in the possession of the organization that are held and administered for the organization by

- (i) unrelated organizations
(ii) related organizations

Small table with columns Yes No and rows 3a(i), 3a(ii), 3b

b If "Yes" to 3a(ii), are the related organizations listed as required on Schedule R?

4 Describe in Part XIV the intended uses of the organization's endowment funds

Part VI Investments - Land, Buildings, and Equipment. See Form 990, Part X, line 10

Table with columns (a) Cost or other basis (investment), (b) Cost or other basis (other), (c) Accumulated depreciation, (d) Book value and rows for 1a Land, b Buildings, c Leasehold improvements, d Equipment, e Other

Total. Add lines 1a through 1e (Column (d) must equal Form 990, Part X, column (B), line 10(c))

Part XIV Supplemental Information (continued)

SEE BELOW

THE AMOUNT ON LINE 4A PART XII REPRESENT TAX COST ADJUSTMENTS RELATED TO
THE SALES OF ASSETS IN THE ACCOUNT

THE AMOUNT ON LINE 4B PART XII ARE OUT OF PERIOD ADJUSTMENTS RELATED TO
THE VALUE OF THE ASSETS IN THE ACCOUNT

THE AMOUNT ON LINE 4B PART XIII IS AN OUT OF PERIOD ADJUSTMENT RELATED TO
THE VALUE OF THE ASSETS IN THE ACCOUNT

Part III Grants and Other Assistance to Individuals in the United States. Complete if the organization answered "Yes" on Form 990, Part IV, line 22. Use Part IV and Schedule I-1 (Form 990) if additional space is needed.

(a) Type of grant or assistance	(b) Number of recipients	(c) Amount of cash grant	(d) Amount of non-cash assistance	(e) Method of valuation (book, FMV, appraisal, other)	(f) Description of non-cash assistance

Part IV Supplemental Information. Complete this part to provide the information required in Part I, line 2, and any other additional information.

SCHEDULE I, PART 1, LINE 2

THE ORGANIZATION HAS A MULTI-LAYERED GRANT DUE DILIGENCE AND APPROVAL

PROCESS TO ENSURE THAT THE DONOR DOES NOT BENEFIT FROM GRANTS AND THAT

ONLY PUBLIC CHARITIES OTHER THAN TYPE THREE SUPPORTING ORGANIZATIONS

RECEIVE GRANTS. THE ORGANIZATION HAS AN INDEPENDENT AUDIT OF THE

PROCESSES ON AN ONGOING BASIS AND AN ANNUAL PROGRAM REVIEW PROCESS FROM

WHICH WE MAKE IMPROVEMENTS TO ENSURE COMPLIANCE.

**SCHEDULE M
(Form 990)**

Department of the Treasury
Internal Revenue Service

Noncash Contributions

▶ **Complete if the organizations answered "Yes" on Form 990, Part IV, lines 29 or 30.**
▶ **Attach to Form 990.**

OMB No 1545-0047

2009
Open To Public Inspection

Name of the organization **MORGAN STANLEY SMITH BARNEY GLOBAL IMPACT FUNDING TRUST, INC.**

Employer identification number
52-7082731

Part I Types of Property

	(a) Check if applicable	(b) Number of contributions	(c) Revenues reported on Form 990, Part VIII, line 1g	(d) Method of determining revenues
1 Art-Works of art				
2 Art-Historical treasures				
3 Art-Fractional interests				
4 Books and publications				
5 Clothing and household goods				
6 Cars and other vehicles				
7 Boats and planes				
8 Intellectual property				
9 Securities-Publicly traded	X	513	14,984,622.	FMV-DATE OF CONTRIB.
10 Securities-Closely held stock				
11 Securities-Partnership, LLC, or trust interests				
12 Securities-Miscellaneous				
13 Qualified conservation contribution-Historic structures				
14 Qualified conservation contribution-Other				
15 Real estate-Residential				
16 Real estate-Commercial				
17 Real estate-Other				
18 Collectibles				
19 Food inventory				
20 Drugs and medical supplies				
21 Taxidermy				
22 Historical artifacts				
23 Scientific specimens				
24 Archeological artifacts				
25 Other ▶ ()				
26 Other ▶ ()				
27 Other ▶ ()				
28 Other ▶ ()				

29 Number of Forms 8283 received by the organization during the tax year for contributions for which the organization completed Form 8283, Part IV, Donee Acknowledgement **29**

	Yes	No
30 a During the year, did the organization receive by contribution any property reported in Part I, line 1-28 that it must hold for at least three years from the date of the initial contribution, and which is not required to be used for exempt purposes for the entire holding period?		X
b If "Yes," describe the arrangement in Part II		
31 Does the organization have a gift acceptance policy that requires the review of any non-standard contributions?	X	
32 a Does the organization hire or use third parties or related organizations to solicit, process, or sell noncash contributions?		X
b If "Yes," describe in Part II		
33 If the organization did not report revenues in column (c) for a type of property for which column (a) is checked, describe in Part II		

For Privacy Act and Paperwork Reduction Act Notice, see the Instructions for Form 990.

Schedule M (Form 990) 2009

JSA

9E1298 2 000

SCHEDULE O
(Form 990)

Department of the Treasury
Internal Revenue Service

Supplemental Information to Form 990

Complete to provide information for responses to specific questions on
Form 990 or to provide any additional information
▶ Attach to Form 990.

OMB No 1545-0047

2009

Open to Public
Inspection

Name of the organization MORGAN STANLEY SMITH BARNEY GLOBAL IMPACT
FUNDING TRUST, INC.

Employer identification number
52-7082731

ATTACHMENT 2

SEE BELOW

PART VI SECTION A LINE 2 - REFER TO SCHEDULE L

PART VI SECTION A LINE 4 - IN JULY 2009, THE ORGANIZATION FILED AN
ARTICLE OF AMENDMENT TO CHANGE THE ORGANIZATION'S NAME FROM CITI GLOBAL
IMPACT FUNDING TRUST, INC. TO MORGAN STANLEY SMITH BARNEY GLOBAL IMPACT
FUNDING TRUST, INC.

PART VI SECTION B. LINE 11 - A COPY OF THE FORM 990 IS PROVIDED TO THE
BOARD AND LEGAL TO REVIEW EACH YEAR PRIOR TO THE FILING OF THE FORM 990.

PART VI SECTION B. LINE 12(C) - THE ORGANIZATION DOES HAVE A WRITTEN
CONFLICT OF INTEREST POLICY WHICH IS CURRENTLY IN THE PROCESS OF BEING
REVIEWED AND APPROVED BY THE BOARD. ORGANIZATION COMPLIES WITH THE SAME
POLICY AND ENFORCEMENT PROCEDURES AS ITS ADMINISTRATORS.

PART VI SECTION C LINE 19 - NO DOCUMENTS AVAILABLE TO THE PUBLIC.

ATTACHMENT 3

FORM 990, PART III, LINE 1 - ORGANIZATION'S MISSION

THE ORGANIZATION WAS ESTABLISHED IN ORDER TO SUPPORT AND INCREASE

Name of the organization MORGAN STANLEY SMITH BARNEY GLOBAL IMPACT
FUNDING TRUST, INC.

Employer identification number
52-7082731

ATTACHMENT 3 (CONT'D)

FORM 990, PART III, LINE 1 - ORGANIZATION'S MISSION

PHILANTHROPY THROUGH OPERATION OF DONOR-ADVISED FUNDS MAKING
CONTRIBUTIONS TO DOMESTIC PUBLIC CHARITIES QUALIFIED UNDER SECTIONS
501(C)(3) AND 509(A) OF THE INTERNAL REVENUE CODE AND THROUGH RELATED
EDUCATIONAL PROGRAMS.

ATTACHMENT 4

FORM 990, PART VI, LINE 17 - STATES

AL, AK, AZ, AR, CA, CO, CT,
DC, FL, GA, HI, IL, KS, KY, ME, MD, MA, MI,
MN, MS, NH, NJ, NM, NY, NC, ND, OH, OK, OR, PA,
RI, SC, TN, UT, VA, WA, WV, WI,

ATTACHMENT 5

FORM 990, PART VIII - INVESTMENT INCOME

<u>DESCRIPTION</u>	(A) <u>TOTAL REVENUE</u>	(B) <u>RELATED OR EXEMPT REVENUE</u>	(C) <u>UNRELATED BUSINESS REV.</u>	(D) <u>EXCLUDED REVENUE</u>
DIVIDENDS AND INTEREST	6,528,199			6,528,199
OTHER INCOME - 12-B1 REBATE PAYMENTS	4,807			4,807
TOTALS	<u>6,533,006</u>			<u>6,533,006</u>

ATTACHMENT 6

Name of the organization MORGAN STANLEY SMITH BARNEY GLOBAL IMPACT
FUNDING TRUST, INC.

Employer identification number
52-7082731

ATTACHMENT 6 (CONT'D)

FORM 990, PART X - INVESTMENTS - PUBLICLY TRADED SECURITIES

<u>DESCRIPTION</u>	<u>ENDING BOOK VALUE</u>	<u>COST OR FMV</u>
DONATION RECEIPT ACCOUNT	1,730,364.	FMV
SELECT UMA AGGRESSIVE POOL	24,521,449.	FMV
SELECT UMA GROWTH POOL	61,046,544.	FMV
SELECT UMA BALANCED POOL	69,288,238.	FMV
SELECT UMA CONSERVATIVE POOL	17,468,067.	FMV
TOTALS	<u>174,054,662.</u>	

Application for Extension of Time To File an Exempt Organization Return

Department of the Treasury
Internal Revenue Service

▶ File a separate application for each return.

- If you are filing for an Automatic 3-Month Extension, complete only Part I and check this box
 - If you are filing for an Additional (Not Automatic) 3-Month Extension, complete only Part II (on page 2 of this form).
- Do not complete Part II unless you have already been granted an automatic 3-month extension on a previously filed Form 8868.**

Part I Automatic 3-Month Extension of Time. Only submit original (no copies needed).

A corporation required to file Form 990-T and requesting an automatic 6-month extension—check this box and complete Part I only

All other corporations (including 1120-C filers), partnerships, REMICs, and trusts must use Form 7004 to request an extension of time to file income tax returns.

Electronic Filing (e-file). Generally, you can electronically file Form 8868 if you want a 3-month automatic extension of time to file one of the returns noted below (6 months for a corporation required to file Form 990-T). However, you cannot file Form 8868 electronically if (1) you want the additional (not automatic) 3-month extension or (2) you file Forms 990-BL, 6069, or 8870, group returns, or a composite or consolidated Form 990-T. Instead, you must submit the fully completed and signed page 2 (Part II) of Form 8868. For more details on the electronic filing of this form, visit www.irs.gov/efile and click on e-file for Charities & Nonprofits

Type or print	Name of Exempt Organization	Employer identification number
	MORGAN STANLEY SMITH BARNEY GLOBAL IMPACT FUNDING TRUST, INC.	52-7082731
File by the due date for filing your return. See instructions	Number, street, and room or suite no. If a P.O. box, see instructions	
	2000 WESTCHESTER AVENUE, 2ND FLOOR	
	City, town or post office, state, and ZIP code. For a foreign address, see instructions	
	PURCHASE, NY 10577	

- Check type of return to be filed (file a separate application for each return):
- | | | |
|----------------------------------------------|-------------------------------------------------------------------|------------------------------------|
| <input checked="" type="checkbox"/> Form 990 | <input type="checkbox"/> Form 990-T (corporation) | <input type="checkbox"/> Form 4720 |
| <input type="checkbox"/> Form 990-BL | <input type="checkbox"/> Form 990-T (sec. 401(a) or 408(a) trust) | <input type="checkbox"/> Form 5227 |
| <input type="checkbox"/> Form 990-EZ | <input type="checkbox"/> Form 990-T (trust other than above) | <input type="checkbox"/> Form 6069 |
| <input type="checkbox"/> Form 990-PF | <input type="checkbox"/> Form 1041-A | <input type="checkbox"/> Form 8870 |

• The books are in the care of ▶ JAURIE A. HESSLEIN

Telephone No ▶ 212-793-2338 FAX No ▶

- If the organization does not have an office or place of business in the United States, check this box
- If this is for a Group Return, enter the organization's four digit Group Exemption Number (GEN) _____ If this is for the whole group, check this box . If it is for part of the group, check this box and attach a list with the names and EINs of all members the extension will cover.

1 I request an automatic 3-month (6 months for a corporation required to file Form 990-T) extension of time until 8/15, 2010, to file the exempt organization return for the organization named above. The extension is for the organization's return for:

- ▶ calendar year 2009 or
- ▶ tax year beginning _____, 20____, and ending _____, 20_____.

2 If this tax year is for less than 12 months, check reason: Initial return Final return Change in accounting period

3a If this application is for Form 990-BL, 990-PF, 990-T, 4720, or 6069, enter the tentative tax, less any nonrefundable credits. See instructions.	3a	\$	N/A
b If this application is for Form 990-PF or 990-T, enter any refundable credits and estimated tax payments made. Include any prior year overpayment allowed as a credit.	3b	\$	N/A
c Balance Due. Subtract line 3b from line 3a. Include your payment with this form, or, if required, deposit with FTD coupon or, if required, by using EFTPS (Electronic Federal Tax Payment System). See instructions.	3c	\$	0.00

Caution. If you are going to make an electronic fund withdrawal with this Form 8868, see Form 8453-EO and Form 8879-EO for payment instructions.

- If you are filing for an **Additional (Not Automatic) 3-Month Extension**, complete only **Part II** and check this box **Note.** Only complete Part II if you have already been granted an automatic 3-month extension on a previously filed Form 8868.
- If you are filing for an **Automatic 3-Month Extension**, complete only **Part I** (on page 1).

Part II Additional (Not Automatic) 3-Month Extension of Time. Only file the original (no copies needed).

Type or print File by the extended due date for filing the return. See instructions.	Name of Exempt Organization MORGAN STANLEY SMITH BARNEY GLOBAL IMPACT FUNDING TRUST	Employer identification number 52-7082731
	Number, street, and room or suite no. If a P.O. box, see instructions. 2000 WESTCHESTER AVENUE, 2ND FLOOR	For IRS use only
	City, town or post office, state, and ZIP code. For a foreign address, see instructions. PURCHASE, NY 10577	

Check type of return to be filed (File a separate application for each return):

- Form 990 Form 990-PF Form 1041-A Form 6069
- Form 990-BL Form 990-T (sec. 401(a) or 408(a) trust) Form 4720 Form 8870
- Form 990-EZ Form 990-T (trust other than above) Form 5227

STOP! Do not complete Part II if you were not already granted an automatic 3-month extension on a previously filed Form 8868.


- The books are in the care of **LAURIE A. HESSLEIN**
Telephone No. **212-559-4799** FAX No.
- If the organization does not have an office or place of business in the United States, check this box
- If this is for a Group Return, enter the organization's four digit Group Exemption Number (GEN) . If this is for the whole group, check this box . If it is for part of the group, check this box and attach a list with the names and EINs of all members the extension is for.

- 4 I request an additional 3-month extension of time until **11/15**, 20**10**.
- 5 For calendar year **2009**, or other tax year beginning **20**, and ending **20**.
- 6 If this tax year is for less than 12 months, check reason: Initial return Final return Change in accounting period
- 7 State in detail why you need the extension **MORE TIME IS NEEDED TO GATHER INFORMATION IN ORDER TO PREPARE AN ACCURATE RETURN.**

8a If this application is for Form 990-BL, 990-PF, 990-T, 4720, or 6069, enter the tentative tax, less any nonrefundable credits. See instructions.	8a	\$	N/A
b If this application is for Form 990-PF, 990-T, 4720, or 6069, enter any refundable credits and estimated tax payments made. Include any prior year overpayment allowed as a credit and any amount paid previously with Form 8868.	8b	\$	N/A
c Balance Due. Subtract line 8b from line 8a. Include your payment with this form, or, if required, deposit with FTD coupon or, if required, by using EFTPS (Electronic Federal Tax Payment System). See instructions.	8c	\$	0.00

Signature and Verification

Under penalties of perjury, I declare that I have examined this form, including accompanying schedules and statements, and to the best of my knowledge and belief, it is true, correct, and complete, and that I am authorized to prepare this form.

Signature  Title **TAX PARTNER** Date **8-10-10**

MORGAN STANLEY SMITH BARNEY GLOBAL IMPACT FUNDING TRUST, INC
 VALUE OF ACCOUNTS AS OF 12/31/2009 - INVESTMENT INCOME

Account	2009 Amount	2009 Amount	Cash/Investments	Dividends	Interest	Short-Term Capital Gain	Original Issue Discount	12-Bit Rebate	Total Earnings	Non-Taxable Distribution	Accrued Interest Paid	Accrued Interest Received	Corrected Value
3875 - 7391 (Citibank Checking Account)		-113,314.60	-113,314.60						0.00				
692-17571	0.00	0.00	0.00						0.00				
692-17572	0.00	0.00	0.00						0.00				
692-17574	0.00	0.00	0.00						0.00				
692-17575 (Grant Account)	4,110,066.94	0.00	0.00						0.00				
692-17576 (Operating Account)	87,956.68	23,499.42	23,499.42						0.00				
692-17578	8,610.77	8,640.41	8,640.41	29.64					29.64	0.77		18,224.30	
692-17579 (Receipt Account)	6,810,936.83	3,095,156.58	1,364,792.61	3,867.40	18,224.30	18.60			22,110.30				
			1,730,363.97										
692-17581	0.00	0.00	0.00	746.55					746.55				
692-17582	3,617.70	0.00	0.00	11,552.54					11,552.54				
692-17583	131.33	0.00	0.00	1,170.66					1,170.66				
692-17584	69.77	0.00	0.00	1,326.29					1,326.29				
692-17586	0.00	0.00	0.00	910.77					910.77				
692-17588	4,118.47	0.00	0.00	12,979.94					12,979.94				
692-17589	193.20	0.00	0.00	1,723.09					1,723.09				
692-17593	25.68	0.00	0.00	1,870.63					1,870.63				
692-17594	10,795,186.86	0.00	0.00	7,908.42	189,647.29				197,555.71		3,585.20	58,938.97	C
692-17596	0.00	0.00	0.00	864.15					864.15				
692-17597	3,884.09	0.00	0.00	12,691.21					12,691.21				
692-17598	91.31	0.00	0.00	811.68					811.68				
692-17600	25.21	0.00	0.00	2,055.25					2,055.25				
692-17601	27,223,086.99	0.00	0.00	8,975.68	559,672.15				568,647.83		24,270.57	196,284.27	C



1. PREPARED BY: MORGAN STANLEY SMITH BARNEY GLOBAL IMPACT FUNDING TRUST, INC. DATE: 12/31/2009

MorganStanley
SmithBarney

Reserved
Client Statement
2009 Year End Summary

Page 2 of 3

Ref 00000807 00008809

Account Number 692-17571-15 643

2
0
0
9

Y
E
A
R

E
N
D

S
U
M
M
A
R
Y

Value of your portfolio

Description	Amount
Value of your account on 12/31/09:	0 00

MorganStanley
SmithBarney

Reserved
Client Statement
2009 Year End Summary

Page 2 of 3

Ref 00000808 00008812

Account Number 692-17572-14 643

2
0
9

Y
E
A
R

E
N
D

S
U
M
M
A
R
Y

Value of your portfolio
Description Amount
Value of your account on 12/31/09 \$ 0.00

Account Number 692-17574-12 643

2
0
0
9

Y
E
A
R

E
N
D

S
U
M
M
A
R
Y

Value of your portfolio

Description	Amount
Value of your account on 12/31/09	\$ 0.00

MorganStanley
SmithBarney

Reserved Client
Financial Management Account
2009 Year End Summary

Page 2 of 31

Ref 00000810 00008818

Account Number 692-17575-11 643

2
0
0
9

Y
E
A
R

E
N
D

S
U
M
M
A
R
Y

Description	Amount
Value of your portfolio	
Value of your account on 12/31/09	\$ 0.00
Value of your account on 12/31/08	\$ 1,902,888.22

Reserved
Client Statement
2009 Year End Summary

Account Number 692-17576-10 643

2
0
0
9

Y
E
A
R

E
N
D

S
U
M
M
A
R
Y

Value of your portfolio

Description	Amount
Combined account balance	\$ 23,499.42
Value of your account on 12/31/09	\$ 23,499.42
Value of your account on 12/31/08	\$ 87,856.68

Account Number 692-17578-18 643

2
0
0
9

Y
E
A
R

E
N
D

S
U
M
M
A
R
Y

Value of your portfolio

Description	Amount
Money funds	\$ 8,640.41
Value of your account on 12/31/09	\$ 8,640.41
Value of your account on 12/31/08	\$ 8,810.77

Earnings summary 2009

Description	Amount
Dividends **	\$ 29.64
Total	\$ 29.64

***If you received money funds earnings, capital gain distributions or dividends exempt from Federal income tax, they are included in this amount*

Reserved
Client Statement
2009 Year End Summary

Account Number 692-17579-17 643

2
0
0
9
Y
E
A
R

E
N
D
S
U
M
M
A
R
Y

Value of your portfolio

Description	Amount
Combined account balance	\$ 1,364,792.61
Accrued bond / CD interest	18.75
Common stocks & options	449,895.58
Corporate bonds	1,485.00
Unsettled purchases/Sales	1,278,964.64
Value of your account on 12/31/09	\$ 3,096,156.58
Value of your account on 12/31/08	\$ 6,810,936.83

Earnings summary 2009

Description	Amount
Interest *	\$ 18,224.30
Dividends **	620.93
Qualified Dividends	3,265.07
Total	\$ 22,110.30

*If you received accrued interest or interest exempt from Federal income tax, they are included in this amount

**If you received money funds earnings, capital gain distributions or dividends exempt from Federal income tax, they are included in this amount

Summary of miscellaneous tax withheld 2009

The following taxes have been withheld in compliance with U.S. federal or foreign regulations

Description	Amount
Foreign tax paid	\$ 24.41
Total	\$ 24.41

Ref 00000814 00008957

Account Number 692-17581-13 643

2
0
0
9

Y
E
A
R

E
N
D

S
U
M
M
A
R
Y

Value of your portfolio

Description	Amount
Value of your account on 12/31/09	\$ 0.00

Earnings summary 2009

Description	Amount
Qualified Dividends	\$ 746.55
Total	\$ 746.55

***If you received money funds earnings, capital gain distributions or dividends exempt from Federal income tax, they are included in this amount*

Account Number 692-17582-12 643

2
0
0
9

Y
E
A
R

E
N
D

S
U
M
M
A
R
Y

Description	Amount
Value of your portfolio	
Value of your account on 12/31/09	\$ 0.00
Value of your account on 12/31/08	\$ 3,817.70

Description	Amount
Earnings summary 2009	
Qualified Dividends	\$ 11,552.54
Total	\$ 11,552.54

***If you received money funds earnings, capital gain distributions or dividends exempt from Federal income tax, they are included in this amount*

Ref 00000816 00008964

Account Number 692-17583-11 643

2
0
0
9

Y
E
A
R

E
N
D

S
U
M
M
A
R
Y

Value of your portfolio

Description	Amount
Value of your account on 12/31/09	\$ 0.00
Value of your account on 12/31/08	\$ 131.33

Earnings summary 2009

Description	Amount
Qualified Dividends	\$ 1,170.66
Total	\$ 1,170.66

***If you received money funds earnings, capital gain distributions or dividends exempt from Federal income tax, they are included in this amount*

Ref 00000817 00008968

Account Number 692-17584-10 643

2
0
0
9
Y
E
A
R
E
N
D
S
U
M
M
A
R
Y

Value of your portfolio

Description	Amount
Value of your account on 12/31/08	\$ 69.77

Earnings summary 2009

Description	Amount
Qualified Dividends	\$ 1,326.29
Total	\$ 1,326.29

***If you received money funds earnings, capital gain distributions or dividends exempt from Federal income tax, they are included in this amount*

Ref 00000818 00008972

Account Number 692-17586-18 643

Value of your portfolio

Description	Amount
Value of your account on 12/31/09	\$ 0 00

Earnings summary 2009

Description	Amount
Qualified Dividends	\$ 910 77
Total	\$ 910 77

***If you received money funds earnings, capital gain distributions or dividends exempt from Federal income tax, they are included in this amount*

2
0
0
9
Y
E
A
R
E
N
D
S
U
M
M
A
R
Y

Account Number 692-17588-16 643

2
0
0
9

Y
E
A
R

E
N
D

S
U
M
M
A
R
Y

Value of your portfolio

Description	Amount
Value of your account on 12/31/09	\$0.00
Value of your account on 12/31/08	\$ 4,118.47

Earnings summary 2009

Description	Amount
Qualified Dividends	\$ 12,979.94
Total	\$ 12,979.94

***If you received money funds earnings, capital gain distributions or dividends exempt from Federal income tax, they are included in this amount*

Account Number 692-17589-15 643

Value of your portfolio

Description	Amount
Value of your account on 12/31/09	\$ 0.00
Value of your account on 12/31/08	\$ 193.20

Earnings summary 2009

Description	Amount
Qualified Dividends	\$ 1,723.09
Total	\$ 1,723.09

***If you received money funds earnings, capital gain distributions or dividends exempt from Federal income tax, they are included in this amount*

2
0
0
9

Y
E
A
R

E
N
D

S
U
M
M
A
R
Y

Ref 00000821 00008983

Account Number 692-17593-19 643

2
0
0
9

Y
E
A
R

E
N
D

S
U
M
M
A
R
Y

Value of your portfolio

Description	Amount
Value of your account on 12/31/09	\$ 0.00
Value of your account on 12/31/08	\$ 25.88

Earnings summary 2009

Description	Amount
Qualified Dividends	\$ 1,870.63
Total	\$ 1,870.63

***If you received money funds earnings, capital gain distributions or dividends exempt from Federal income tax, they are included in this amount*

Reserved
Client Statement
2009 Year End Summary

CITI GLOBAL IMPACT FUNDING
Account Number 692-17594-18 643

2
0
0
9
Y
E
A
R
E
N
D
S
U
M
M
A
R
Y

Value of your portfolio

Description	Amount
Value of your account on 12/31/09	\$ 0.00
Value of your account on 12/31/08	\$ 10,795,186.86

Interest you paid 2009

Description	Amount
Accrued interest	\$ 3,585.20

Earnings summary 2009

Description	Amount
Interest *	\$ 189,647.29
Dividends **	7,908.42
Total	\$ 197,555.71

*If you received accrued interest or interest exempt from Federal income tax, they are included in this amount

**If you received money funds earnings, capital gain distributions or dividends exempt from Federal income tax, they are included in this amount

Ref 00000823 00009004

Account Number 692-17596-16 643

2
0
0
9
Y
E
A
R
E
N
D
S
U
M
M
A
R
Y

Description	Amount
Value of your portfolio	
Value of your account on 12/31/09	\$ 0.00

Description	Amount
Earnings summary 2009	
Qualified Dividends	\$ 864.15
Total	\$ 864.15

***If you received money funds earnings, capital gain distributions or dividends exempt from Federal income tax, they are included in this amount*

Ref 00000824 00009007

Account Number 692-17597-15 643

2
0
0
9

Y
E
A
R

E
N
D

S
U
M
M
A
R
Y

Value of your portfolio

Description	Amount
Value of your account on 12/31/09	\$ 0.00
Value of your account on 12/31/08	\$ 3,884.09

Earnings summary 2009

Description	Amount
Qualified Dividends	\$ 12,691.21
Total	\$ 12,691.21

***If you received money funds earnings, capital gain distributions or dividends exempt from Federal income tax, they are included in this amount*

Account Number 692-17598-14 643

2
0
0
9
Y
E
A
R
E
N
D
S
U
M
M
A
R
Y

Description	Amount
Value of your portfolio	
Value of your account on 12/31/09	\$ 0.00
Value of your account on 12/31/08	\$ 91.31

Earnings summary 2009	
Description	Amount
Qualified Dividends	\$ 811.68
Total	\$ 811.68

**If you received money funds earnings, capital gain distributions or dividends exempt from Federal income tax, they are included in this amount

Ref 00000826 00009015

Account Number 692-17600-10 643

2
0
0
9

Y
E
A
R

E
N
D

S
U
M
M
A
R
Y

Value of your portfolio

Description	Amount
Value of your account on 12/31/09	\$ 0.00
Value of your account on 12/31/08	\$ 25.21

Earnings summary 2009

Description	Amount
Qualified Dividends	\$ 2,055.25
Total	\$ 2,055.25

***If you received money funds earnings, capital gain distributions or dividends exempt from Federal income tax, they are included in this amount*

Reserved
Client Statement
2009 Year End Summary

CITI GLOBAL IMPACT FUNDING
Account Number 692-17601-19 643

2
0
0
9
Y
E
A
R
E
N
D
S
U
M
M
A
R
Y

Value of your portfolio

Description	Amount
Value of your account on 12/31/09	\$ 0 00
Value of your account on 12/31/08	\$ 27,223,086.89

Interest you paid 2009

Description	Amount
Accrued interest	\$ 24,270.57

Earnings summary 2009

Description	Amount
Interest *	\$ 559,672.15
Dividends **	8,975.68
Total	\$ 568,647.83

*If you received accrued interest or interest exempt from Federal income tax, they are included in this amount

**If you received money funds earnings, capital gain distributions or dividends exempt from Federal income tax, they are included in this amount

Account Number 692-17602-18 643

2
0
0
9

Y
E
A
R

E
N
D

S
U
M
M
A
R
Y

Value of your portfolio

Description	Amount
Combined account balance	\$ 65,208.39
Money funds	291,815.95
Value of your account on 12/31/09	\$ 357,024.34
Value of your account on 12/31/08	\$ 171,875.76

Earnings summary 2009

Description	Amount
Dividends **	\$ 789.92
Total	\$ 789.92

**If you received money funds earnings, capital gain distributions or dividends exempt from Federal income tax, they are included in this amount

Account Number 692-17604-16 643

2
0
0
9

Y
E
A
R

E
N
D

S
U
M
M
A
R
Y

Value of your portfolio

Description	Amount
Combined account balance	\$ 5,450,557.03
Money funds	1,258,578.34
Value of your account on 12/31/09	\$ 6,709,135.37
Value of your account on 12/31/08	\$ 1,403,387.42

Earnings summary 2009

Description	Amount
Dividends **	\$ 6,167.35
Total	\$ 6,167.35

***If you received money funds earnings, capital gain distributions or dividends exempt from Federal income tax, they are included in this amount*

Account Number 692-17606-14 643

2
0
0
9

Y
E
A
R

E
N
D

S
U
M
M
A
R
Y

Value of your portfolio

Description	Amount
Combined account balance	\$ 7,638,595.21
Money funds	1,845,902.86
Value of your account on 12/31/09	\$ 9,484,498.07
Value of your account on 12/31/08	\$ 4,669,846.11

Earnings summary 2009

Description	Amount
Dividends **	\$ 8,704.28
Total	\$ 8,704.28

***If you received money funds earnings, capital gain distributions or dividends exempt from Federal income tax, they are included in this amount*

Ref 00000831 00009073

Account Number 692-70195-10 643

2
0
0
9

Y
E
A
R

E
N
D

S
U
M
M
A
R
Y

Value of your portfolio

Description	Amount
Value of your account on 12/31/09	\$ 0.00
Value of your account on 12/31/08	\$ 380.84

Earnings summary 2009

Description	Amount
Qualified Dividends	\$ 5,409.78
Total	\$ 5,409.78

***If you received money funds earnings, capital gain distributions or dividends exempt from Federal income tax, they are included in this amount*

Summary of miscellaneous tax withheld 2009

The following taxes have been withheld in compliance with U S federal or foreign regulations.

Description	Amount
Foreign tax paid	\$ 260.74
Total	\$ 260.74

Account Number 692-70196-19 643

2
0
0
9
Y
E
A
R
E
N
D
S
U
M
M
A
R
Y

Value of your portfolio

Description	Amount
Value of your account on 12/31/09	\$ 6 09
Value of your account on 12/31/08	\$ 362.30

Earnings summary 2009

Description	Amount
Qualified Dividends	\$ 5,659.15
Total	\$ 5,659.15

***If you received money funds earnings, capital gain distributions or dividends exempt from Federal income tax, they are included in this amount*

Summary of miscellaneous tax withheld 2009

The following taxes have been withheld in compliance with U S federal or foreign regulations

Description	Amount
Foreign tax paid	\$ 263.90
Total	\$ 263.90

Account Number 692-70197-18 643

2
0
0
9

Y
E
A
R

E
N
D

S
U
M
M
A
R
Y

Value of your portfolio

Description	Amount
Value of your account on 12/31/09	\$ 0.00
Value of your account on 12/31/08	\$ 922.62

Earnings summary 2009

Description	Amount
Qualified Dividends	\$ 4,655.41
Total	\$ 4,655.41

***If you received money funds earnings, capital gain distributions or dividends exempt from Federal income tax, they are included in this amount*

Summary of miscellaneous tax withheld 2009

The following taxes have been withheld in compliance with U.S. federal or foreign regulations

Description	Amount
Foreign tax paid	\$ 239.72
Total	\$ 239.72

Ref 0000834 00009088

Account Number 692-70291-13 643

2
0
0
9

Y
E
A
R

E
N
D

S
U
M
M
A
R
Y

Value of your portfolio

Description	Amount
Value of your account on 12/31/09	\$ 0.00

Earnings summary 2009

Description	Amount
Qualified Dividends	\$ 4,496.00
Total	\$ 4,496.00

**If you received money funds earnings, capital gain distributions or dividends exempt from Federal income tax, they are included in this amount

Account Number 692-70292-12 643

2
0
0
9
Y
E
A
R
E
N
D
S
U
M
M
A
R
Y

Value of your portfolio

Description	Amount
Value of your account on 12/31/09	\$ 0 00

Earnings summary 2009

Description	Amount
Qualified Dividends	\$ 5,194.12
Total	\$ 5,194.12

***If you received money funds earnings, capital gain distributions or dividends exempt from Federal income tax, they are included in this amount*

Ref 00000836 00009096

Account Number 692-70294-10 643

2
0
0
9

Y
E
A
R

E
N
D

S
U
M
M
A
R
Y

Value of your portfolio

Description	Amount
Value of your account on 12/31/09	\$ 0.00

Earnings summary 2009

Description	Amount
Qualified Dividends	\$ 4,989.13
Total	\$ 4,989.13

***If you received money funds earnings, capital gain distributions or dividends exempt from Federal income tax, they are included in this amount*

Account Number 692-70295-19 643

2
0
0
9

Y
E
A
R

E
N
D

S
U
M
M
A
R
Y

Value of your portfolio

Description	Amount
Value of your account on 12/31/09	\$ 0.00
Value of your account on 12/31/08	\$ 2,378.00

Earnings summary 2009

Description	Amount
Qualified Dividends	\$ 3,549.08
Total	\$ 3,549.08

***If you received money funds earnings, capital gain distributions or dividends exempt from Federal income tax they are included in this amount*

Ref 00000838 00009103

Account Number 692-70296-18 643

2
0
0
9

Y
E
A
R

E
N
D

S
U
M
M
A
R
Y

Description	Amount
Value of your portfolio	
Value of your account on 12/31/09	\$ 0.00
Value of your account on 12/31/08	\$ 2,487.18

Earnings summary 2009	
Description	Amount
Qualified Dividends	\$ 3,793.77
Total	\$ 3,793.77

***If you received money funds earnings, capital gain distributions or dividends exempt from Federal income tax, they are included in this amount*

Account Number 692-70297-17 643

2
0
0
9

Y
E
A
R

E
N
D

S
U
M
M
A
R
Y

Value of your portfolio

Description	Amount
Value of your account on 12/31/09	\$ 0.00
Value of your account on 12/31/08	\$ 1,836.75

Earnings summary 2009

Description	Amount
Qualified Dividends	\$ 2,759.15
Total	\$ 2,759.15

***If you received money funds earnings, capital gain distributions or dividends exempt from Federal income tax, they are included in this amount*

Ref 00000840 00009109

Account Number 692-70298-16 643

2
0
0
9
Y
E
A
R
E
N
D
S
U
M
M
A
R
Y

Value of your portfolio

Description	Amount
Combined account balance	\$ 218,750 00
Money funds	39,238,718 22
Value of your account on 12/31/09	\$ 39,457,468.22
Value of your account on 12/31/08	\$ 48,287,288.03

Earnings summary 2009

Description	Amount
Dividends **	\$ 286,228 96
Total	\$ 286,228.96

***If you received money funds earnings, capital gain distributions or dividends exempt from Federal income tax, they are included in this amount*

Ref: 00000841 00009119

CITI GLOBAL IMPACT FUNDING
Account Number 692-72493-15 643

2
0
0
9
Y
E
A
R
E
N
D
S
U
M
M
A
R
Y

Value of your portfolio

Description	Amount
Combined account balance	\$ 92,026.93
Money funds	132,400.78
Mutual funds	2,051,457.06
Common stocks & options	13,525,752.13
Closed end funds	8,915,141.15
Unsettled purchases/Sales	29,098.18
Value of your account on 12/31/09	\$ 24,745,876.23
Value of your account on 12/31/08	\$ 24,819,868.70

Earnings summary 2009

Description	Amount
Dividends **	\$ 32,938.43
Qualified Dividends	470,334.67
Total	\$ 503,273.10

**If you received money funds earnings, capital gain distributions or dividends exempt from Federal income tax, they are included in this amount

Additional summary information 2009

Description	Amount
12-B1 Rebate Payments	\$ 396.32
Total Additional Income	\$ 396.32

Summary of miscellaneous tax withheld 2009

The following taxes have been withheld in compliance with U.S. federal or foreign regulations

Description	Amount
Foreign tax paid	\$ 21,306.17
Total	\$ 21,306.17

Reserved
Client Statement
2009 Year End Summary

CITI GLOBAL IMPACT FUNDING
Account Number 692-72494-14 643

2
0
0
9
Y
E
A
R
E
N
D
S
U
M
M
A
R
Y

Value of your portfolio

Description	Amount
Combined account balance	\$ 198,638 79
Money funds	1,678,521 77
Accrued bond / CD interest	20,373 18
Mortgage and asset backed securities	2,332,208 87
Mutual funds	9,721,450 22
Common stocks & options	25,340,508 64
Government bonds	959,645 42
Closed end funds	22,667,037 39
Unsettled purchases/Sales	5,320 71

Value of your account on 12/31/09 \$ 62,829,704.89

Value of your account on 12/31/08 \$ 47,507,027.46

Interest you paid 2009

Description	Amount
Accrued interest	\$ 13,928 38

Earnings summary 2009

Description	Amount
Interest *	\$ 123,265 89
Dividends **	658,852 04
Qualified Dividends	936,404 18
Total	\$ 1,718,522 11

*If you received accrued interest or interest exempt from Federal income tax, they are included in this amount

**If you received money funds earnings, capital gain distributions or dividends exempt from Federal income tax, they are included in this amount

Additional summary information 2009

Description	Amount
12-B 1 Rebate Payments	\$ 1,566 57
Total Additional Income	\$ 1,566 57

Summary of miscellaneous tax withheld 2009

The following taxes have been withheld in compliance with U S federal or foreign regulations

Description	Amount
Foreign tax paid	\$ 46,124 78
Total	\$ 46,124 78

Reserved
Client Statement
2009 Year End Summary

CITI GLOBAL IMPACT FUNDING
Account Number 692-72495-13 643

2
0
0
9
Y
E
A
R
E
N
D
S
U
M
M
A
R
Y

Value of your portfolio

Description	Amount
Combined account balance	\$ 108,510 12
Money funds	4,577,274 90
Accrued bond / CD interest	44,653 67
Mortgage and asset backed securities	5,059,050 74
Mutual funds	16,380,261 91
Common stocks & options	19,585,781 22
Government bonds	2,108,410 57
Closed end funds	27,740,778 94
Unsettled purchases/Sales	-1,630,699 43
Value of your account on 12/31/09	\$ 73,974,022.64
Value of your account on 12/31/08	\$ 54,272,238.80

Interest you paid 2009

Description	Amount
Accrued interest	\$ 36,831 23

Earnings summary 2009

Description	Amount
Interest *	\$ 260,767 49
Dividends **	1,611,009 49
Qualified Dividends	746,868 39
Total	\$ 2,618,645 37

*If you received accrued interest or interest exempt from Federal income tax, they are included in this amount

**If you received money funds earnings, capital gain distributions or dividends exempt from Federal income tax, they are included in this amount

Additional summary information 2009

Description	Amount
12-B1 Rebate Payments	\$ 2,295 07
Total Additional Income	\$ 2,295 07

Summary of miscellaneous tax withheld 2009

The following taxes have been withheld in compliance with U S federal or foreign regulations.

Description	Amount
Foreign tax paid	\$ 36,300 12
Total	\$ 36,300 12

Ref 00000844 00009774

Account Number 692-72496-12 643

2
0
0
9
Y
E
A
R
E
N
D
S
U
M
M
A
R
Y

Value of your portfolio

Description	Amount
Combined account balance	\$ 140,654.36
Money funds	554,005.58
Value of your account on 12/31/09	\$ 694,659.94
Value of your account on 12/31/08	\$ 1,370,208.58

Earnings summary 2009

Description	Amount
Dividends **	\$ 4,705.12
Total	\$ 4,705.12

***If you received money funds earnings, capital gain distributions or dividends exempt from Federal income tax, they are included in this amount*

Reserved
Client Statement
2009 Year End Summary

CITI GLOBAL IMPACT FUNDING
Account Number 692-72497-11 643

2
0
0
9
Y
E
A
R
E
N
D
S
U
M
M
A
R
Y

Value of your portfolio

Description	Amount
Combined account balance	\$ 11,175 77
Money funds	1,534,286 90
Accrued bond / CD interest	13,560 88
Mortgage and asset backed securities	1,496,417 41
Mutual funds	3,660,749 26
Common stocks & options	3,177,058 36
Government bonds	659,885 21
Closed end funds	9,140,696 71
Unsettled purchases/Sales	-680,301 32
Value of your account on 12/31/09	\$ 19,013,529.18
Value of your account on 12/31/08	\$ 8,122,811.02

Interest you paid 2009

Description	Amount
Accrued interest	\$ 9,790 30

Earnings summary 2009

Description	Amount
Interest *	\$ 72,225 78
Dividends **	410,505 70
Qualified Dividends	74,325 91
Total	\$ 557,057 39

*If you received accrued interest or interest exempt from Federal income tax, they are included in this amount

**If you received money funds earnings, capital gain distributions or dividends exempt from Federal income tax, they are included in this amount

Additional summary Information 2009

Description	Amount
12-B1 Rebate Payments	\$ 549 51
Total Additional Income	\$ 549 51

Summary of miscellaneous tax withheld 2009

The following taxes have been withheld in compliance with U.S. federal or foreign regulations

Description	Amount
Foreign tax paid	\$ 4,825 41
Total	\$ 4,825.41

MORGAN STANLEY SMITH BARNEY GLOBAL IMPACT FUNDING TRUST, INC
 VALUE OF ACCOUNTS AS OF 12/31/2009 - CAPITAL GAINS/LOSSES

Account	Long Term Gain (Loss) Net Sales Proceeds	Short Term Gain (Loss) Net Sales Proceeds	Capital Loss Net Sales Proceeds	Short Term Gain (Loss) Net Sales Proceeds	Capital Gain Net Sales Proceeds	Capital Loss Net Sales Proceeds
692-17571						
692-17572						
692-17574						
692-17575 - (Grant Account)						
692-17576 - (Operating Account)						
692-17578						
692-17579 - (Receipt Account)	12,243,920 04	12,236,092 68	7,827 36	2,370,450 98	2,368,935 59	1,515 39
692-17581						
692-17582						
692-17583	7 84	0 00	7 84			
692-17584						
692-17586						
692-17588						
692-17589	2 49	0 00	2 49			
692-17593						
692-17594	4,870,128 14	4,813,244 48	56,883 66	2,390,079 02	2,352,918 86	37,160 16
692-17596						
692-17597						
692-17598	2 88	0 00	2 88			
692-17600						
692-17601	13,555,725 16	13,515,176 97	40,548 19	9,686,885 53	9,580,164 84	106,720 69
692-17602						
692-17604						
692-17606						
692-70195						
692-70196						
692-70197						
692-70291						
692-70292						
692-70294						
692-70295						
692-70296						
692-70297						
692-70298						
692-72493	2,291,748 63	3,176,581 14	-884,832 51	7,946,930 06	7,800,187 36	146,742 70
692-72494	4,264,375 40	5,622,690 33	-1,358,314 93	17,788,630 40	15,529,323 58	2,259,306 82
692-72495	4,056,861 89	5,760,311 40	-1,703,449 51	31,340,056 05	30,855,605 52	484,450 53
692-72496						0 00
692-72497	148 89	0 00	148 89	4,772,063 10	4,560,589 77	211 473 33
	41,282,921 36	45,124,097 00	-3,841,175 64	76,295,095 14	73,047,725 52	3,247,369 62
Total Short Term Loss			-3,841,175 64			
Total Long Term Gain			3,247,369 62			
Capital Gain Distributions			52,863 05			
Unrecaptured Sec 1250 Gain			583 47			
Total Capital Loss			40,359 60			

CITI GLOBAL IMPACT FUNDING TRUST INC
A/C #692-17579
REALIZED GAIN(LOSS)
12/31/2009

DESCRIPTION	# SHS	DATE ACQUIRED	Date of Sale	Cost/ Basis	Proceeds	Realized Gain(Loss)
Clorox Co	200	12/29/08	01/02/09	10,768 00	11,281 25	513 25
AAA Citiroup II Energy Futures Fund LP	5	12/09/08	01/15/09	19,796 65	20,729 45	932 80
FAIRPOINT COMMUNICATIONS	3	12/30/08	01/06/09	9 36	8 27	(1 09)
Harding Loerner Emerging	22	12/31/08	01/02/09	579 67	594 18	14.51
SPDR Gold Tr	125	12/31/08	01/02/09	10,815 00	10,783 96	(31 04)
Allstate Corp	157	12/31/08	01/05/09	5,143 32	5,038 45	(104 87)
Exxon	32	12/31/08	01/06/09	2,554 56	2,514 55	(40 01)
Exxon	32	12/31/08	01/06/09	2,554 56	2,514 54	(40 02)
Johnson & Johnson	334	12/31/08	01/06/09	19,983 22	19,893 65	(89 57)
AT& T	263	01/05/09	01/06/09	7,477 09	7,375 05	(102 04)
Chevron Texaco Corp	85	01/05/09	01/06/09	6,516.10	6,516 06	(0 04)
Berkshire Hathaway	4	01/08/09	01/09/09	13,068 00	12,607 96	(460 04)
Exxon	175	01/08/09	01/09/09	13,840 75	13,702 44	(138 31)
Jarden Corp	4,000	01/13/09	01/14/09	46,560 00	43,488 95	(3,071 05)
Apple Computer Inc	220	02/03/09	02/04/09	20,455 60	21,107 16	651 56
Northern Trust Corp	649	02/11/09	02/12/09	39,595 49	38,193 43	(1,402 06)
Aligent Technologies	55	02/03/09	02/17/09	1,015 85	961 94	(53 91)
American Express	160	02/13/09	02/17/09	2,518 40	2,304 33	(214 07)
Ameriprise	25	02/13/09	02/17/09	511 50	468 49	(43 01)
Bank of New York Mellon	80	02/13/09	02/17/09	2,020 80	1,925 58	(95 22)
BBBY	20	02/13/09	02/17/09	440 20	424 99	(15 21)
Berkshire Hathaway B	2	02/13/09	02/17/09	5,720 04	5,561 96	(158 08)
Canadian Natural Resourc	45	02/13/09	02/17/09	1,552 50	1,444 94	(107 56)
Cardinal Health	25	02/13/09	02/17/09	952 50	916 99	(35 51)
Cisco	40	02/13/09	02/17/09	644 00	611 99	(32 01)
Citigroup	40	02/13/09	02/17/09	139 60	127 19	(12 41)
Comcast	180	02/13/09	02/17/09	2,307 60	2,169.38	(138 22)
COP	90	02/13/09	02/17/09	4,110 30	3,914 07	(196 23)
Cosco Wholesale Corp New	105	02/13/09	02/17/09	4,489 80	4,420 70	(69 10)
CVS Corp	88	02/13/09	02/17/09	2,417 36	2,395 34	(22 02)
Devon Energy Corp New	60	02/13/09	02/17/09	3,158 40	2,957 38	(201 02)
Diago PLC Spon ADR-New	30	02/13/09	02/17/09	1,506 30	1,465 49	(40 81)
Dun & Bradstreet	10	02/13/09	02/17/09	777 10	749 79	(27 31)
EOG - EOG Resources Inc	55	02/13/09	02/17/09	3,504 60	3,203 18	(301 42)
ESRX	10	02/13/09	02/17/09	578 80	557 69	(21 11)
Google	3	02/13/09	02/17/09	1,073 04	1,022 54	(50 50)
Grupo Televisa Sponsored	85	02/13/09	02/17/09	1,112 65	1,064 19	(48 46)
H & R Block	85	02/13/09	02/17/09	1,831 75	1,796 88	(34 87)
HDI	60	02/13/09	02/17/09	738 00	718 79	(19 21)
Hewlett-Packard	35	02/13/09	02/17/09	1,255 45	1,221 49	(33 96)
Iron Mtn Inc	87	02/13/09	02/17/09	1,775 67	1,713 89	(61 78)
Johnson & Johnson	10	02/13/09	02/17/09	571 00	558 29	(12 71)
Loews Corp	100	02/13/09	02/17/09	2,282 00	2,171 20	(110 80)
Microsoft	120	02/13/09	02/17/09	2,290 80	2,181 84	(108 96)
Moodys Corp	40	02/13/09	02/17/09	954 80	923 99	(30 81)
New Corp Class	155	02/13/09	02/17/09	1,007 50	953 58	(53 92)
Occidental Petroleum	85	02/13/09	02/17/09	4,809 30	4,495 62	(313 68)
Phillip Morns Intl Inc	90	02/13/09	02/17/09	3,239 10	3,150 88	(88 22)
Proctor & Gamble	30	02/13/09	02/17/09	1,532 70	1,502 99	(29 71)
Progressive Corp	170	02/13/09	02/17/09	2,172 60	2,084 55	(88 05)
Schering Plough	55	02/13/09	02/17/09	1,073 05	1,033 99	(39 06)
Sealed Air Corp	130	02/13/09	02/17/09	1,670 50	1,600 58	(69 92)
Texas Instruments Inc	105	02/13/09	02/17/09	1,779 75	1,653 97	(125 78)
Transatlantic Holdings I	27	02/13/09	02/17/09	972 00	947 42	(24 58)
Transocean Ltd Switzerla	13	02/13/09	02/17/09	781 95	740 60	(41 35)
Tyco Electronics Ltd	25	02/13/09	02/17/09	346 25	321 74	(24 51)
Tyco International Ltd	20	02/13/09	02/17/09	475 80	459 99	(15 81)
Unitedhealth Group Inc	40	02/13/09	02/17/09	1,158 40	1,120 39	(38 01)
Vulcan Materials Co	15	02/13/09	02/17/09	685 95	662 54	(23.41)
NetFlix	220	02/12/09	02/18/09	8,344 60	8,107 92	(236 68)
JP Morgan	80	02/13/09	02/20/09	1,975 20	1,555 99	(419 21)
Wells Fargo & Co	185	02/13/09	02/20/09	2,915 60	1,824 49	(1,091 11)
Citrix Systems Inc	370	02/25/09	02/26/09	7,881 00	7,815 16	(65 84)
Data Domain	1,071	02/25/09	02/26/09	13,323 24	13,764 41	441 17
Ehealth Inc	2,684	02/25/09	02/26/09	33,657 36	34,065 93	408 57

CITI GLOBAL IMPACT FUNDING TRUST INC
A/C #692-17579
REALIZED GAIN(LOSS)
12/31/2009

DESCRIPTION	# SHS	DATE ACQUIRED	Date of Sale	Cost/ Basis	Proceeds	Realized Gan(Loss)
NetFlix	99	02/25/09	02/26/09	3,543 21	3,532 30	(10 91)
RIGHTNOW TECHNOLOGIES IN	202	02/25/09	02/26/09	1,545 30	1,636 63	91 33
Starent Netowrks Corp	2,079	02/25/09	02/26/09	32,328 45	32,166 93	(161 52)
Altria Group Inc	470	03/06/09	03/09/09	7,388 40	7,375 28	(13 12)
Phillip Morris Intl Inc	210	03/06/09	03/09/09	7,001 40	7,077 42	76 02
Wyeth	800	03/12/09	03/13/09	34,224 00	34,515 00	291 00
Cumberland Co NC Hsp Fac	35,000	03/13/09	03/16/09	36,142 05	35,818 65	(323 40)
Federated Prudent Bear F	2,782	03/13/09	03/16/09	20,448 98	20,448 99	0 01
Genentech Inc	40	03/13/09	03/16/09	3,768 00	3,759 97	(8 03)
Weyerhaeuser	955	03/18/09	03/19/09	26,596 75	27,284 76	688 01
Wells Frago & Co	441	03/19/09	03/20/09	6,800.22	6,328 31	(471 91)
Goldcap	1,000	03/19/09	03/23/09	33,750 00	34,081 80	331 80
Union Pacific Corp	500	04/02/09	04/03/09	22,625 00	22,796 87	171 87
Jarden Corp	2,500	04/02/09	04/07/09	34,750 00	34,199 12	(550.88)
Wal-Mart	286	04/07/09	04/08/09	14,983 54	15,069 58	86 04
Petorbras	1,000	04/01/09	04/17/09	32,730 00	34,361.11	1,631 11
Wells Frago & Co	6	03/27/09	04/17/09	93 54	122 39	28 85
Jarden Corp	1,600	04/21/09	04/22/09	30,704 00	28,087 59	(2,616 41)
Union Pacific Corp	500	04/24/09	04/27/09	24,565 00	23,689 39	(875 61)
Brown & Brown Inc	270	05/06/09	05/07/09	4,962 60	4,973 86	11 26
Intel Corp	1,500	05/11/09	05/14/09	23,055 00	23,208 00	153 00
Vanguard Total Stk ETF	3,000	05/14/09	05/15/09	134,340 00	134,281 04	(58 96)
Apple Computer Inc	100	05/15/09	05/18/09	12,242 00	12,324 26	82 26
Wells Frago & Co	200	05/15/09	05/18/09	4,974 00	5,197 86	223 86
NetFlix	330	05/18/09	05/19/09	12,794 10	13,055 52	261 42
Steyker	100	05/20/09	05/21/09	3,971 00	3,850.34	(120 66)
Brocade	220	05/27/09	05/28/09	1,581 80	1,608 72	26 92
Kraft Foods	2,163	05/28/09	05/29/09	55,848 66	55,808 29	(40 37)
Goldcap	500	06/03/09	06/04/09	18,245 00	18,845 26	600 26
Proctor & Gamble	300	06/04/09	06/05/09	16,005 00	16,029 06	24 06
Ecolab, Inc	270	06/03/09	06/08/09	10,200 60	10,006 83	(193 77)
JEF	500	06/10/09	06/11/09	10,575 00	10,840 47	265 47
1 Shares S & P Commodity	1,249	06/11/09	06/12/09	40,005 47	39,527 47	(653 00)
Powershares DB Commodity	1,654	06/11/09	06/12/09	40,010 26	39,579 20	(431 06)
T Rowe Price	225	06/15/09	06/16/09	9,443 25	9,416 74	(26 51)
Sempra Energy	380	06/25/09	06/26/09	18,802 40	18,738 56	(63 84)
AFF Pfd Stk	1,200	06/16/09	06/30/09	8,784 00	8,831 05	47 05
Bank One Corp Bond	25,000	06/17/09	06/30/09	26,254 50	26,125 25	(129 25)
Capital One Bank	90,000	06/17/09	06/30/09	91,245 60	90,506 70	(738 90)
Capital One Bank	90,000	06/17/09	06/30/09	91,631 70	90,469 80	(1,161 90)
Capital One Bank	96,000	06/17/09	06/30/09	95,842 56	94,957 44	(885 12)
CAPITAL WORLD GROWTH & I	931	06/17/09	06/30/09	25,828 00	25,921 08	93 08
CAPITAL WORLD GROWTH & I	13	06/23/09	06/30/09	372 30	374 05	1 75
Caterpillar Inc	25,000	06/17/09	06/30/09	25,334 25	25,119 75	(214 50)
Cole Taylor Bank	90,000	06/17/09	06/30/09	92,038 50	91,414 80	(623 70)
CPRU Pfd Stk	935	06/17/09	06/30/09	16,334 45	17,013 19	678 74
Credit Suisse First B Co	25,000	06/17/09	06/30/09	26,482 75	26,474 75	(8 00)
Discover	67,000	06/17/09	06/30/09	67,851 57	67,432 82	(418 75)
Discover	80,000	06/17/09	06/30/09	80,515 20	79,557 60	(957 60)
First Regional Bank	96,000	06/17/09	06/30/09	97,107 84	96,639 36	(468 48)
GMAC Bank	96,000	06/17/09	06/30/09	97,687 68	97,019 52	(668 16)
Goldman Sachs Bank	75,000	06/17/09	06/30/09	73,685 25	72,592 50	(1,092 75)
Goldman Sachs Bank	96,000	06/17/09	06/30/09	95,290 56	94,031 04	(1,259 52)
Goldman Sachs Bank	44,000	06/17/09	06/30/09	43,782 20	43,206 24	(575 96)
Goldman Sachs Corp Bond	25,000	06/17/09	06/30/09	26,094 75	25,958 50	(136 25)
Onon Bank	96,000	06/17/09	06/30/09	97,604 16	97,056 96	(547 20)
Searver Maritime Corp B	100,000	06/17/09	06/30/09	90,375 00	90,280 00	(95 00)
SFVCX	2,638	06/17/09	06/30/09	23,686 83	23,792 34	105 51
SIGAX	243	06/17/09	06/30/09	2,273 63	2,280 94	7 31
UTS GMAC LLC Corp Bond	10	06/17/09	06/30/09	60,375 00	55,975 00	(4,400 00)
Wal Mart Stores Corp Bon	25,000	06/17/09	06/30/09	26,054 25	26,164 25	110 00
Washington Mutual Bank	96,000	06/17/09	06/30/09	96,168 00	95,273 28	(894 72)
Tivo	409	07/01/09	07/02/09	4,404.93	3,763 35	(641 58)
biovail Corp	190	07/13/09	07/14/09	2,525 10	2,544 52	19 42
First Pacific Ltd	740	07/13/09	07/14/09	2,146 00	2,145 94	(0 06)

CITI GLOBAL IMPACT FUNDING TRUST INC
A/C #692-17579
REALIZED GAIN(LOSS)
12/31/2009

DESCRIPTION	# SHS	DATE ACQUIRED	Date of Sale	Cost/ Basis	Proceeds	Realized Gain(Loss)
Kennedy Wilson/Pink Slip	1,000	07/14/09	07/15/09	35,000 00	34,379 10	(620 90)
Amazon	80	07/20/09	07/20/09	7,058 40	7,040 61	(17 79)
International Rectifier	300	07/22/09	07/23/09	4,770 00	4,719 05	(50 95)
McCormick Stock - Non vo	1,500	07/22/09	07/23/09	49,305 00	49,344 53	39 53
Pfizer Inc	300	07/22/09	07/23/09	4,761 00	4,803 65	42 65
Ulta Salon Cosmetics & F	950	07/22/09	07/23/09	10,953 50	10,870 29	(83 21)
Verizon Communication	69	07/22/09	07/23/09	2,078 97	2,099 61	20 64
NYC Transitional Fin Aut	100,000	07/23/09	07/24/09	114,463 00	113,160 00	(1,303 00)
IBM Corp	250	07/27/09	07/28/09	29,407 50	29,164 25	(243 25)
Dendreon Corp Com	1,000	07/28/09	07/29/09	24,780 00	24,532 16	(247 84)
Exelon	1,000	07/29/09	07/29/09	52,020 00	51,791 66	(228 34)
Cablevision Systems	1,175	07/29/09	07/30/09	22,242 75	24,163 01	1,920 26
Companhia Siderurgica	950	07/29/09	07/30/09	23,294 00	24,349 30	1,055 30
Exxon	75	07/28/09	07/30/09	5,357 25	5,347 36	(9 89)
iShares FTSE/Xinhua Chin	1,800	07/29/09	07/30/09	74,268 00	76,482 73	2,214 73
Liberty Media Corp Serie	720	07/29/09	07/30/09	20,095 20	20,167 76	72 56
Amgen, Inc	500	08/03/09	08/04/09	31,440 00	31,575 68	135 68
Brown & Brown Inc	259	08/03/09	08/04/09	5,066 04	5,087 03	20 99
Honeywell	2,105	08/05/09	08/07/09	74,285 45	76,517 10	2,231 65
RLI	500	08/07/09	08/10/09	25,820 00	25,815 33	(4 67)
Russell 2000 Growth	83	08/07/09	08/10/09	5,111 14	5,125 11	13 97
Thornburg Invt TR	234	08/12/09	08/13/09	5,014 62	5,075 46	60 84
Chicos FAS Inc	2,800	08/13/09	08/14/09	33,348 00	32,988 19	(359 81)
Cisco	230	08/14/09	08/17/09	4,901 30	4,779 64	(121 66)
L3 Communications Hldgs	270	08/14/09	08/17/09	20,139 30	19,708 57	(430 73)
AIM Basis Value Fund Cal	1,129	08/28/09	08/27/09	18,907 81	18,682 05	(225 76)
Eaton Vance Large Cap Va	2,479	08/26/09	08/27/09	38,502 19	38,601 36	99 17
Evergreen Precious Metal	404	08/26/09	08/27/09	23,781 40	24,205 21	423 81
Franklin Small Cap Value	628	08/26/09	08/27/09	21,293 97	21,275 14	(18 83)
Templeton World Fund Cla	3,937	08/26/09	08/27/09	50,860 21	50,860 21	-
Oshkosh Truck Corp	758	08/27/09	08/28/09	25,923 60	25,549 85	(373 75)
Coca Cola	225	08/28/09	08/31/09	11,038 50	10,955 32	(83 18)
Davis NY Venture	1,214	08/28/09	08/31/09	33,113 79	32,863 08	(250 71)
Coca Cola	203	09/02/09	09/03/09	10,109 40	10,066 83	(42 57)
Bank of America	155	09/09/09	09/10/09	2,641 20	2,610 38	(30 82)
BEN	20	09/09/09	09/10/09	1,951 60	1,925 75	(25 85)
Fluor Corp	40	09/09/09	09/10/09	2,137 60	2,125 14	(12 46)
Liberty Media Corp Serie	40	09/09/09	09/10/09	1,120 40	1,120 37	(0 03)
State Street Corp	40	09/09/09	09/10/09	2,127 60	2,106 34	(21 26)
C H Robinson Worldwide	450	09/15/09	09/16/09	26,284 50	26,221 00	(63 50)
Xerox Corp	550	09/16/09	09/17/09	5,263 50	5,352 19	88 69
Phillip Morris Intl Inc	100	09/21/09	09/22/09	4,843 00	4,855 03	12 03
Steyker	300	09/22/09	09/23/09	13,995 00	13,899 12	(95 88)
Direxion SHS ETF TR	150	09/28/09	09/29/09	12,756 00	12,907 66	151 66
Transocean Ltd Switzerla	37	09/29/09	09/30/09	3,164 98	3,111 62	(53 36)
Walgreen Co	303	09/30/09	10/01/09	11,353 41	11,456 61	103 20
Anglogold Ashanti Ltd	100	10/12/09	10/13/09	4,464 00	4,524 04	60 04
Caterpillar Inc	600	10/13/09	10/14/09	31,644 00	31,992 07	348 07
Exxon	260	10/13/09	10/14/09	18,267 60	18,462 54	194 94
Medco Health Solutions	700	10/13/09	10/14/09	38,843 00	39,027 14	184 14
Wells Frago & Co	72	10/13/09	10/14/09	2,164 32	2,228 35	64 03
Franklin Income Fund	1,256 300	10/16/09	10/15/09	2,512 60	2,525 16	12 56
Freeport McMaran Copper	70	10/14/09	10/15/09	5,336 10	5,272 96	(63 14)
Thornburg Invt. TR	108	10/14/09	10/15/09	2,544 34	2,527 99	(16 35)
ACE Limited	5,000	10/13/09	10/19/09	268,600 00	275,176 42	6,576 42
Apple Computer Inc	35	10/16/09	10/19/09	6,581 75	6,536 78	(44 97)
BEN	114	10/14/09	10/19/09	12,547 98	12,593 24	45 26
JP Morgan	550	10/16/09	10/19/09	25,333 00	25,366 17	33 17
Pnceline	35	10/16/09	10/19/09	5,884 20	6,003 74	119 54
Amazon	565	10/20/09	10/21/09	53,663 70	53,860 40	216 70
Apple Computer Inc	120	10/20/09	10/21/09	23,851 20	24,637 35	786 15
Barck Gold Corp	633	10/20/09	10/21/09	23,959 05	24,503 75	544 70
BRG - BG Group PLC Spon	218	10/20/09	10/21/09	20,601 00	20,787 94	186 94
Brown & Brown Inc	268	10/20/09	10/21/09	5,073 24	5,124 90	51 66
L3 Communications Hldgs	67	10/21/09	10/21/09	4,982 12	5,009 46	27 34

CITI GLOBAL IMPACT FUNDING TRUST INC
A/C #692-17579
REALIZED GAIN(LOSS)
12/31/2009

DESCRIPTION	# SHS	DATE ACQUIRED	Date of Sale	Cost/Basis	Proceeds	Realized Gain(Loss)
Noble Energy	470	10/20/09	10/21/09	33,887 00	33,868 87	(18 13)
Onmiture Inc	69,881	10/20/09	10/21/09	1,501,043.88	1,499,607 71	(1,436 17)
Onmiture Inc	6,988	10/20/09	10/21/09	150,102 24	149,958 63	(143 61)
RWE AAG Spons	507	10/20/09	10/21/09	46,699 77	47,398 21	698 44
iShares MSCI Emerging Mk	150	10/27/09	10/28/09	5,932 50	5,802 20	(130 30)
Lawson Software Inc	700	10/27/09	10/28/09	4,788 00	4,768 48	(19 52)
Temple Inland Inc	400	10/27/09	10/28/09	6,556 00	6,317 63	(238 37)
AT& T	195	10/28/09	10/29/09	5,085 60	5,052 77	(32 83)
Pfizer Inc	1,447	10/28/09	10/29/09	24,902 87	24,862 15	(40 72)
Occidental Petroleum	62	10/22/09	10/30/09	5,208 00	4,775 73	(432 27)
Wells Frago & Co	200	10/29/09	10/30/09	5,714 00	5,658 31	(55 69)
AT& T	300	10/29/09	11/02/09	7,701 00	7,738 15	37 15
American Capital LTD	2,122	11/02/09	11/04/09	5,538 42	6,989 69	1,451 27
AT& T	395	11/02/09	11/04/09	10,108.05	10,148 19	40 14
Country Wide Capital	900	11/02/09	11/04/09	17,550.00	17,415 27	(134 73)
Developers Divers Realty	978	11/02/09	11/04/09	17,017 20	16,749 37	(267 83)
Genesis Lease Ltd	4,500	11/02/09	11/04/09	35,415 00	38,028 97	2,613 97
Huntington	11,575	11/02/09	11/04/09	41,785 75	45,951 56	4,165 81
Kayne Anderson MLP Invt	2,317	11/02/09	11/04/09	50,580 11	51,241 45	661 34
Publi Storage	1,000	11/02/09	11/04/09	21,260 00	21,082 55	(177 45)
Seaspan Corp USD	3,860	11/02/09	11/04/09	32,578 40	35,894 75	3,316 35
Telephone & Data Systems	1,000	11/02/09	11/04/09	22,820 00	22,820 51	0 51
Vanguard Financial	300	11/02/09	11/04/09	8,481 00	8,644 12	163 12
American Express	300	11/05/09	11/06/09	11,322 00	11,178 40	(143 60)
Franklin Income Fund	7,633 511	11/04/09	11/06/09	15,038 01	15,114 36	76 35
Franklin Income Fund	48 684	11/05/09	11/06/09	95 42	96 39	0 97
Cisco	2,000	11/05/09	11/09/09	47,860 00	47,502 77	(357 23)
Celanese Corp	370	11/09/09	11/10/09	11,148 10	10,839 50	(308 60)
Grace W R & Co Del New	660	11/09/09	11/10/09	15,694 80	15,621 13	(73 67)
HJ Heinz Co	726	11/09/09	11/10/09	30,433 92	30,572 74	138 82
Apple Computer Inc	100	11/10/09	11/11/09	20,298 00	20,423 59	125 59
AT& T	134	11/09/09	11/11/09	3,532 24	3,529 77	(2 47)
Coca Cola	300	11/10/09	11/11/09	16,743 00	16,827 25	84 25
Comcast Corp CLA	418	11/10/09	11/11/09	6,207 30	6,220 64	13 34
Eastma Kodak Co	500	11/10/09	11/11/09	2,100 00	2,101 09	1 09
Eli Lilly and Company	250	11/10/09	11/11/09	8,812 50	8,777 85	(34 65)
Goldcap	180	11/10/09	11/11/09	7,929 00	8,019 20	90 20
Idexx Labs	570	11/10/09	11/11/09	30,101 70	30,004 25	(97 45)
Macy's Inc	872	11/10/09	11/11/09	16,942 96	15,654 00	(1,288 96)
Pfizer Inc	476	11/10/09	11/11/09	8,358 56	8,421 31	62 75
RLI	400	11/10/09	11/11/09	20,492 00	20,522 35	30 35
SPDR Gold Tr Gold Shs	110	11/10/09	11/11/09	11,922 90	12,004 24	81 34
Supervalu Inc	200	11/10/09	11/11/09	3,366 00	3,290 37	(75 63)
Amazon	118	11/12/09	11/13/09	15,402 54	15,446 33	43 79
Andarko Petroleum	410	11/12/09	11/13/09	25,645 50	25,647 87	2 37
Apple Computer Inc	34	11/12/09	11/13/09	6,867 66	6,927 21	59 55
Apple Computer Inc	74	11/12/09	11/13/09	14,947 26	15,076 86	129 60
BRG - BG Group PLC Spon	149	11/12/09	11/13/09	13,280 37	13,686 78	406 41
Chevron Texaco Corp	125	11/12/09	11/13/09	9,677 50	9,700 31	22 81
Cree	155	11/12/09	11/13/09	7,136 20	7,274 66	138 46
Freeport McMaran Copper	120	11/12/09	11/13/09	9,739 20	9,836 94	97 74
Intuitive Surgical Inc C	42	11/12/09	11/13/09	11,326 98	11,459 40	132 42
Las Vegas Sands	252	11/12/09	11/13/09	4,286 52	4,346 91	60 39
Liberty Media Corp Serie	421	11/12/09	11/13/09	14,170 86	14,356 70	185 84
Liberty Media Holdings C	435	11/12/09	11/13/09	10,313 85	10,397 23	83 38
RWE AAG Spons	236	11/18/09	11/13/09	21,518 48	21,687 84	169 36
Telefonica S A	269	11/12/09	11/13/09	23,004 88	23,110 99	106 11
Unilever PLC Spons ADR N	901	11/12/09	11/13/09	27,156 14	27,193 55	37 41
Exxon	200	11/18/09	11/17/09	15,054 00	14,870 07	(183 93)
Bank of New York Mellon	200	11/17/09	11/18/09	5,386 00	5,376 32	(9 68)
American Electronic Power	785	11/12/09	11/19/09	24,853 10	24,344 03	(509 07)
McDonalds	80	11/20/09	11/19/09	5,117 60	5,121 46	3 86
NetFix	231	11/20/09	11/19/09	13,853 07	14,050 95	197 88
Google	100	11/19/09	11/20/09	57,299 00	57,043 28	(255 72)
Johnson & Johnson	100	11/19/09	11/20/09	6,243 00	6,240 06	(2 94)

CITI GLOBAL IMPACT FUNDING TRUST INC
A/C #692-17579
REALIZED GAIN(LOSS)
12/31/2009

DESCRIPTION	# SHS	DATE ACQUIRED	Date of Sale	Cost/ Basis	Proceeds	Realized Gain(Loss)
Arcsight Inc	1,286	11/20/09	11/23/09	31,404 12	31,804 27	400 15
Expedia	15,000	11/23/09	11/23/09	386,250 00	383,840 13	(2,409 87)
Infinera Corporation	5,401	11/20/09	11/23/09	42,829 93	43,520 14	690 21
NetFlix	220	11/20/09	11/23/09	13,193 40	13,381 86	188 46
Robbins & Meyers Inc	41,400	11/20/09	11/23/09	1,005,192 00	1,013,367 29	8,175 29
Starent Netowrks Corp	297	11/20/09	11/23/09	10,216 80	10,202 36	(14 44)
Intl Flavors & Fragrance	603	11/23/09	11/24/09	24,638 58	24,525 42	(113 16)
Nstar	940	11/23/09	11/24/09	30,625 20	30,748 76	123 56
Blackrock Sr High Income	306	11/24/09	11/25/09	1,031 22	1,031 89	0 67
Johnson & Johnson	25	11/24/09	11/25/09	1,579 50	1,580 20	0 70
UTS Equity Income	3,800	11/24/09	11/25/09	4,232 44	4,263 45	31 01
Andarko Petroleum	48	11/25/09	11/27/09	2,993 76	2,907 76	(86 00)
AT&T	200	11/24/09	11/27/09	5,416 00	5,376 32	(39 68)
Ebay	1,000	11/25/09	11/27/09	23,610 00	23,241 70	(368 30)
Gilead Sciences	166	11/25/09	11/27/09	7,798 68	7,715 86	(82 82)
Growth Fund of America	346	11/25/09	11/27/09	9,420 32	9,261 25	(159 07)
IBM Corp	65	11/25/09	11/27/09	8,273 20	8,159 24	(113 96)
Inergy LP	440	11/25/09	11/27/09	14,729 00	14,563 66	(165 34)
McDonalds	106	11/25/09	11/27/09	6,831 70	6,728 94	(102 76)
New Perspective Fund	300	11/25/09	11/27/09	7,782 00	7,596 00	(186 00)
Spectra Energy Partnersh	479	11/25/09	11/27/09	13,215 61	13,108 07	(107 54)
Suburban Propane Partner	300	11/25/09	11/27/09	13,371 00	13,118 02	(252 98)
Arcelor Mittal	872	12/01/09	12/02/09	34,845 12	35,683 94	838 82
Arcelor Mittal	1,832	12/01/09	12/02/09	73,206 72	74,969 00	1,762 28
CVS Corp	400	12/01/09	12/02/09	12,472 00	12,352 88	(119 12)
Haliburton	2,995	12/01/09	12/02/09	87,903 25	87,730 28	(172 97)
Masimo Corp	545	12/01/09	12/02/09	14,709 55	15,189 13	479 58
Washington Mutual Invest	410	12/01/09	12/02/09	10,155 70	10,168 00	12 30
Catepillar Inc	100	12/02/09	12/03/09	5,894 00	5,940 44	46 44
Companhia Siderurgica	800	12/02/09	12/03/09	28,928 00	29,081 65	153 65
EMC Common Stock	4,500	12/02/09	12/03/09	75,330 00	75,971 54	641 54
Kimberly Clark Corp	440	12/02/09	12/03/09	29,387 60	29,242 96	(144 64)
National City Cap	1,400	12/02/09	12/03/09	30,506 00	30,452 85	(53 15)
Petorbras	200	12/02/09	12/03/09	10,560 00	10,524 32	(35 68)
Starwood Hotels	150	12/02/09	12/03/09	4,833 00	4,812 32	(20 68)
Biadu com	12	12/03/09	12/04/09	5,134 68	5,184 70	50 02
Catepillar Inc	990	12/03/09	12/04/09	57,618 00	58,701 53	1,083 53
CEO	56	12/03/09	12/04/09	8,762 88	8,817 53	54 65
China Shenhua Energy	9,900	12/02/09	12/04/09	49,302 00	49,282 20	(19 80)
China Shenhua Energy	2,000	12/03/09	12/04/09	9,960 00	9,895 20	(64 80)
Companhia De Bebidas DAS	56	12/03/09	12/04/09	5,513 20	5,547 21	34 01
Cree	395	12/03/09	12/04/09	20,421 50	20,589 24	167 74
Discovery Communications	1	12/03/09	12/04/09	31 58	31 55	(0 03)
EON AG Spons ADR	115	12/03/09	12/04/09	4,738 00	4,789 62	51 62
Exxon	100	12/03/09	12/04/09	7,499 00	7,569 10	70 10
KB Financial Group Inc A	188	12/03/09	12/04/09	9,821 12	10,085 19	264 07
Lasalle Hotel Ppty SBI	155	12/03/09	12/04/09	2,971 35	3,143 16	171 81
Philip Morris Intl Inc	801	12/03/09	12/04/09	39,633 48	40,331 71	698 23
Stanley Inc	3,700	12/03/09	12/04/09	99,641 00	99,410 15	(230 85)
Technip ADR	53	12/03/09	12/04/09	3,749 22	3,716 79	(32 43)
Vimpel Communications SP	99	12/03/09	12/04/09	1,895 85	1,934 41	38 56
Vivo Participacoes SA AD	140	12/03/09	12/04/09	4,487 00	4,525 52	38 52
Wells Frago & Co	364	12/03/09	12/04/09	9,642 36	9,948 95	306 59
Yanzhou Coal Mining Co	300	12/03/09	12/04/09	6,297 00	6,355 63	58 63
Yanzhou Coal Mining Co	1,310	12/02/09	12/04/09	27,261 10	27,592 61	331 51
Catepillar Inc	255	12/04/09	12/07/09	14,866 50	14,730 56	(135 94)
Europacific Growth Fund	635	12/04/09	12/07/09	25,006 30	25,012 65	6 35
JP Morgan Emergin	4,912	12/04/09	12/07/09	101,776 64	101,334 56	(442.08)
MTA new York NY	200,000	12/04/09	12/07/09	217,334 00	212,456 00	(4,878 00)
Proctor & Gamble	450	12/04/09	12/07/09	28,170 00	28,134 62	(35 38)
Amgen, Inc	40	12/30/09	12/07/09	2,259 20	2,238 34	(20 86)
Chevron Texaco Corp	35	12/07/09	12/07/09	2,735 95	2,679 53	(56 42)
Amgen, Inc	45	12/07/09	12/08/09	2,541 60	2,516 78	(24 82)
Apple Computer Inc	25	12/07/09	12/08/09	4,723 75	4,746 87	23 12
Apple Computer Inc	25	12/07/09	12/08/09	4,723 75	4,753 12	29 37

CITI GLOBAL IMPACT FUNDING TRUST INC
A/C #692-17579
REALIZED GAIN(LOSS)
12/31/2009

DESCRIPTION	# SHS	DATE ACQUIRED	Date of Sale	Cos/Basis	Proceeds	Realized Gain(Loss)
BP Amoco	100	12/07/09	12/08/09	5,817 00	5,704 15	(112 85)
Chevron Texaco Corp	75	12/08/09	12/08/09	5,757 00	5,784 60	27 60
Johnson & Johnson	500	12/08/09	12/08/09	32,125 00	32,140 67	15 67
Occidental Petroleum	145	12/07/09	12/08/09	11,344 80	11,159 78	(185 02)
T Rowe Price	400	12/07/09	12/08/09	19,440 00	19,471 09	31 09
BE Aerospace	500	12/09/09	12/09/09	11,040 00	11,112 71	72 71
BOSTON PROPERTIES	461	12/08/09	12/09/09	31,057 57	31,340 74	283 17
Chevron Texaco Corp	35	12/07/09	12/09/09	2,735 95	2,676 73	(59 22)
Hershey Company	200	12/08/09	12/09/09	7,116 00	7,089 81	(26 19)
Johnson & Johnson	200	12/08/09	12/09/09	12,850 00	12,856 27	6.27
Procter & Gamble	195	12/08/09	12/09/09	12,064 65	12,149 35	84.70
United Bankshare	1,950	12/08/09	12/09/09	35,860 50	35,222 92	(637 58)
Walgreen	270	12/08/09	12/09/09	10,011 60	10,198 44	186 84
Walt Disney & Co	300	12/08/09	12/09/09	9,204 00	9,243 66	39.66
Berkshire Hathaway B	5	12/09/09	12/10/09	16,420 00	16,419 62	(0 38)
BG Group	50	12/09/09	12/10/09	4,325 00	4,316 88	(8 12)
Brasken	150	12/09/09	12/10/09	2,454 00	2,522 93	68 93
Eaton Corp	200	12/09/09	12/10/09	12,812 00	12,886 86	74 86
Exxon	69	12/09/09	12/10/09	5,022 51	5,014 79	(7 72)
IBM Corp	40	12/09/09	12/10/09	5,135 60	5,163 46	27 86
iShares MSCI Brazil	150	12/09/09	12/10/09	11,473 50	11,501 10	27 60
Telefonica	93	12/10/09	12/10/09	7,896 63	7,900 14	3 51
Unilever PLC	316	12/10/09	12/10/09	9,536 88	9,667 14	130 26
VNQ	232	12/02/09	12/10/09	9,982 96	9,991 05	8 09
BHP billington	94	12/10/09	12/11/09	6,870 46	6,917 28	46 82
RWE AAG Spons	84	12/10/09	12/11/09	7,843 92	7,881 51	37 59
Sun Microsystems Inc	6,000	12/10/09	12/11/09	51,120 00	50,596 69	(523 31)
Amazon	262	12/14/09	12/14/09	34,421 56	34,650 17	228 61
Calvert Funds	875	12/30/09	12/14/09	8,793 75	8,785 00	(8.75)
Apple Computer Inc	150	12/21/09	12/14/09	30,054 00	30,202 62	148 62
Cree	200	12/11/09	12/14/09	10,206 00	10,241 53	35 53
Rackspace Hosting Inc	555	12/11/09	12/14/09	11,044 50	11,036 44	(8 06)
Sysco Corp	1,405	12/23/09	12/14/09	40,084 65	40,115 93	31 28
Apple Computer Inc	163	12/14/09	12/15/09	32,107 74	32,045 95	(61 79)
Amazon	285	12/03/09	12/15/09	40,233 45	40,358 67	125 22
Goldman Sachs Group Inc	151	12/14/09	12/15/09	25,081 10	24,680 01	(401 09)
Google	65	12/14/09	12/15/09	38,722 45	38,691 55	(30 90)
Jarden Corp	1,050	12/14/09	12/15/09	30,156 00	30,056 52	(99 48)
MasterCard Inc	82	12/14/09	12/15/09	20,293 36	20,407 63	114 27
Mutual Seeries Fund, Inc	2,940	12/14/09	12/15/09	51,214 80	51,156 00	(58 80)
national City Cap TR	1,200	12/14/09	12/15/09	25,944 00	25,963 97	19 97
Phillip Morris Intl Inc	100	12/14/09	12/15/09	5,026 00	4,990 17	(35 83)
Union Pacific Corp	2,325	12/14/09	12/15/09	151,776 00	150,404 10	(1,371 90)
Exide Technologies	8,000	12/15/09	12/16/09	57,360 00	57,221 72	(138 28)
Hempstead Town NY 5%	50,000	12/15/09	12/16/09	57,935 00	56,483 50	(1,451 50)
Universal Technical Institute	300	12/15/09	12/16/09	5,733 00	5,750 85	17 85
Worley Group Ltd-AUD	1,000	12/15/09	12/17/09	25,009 00	24,922 80	(86 20)
Chevron Texaco Corp	650	12/17/09	12/18/09	49,907 00	50,078 61	171 61
Cimarex Energy	100	12/18/09	12/21/09	5,150 00	5,175 76	25 76
Covidien Plc Dublin	200	12/18/09	12/21/09	9,310 00	9,350 95	40 95
Eaton Vance Enhanced	500	12/18/09	12/21/09	7,170 00	7,234 31	64 31
Franklin Resources Inc	241	12/18/09	12/21/09	25,081 59	25,533 29	471 70
Liberty Media Hldg Corp	2,080	12/18/09	12/21/09	21,694 40	21,720 88	26 48
Metro PCS Communicat	13,531	12/18/09	12/21/09	100,805 95	102,597 52	1,791 57
Nexen Inc	245	12/18/09	12/21/09	5,490 45	5,640 49	150 04
Procter & Gamble	100	12/18/09	12/21/09	6,155 00	6,153 14	(1 86)
VCA ANTECH INC	4,000	12/18/09	12/21/09	98,800 00	100,151 42	1,351 42
Biadu com	100	12/11/09	12/22/09	41,810 00	41,831 92	21 92
Biadu com	500	12/21/09	12/22/09	203,692 00	200,809 83	(2,882 17)
Dominion Resources	1,950	12/21/09	12/22/09	76,518 00	76,486 20	(31 80)
Exxon	145	12/21/09	12/22/09	9,933 95	10,013 73	79 78
IBM Corp	392	12/21/09	12/22/09	50,430 80	50,748 19	317 39
Ishares Russell	562	12/21/09	12/22/09	20,878 30	20,963 75	85 45
Ishares Russell	560	12/21/09	12/22/09	25,256 00	25,385 82	129 82
Johnson & Johnson	1,560	12/21/09	12/22/09	100,354 80	100,856 08	501 28

CITI GLOBAL IMPACT FUNDING TRUST INC
A/C #692-17579
REALIZED GAIN(LOSS)
12/31/2009

DESCRIPTION	# SHS	DATE ACQUIRED	Date of Sale	Cost/ Basis	Proceeds	Realized Gain(Loss)
Vanguard Emerging Ma	100	12/21/09	12/22/09	4,010 00	4,026 19	16 19
Pfizer Inc	984	12/18/09	12/22/09	18,014 36	18,391 47	377 11
DEL MONTE FOODS	409	12/08/09	12/23/09	4,503 86	4,664 49	160 63
DTE Energy	214	12/08/09	12/23/09	9,124 13	9,362 01	237 88
Energen Corp	88	12/08/09	12/23/09	3,846 16	4,236 89	390 73
Entergy Corp New	29	12/08/09	12/23/09	2,334 38	2,382 95	48 57
American Express	1,000	12/22/09	12/23/09	41,420 00	41,451 93	31 93
Apple Computer Inc	150	12/22/09	12/23/09	29,734 50	29,936 23	201 73
Berkshire Hathway B	10	12/22/09	12/23/09	33,050 00	32,861 15	(188 85)
Columbia Acorn Fund	3,805	12/22/09	12/23/09	90,939 50	91,852 70	913 20
Deere	100	12/22/09	12/23/09	5,659 00	5,606 15	(52 85)
Scotts Miracle Gro-C	1,137	12/22/09	12/23/09	44,001 90	44,069 43	67 53
Amgen, Inc	900	12/24/09	12/24/09	51,678 00	51,904 36	226 36
Apple Computer Inc	19	12/24/09	12/24/09	3,971 76	4,048 03	76 27
COP	630	12/23/09	12/24/09	31,802 40	31,910 56	108 16
Freeport McManan Copper	100	12/23/09	12/24/09	8,093 00	8,182 08	89 08
Andarko Petroleum	10	12/22/09	12/24/09	626 70	643 88	17 18
Cree	70	12/22/09	12/24/09	3,813 60	3,843 60	30 00
Direct TV	170	12/22/09	12/24/09	5,727 30	5,771 86	44 56
Johnson & Johnson	25,000	12/21/09	12/24/09	29,905 75	29,500 00	(405 75)
Sunstone Hotel Inv	700	12/01/09	12/24/09	5,572 00	5,888 94	316 94
IsharesTr S&P Mdcap 400	1,500	12/23/09	12/24/09	110,715 00	110,466 01	(248 99)
Nutra/System	200	12/18/09	12/24/09	6,250 00	6,550 43	300 43
Seagate Technology	379	12/24/09	12/24/09	6,848 53	6,807 80	(40 73)
Signet Jewelers LTD	75	12/24/09	12/24/09	1,971 75	1,997 94	26 19
CAPITAL WORLD GROWTH & I	283	12/24/09	12/28/09	9,661 62	9,695 58	33 96
Cognizant Tech Solutions	130	12/24/09	12/28/09	6,009 90	6,055 63	45 73
COP	8,000	12/24/09	12/28/09	406,960 00	407,761 52	801 52
Direct TV	75	12/24/09	12/28/09	2,547 75	2,528 18	(19 57)
Honeywell	5,000	12/24/09	12/28/09	199,400 00	198,922 38	(477 62)
IBM Corp	63	12/24/09	12/28/09	8,225 91	8,306 33	80 42
Infosys Technologie	150	12/24/09	12/28/09	8,398 50	8,400 68	2 18
Intel Corp	174	12/24/09	12/28/09	3,537 42	3,551 76	14 34
Net Servicos De Comm	229	12/24/09	12/28/09	3,057 15	3,053 18	(3 97)
Pepsico	3,000	12/24/09	12/28/09	182,880 00	183,582 08	702 08
Pfizer Inc	450	12/24/09	12/28/09	8,370 00	8,362 13	(7 87)
Schlumberger	4,000	12/24/09	12/28/09	261,400 00	264,251 60	2,851 60
TALISMAN ENERGY INC	100	12/24/09	12/28/09	1,878 00	1,884 25	6 25
Western Digital Corp	45	12/24/09	12/28/09	2,008 80	1,988 18	(20 62)
Alcon Inc	11	12/29/09	12/29/09	1,814 67	1,807 03	(7 64)
IBM Corp	100	12/28/09	12/29/09	13,231 00	13,218 11	(12 89)
Johnson & Johnson	3,000	12/28/09	12/29/09	194,820 00	196,018 26	1,198 26
Apple Computer Inc	100	12/22/09	12/29/09	20,036 00	21,055 46	1,019 46
Omaha Pub Pwr Dist N	50,000	12/28/09	12/29/09	51,797 50	51,494 50	(303 00)
Saturns DPL TR SER 2	300	12/28/09	12/29/09	7,605 00	7,553 80	(51 20)
Verizon Communication	75	12/29/09	12/29/09	2,511 75	2,516 93	5 18
Western Digital Corp	100	12/24/09	12/29/09	4,464 00	4,418 19	(45 81)
Air Liquide ADR	95	12/29/09	12/30/09	2,291 40	2,256 19	(35 21)
Allianz Se ADR	147	12/29/09	12/30/09	1,852 20	1,815 40	(36 80)
Atlas Copco AB Spons ADR	102	12/29/09	12/30/09	1,520 82	1,494 26	(26 56)
Chesapeake Energy	1,500	12/29/09	12/30/09	40,095 00	39,813 47	(281 53)
Chesapeake Utilities	305	12/29/09	12/30/09	9,735 60	9,747 54	11 94
Cisco	2,500	12/29/09	12/30/09	60,250 00	60,330 69	80 69
Dassault Sysmtems SA ADR	34	12/29/09	12/30/09	1,960 10	1,936 25	(23 85)
Dow Chemical Co	289	12/29/09	12/30/09	8,276 96	8,228 48	(48 48)
El Paso Corp 7%	15,000	12/29/09	12/30/09	14,905 80	14,988 75	82 95
Erste Group Bank AG SPON	63	12/29/09	12/30/09	1,207 08	1,193 81	(13 27)
Exxon	100	12/29/09	12/30/09	6,884 00	6,876 12	(7 88)
Exxon	300	12/29/09	12/30/09	20,652 00	20,628 37	(23 63)
General Cable Corp	12,000	12/29/09	12/30/09	12,645 00	12,450 00	(195 00)
Georgia Pacific Corp	10,000	12/29/09	12/30/09	10,125 00	10,112 50	(12 50)
HDFC Bank LTD ADR	7	12/29/09	12/30/09	908 60	905 98	(2 62)
HJ Heinz Co	380	12/29/09	12/30/09	16,381 80	16,420 51	38 71
Hoya Corp ADR	54	12/29/09	12/30/09	1,460 70	1,426 64	(34 06)
HSBC Hldg Plc SP ADR	17	12/29/09	12/30/09	968 66	972 54	3 88

CITI GLOBAL IMPACT FUNDING TRUST INC
A/C #692-17579
REALIZED GAIN(LOSS)
12/31/2009

DESCRIPTION	# SHS	DATE ACQUIRED	Date of Sale	Cost/ Basis	Proceeds	Realized Gain(Loss)
Ivy Global Resources Fun	609	12/29/09	12/30/09	9,920 61	9,902 34	(18 27)
Jupiter Telecom Unspn ADR	21	12/29/09	12/30/09	1,477 35	1,386 17	(91 18)
Komatsu LTD ADR	9	12/29/09	12/30/09	772 20	752 56	(19 64)
Loreal Co ADR	93	12/29/09	12/30/09	2,116 68	2,064 54	(52 14)
Amgen, Inc	200	12/07/09	12/30/09	11,508 00	11,370 30	(137 70)
Canon	142	12/21/09	12/30/09	5,837 62	6,029 59	191 97
Mediacom Broadband	10,000	12/29/09	12/30/09	10,075 00	10,087 50	12 50
MORGAN STANLEY	700	12/29/09	12/30/09	20,601 00	20,651 56	50 56
Nestle	49	12/09/09	12/30/09	2,402 47	2,357 32	(45 15)
Nvidia	2,000	12/29/09	12/30/09	36,040 00	37,339 24	1,299 24
Petroleo Brasileiro	25	12/29/09	12/30/09	1,061 50	1,064 47	2 97
PT Telekomunikasi	34	12/30/09	12/30/09	1,373 60	1,365 06	(8 54)
Raffles Medical Grou	9,400	12/29/09	12/30/09	9,644 40	9,399 75	(244 65)
Schneider Elect SA	68	12/29/09	12/30/09	804 44	788 77	(15 67)
TOTAL S A	116	12/21/09	12/30/09	7,260 44	7,501 87	241 43
Smithfield Foods Inc	10,000	12/29/09	12/30/09	9,225 00	9,212 50	(12 50)
Sonic Healthcare	1,350	12/29/09	12/30/09	18,419 40	18,419 27	(0 13)
Sprint Cap Corp	15,000	12/29/09	12/30/09	13,800 00	13,758 75	(41 25)
Tenet Healthcare Cor	10,000	12/29/09	12/30/09	10,650 00	10,387 50	(262 50)
Unilever NY	460	12/29/09	12/30/09	15,088 00	14,950 99	(137 01)
Unilever PLC Spons ADR N	37	12/29/09	12/30/09	1,191 03	1,184 33	(6 70)
Vanguard Small Cap V	1,500	12/09/09	12/30/09	82,905 00	82,872 87	(32 13)
Varian Medical	200	12/29/09	12/30/09	9,458 00	9,453 55	(4 45)
Wal-Mart de Mexico SA De	48	12/29/09	12/30/09	2,159 04	2,173 86	14 82
Andarko Petroleum	409	12/30/09	12/31/09	25,987 86	25,733 20	(254 66)
Anglo American PLC	910	12/30/09	12/31/09	19,565 00	19,609 99	44 99
Apple Computer Inc	125	12/30/09	12/31/09	26,455 00	26,433 08	(21 92)
BANCO BRADESCO SPONS	1,000	12/30/09	12/31/09	21,550 00	21,502 44	(47 56)
Chesapeake Energy	525	12/30/09	12/31/09	13,839 00	13,556 73	(282 27)
Columbia Mid Cap Val	357	12/30/09	12/31/09	4,006 20	3,956 17	(50 03)
Emerson Electric Co	380	12/28/09	12/31/09	16,476 80	16,283 72	(193 08)
Freeport McMoran Cop	10,000	12/30/09	12/31/09	10,950 00	10,890 00	(60 00)
General Mills	150	12/30/09	12/31/09	10,771 50	10,686 17	(85 33)
Google	4	12/30/09	12/31/09	2,490 92	2,485 73	(5 19)
Hewlett-Packard	1,000	12/30/09	12/31/09	52,930 00	52,301 65	(628 35)
Itau Unibanco Banco Hldg	750	12/30/09	12/31/09	16,980 00	16,929 31	(50 69)
Janus Contrarian Fund	6,440	12/30/09	12/31/09	85,454 93	84,939 76	(515 17)
JP Morgan	159	12/28/09	12/31/09	6,633 48	6,676 71	43 23
JP Morgan	200	12/30/09	12/31/09	8,306 00	8,389 78	83 78
Kraft Foods	250	12/30/09	12/31/09	6,872 50	6,845 20	(27 30)
Lord Abbett Alpha St	310	12/30/09	12/31/09	5,940 69	5,891 14	(49 55)
Medco Health Solutions	776	12/30/09	12/31/09	50,300 32	50,045 28	(255 04)
Mettler Toledo Intl Inc	250	12/30/09	12/31/09	26,492 50	26,454 32	(38 18)
Munder Set Tr Midcap	172	12/30/09	12/31/09	3,947 09	3,907 47	(39 62)
Oppenheimer Intl Bd	400	12/30/09	12/31/09	2,556 00	2,560 00	4 00
PT Telekomunakis	500	12/29/09	12/31/09	20,110 00	19,977 48	(132 52)
TRAVELERS COMPANIES	134	12/30/09	12/31/09	6,734 84	6,705 58	(29 26)
United Technologies Corp	145	12/30/09	12/31/09	10,221 05	10,193 67	(27 38)
UPS	168	12/30/09	12/31/09	9,774 24	9,683 77	(90 47)
Vivo Participacoes SA AD	500	12/30/09	12/31/09	15,700 00	15,446 10	(253 90)
				<u>14,605,028 27</u>	<u>14,614,371 03</u>	<u>9,342 76</u>

Ref 00000816 00008965

CITI GLOBAL IMPACT FUNDING
Account Number 692-17583-11 643

Details of Earnings 2009

2
0
0
9
Y
E
A
R
E
N
D
S
U
M
M
A
R
Y

Dividends and Distributions, Section 1

Amounts displayed for dividends include dividend reinvestments, money fund earnings, accrued dividends received and dividends exempt from Federal income tax
"Total dividends" includes both Qualified and non-qualified dividends received.
"Total capital gain distributions" is a total of long term capital gain distributions, Unrecaptured Sec. 1250 gain and Section 1202 gain

Reference number	Description	Total dividends	Qualified dividends	Short term capital gains	Total capital gain distributions	Unrecaptured Sec 1250 gain	Section 1202 gain	Alternative minimum tax
160000100	BANCORPSOUTH INC	\$ 391.16	\$ 391.16					
160000200	BELDEN INC	109.50	109.50					
160000300	KBR INC	77.60	77.60					
160000400	WHITNEY HOLDING CORP	592.40	592.40					
Totals		\$ 1,170.66	\$ 1,170.66					

Details of Long Term Gain (Loss) 2009

This section shows your sales of securities during the year. The "Sale Proceeds" column excludes any accrued income you may have received. In addition, although cash in lieu less than \$20 is not included on Form 1099-B (if applicable), it is included in this section. Please note, this material is being prepared for informational purposes only and should not be used for tax preparation without the assistance of your tax advisor.

Reference number	Quantity	Security Description	Opening Trade Date	Closing Trade Date	Sale Proceeds	Cost	(Loss)	Gain
125000010	7486	FIRST HORIZON NATL CORP CASH IN LIEU OF 74861 RECORD 12/12/08 PAY 01/01/09	Unavailable	01/01/09	\$ 7.84			
Total					\$ 7.84			

Ref 00000820 00008980

CITI GLOBAL IMPACT FUNDING
Account Number 692-17589-15 643

Details of Earnings 2009

Dividends and Distributions, Section 1

Amounts displayed for dividends include dividend reinvestments, money fund earnings, accrued dividends received and dividends exempt from Federal income tax
"Total dividends" includes both Qualified and non-qualified dividends received
"Total capital gain distributions" is a total of long term capital gain distributions, Unrecaptured Sec 1250 gain and Section 1202 gain.

Reference number	Description	Total dividends	Qualified dividends	Short term capital gains	Total capital gain distributions	Unrecaptured Sec 1250 gain	Section 1202 gain	Alternative minimum tax
160000100	BANCORPSOUTH INC	\$ 575.74	\$ 575.74					
160000200	BELDEN INC	160.60	160.60					
160000300	KBR INC	114.35	114.35					
160000400	WHITNEY HOLDING CORP	872.40	872.40					
Totals		\$ 1,723.09	\$ 1,723.09					

Details of Long Term Gain (Loss) 2009

This section shows your sales of securities during the year. The "Sale Proceeds" column excludes any accrued income you may have received. In addition, although cash in lieu less than \$20 is not included on Form 1099-B (if applicable), it is included in this section. Please note, this material is being prepared for informational purposes only and should not be used for tax preparation without the assistance of your tax advisor.

Reference number	Quantity	Security Description	Opening Trade Date	Closing Trade Date	Sale Proceeds	Cost	(Loss)	Gain
125000010	2376	FIRST HORIZON NATL CORP CASH IN LIEU OF 23766 RECORD 12/12/08 PAY 01/01/09	Unavailable	01/01/09	\$ 2.49			
Total					\$ 2.49			

2
0
0
9

Y
E
A
R

E
N
D

S
U
M
M
A
R
Y

Corrected Copy as of 03/31/10
Ref 00009477 00244489

CITI GLOBAL IMPACT FUNDING
Account Number 692-17594-18 643

2
0
0
9

Y
E
A
R

E
N
D

S
U
M
M
A
R
Y

Details of Earnings 2009 - continued

Interest amounts include accrued interest received and interest exempt from Federal income tax

Interest - continued	Reference number	Description	Interest	Alternative minimum tax
	140003300	WAL MART STORES INC GLOBAL NOTES-BK/ENTRY DTD 06/09/2005 DUE 07/01/2010 RATE 4 125	\$ 2,320 31	
	140003400	WELLS FARGO CO DTD 01/31/08 DUE 01/31/2013 RATE 4 375	6,912 51	
	Totals		\$ 189,647.29	

Dividends and Distributions, Section 1

Amounts displayed for dividends include dividend reinvestments, money fund earnings, accrued dividends received and dividends exempt from Federal income tax.
"Total dividends" includes both Qualified and non-qualified dividends received.
"Total capital gain distributions" is a total of long term capital gain distributions, Unrecaptured Sec 1250 gain and Section 1202 gain

Reference number	Description	Total dividends	Qualified dividends	Short term capital gains	Total capital gain distributions	Unrecaptured Sec 1250 gain	Section 1202 gain	Alternative minimum tax
160000100	WESTERN ASSET MONEY MARKET FUND CLASS A SHARES (EX)	\$ 7,908 42						
Totals		\$ 7,908 42						

Details of Short-Term Gain (Loss) 2009

This section shows your sales of securities during the year. The "Sale Proceeds" column excludes any accrued income you may have received. In addition, although cash in lieu less than \$20 is not included on Form 1099-B (if applicable), it is included in this section. Please note, this material is being prepared for informational purposes only and should not be used for tax preparation without the assistance of your tax advisor. For additional information regarding this section see enclosed brochure.

Reference number	Quantity	Security Description	Opening Trade Date	Closing Trade Date	Sale Proceeds	Original Cost Adjusted Cost	Original Gain/(Loss) Adjusted Gain/(Loss)	Ordinary Income Capital Gain/(Loss)
125000010	5,000	AT&T INC BOOK/ENTRY DTD 02/01/2008 DUE 02/01/2018 RATE 5 500	01/29/08	01/21/09	\$ 5,026 75	\$ 4,989 00 \$ 4,989 00	\$ 37 75 \$ 37 75	\$ 0 00 \$ 37 75

CITI GLOBAL IMPACT FUNDING
Account Number 692-17594-18 643

2009
YEAR
END
SUMMARY

Details of Short Term Gain (Loss) 2009 - continued

Reference number	Quantity	Security Description	Opening Trade Date	Closing Trade Date	Sale Proceeds	Original Cost Adjusted Cost	Original Gain/(Loss) Adjusted Gain/(Loss)	Ordinary Income Capital Gain/(Loss)
125000020	25,000	AT&T INC BOOK/ENTRY DTD 02/01/2008 DUE 02/01/2018 RATE 5 500	10/16/08	03/26/09	\$ 24,125 00	\$ 19,605 75 \$ 19,605 75	\$ 4,519 25 \$ 4,519 25	\$ 170 75 \$ 4,348 50
125000030	10,000	BANK OF AMERICA CORP SUB NOTES BK/ENTRY-DTD 08/14/2006 DUE 08/15/2016 RATE 5 750 YTM 12 930	04/02/08	03/26/09	6 650 00	10,191 70 10,173 30	(3,541 70) (3,523 30)	0 00 (3,523 30)
125000060	21,000	CVS CAREMARK CORP DTD 05/25/07 DUE 06/01/2017 RATE 5 750 YTM 6 243	11/03/08	03/26/09	20,343 75	17,190 81 17,190 81	3,152 94 3,152 94	121 59 3,031 35
125000090	65,000 5,000 25,000	CONOCOPHILLIPS NOTES-BK/ENTRY DTD 10/13/2006 DUE 10/15/2016 RATE 5 625 YTM 5 239	06/26/08 10/01/08 10/27/08	03/26/09	66,543 75 5,118 75 25,593 75	66,191 45 66,106 95 4,794 70 4,794 70 22,527 25 22,527 25	352 30 436 80 324 05 324 05 3,066 50 3,066 50	0 00 436 80 9 65 314 40 98 00 2,968 50
125000110	105,000	FHLMC PL#A81268 DTD 08/01/2008 DUE 08/01/2038 RATE 6 000 YIELDS VARY DUE TO CHANGES IN PREPAYMENT SPEEDS SPECIFICS	07/22/08	03/26/09	87,997 71	84,332 89 84,332 89	3,664 82 3,664 82	0 00 0 00
125000130	60,000	FEDERAL HOME LOAN BANK CONS BDS BOOK/ENTRY DTD 10/19/07 DUE 11/17/2017 RATE 5 000	08/13/08	03/26/09	64,500 00	61,598 28 61,512 00	2,901 72 2,888 00	0 00 2,988 00
125000140	450,000	FEDERAL HOME LOAN BANK CONS BDS BOOK/ENTRY DTD 08/01/08 DUE 09/06/2013 RATE 4 000	07/31/08	03/26/09	475,875 00	448,393 50 448,393 50	27,481 50 27,481 50	0 00 27,481 50
125000170	115,000	FNMA PL#257262 DTD 06/01/2008 DUE 07/01/2038 RATE 5 500 YIELDS VARY DUE TO CHANGES IN PREPAYMENT SPEEDS SPECIFICS	05/09/08	03/26/09	108,160 22	106,004 57 108,004 57	2,155 65 2,155 65	0 00 0 00
125000250	15,000	GENERAL ELECTRIC CAPITAL CORP BOOK ENTRY DTD 04/21/08 DUE 05/01/2013 RATE 4 800	05/21/08	01/21/09	14,754 00	15,161 70 15,141 30	(407 70) (387 30)	0 00 (387 30)

Corrected Copy as of 03/31/10
Ref 00009477 00244491

CITI GLOBAL IMPACT FUNDING
Account Number 692-17594-18 643

Details of Short Term Gain (Loss) 2009 *continued*

Reference number	Quantity	Security Description	Opening Trade Date	Closing Trade Date	Sale Proceeds	Original Cost Adjusted Cost	Original Gain/(Loss) Adjusted Gain/(Loss)	Ordinary Income Capital Gain/(Loss)
125000260	215,000	GENERAL ELECTRIC CAPITAL CORP BOOK ENTRY DTD 04/21/08 DUE 05/01/2013 RATE 4.800	05/21/08	03/26/09	\$ 201,562.50	\$ 217,317.70 \$ 216,952.20	(\$ 15,755.20) (\$ 15,389.70)	\$ 0.00 (\$ 15,389.70)
125000270	195,000	GLAXOSMITHKLINE CAP DTD 05/13/2008 DUE 05/15/2018 RATE 5.650 YTM 5.508	11/21/08	03/26/09	196,950.00	185,246.10 185,246.10	11,703.90 11,703.90	253.50 11,450.40
125000290	117,000 75,000	KROGER CO BOOK/ENTRY DTD 11/25/2008 DUE 01/15/2014 RATE 7.500	11/19/08 01/08/09	03/26/09	127,822.50 81,937.50	117,079.56 117,070.20 82,206.75 81,923.25	10,742.94 10,752.30 (269.25) 14.25	0.00 10,752.30 0.00 14.25
125000310	105,000 15,000	PNC FUNDING CORP FDIC/TGLP BOOK/ENTRY DTD 12/22/2008 DUE 06/22/2012 RATE 2.300	12/17/08 12/18/08	03/26/09	105,525.00 15,075.00	104,877.15 104,877.15 15,127.50 15,117.60	647.85 647.85 (52.50) (42.60)	0.00 647.85 0.00 (42.60)
125000320	122,000	U S TREASURY NOTES SER E-2017 DTD 08/15/2007 DUE 08/15/2017 RATE 4.750 YIELD 2.564MTY	01/21/09	03/26/09	142,015.63	143,188.46 142,819.30	(1,172.83) (803.67)	0.00 (803.67)
125000330	45,000	U S TREASURY NOTES SER S-2013 DTD 11/30/2008 DUE 11/30/2013 RATE 2.000 YIELD 1.686MTY	01/21/09	03/26/09	45,632.81	45,979.25 45,848.80	(346.44) (313.99)	0.00 (313.99)
125000340	37,000 110,000	UNITED HEALTHCARE GROUP INC BK/ENTRY DTD 03/02/2006 DUE 03/15/2011 RATE 5.250 YTM 5.113	06/16/08 09/04/08	03/26/09	37,092.50 110,275.00	36,602.99 36,602.99 109,893.30 109,893.30	489.51 489.51 381.70 381.70	108.41 381.10 0.00 381.70
125000350	60,000	VERIZON GLOBAL FDG CORP DTD 8/26/02 DUE 09/01/2012 RATE 7.375 YTM 5.153	04/17/08	03/26/09	64,125.00	65,848.20 64,686.60	(1,723.20) (561.60)	0.00 (561.60)
125000370	50,000 75,000	WAL MART STORES INC GLOBAL NOTES-BK/ENTRY DTD 06/09/2005 DUE 07/01/2010 RATE 4.125	12/12/08 01/09/09	03/26/09	51,312.50 76,968.75	51,119.00 60,911.00 77,502.00 77,139.00	193.50 401.60 (533.25) (170.25)	0.00 401.50 0.00 (170.25)

2
0
0
9

Y
E
A
R

E
N
D

S
U
M
M
A
R
Y

Corrected Copy as of 03/31/10
Ref 00009477 00244492

CITI GLOBAL IMPACT FUNDING
Account Number 692-17594-18 643

Details of Short Term Gain (Loss) 2009 - continued

Reference number	Quantity	Security Description	Opening Trade Date	Closing Trade Date	Sale Proceeds	Original Cost Adjusted Cost	Original Gain/(Loss) Adjusted Gain/(Loss)	Ordinary Income Capital Gain/(Loss)
125000380	30,000	WELLS FARGO CO DTD 01/31/08 DUE 01/31/2013 RATE 4.375 YTM 4.917	05/19/08	01/21/09	\$ 29,414.40	\$ 29,786.40 \$ 29,786.40	(\$ 372.00) (\$ 372.00)	\$ 0.00 (\$ 372.00)
125000390	205,000	WELLS FARGO CO DTD 01/31/08	05/19/08	03/26/09	190,393.75	203,540.40 203,540.40	(13,146.65) (13,146.65)	0.00 (13,146.65)
	5,000	DUE 01/31/2013 RATE 4.375 YTM 6.503	06/12/08		4,643.75	4,830.70 4,830.70	(186.95) (186.95)	0.00 (186.95)
	5,000		08/27/08		4,643.75	4,803.85 4,803.85	(160.10) (160.10)	0.00 (160.10)
Total					\$ 2,390,079.02	\$ 2,355,930.91 \$ 2,352,918.86	\$ 34,148.11 \$ 37,160.16	\$ 761.90 \$ 30,577.79

Details of Long Term Gain (Loss) 2009

This section shows your sales of securities during the year. The "Sale Proceeds" column excludes any accrued income you may have received. In addition, although cash in lieu less than \$20 is not included on Form 1099-B (if applicable), it is included in this section. Please note, this material is being prepared for informational purposes only and should not be used for tax preparation without the assistance of your tax advisor. For additional information regarding this section see enclosed brochure.

Reference number	Quantity	Security Description	Opening Trade Date	Closing Trade Date	Sale Proceeds	Original Cost Adjusted Cost	Original Gain/(Loss) Adjusted Gain/(Loss)	Ordinary Income Capital Gain/(Loss)
125000020	156,000	AT&T INC BOOK/ENTRY	01/29/08	03/26/09	\$ 150,540.00	\$ 155,656.80 \$ 155,656.80	(\$ 5,116.80) (\$ 5,116.80)	\$ 0.00 (\$ 5,116.80)
	25,000	DTD 02/01/2008 DUE 02/01/2018 RATE 5.500	02/05/08		24,125.00	25,329.25 26,297.75	(1,204.25) (1,172.75)	0.00 (1,172.75)
125000030	165,000	BANK OF AMERICA CORP SUB NOTES BK/ENTRY-DTD 08/14/2006	06/05/07	03/26/09	109,725.00	163,996.80 163,996.80	(54,271.80) (54,271.80)	0.00 (54,271.80)
	40,000	DUE 08/15/2016 RATE 5.750 YTM 12.930	12/11/07		26,600.00	40,118.00 40,103.60	(13,518.00) (13,503.60)	0.00 (13,503.60)
	50,000		02/08/08		33,250.00	51,438.00 51,278.00	(18,188.00) (18,028.00)	0.00 (18,028.00)
125000040	75,000	BELLSOUTH TELECOMMUNICATION DTD 09/13/2004	05/02/06	03/26/09	74,906.25	71,998.50 71,998.50	2,907.75 2,907.75	2,558.25 349.50
	50,000	DUE 09/15/2009 RATE 4.200 YTM 4.472	04/12/07		49,937.50	48,871.00 48,871.00	1,066.50 1,066.50	902.50 164.00

2
0
0
9
Y
E
A
R
E
N
D
S
U
M
M
A
R
Y

Corrected Copy as of 03/31/10
Ref 00009477 00244493

CITI GLOBAL IMPACT FUNDING
Account Number 692-17594-18 643

Details of Long Term Gain (Loss) 2009 - continued

Reference number	Quantity	Security Description	Opening Trade Date	Closing Trade Date	Sale Proceeds	Original Cost Adjusted Cost	Original Gain/(Loss) Adjusted Gain/(Loss)	Ordinary Income Capital Gain/(Loss)
125000050	62,000	CVS CAREMARK CORP DTD 05/25/07 DUE 06/01/2017 RATE 5 750 YTM 5 822	08/20/07	01/21/09	\$ 61,703 02	\$ 60,221 84 \$ 60,221 84	\$ 1,481 18 \$ 1,481 18	\$ 198 40 \$ 1,282 78
125000060	108,000	CVS CAREMARK CORP DTD 05/25/07	08/20/07	03/26/09	104,625 00	104,902 56 104,902 56	(277 56) (277 56)	0 00 (277 56)
	85,000	DUE 06/01/2017 RATE 5 750 YTM 6 243	02/06/08		82,343 75	88,381 30 88,048 10	(6,037 55) (5,704 35)	0 00 (5,704 35)
125000070	70,000	CITIBANK CREDIT CARD DTD 02/25/99	03/29/06	03/10/09	70,000 00	71,364 45 71,364 45	(1,364 45) (1,364 45)	0 00 0 00
	15,000	EXP MTY 03/10/2009 DUE 03/10/2011 RATE 5 875	10/23/06		15,000 00	15,213 28 15,213 28	(213 28) (213 28)	0 00 0 00
125000080	55,000	CONOCOPHILLIPS NOTES-BK/ENTRY DTD 10/13/2006 DUE 10/15/2016 RATE 5 625 YTM 5 161	10/10/06	01/21/09	56 603 25	54,995 60 54,995 60	1,607 65 1,607 65	0 00 1,607 65
125000090	20,000	CONOCOPHILLIPS NOTES-BK/ENTRY DTD 10/13/2006	10/10/06	03/26/09	20,475 00	19,998 40 19,998 40	476 60 476 60	0 00 476 60
	25,000	DUE 10/15/2016 RATE 5 625 YTM 5 239	11/29/06		25,593 75	25,537 00 25,435 00	56 75 158 75	0 00 158 75
	15,000		02/06/07		15,356 25	15,114 45 15,094 85	241 80 281 60	0 00 261 60
	10,000		07/12/07		10,237 50	9,770 40 9,770 40	467 10 467 10	34 10 433 00
	40,000		08/17/07		40,950 00	39,776 80 39,776 80	1,173 20 1,173 20	0 00 1,173 20
125000100	399,000	FHLMC PL#A64142 DTD 08/01/2007 DUE 08/01/2037 RATE 6 000 YIELDS VARY DUE TO CHANGES IN PREPAYMENT SPEEDS SPECIFICS	07/10/07	03/26/09	336,912 63	319,400 44 319,400 44	17,512 19 17,512 19	0 00 0 00
125000120	135,000	FEDERAL HOME LOAN BANK CONS BONDS-BK/ENTRY	12/06/06	03/26/09	145,631 25	138 924 45 137,108 70	6,706 80 8,522 55	0 00 8,522 55
	160,000	DTD 07/21/2006 DUE 08/19/2011 RATE 5 375	12/18/06		172,600 00	163,543 68 161,918 40	9,056 32 10,681 60	0 00 10,681 60
	225,000		12/27/06		242,718 75	229,304 03 227,342 25	13,414 72 16,376 50	0 00 15,376 50

2
0
0
9
Y
E
A
R
E
N
D
S
U
M
M
A
R
Y

CITI GLOBAL IMPACT FUNDING
Account Number 692-17594-18 643

Details of Long Term Gain (Loss) 2009 - continued

Reference number	Quantity	Security Description	Opening Trade Date	Closing Trade Date	Sale Proceeds	Original Cost Adjusted Cost	Original Gain/(Loss) Adjusted Gain/(Loss)	Ordinary Income Capital Gain/(Loss)
125000130	220,000	FEDERAL HOME LOAN BANK CONS BDS BOOK/ENTRY	10/18/07	03/26/09	\$ 236,500 00	\$ 219,643 60	\$ 16,856 40	\$ 0 00
	180,000	DTD 10/19/07	11/30/07	193,500 00	185,363 46	8,136 54	0 00	
		DUE 11/17/2017 RATE 5 000			184,779 00	8,721 00	8,721 00	
125000150	90,000	FEDERAL HOME LOAN MTG CORP GLOBAL DEBS BK/ENTRY	04/10/06	03/26/09	92,250 00	93,971 43	(1,721 43)	0 00
	200,000	DTD 9/16/1999	06/22/06	205,000 00	206,337 80	(1,337 80)	0 00	
		DUE 09/15/2009 RATE 6 625			200,980 00	4,020 00	4,020 00	
	540,000		06/23/06	553,500 00	556,615.26	(3,115 26)	0 00	
				542,575.80	10,924.20	10,924 20		
125000160	814,000	FEDERAL HOME LOAN MTG CORP GLOBAL DEBS-BK/ENTRY	09/20/07	03/26/09	875,050 00	842,546 98	32,503 02	0 00
		DTD 03/15/2001			830,654 44	44,395 58	44,395 56	
		DUE 03/15/2011 RATE 5 625						
125000180	55,000	FNMA PL#357748 DTD 04/01/2005	04/20/05	03/26/09	36,686 69	36,728 95	(42 26)	0 00
		DUE 04/01/2035 RATE 5 500				36,728 95	(42 26)	0 00
		YIELDS VARY DUE TO CHANGES IN PREPAYMENT SPEEDS SPECIFICS						
125000190	126,000	FNMA PL#823280 DTD 06/01/2005	02/07/06	03/26/09	89,922 07	85,534 36	4,387 71	0 00
		DUE 06/01/2035 RATE 5 500				85,534 36	4,387 71	0 00
		YIELDS VARY DUE TO CHANGES IN PREPAYMENT SPEEDS SPECIFICS						
125000200	45,000	FNMA PL#872349 DTD 05/01/2006	04/21/06	03/26/09	34,705 49	32,689 30	2,016 19	0 00
		DUE 05/01/2036 RATE 5 500				32,689 30	2,016 19	0 00
		YIELDS VARY DUE TO CHANGES IN PREPAYMENT SPEEDS SPECIFICS						
125000210	60,000	FNMA PL#878088 DTD 04/01/2006	12/05/07	03/26/09	46,462 06	45,488 75	973 31	0 00
		DUE 04/01/2036 RATE 5 500				45,488 75	973 31	0 00
		YIELDS VARY DUE TO CHANGES IN PREPAYMENT SPEEDS SPECIFICS						
125000220	190,000	FNMA PL#910581 DTD 01/01/2007	01/03/07	03/26/09	162,614 34	156,955 96	5,658 38	0 00
		DUE 01/01/2037 RATE 5 500				156,955 96	5,658 38	0 00
		YIELDS VARY DUE TO CHANGES IN PREPAYMENT SPEEDS SPECIFICS						
125000230	40,000	FNMA PL#938504 DTD 05/01/2007	05/02/07	03/26/09	32,501 09	31,381 80	1,119 29	0 00
		DUE 05/01/2037 RATE 5 500				31,381 80	1,119 29	0 00
		YIELDS VARY DUE TO CHANGES IN PREPAYMENT SPEEDS SPECIFICS						

2
0
0
9
Y
E
A
R
E
N
D
S
U
M
M
A
R
Y

CITI GLOBAL IMPACT FUNDING
Account Number 692-17594-18 643

Details of Long Term Gain (Loss) 2009 - continued

Reference number	Quantity	Security Description	Opening Trade Date	Closing Trade Date	Sale Proceeds	Original Cost Adjusted Cost	Original Gain/(Loss) Adjusted Gain/(Loss)	Ordinary Income Capital Gain/(Loss)
125000240	10,000	GENERAL ELEC CAP CORP MEDIUM TERN FRN NOTES-BK/ENTRY DTD 06/06/2005 DUE 06/15/2009 RATE 5 010	06/01/05	03/26/09	\$ 9,940 00	\$ 10,000 00 \$ 10,000 00	(\$ 60 00) (\$ 60 00)	\$ 0 00 (\$ 60 00)
125000280	40,000	J P MORGAN CHASE & CO NOTES BK/ENTRY DTD 10/04/2005 DUE 10/01/2015 RATE 5 150	12/11/07	03/26/09	35,000 00	38,783 60 38,783 60	(3,783 60) (3,783 60)	0 00 (3,783 60)
125000300	5,000	NATIONAL RURAL UTILITIES DTD 3/7/02	12/28/04	03/26/09	5,168 75	5,746 65 5,334 40	(577 90) (165 65)	0 00 (165 65)
	5,000	DUE 03/01/2012 RATE 7 250 YTM 5 969	03/11/05		5,168 75	5,710 25 5,326 30	(541 50) (157 65)	0 00 (157 55)
	20,000		03/03/06		20,675 00	21,869 40 20,984 80	(1,194 40) (309 80)	0 00 (309 80)
125000340	35,000	UNITED HEALTHCARE GROUP INC BK/ENTRY DTD 03/02/2006	02/28/06	03/26/09	35,087 50	35,077 35 35,031 50	10 15 66 00	0 00 56 00
	45,000	DUE 03/15/2011 RATE 5 250 YTM 5 113	04/04/07		45,112 50	45,191 25 45,099 45	(78 75) 13 05	0 00 13 05
125000350	10,000	VERIZON GLOBAL FDG CORP DTD 8/26/02	05/24/05	03/26/09	10,687 50	11,646 50 10,843 50	(959 00) (156 00)	0 00 (156 00)
	5,000	DUE 09/01/2012 RATE 7 375 YTM 5 153	11/14/05		5,343 75	5,531 75 5,291 90	(188 00) 51 85	0 00 51 85
	15,000		03/03/06		16,031 25	16,421 70 15,811 80	(390 45) 219 45	0 00 219 45
	5,000		03/21/06		5,343 75	5,474 65 5,272 60	(130 90) 71 16	0 00 71 15
	5,000		04/12/06		5,343 75	5,372 10 5,216 65	(28 35) 127 10	0 00 127 10
	70,000		04/16/07		74,812 50	76,616 40 74,424 70	(1,803 90) 387 80	0 00 387 80
	10,000		09/26/07		10,687 50	10,870 50 10,627 20	(183 00) 60 30	0 00 60 30
125000360	160,000	WACHOVIA CORP NOTES-BK/ENTRY DTD 10/23/2006 DUE 10/15/2011 RATE 5 300 YTM 6 053	08/27/07	03/26/09	157,200 00	159,411 20 159,411 20	(2,211 20) (2,211 20)	0 00 (2,211 20)
Total					\$ 4,870,128 14	\$ 4,860,837 98 \$ 4,813,244 48	\$ 9,290 16 \$ 56,883 66	\$ 3,693 25 \$ 23,143 33

2
0
0
9
Y
E
A
R
E
N
D
S
U
M
M
A
R
Y

Ref 00000825 00009012

CITI GLOBAL IMPACT FUNDING
Account Number 692-17598-14 643

Details of Earnings 2009

Dividends and Distributions, Section 1

Amounts displayed for dividends include dividend reinvestments, money fund earnings, accrued dividends received and dividends exempt from Federal income tax
"Total dividends" includes both Qualified and non-qualified dividends received.
"Total capital gain distributions" is a total of long term capital gain distributions, Unrecaptured Sec 1250 gain and Section 1202 gain

Reference number	Description	Total dividends	Qualified dividends	Short term capital gains	Total capital gain distributions	Unrecaptured Sec 1250 gain	Section 1202 gain	Alternative minimum tax
160000100	BANCORPSOUTH INC	\$ 270 38	\$ 270 38					
160000200	BELDEN INC	75 30	75 30					
160000300	KBR INC	53 80	53 80					
160000400	WHITNEY HOLDING CORP	412 20	412 20					
Totals		\$ 811 68	\$ 811 68					

Details of Long Term Gain (Loss) 2009

This section shows your sales of securities during the year. The "Sale Proceeds" column excludes any accrued income you may have received. In addition, although cash in lieu less than \$20 is not included on Form 1099-B (if applicable), it is included in this section. Please note, this material is being prepared for informational purposes only and should not be used for tax preparation without the assistance of your tax advisor.

Reference number	Quantity	Security Description	Opening Trade Date	Closing Trade Date	Sale Proceeds	Cost	(Loss)	Gain
125000010	2748	FIRST HORIZON NATL CORP CASH IN LIEU OF 27484 RECORD 12/12/08 PAY 01/01/09	Unavailable	01/01/09	\$ 2 88			
Total					\$ 2.88			

2
0
0
9
Y
E
A
R
E
N
D
S
U
M
M
A
R
Y

CITI GLOBAL IMPACT FUNDING

Account Number 692-17601-19 643

2
0
0
9
Y
E
A
R
E
N
D
S
U
M
M
A
R
Y

Details of Earnings 2009 *continued*

Dividends and Distributions, Section 1

Amounts displayed for dividends include dividend reinvestments, money fund earnings, accrued dividends received and dividends exempt from Federal income tax
"Total dividends" includes both Qualified and non-qualified dividends received
"Total capital gain distributions" is a total of long term capital gain distributions, Unrecaptured Sec. 1250 gain and Section 1202 gain

Reference number	Description	Total dividends	Qualified dividends	Short term capital gains	Total capital gain distributions	Unrecaptured Sec. 1250 gain	Section 1202 gain	Alternative minimum tax
160000100	WESTERN ASSET MONEY MARKET FUND CLASS A SHARES (EX)	\$ 8,975 68						
Totals		\$ 8,975 68						

Details of Short Term Gain (Loss) 2009

This section shows your sales of securities during the year. The "Sale Proceeds" column excludes any accrued income you may have received. In addition, although cash in lieu less than \$20 is not included on Form 1099-B (if applicable), it is included in this section. Please note, this material is being prepared for informational purposes only and should not be used for tax preparation without the assistance of your tax advisor. For additional information regarding this section see enclosed brochure

Reference number	Quantity	Security Description	Opening Trade Date	Closing Trade Date	Sale Proceeds	Original Cost Adjusted Cost	Original Gain/(Loss) Adjusted Gain/(Loss)	Ordinary Income Capital Gain/(Loss)
125000010	175.000	AT&T INC BOOK/ENTRY DTD 02/01/2008 DUE 02/01/2018 RATE 5.500	01/29/08	01/21/09	\$ 175,936.25	\$ 174,615.00 \$ 174,615.00	\$ 1,321.25 \$ 1,321.25	\$ 0.00 \$ 1,321.25
125000020	90.000	AT&T INC BOOK/ENTRY DTD 02/01/2008 DUE 02/01/2018 RATE 5.500	05/27/08	03/26/09	86,850.00	88,812.90 88,812.90	(1,962.90) (1,962.90)	0.00 (1,962.90)
125000030	35.000	BANK OF AMERICA CORP SUB NOTES BK/ENTRY-DTD 08/14/2006 DUE 08/15/2016 RATE 5.750 YTM 12.930	04/02/08	03/26/09	23,275.00	35,670.95 35,608.55	(12,395.95) (12,331.55)	0.00 (12,331.55)
125000060	45.000	CVS CAREMARK CORP DTD 05/25/07 DUE 06/01/2017 RATE 5.750 YTM 6.243	06/06/08	03/26/09	43,593.75	44,796.60 44,796.60	(1,202.85) (1,202.85)	0.00 (1,202.85)

CITI GLOBAL IMPACT FUNDING
Account Number 692-17601-19 643

Details of Short Term Gain (Loss) 2009 - continued

Reference number	Quantity	Security Description	Opening Trade Date	Closing Trade Date	Sale Proceeds	Original Cost Adjusted Cost	Original Gain/(Loss) Adjusted Gain/(Loss)	Ordinary Income Capital Gain/(Loss)
125000090	190,000	CONOCOPHILLIPS NOTES-BK/ENTRY DTD 10/13/2006 DUE 10/15/2016 RATE 5 625 YTM 5 239	06/26/08	03/26/09	\$ 194,512 50	\$ 193,482 70 \$ 183,235 70	\$ 1,029 80 \$ 1,276 80	\$ 0 00 \$ 1,276 80
125000120	285,000	FHLMC PL#A81268 DTD 08/01/2008 DUE 08/01/2038 RATE 6 000 YIELDS VARY DUE TO CHANGES IN PREPAYMENT SPEEDS SPECIFICS	07/22/08	03/26/09	238,850 94	228,903 57 228,903 57	9,947 37 9,947 37	0 00 0 00
125000130	705,000	FEDERAL HOME LOAN BANK CONS BDS BOOK/ENTRY DTD 10/19/07 DUE 11/17/2017 RATE 5 000	08/13/08	03/26/09	757,875 00	723,779 79 722,766 00	34,095 21 35,109 00	0 00 35,109 00
125000140	1,610,000	FEDERAL HOME LOAN BANK CONS BDS BOOK/ENTRY DTD 08/01/08 DUE 09/06/2013 RATE 4 000	07/31/08	03/26/09	1,702,575 00	1,604,252 30 1,604,252 30	98,322 70 98,322 70	0 00 98,322 70
125000170	495,000	FNMA PL#257262 DTD 06/01/2008 DUE 07/01/2038 RATE 5 500 YIELDS VARY DUE TO CHANGES IN PREPAYMENT SPEEDS SPECIFICS	05/09/08	03/26/09	465,559 19	456,280 59 456,280 59	9,278 60 9,278 60	0 00 0 00
125000250	360,000	GENERAL ELECTRIC CAPITAL CORP BOOK ENTRY DTD 04/21/08 DUE 05/01/2013 RATE 4 800	05/21/08	01/21/09	354,096 00	363,880 80 363,391.20	(9,784 80) (8,295 20)	0 00 (9,295 20)
125000260	545,000	GENERAL ELECTRIC CAPITAL CORP BOOK ENTRY DTD 04/21/08 DUE 05/01/2013 RATE 4 800	05/21/08	03/26/09	510,937 50	550,875 10 549,948 60	(39,937 60) (39,011 10)	0 00 (39,011 10)
125000270	530,000 10,000	GLAXOSMITHKLINE CAP DTD 05/13/2008 DUE 05/15/2018 RATE 5 650 YTM 5 508	11/21/08 12/08/08	03/26/09	535,300 00 10,100 00	503,489 40 503,489.40 9,782.60 9,782 60	31,810 60 31,810 60 317 40 317 40	689 00 31,121.60 0 00 317 40
125000280	329 000 160,000	KROGER CO BOOK/ENTRY DTD 11/25/2008 DUE 01/15/2014 RATE 7 500	11/19/08 01/08/09	03/26/09	359,432 50 174,800 00	329,223 72 329,197.40 175,374 40 174,789 80	30,208 78 30,235 10 (574 40) 30 40	0 00 30,235.10 0 00 30 40

2
0
9
Y
E
A
R
E
N
D
S
U
M
M
A
R
Y

Corrected Copy as of 03/31/10
Ref 00009478 00244518

CITI GLOBAL IMPACT FUNDING
Account Number 692-17601-19 643

Details of Short Term Gain (Loss) 2009 - continued

Reference number	Quantity	Security Description	Opening Trade Date	Closing Trade Date	Sale Proceeds	Original Cost Adjusted Cost	Original Gain/(Loss) Adjusted Gain/(Loss)	Ordinary Income Capital Gain/(Loss)
125000300	295,000	PNC FUNDING CORP FDIC/TGLP BOOK/ENTRY DTD 12/22/2008 DUE 06/22/2012 RATE 2.300	12/17/08	03/26/09	\$ 296,475 00	\$ 294,654 85 \$ 294,654 85	\$ 1,820 15 \$ 1,820 15	\$ 0 00 \$ 1,820 15
	45,000		12/18/08		45,225 00	45,382 50 45,352 80	(157 50) (127 80)	0 00 (127 80)
125000310	943,000	U S TREASURY NOTES SER E-2017 DTD 08/15/2007 DUE 08/15/2017 RATE 4.750 YIELD 2.564MTY	01/21/09	03/26/09	1,097,710 94	1,106,776 35 1,103,922 95	(9,065 41) (6,212 01)	0 00 (6,212 01)
125000320	765,000	U S TREASURY NOTES SER S-2013 DTD 11/30/2008 DUE 11/30/2013 RATE 2.000 YIELD 1.686MTY	01/21/09	03/26/09	775,757 81	781,647 29 781,095 60	(5,889 48) (5,337 79)	0 00 (5,337 79)
125000330	134,000	UNITED HEALTHCARE GROUP INC BK/ENTRY DTD 03/02/2006	06/16/08	03/26/09	134,335 00	132,562 18 132,562 18	1,772 82 1,772 82	392 62 1,380 20
	300,000	DUE 03/15/2011 RATE 5.250 YTM 5.113	09/04/08		300,750 00	299,709 00 289,709 00	1,041 00 1,041 00	0 00 1,041 00
125000340	155,000	VERIZON GLOBAL FDG CORP DTD 8/26/02 DUE 09/01/2012 RATE 7.375 YTM 5.153	04/17/08	03/26/09	165,656 25	170,107 85 167,107 05	(4,451 60) (1,450 80)	0 00 (1,450 80)
125000360	120,000	WAL MART STORES INC GLOBAL NOTES-BK/ENTRY DTD 06/09/2005	12/12/08	03/26/09	123,150 00	122,685 60 122,186 40	464 40 963 60	0 00 963 60
	210,000	DUE 07/01/2010 RATE 4.125	01/09/09		215,512 50	217,005 60 215,989 20	(1,493 10) (476 70)	0 00 (476 70)
125000370	405,000	WELLS FARGO CO DTD 01/31/08 DUE 01/31/2013 RATE 4.375 YTM 4.917	05/19/08	01/21/09	397,094 40	402,116 40 402,116 40	(5,022 00) (5,022 00)	0 00 (5,022 00)
125000380	520,000	WELLS FARGO CO DTD 01/31/08	05/19/08	03/26/09	482,950 00	516,297 60 516,297 60	(33,347 60) (33,347 60)	0 00 (33,347 60)
	20,000	DUE 01/31/2013 RATE 4.375 YTM 6.503	06/12/08		18,575 00	19,322 80 19,322 80	(747 80) (747 80)	0 00 (747 80)
Total					\$ 9,686,885 53	\$ 9,591,488 44 \$ 9,580,164 84	\$ 95,397 09 \$ 106,720 69	\$ 1,081 62 \$ 86,413 10

2009 YEAR END SUMMARY

CITI GLOBAL IMPACT FUNDING
Account Number 692-17601-19 643

Details of Long-Term Gain (Loss) 2009

This section shows your sales of securities during the year. The "Sale Proceeds" column excludes any accrued income you may have received. In addition, although cash in lieu less than \$20 is not included on Form 1099-B (if applicable), it is included in this section. Please note, this material is being prepared for informational purposes only and should not be used for tax preparation without the assistance of your tax advisor. For additional information regarding this section see enclosed brochure.

Reference number	Quantity	Security Description	Opening Trade Date	Closing Trade Date	Sale Proceeds	Original Cost Adjusted Cost	Original Gain/(Loss) Adjusted Gain/(Loss)	Ordinary Income Capital Gain/(Loss)
125000020	430,000	AT&T INC BOOK/ENTRY DTD 02/01/2008 DUE 02/01/2018 RATE 5.500	01/29/08	03/26/09	\$ 414,950.00	\$ 429,054.00 \$ 428,054.00	(\$ 14,104.00) (\$ 14,104.00)	\$ 0.00 (\$ 14,104.00)
125000030	685,000	BANK OF AMERICA CORP SUB NOTES BK/ENTRY-DTD 08/14/2006	06/05/07	03/26/09	455,525.00	680,835.20 680,835.20	(225,310.20) (225,310.20)	0.00 (225,310.20)
	95,000	DUE 08/15/2016 RATE 5.750 YTM 12.930	12/11/07		63,175.00	95,280.25 95,246.05	(32,105.25) (32,071.05)	0.00 (32,071.05)
	110,000		02/08/08		73,150.00	113,163.60 112,811.60	(40,013.60) (39,661.60)	0.00 (39,661.60)
125000040	350,000	BELLSOUTH TELECOMMUNICATION DTD 09/13/2004	05/02/06	03/26/09	349,562.50	335,993.00 335,993.00	13,569.50 13,569.50	11,938.50 1,631.00
	35,000	DUE 09/15/2009 RATE 4.200 YTM 4.472	08/07/06		34,956.25	33,658.10 33,658.10	1,298.15 1,298.15	1,128.05 170.10
	125,000		04/12/07		124,843.75	122,177.50 122,177.50	2,666.25 2,666.25	2,256.25 410.00
125000050	398,000	CVS CAREMARK CORP DTD 05/25/07 DUE 06/01/2017 RATE 5.750 YTM 5.822	08/20/07	01/21/09	396,093.58	386,585.36 386,585.36	9,508.22 9,508.22	1,273.60 8,234.62
125000060	317,000	CVS CAREMARK CORP DTD 05/25/07	08/20/07	03/26/09	307,093.75	307,908.44 307,908.44	(814.69) (814.69)	0.00 (814.69)
	180,000	DUE 06/01/2017 RATE 5.750 YTM 6.243	02/06/08		174,375.00	187,160.40 186,454.80	(12,785.40) (12,079.80)	0.00 (12,079.80)
125000070	420,000	CITIBANK CREDIT CARD DTD 02/25/99	03/29/06	03/10/09	420,000.00	428,186.72 428,186.72	(8,186.72) (8,186.72)	0.00 0.00
	80,000	EXP MTY 03/10/2009 DUE 03/10/2011 RATE 5.875	10/23/06		80,000.00	81,137.50 81,137.50	(1,137.50) (1,137.50)	0.00 0.00
125000080	370,000	CONOCOPHILLIPS NOTES-BK/ENTRY DTD 10/13/2006 DUE 10/15/2016 RATE 5.625 YTM 5.161	10/10/06	01/21/09	380,785.50	369,970.40 369,970.40	10,815.10 10,815.10	0.00 10,815.10

2
0
0
9
Y
E
A
R
E
N
D
S
U
M
M
A
R
Y

CITI GLOBAL IMPACT FUNDING
Account Number 692-17601-19 643

Details of Long Term Gain (Loss) 2009 continued

Reference number	Quantity	Security Description	Opening Trade Date	Closing Trade Date	Sale Proceeds	Original Cost Adjusted Cost	Original Gain/(Loss) Adjusted Gain/(Loss)	Ordinary Income Capital Gain/(Loss)
125000090	70,000	CONOCOPHILLIPS NOTES-BK/ENTRY DTD 10/13/2006	10/10/06	03/26/09	\$ 71,662 50	\$ 69,994 40	\$ 1,668 10	\$ 0 00
	35,000	DUE 10/15/2016 RATE 5 625 YTM 5 239	03/05/07		35,831 25	35,917 00	(85 75)	0 00
	60,000		07/12/07		61,425 00	58,622 40	2,802 60	204 60
	165,000		09/17/07		168,918 75	164,079 30	4,839 45	0 00
						164,079 30	4,839 45	4,839 45
125000100	1,611,000	FHLMC PL#A64142 DTD 08/01/2007 DUE 08/01/2037 RATE 6 000 YIELDS VARY DUE TO CHANGES IN PREPAYMENT SPEEDS SPECIFICS	07/10/07	03/26/09	1,360,316 42	1,289,609 34	70,707 08	0 00
						1,289,609 34	70,707 08	0 00
125000110	265,000	FHLMC PL#1G0731 DTD 02/01/2006 DUE 02/01/2036 RATE 5 391 YIELD 5 43 9 95 YR AVG LIFE YIELDS VARY DUE TO CHANGES IN	09/21/06	03/26/09	165,213 32	165,674 17	(460 85)	0 00
						165,674 17	(460 85)	0 00
125000130	175,000	FEDERAL HOME LOAN BANK CONS 8DS BOOK/ENTRY	10/18/07	03/26/09	188,125 00	174,716 50	13,408 50	0 00
	325,000	DTD 10/19/07	10/29/07		349,375 00	328,650 73	20,724 27	0 00
	500,000	DUE 11/17/2017 RATE 5 000	11/30/07		537,500 00	514,898 50	22,601 50	0 00
						514,898 50	22,601 50	24,225 00
						514,898 50	22,601 50	24,225 00
125000150	340,000	FEDERAL HOME LOAN MTG CORP GLOBAL DEBS BK/ENTRY	09/28/06	03/26/09	348,500 00	356,078 60	(7,578 60)	0 00
	850,000	DTD 9/16/1999 DUE 09/15/2009 RATE 6 625	12/18/07		871,250 00	342,679 20	5,820 80	5,820 80
						889,815 70	(18,565 70)	0 00
						889,815 70	(18,565 70)	10,302 00
						889,815 70	(18,565 70)	10,302 00
125000160	2,608,000	FEDERAL HOME LOAN MTG CORP GLOBAL DEBS-BK/ENTRY DTD 03/15/2001 DUE 03/15/2011 RATE 5 625	09/20/07	03/26/09	2,803,600 00	2,699,462 56	104,137 44	0 00
						2,699,462 56	104,137 44	142,240 32
						2,699,462 56	104,137 44	142,240 32
125000180	480,000	FNMA PL#357748 DTD 04/01/2005 DUE 04/01/2035 RATE 5 500 YIELDS VARY DUE TO CHANGES IN PREPAYMENT SPEEDS SPECIFICS	04/20/05	03/26/09	320,174 71	320,543 88	(369 17)	0 00
						320,543 88	(369 17)	0 00
125000190	131,000	FNMA PL#745418 DTD 03/01/2006 DUE 04/01/2036 RATE 5 500 YIELDS VARY DUE TO CHANGES IN PREPAYMENT SPEEDS SPECIFICS	03/15/06	03/26/09	96,147 40	91,501 98	4,645 42	0 00
						91,501 98	4,645 42	0 00

2
0
0
9
Y
E
A
R
E
N
D
S
U
M
M
A
R
Y

Corrected Copy as of 03/31/10
Ref 00009478 00244521

CITI GLOBAL IMPACT FUNDING

Account Number 692-17601-19 643

Details of Long Term Gain (Loss) 2009 - continued

Reference number	Quantity	Security Description	Opening Trade Date	Closing Trade Date	Sale Proceeds	Original Cost Adjusted Cost	Original Gain/(Loss) Adjusted Gain/(Loss)	Ordinary Income Capital Gain/(Loss)
125000200	545,314	FNMA PL#823280 DTD 06/01/2005 DUE 06/01/2035 RATE 5 500 YIELDS VARY DUE TO CHANGES IN PREPAYMENT SPEEDS SPECIFICS	02/07/06	03/26/09	\$ 389,172 73	\$ 370,183 14 \$ 370,183 14	\$ 18,989 59 \$ 18,989 59	\$ 0 00 \$ 0 00
125000210	226,188	FNMA PL#872292 DTD 04/01/2006 DUE 05/01/2036 RATE 5 500 YIELDS VARY DUE TO CHANGES IN PREPAYMENT SPEEDS SPECIFICS	06/07/06	03/26/09	169,442 01	157,996 75 157,996 75	11,445 26 11,445 26	0 00 0 00
125000220	172,540	FNMA PL#878088 DTD 04/01/2006 DUE 04/01/2036 RATE 5 500 YIELDS VARY DUE TO CHANGES IN PREPAYMENT SPEEDS SPECIFICS	12/05/07	03/26/09	133,609 39	130,810 58 130,810 58	2,798 81 2,798 81	0 00 0 00
125000230	465,000	FNMA PL#915957 DTD 04/01/2007 DUE 04/01/2037 RATE 5 500 YIELDS VARY DUE TO CHANGES IN PREPAYMENT SPEEDS SPECIFICS	03/12/07	03/26/09	386,612 60	373,768 23 373,768 23	12,844 37 12,844 37	0 00 0 00
125000240	105,000	GENERAL ELEC CAP CORP MEDIUM TERN FRN NOTES-BK/ENTRY DTD 06/06/2005 DUE 06/15/2009 RATE 5 010	06/01/05	03/26/09	104,370 00	105,000 00 105,000 00	(630 00) (630 00)	0 00 (630 00)
125000290	5,000	NATIONAL RURAL UTILITIES DTD 3/7/02	10/22/04	03/26/09	5,168 75	5,822 90 5,359 75	(654 15) (191 00)	0 00 (191 00)
	30,000	DUE 03/01/2012 RATE 7 250 YTM 5 969	12/28/04		31,012 50	34,479 90 32,006 40	(3,467 40) (893 80)	0 00 (993 90)
	20,000		02/15/05		20,675 00	23,293 00 21,491 80	(2,618 00) (816 80)	0 00 (816 80)
	25,000		04/12/05		25,843 75	28,487 25 28,819 00	(2,643 50) (775 25)	0 00 (775 25)
	120,000		03/03/06		124,050 00	131,216 40 125,908 80	(7,166 40) (1,858 80)	0 00 (1,858 80)
125000330	215,000	UNITED HEALTHCARE GROUP INC BK/ENTRY DTD 03/02/2006	02/28/06	03/26/09	215,537 50	215,475 15 215,193 60	62 35 344 00	0 00 344 00
	115,000	DUE 03/15/2011 RATE 5 250 YTM 5 113	04/04/07		115,287 50	115,488 75 115,254 15	(201 25) 33 35	0 00 33 35

2
0
0
9

Y
E
A
R

E
N
D

S
U
M
M
A
R
Y

Corrected Copy as of 03/31/10
Ref 00009478 00244522

CITI GLOBAL IMPACT FUNDING
Account Number 692-17601-19 643

Details of Long Term Gain (Loss) 2009 continued

Reference number	Quantity	Security Description	Opening Trade Date	Closing Trade Date	Sale Proceeds	Original Cost Adjusted Cost	Original Gain/(Loss) Adjusted Gain/(Loss)	Ordinary Income Capital Gain/(Loss)
125000340	85,000	VERIZON GLOBAL FDG CORP DTD 8/26/02	05/24/05	03/26/09	\$ 90,843.75	\$ 98,995.25 \$ 92,189.75	(\$ 8,151.50) (\$ 1,326.00)	\$ 0.00 (\$ 1,326.00)
	10,000	DUE 09/01/2012 RATE 7.375 YTM 5.153	11/14/05		10,687.50	11,063.50 10,583.80	(376.00) 103.70	0.00 103.70
	100,000		03/03/06		106,875.00	109,478.00 105,412.00	(2,603.00) 1,483.00	0.00 1,463.00
	40,000		06/21/06		42,750.00	42,417.60 41,447.80	332.40 1,302.40	0.00 1,302.40
	220,000		04/16/07		235,125.00	240,794.40 233,908.20	(5,669.40) 1,218.80	0.00 1,218.80
	40,000		09/26/07		42,750.00	43,482.00 42,508.80	(732.00) 241.20	0.00 241.20
125000350	665,000	WACHOVIA CORP NOTES-BK/ENTRY DTD 10/23/2006 DUE 10/15/2011 RATE 5.300 YTM 6.053	08/27/07	03/26/09	653,362.50	662,552.80 682,552.80	(9,190.30) (8,190.30)	0.00 (9,190.30)
Total					\$ 13,556,726.16	\$ 13,631,481.13 \$ 13,616,178.97	(\$ 75,755.97) \$ 40,548.19	\$ 16,801.00 (\$ 87,529.10)

Details of Accrued Income 2009

This section shows your accrued income paid or received as a result of purchases and sales

Reference number	Transaction Description	Trade Date	Interest Paid	Interest Received
120000100	AT&T INC BOOK/ENTRY DTD 02/01/2008 DUE 02/01/2018 RATE 5.500	01/21/09		\$ 4,678.82
120000200	AT&T INC BOOK/ENTRY DTD 02/01/2008 DUE 02/01/2018 RATE 5.500	03/26/09		4,766.67
120000300	BANK OF AMERICA CORP SUB NOTES BK/ENTRY-DTD 08/14/2006 DUE 08/15/2016 RATE 5.750	03/26/09		6,796.18

2
0
0
9
Y
E
A
R
E
N
D
S
U
M
M
A
R
Y

Ref 00000841 00009151

CITI GLOBAL IMPACT FUNDING
Account Number 692-72493-15 643

Details of Earnings 2009 - continued

Dividends and Distributions, Section 2

Reference number	Description	Nondividend distributions	Foreign tax paid	Cash liquidation distributions	Non cash liquidation distributions	Investment expense	NRA Withholding
160030700	*** VINCI S A ADR THIS AMOUNT INCLUDES TAXES PAID TO A FOREIGN GOVERNMENT A PORTION OF THIS INCOME HAS BEEN RECLASSIFIED		\$ 161 96				
160030800	*** VIVENDI SA SPONSORED ADR FRANCE THIS AMOUNT INCLUDES TAXES PAID TO A FOREIGN GOVERNMENT A PORTION OF THIS INCOME HAS BEEN RECLASSIFIED		296 65				
Totals		\$ 1,688 97	\$ 21,306 17				

2
0
0
9
Y
E
A
R
E
N
D
S
U
M
M
A
R
Y

Details of Additional Summary Information 2009

12-B1

Rebate Payments

The following details show how we derived 12-B1 rebate payments.

Reference number	Description	Amount	Federal Income tax withheld	NRA tax withheld
246000100	WESTERN ASSET MONEY MARKET FUND CLASS A SHARES (EX)	\$ 179 29		
246000200	WESTERN ASSET MONEY MARKET FUND CLASS A	217 03		
Totals		\$ 396 32		

Details of Short Term Gain (Loss) 2009

This section shows your sales of securities during the year. The "Sale Proceeds" column excludes any accrued income you may have received. In addition, although cash in lieu less than \$20 is not included on Form 1099-B (if applicable), it is included in this section. Please note, this material is being prepared for informational purposes only and should not be used for tax preparation without the assistance of your tax advisor.

Reference number	Quantity	Security Description	Opening Trade Date	Closing Trade Date	Sale Proceeds	Cost	(Loss)	Gain
125000010	227	AMDOCS LTD	10/10/08	02/10/09	\$ 4,171 10	\$ 5,440 65	(\$ 1,269 55)	

CITI GLOBAL IMPACT FUNDING
Account Number 692-72493-15 643

Details of Short Term Gain (Loss) 2009 : continued

Reference number	Quantity	Security Description	Opening Trade Date	Closing Trade Date	Sale Proceeds	Cost	(Loss)	Gain
125000020	450	AMDOCS LTD	10/10/08	03/24/09	\$ 7,839 04	\$ 10,785 42	(\$ 2,946 38)	
	171		11/05/08		2,978 83	4,116 46	(1,137.63)	
125000030	397	AMDOCS LTD Morgan Stanley Smith Barney LLC acted as your agent in this transaction	11/05/08	06/24/09	8,068 66	9,556 94	(1,488 28)	
125000040	2	AMDOCS LTD MorganStanley SmithBarney LLC acted as your agent in this transaction	11/05/08	10/20/09	51 77	48 15		3 62
125000050	2	AMDOCS LTD MorganStanley SmithBarney LLC acted as your agent in this transaction	11/05/08	10/27/09	49 99	48 15		1 84
125000060	98	AMDOCS LTD MorganStanley SmithBarney LLC acted as your agent in this transaction	11/05/08	11/05/09	2,639 68	2,359 14		280 54
125000120	123	BUNGE LIMITED	12/30/08	04/06/09	7,186 84	6,084 22		1,102 62
125000130	47	BUNGE LIMITED MorganStanley SmithBarney LLC acted as your agent in this transaction	12/30/08	10/20/09	3,142 33	2,324 86		817 47
125000140	4	BUNGE LIMITED MorganStanley SmithBarney LLC acted as your agent in this transaction	12/30/08	12/08/09	250 51	197 86		52 65
125000150	236	BUNGE LIMITED MorganStanley SmithBarney LLC acted as your agent in this transaction	12/30/08	12/17/09	14,928 69	11,673 79		3 254 90
125000160	287	COOPER INDUSTRIES PLC DUBLIN-USD MorganStanley SmithBarney LLC acted as your agent	12/30/08	12/07/09	12,729 07	8,216 15		4,512 92

2
0
0
9

Y
E
A
R

E
N
D

S
U
M
M
A
R
Y

Ref 00000841 00009153

CITI GLOBAL IMPACT FUNDING
Account Number 692-72493-15 643

Details of Short Term Gain (Loss) 2009 - continued

Reference number	Quantity	Security Description	Opening Trade Date	Closing Trade Date	Sale Proceeds	Cost	(Loss)	Gain
125000170	7	COOPER INDUSTRIES PLC DUBLIN-USD Morgan Stanley Smith Barney LLC acted as your agent	12/30/08	12/08/09	\$ 303.37	\$ 200.39		\$ 102.98
125000180	66	COOPER INDS LTD CL A NEW (BERMUDA)	12/30/08	04/06/09	1,781.99	1,889.43	(107.44)	
125000190	30	COOPER INDS LTD CL A NEW (BERMUDA) Morgan Stanley Smith Barney LLC acted as yo	12/30/08	06/12/09	1,024.47	858.83		165.64
125000200	22	EVEREST REINSURANCE GP LTD	12/30/08	02/10/09	1,376.09	1,667.84	(291.75)	
125000210	48	EVEREST REINSURANCE GP LTD	12/30/08	04/06/09	3,588.93	3,638.92	(49.99)	
125000220	82	EVEREST REINSURANCE GP LTD Morgan Stanley Smith Barney LLC acted as your agent in this transaction	12/30/08	10/16/09	7,493.43	6,216.48		1,276.95
125000230	166 27	EVEREST REINSURANCE GP LTD Morgan Stanley Smith Barney LLC acted as your agent in this transaction	12/30/08 04/30/09	10/30/09	14,520.29 2,361.73	12,584.59 2,024.46		1,935.70 337.27
125000240	253	NOBLE CORP- NEW (CAYMAN ISLANDS)	12/30/08	02/10/09	6,696.87	5,469.84		1,227.03
125000250	22	PARTNERRE LTD -BMD	12/30/08	02/10/09	1,430.65	1,534.21	(103.56)	
125000260	738	PARTNERRE LTD -BMD	12/30/08	03/25/09	44,529.93	51,465.76	(6,935.83)	
125000270	6	SEAGATE TECHNOLOGY -USD Morgan Stanley Smith Barney LLC acted as your agent	07/28/09	10/27/09	92.23	75.12		17.11
125000280	12	SEAGATE TECHNOLOGY -USD Morgan Stanley Smith Barney LLC acted as your agent	07/28/09	12/08/09	197.27	150.25		47.02
125000290	698	WEATHERFORD INTL LTD NEW (BERMUDA)	12/30/08	02/10/09	7,687.72	7,262.34		425.38
125000300	153	ACE LIMITED	12/30/08	02/05/09	6,634.50	7,954.68	(1,320.18)	
125000310	351	ACE LIMITED	12/30/08	02/09/09	15,796.21	18,248.98	(2,452.77)	
125000320	42	ACE LIMITED	12/30/08	04/06/09	1,827.48	2,183.64	(356.16)	

2
0
0
9
Y
E
A
R
E
N
D
S
U
M
M
A
R
Y

Ref 0000841 00009154

CITI GLOBAL IMPACT FUNDING
Account Number 692-72493-15 643

Details of Short Term Gain (Loss) 2009 - continued

Reference number	Quantity	Security Description	Opening Trade Date	Closing Trade Date	Sale Proceeds	Cost	(Loss)	Gain
125000330	23	ACE LIMITED Morgan Stanley Smith Barney LLC acted as your agent in this transaction	12/30/08	10/20/09	\$ 1,261 54	\$ 1,195 80		\$ 65 74
125000340	8	ACE LIMITED Morgan Stanley Smith Barney LLC acted as your agent in this transaction	12/30/08	10/27/09	427 06	415 93		11 13
125000350	18	ACE LIMITED Morgan Stanley Smith Barney LLC acted as your agent in this transaction	12/30/08	12/08/09	885 61	935 85	(50 24)	
125000360	39	ALCON INC	12/30/08	04/06/09	3,663 63	3,349 06		314 57
125000370	4	ALCON INC Morgan Stanley Smith Barney LLC acted as your agent in this transaction	12/30/08	10/27/09	574 58	343,49		231 09
125000380	4	ALCON INC Morgan Stanley Smith Barney LLC acted as your agent in this transaction	12/30/08	12/08/09	652 94	343 49		309 45
125000390	700	WEATHERFORD INTERNATIONAL LTD.-CHF	12/30/08	04/06/09	8,805 95	7,283 15		1,522 80
125000400	301	WEATHERFORD INTERNATIONAL LTD.-CHF Morgan Stanley Smith Barney LLC acted as your agent in this transaction	12/30/08	06/12/09	6,790 89	3,131 75		3,659 14
125000410	210	NOBLE CORPORATION-CHF	12/30/08	04/06/09	5,334 39	4,540 18		794 21
125000420	283	NOBLE CORPORATION-CHF Morgan Stanley Smith Barney LLC acted as your agent in this transaction	12/30/08	06/22/09	8,870 97	6,118 43		2,752 54
125000430	67	NOBLE CORPORATION-CHF Morgan Stanley Smith Barney LLC acted as your agent in this transaction	12/30/08	07/06/09	1,906 23	1,448 53		457 70

2
0
0
9

Y
E
A
R

E
N
D

S
U
M
M
A
R
Y

.Ref 00000841 00009155

CITI GLOBAL IMPACT FUNDING
Account Number 692-72493-15 643

Details of Short Term Gain (Loss) 2009 - continued

Reference number	Quantity	Security Description	Opening Trade Date	Closing Trade Date	Sale Proceeds	Cost	(Loss)	Gain
125000440	3	NOBLE CORPORATION-CHF MorganStanley SmithBarney LLC acted as your agent in this transaction	12/30/08	10/27/09	\$ 129 20	\$ 64 86		\$ 64 34
125000450	10	NOBLE CORPORATION-CHF MorganStanley SmithBarney LLC acted as your agent in this transaction	12/30/08	12/08/09	394 08	216 20		177 88
125000460	21	NOBLE CORPORATION-CHF MorganStanley SmithBarney LLC acted as your agent in this transaction	12/30/08	12/15/09	873 36	454 02		419 34
125000470	210	TRANSOCEAN LTD SWITZERLAND NEW	09/19/08	02/10/09	12,260 78	26,084 39	(13,823 61)	
125000480	252	TRANSOCEAN LTD SWITZERLAND NEW	09/19/08	04/06/09	15,993 85	31,301 28	(15,307 43)	
125000490	60	TRANSOCEAN LTD SWITZERLAND NEW Morgan Stanley Smi th Barney LLC acted as yo	09/19/08	06/12/09	4,969 82	7,452.68	(2,482 86)	
125000520	6	TYCO ELECTRONICS LTD MorganStanley SmithBarney LLC acted as your agent in this transaction	07/21/09	10/27/09	133 25	116 62		16 63
125000530	61	CHECK POINT SOFTWARE TECH	12/30/08	02/10/09	1,390 18	1,153 77		236 41
125000540	575	CHECK POINT SOFTWARE TECH	12/30/08	03/30/09	12,415 33	10,875 72		1,539 61
125000550	155	CHECK POINT SOFTWARE TECH	12/30/08	04/06/09	3,563 59	2,931 72		631 87
125000560	370	CHECK POINT SOFTWARE TECH Morgan Stanley Smi th Barney LLC acted as yo ur agent in this transa	12/30/08	07/09/09	8,261 88	6,998 29		1,263 59
125000570	2,152	QIAGEN-EUR	12/30/08	03/18/09	34,211 22	37,251 12	(3,039 90)	
125000580	23	QIAGEN-EUR MorganStanley SmithBarney LLC acted as your agent in this transaction	12/30/08	10/27/09	496 78	398 13		98 65
125000600	195	AFLAC INC	12/30/08	03/23/09	3,923 99	8,778 26	(4,854 27)	

2
0
0
9

Y
E
A
R

E
N
D

S
U
M
M
A
R
Y

Ref 00000841 00009156

CITI GLOBAL IMPACT FUNDING
Account Number 692-72493-15 643

Details of Short Term Gain (Loss) 2009 - continued

Reference number	Quantity	Security Description	Opening Trade Date	Closing Trade Date	Sale Proceeds	Cost	(Loss)	Gain
125000610	31	AFLAC INC Morgan Stanley Smith Barney LLC acted as your agent in this transaction	12/30/08	06/12/09	\$ 1,017.87	\$ 1,395.52	(\$ 377.65)	
125000620	18	AFLAC INC Morgan Stanley Smith Barney LLC acted as your agent in this transaction	12/30/08	10/27/09	766.78	810.30	(43.52)	
125000630	26	AFLAC INC Morgan Stanley Smith Barney LLC acted as your agent in this transaction	12/30/08	12/08/09	1,190.84	1,170.43		20.41
125000640	75	ABBOTT LABORATORIES	04/28/08	02/10/09	4,168.02	3,890.90		277.12
125000650	412	ACTEL CORP Morgan Stanley Smith Barney LLC acted as your agent in this transaction	12/30/08	09/25/09	4,786.20	4,799.43	(13.23)	
125000660	1,007	ACTIVISION BLIZZARD INC	07/11/08	02/10/09	9,637.94	16,261.59	(6,623.65)	
125000670	1,478	ACTIVISION BLIZZARD INC	07/11/08	04/06/09	15,832.25	23,867.56	(8,035.31)	
125000680	59	ACTIVISION BLIZZARD INC	07/11/08	06/12/09	763.02	952.76	(189.74)	
	19	Morgan Stanley Smith Barney LLC acted as your agent in this transaction	07/14/08		245.72	314.29	(68.57)	
125000690	55	ACTIVISION BLIZZARD INC Morgan Stanley Smith Barney LLC acted as your agent in this transaction	12/30/08	10/30/09	597.15	464.75		132.40
125000700	1,567	ACTIVISION BLIZZARD INC Morgan Stanley Smith Barney LLC acted as your agent in this transaction	12/30/08	12/23/09	17,471.60	13,241.15		4,230.45
125000710	34	ACTUANT CORP CLASS A Morgan Stanley Smith Barney LLC acted as your agent in this transaction	12/30/08	10/20/09	564.43	605.52	(41.09)	

2
0
9
Y
E
A
R
E
N
D
S
U
M
M
A
R
Y

Ref 00000841 00009157

CITI GLOBAL IMPACT FUNDING
Account Number 692-72493-15 643

Details of Short Term Gain (Loss) 2009: *continued*

Reference number	Quantity	Security Description	Opening Trade Date	Closing Trade Date	Sale Proceeds	Cost	(Loss)	Gain
125000720	16	ACTUANT CORP CLASS A Morgan Stanley Smith Barney LLC acted as your agent in this transaction	12/30/08	10/27/09	\$ 265.75	\$ 284.95	(\$ 19.20)	
125000730	9	ACTUANT CORP CLASS A Morgan Stanley Smith Barney LLC acted as your agent in this transaction	12/30/08	12/08/09	147.77	160.29	(12.52)	
125000740	27	ACTUANT CORP CLASS A Morgan Stanley Smith Barney LLC acted as your agent in this transaction	12/30/08	12/15/09	479.50	480.86	(1.36)	
125000750	26	ACXIOM CORP Morgan Stanley Smith Barney LLC acted as your agent in this transaction	12/30/08	10/20/09	256.87	196.82		60.05
125000760	10	ACXIOM CORP Morgan Stanley Smith Barney LLC acted as your agent in this transaction	12/30/08	10/27/09	98.59	75.70		22.89
125000770	15	ACXIOM CORP Morgan Stanley Smith Barney LLC acted as your agent in this transaction	12/30/08	12/08/09	183.44	113.55		69.89
125000780	33	ACXIOM CORP Morgan Stanley Smith Barney LLC acted as your agent in this transaction	12/30/08	12/15/09	431.95	249.81		182.14
125000790	380	ADOBE SYSTEMS INC (DE)	02/19/09	04/06/09	8,770.35	7,582.67		1,187.68
125000800	133	ADOBE SYSTEMS INC (DE) Morgan Stanley Smith Barney LLC acted as your agent in this transaction	02/19/09	06/12/09	4,004.56	2,653.94		1,350.62
125000810	16	ADOBE SYSTEMS INC (DE) Morgan Stanley Smith Barney LLC acted as your agent in this transaction	02/19/09	10/27/09	542.74	319.27		223.47

2
0
0
9

Y
E
A
R

E
N
D

S
U
M
M
A
R
Y

CITI GLOBAL IMPACT FUNDING
Account Number 692-72493-15 643

2
0
0
9

Y
E
A
R

E
N
D

S
U
M
M
A
R
Y

Details of Short Term Gain (Loss) 2009 : continued

Reference number	Quantity	Security Description	Opening Trade Date	Closing Trade Date	Sale Proceeds	Cost	(Loss)	Gain
125000820	7	ADOBE SYSTEMS INC (DEI) MorganStanley SmithBarney LLC acted as your agent in this transaction	02/19/09	12/08/09	\$ 252 27	\$ 139 68		\$ 112 59
125000830	183	ADTRAN INC MorganStanley SmithBarney LLC acted as your agent in this transaction	04/20/09	10/07/09	4,420 57	3 645 58		774 99
125000840	7	ADTRAN INC MorganStanley SmithBarney LLC acted as your agent in this transaction	04/20/09	10/20/09	179 19	139 45		39 74
125000850	170	ADVANCE AUTO PARTS INC Morgan Stanley Smith Barney LLC acted as your agent in this transaction	12/30/08	08/13/09	7,306 65	5,562 54		1,744 11
125000860	136	ADVANCE AUTO PARTS INC Morgan Stanley Smith Barney LLC acted as your agent in this transaction	12/30/08	09/14/09	5,344 93	4,450 03		894 90
125000870	204	ADVANCE AUTO PARTS INC MorganStanley SmithBarney LLC acted as your agent in this transaction	12/30/08	09/24/09	7,963 77	6,675 04		1,288 73
125000880	101	ADVISORY BOARD CO INC	12/30/08	04/06/09	1,775 67	2,211 99	(436 32)	
125000890	369	AECOM TECHNOLOGY CORP MorganStanley SmithBarney LLC acted as your agent in this transaction	12/30/08	11/12/09	10,042 11	10 756 50	(714 39)	
125000900	142	AETNA INC NEW	03/31/09	04/06/09	3,493 75	3,491 67		2 08
125000910	1,848	AETNA INC NEW Morgan Stanley Smith Barney LLC acted as your agent in this transaction	03/31/09	08/24/09	55,123 31	45,440 84		9,682 47
125000920	89	AFFILIATED COMPUTER SVCS CL A	06/13/08	02/10/09	4,111 68	4,942 10	(830 42)	
125000930	247	AFFILIATED COMPUTER SVCS CL A	06/13/08	04/06/09	12,243 72	13,715 71	(1,471 99)	
125000950	412	AIR LIQUIDE ADR	12/30/08	04/06/09	7,065 76	7,725 00	(659 24)	

Ref 00000841 00009159

CITI GLOBAL IMPACT FUNDING
Account Number 692-72493-15 643

Details of Short Term Gain (Loss) 2009 - continued

Reference number	Quantity	Security Description	Opening Trade Date	Closing Trade Date	Sale Proceeds	Cost	(Loss)	Gain
125000960	53	AIR LIQUIDE ADR Morgan Stanley Smith Barney LLC acted as your agent in this transaction	12/30/08	06/12/09	\$ 993.19	\$ 993.75	(\$ 56)	
125000970	48	AIR LIQUIDE ADR Morgan Stanley Smith Barney LLC acted as your agent in this transaction	12/30/08	10/27/09	1,084.77	900.00		184.77
125000980	46	AIR LIQUIDE ADR Morgan Stanley Smith Barney LLC acted as your agent in this transaction	12/30/08	12/08/09	1,060.27	862.50		197.77
125000990	127	AIR PRODUCTS & CHEMICALS INC	12/30/08	02/10/09	6,690.89	6,229.35		461.54
125001000	212	AIR PRODUCTS & CHEMICALS INC	12/30/08	04/06/09	12,393.87	10,398.60		1,995.27
125001010	16	AIR PRODUCTS & CHEMICALS INC Morgan Stanley Smith Barney LLC acted as your agent in this transaction	12/30/08	06/12/09	1,091.83	784.80		307.03
125001020	24	AIR PRODUCTS & CHEMICALS INC Morgan Stanley Smith Barney LLC acted as your agent in this transaction	12/30/08	10/27/09	1,947.78	1,177.20		770.58
125001030	15	AIR PRODUCTS & CHEMICALS INC Morgan Stanley Smith Barney LLC acted as your agent in this transaction	12/30/08	12/08/09	1,205.43	735.75		469.68
125001040	3	AIR GAS INC Morgan Stanley Smith Barney LLC acted as your agent in this transaction	04/06/09	12/08/09	139.73	110.08		29.65
125001050	462	ALBEMARLE CORP	12/30/08	03/02/09	8,548.57	9,460.42	(911.85)	
125001060	15	ALBEMARLE CORP Morgan Stanley Smith Barney LLC acted as your agent in this transaction	04/07/09	10/27/09	497.08	359.80		137.28

2
0
0
9
Y
E
A
R
E
N
D
S
U
M
M
A
R
Y

CITI GLOBAL IMPACT FUNDING
Account Number 692-72493-15 643

2
0
0
9

Y
E
A
R

E
N
D

S
U
M
M
A
R
Y

Details of Short Term Gain (Loss) 2009 - continued

Reference number	Quantity	Security Description	Opening Trade Date	Closing Trade Date	Sale Proceeds	Cost	(Loss)	Gain
125001070	7	ALBEMARLE CORP MorganStanley SmithBarney LLC acted as your agent in this transaction	04/07/09	12/08/09	\$ 245.13	\$ 167.91		\$ 77.22
125001080	3	ALBERTO-CULVER CO NEW MorganStanley SmithBarney LLC acted as your agent in this transaction	06/25/09	10/27/09	79.37	76.92		2.45
125001090	8	ALBERTO-CULVER CO NEW MorganStanley SmithBarney LLC acted as your agent in this transaction	06/25/09	12/08/09	225.03	205.11		19.92
125001100	11	ALLIANT ENERGY CORP-USD MorganStanley SmithBarney LLC acted as your agent in this transaction	09/16/09	10/27/09	300.18	312.61	(12.43)	
125001110	6	ALLIANT ENERGY CORP-USD MorganStanley SmithBarney LLC acted as your agent in this transaction	09/16/09	12/08/09	177.05	170.51		6.54
125001120	165 28	ALLIANZ SE ADR	10/06/08 10/16/08	04/06/09	1,521.70 258.23	2,000.63 280.52	(478.93) (22.29)	
125001130	104	ALLIANZ SE ADR Morgan Stanley Smith Barney LLC acted as your agent in this transaction	10/16/08	06/12/09	993.38	1,041.92	(48.54)	
125001150	74	ALLSCRIPTS-MISYS HEALTHCARE SOLUTIONS INC Morgan Stanley Smith Barney LLC acted as your	12/30/08	06/12/09	1,035.97	702.90		333.07
125001160	102	ALLSCRIPTS-MISYS HEALTHCARE SOLUTIONS INC MorganStanley SmithBarney LLC acted as your agent	12/30/08	10/20/09	2,212.68	968.87		1,243.81
125001170	53	ALLSCRIPTS-MISYS HEALTHCARE SOLUTIONS INC MorganStanley SmithBarney LLC acted as your agent	12/30/08	10/27/09	1,082.37	503.43		578.94

CITI GLOBAL IMPACT FUNDING
Account Number 692-72493-15 643

Details of Short-Term Gain (Loss) 2009 - continued

Reference number	Quantity	Security Description	Opening Trade Date	Closing Trade Date	Sale Proceeds	Cost	(Loss)	Gain
125001180	29	ALLSCRIPTS-MISYS HEALTHCARE SOLUTIONS INC MorganStanley SmithBarney LLC acted as your agent	12/30/08	12/08/09	\$ 566 64	\$ 275 46		\$ 291 18
125001190	38	ALLSCRIPTS-MISYS HEALTHCARE SOLUTIONS INC MorganStanley SmithBarney LLC acted as your agent	12/30/08	12/15/09	715 67	360.95		354 72
125001200	676	ALUMINA LTD SPONSORED ADR	12/30/08	01/29/09	1,978 29	2,441 78	(463 49)	
125001260	479	AMERICAN EAGLE OUTFITTERS INC	07/28/09	11/19/09	7,115 40	6,940 71		174 69
	31	MorganStanley SmithBarney LLC acted as your agent in this transaction	08/03/09		460 50	445 72		14 78
125001270	11	AMERICAN EAGLE OUTFITTERS INC MorganStanley SmithBarney LLC acted as your agent in this transaction	08/03/09	12/08/09	173 68	158 16		15 52
125001280	56	AMERICAN TOWER CORP-CLASS A	12/30/08	04/06/09	1,816 06	1,567 33		248 73
125001290	4	AMERICAN TOWER CORP-CLASS A MorganStanley SmithBarney LLC acted as your agent in this transaction	12/30/08	12/08/09	157 64	111 95		45 69
125001300	44	AMETEK INC	12/30/08	02/10/09	1,380 71	1,288 41		92 30
125001310	108	AMETEK INC	12/30/08	04/06/09	3,589 03	3,162 46		426 57
125001320	169	AMETEK INC	12/30/08	04/09/09	5,658 71	4,948 66		710 05
125001330	3	AMETEK INC MorganStanley SmithBarney LLC acted as your agent in this transaction	12/30/08	10/27/09	106 79	87 85		18 94
125001340	7	AMETEK INC MorganStanley SmithBarney LLC acted as your agent in this transaction	12/30/08	12/08/09	262 56	204 97		57 59
125001350	49	AMGEN INC	10/29/08	02/10/09	2,810 72	2,944 13	(133 41)	
125001360	115	AMPHENOL CORP CLASS A	01/29/09	04/06/09	3,570 10	3,101 34		468 76
125001370	134	AMPHENOL CORP CLASS A	01/29/09	04/08/09	3,858 91	3,613 74		245 17

2
0
0
9

Y
E
A
R

E
N
D

S
U
M
M
A
R
Y

CITI GLOBAL IMPACT FUNDING
Account Number 692-72493-15 643

Details of Short Term Gain (Loss) 2009 - continued

Reference number	Quantity	Security Description	Opening Trade Date	Closing Trade Date	Sale Proceeds	Cost	(Loss)	Gain
125001380	5	AMPHENOL CORP CLASS A MorganStanley SmithBarney LLC acted as your agent in this transaction	01/29/09	12/08/09	\$ 220 14	\$ 134 84		\$ 85 30
125001390	610	ANALOG DEVICES INC	02/06/09	03/17/09	12,105 75	13,610 99	(1,505 24)	
125001400	1	ANALOG DEVICES INC MorganStanley SmithBarney LLC acted as your agent in this transaction	02/06/09	10/27/09	26 70	22 31		4 39
125001410	28	ANALOG DEVICES INC MorganStanley SmithBarney LLC acted as your agent in this transaction	02/06/09	12/15/09	853 69	624 77		228 92
125001420	277	ANNALY CAPITAL MANAGEMENT INC	07/16/08	04/07/09	3,864 05	3,950 33	(86 28)	
125001440	65	ANSYS INC	12/30/08	04/06/09	1,791 02	1,819 23	(28 21)	
125001450	31	ANSYS INC Morgan Stanley Smi th Barney LLC acted as yo ur agent in this transa	12/30/08	06/12/09	1,024 43	867 63		156 80
125001460	24	ANSYS INC MorganStanley SmithBarney LLC acted as your agent in this transaction	12/30/08	10/27/09	1,030 35	671 71		358 64
125001470	1	ANSYS INC MorganStanley SmithBarney LLC acted as your agent in this transaction	12/30/08	12/08/09	40 59	27 99		12 60
125001480	129	AON CORP	12/30/08	01/29/09	4,905 16	5,888 58	(983 42)	
125001490	35	AON CORP	12/30/08	02/10/09	1,393 34	1,597 68	(204 34)	
125001500	419	AON CORP	12/30/08	04/03/09	16,765 14	19,126 47	(2,361 33)	
125001510	72	APACHE CORP	05/21/08	02/10/09	5,359.15	10,599 60	(5,240 45)	
125001550	68	APOLLO GROUP INC CL A	07/11/08	02/10/09	5,511 02	3,709 42		1,801 60
125001560	78	APOLLO GROUP INC CL A	07/11/08	02/25/09	5,914 73	4,254 92		1,659 81
125001650	2,938	ARCHER-DANIELS-MIDLAND CO	12/30/08	03/17/09	82,292 62	84,032 09	(1,739 47)	
125001660	506	ARTHROCARE CORP	12/30/08	01/21/09	1,811 46	2,408 56	(597 10)	

2
0
0
9

Y
E
A
R

E
N
D

S
U
M
M
A
R
Y

Ref 00000841 00009163

CITI GLOBAL IMPACT FUNDING
Account Number 692-72493-15 643

Details of Short Term Gain (Loss) 2009 - continued

Reference number	Quantity	Security Description	Opening Trade Date	Closing Trade Date	Sale Proceeds	Cost	(Loss)	Gain
125001670	211	ATLAS COPCO AB SPONS ADR RPSTG SER A -USD	12/30/08	04/06/09	\$ 1,791 37	\$ 1,818 65	(\$ 27 28)	
125001680	94	ATLAS COPCO AB SPONS ADR RPSTG SER A -USD Morgan Stanley Smith Barney LLC acted as yo	12/30/08	06/12/09	996 37	810 20		186 17
125001690	26	ATLAS COPCO AB SPONS ADR RPSTG SER A -USD MorganStanley SmithBarney LLC acted as your agent	12/30/08	12/08/09	367 89	224 10		143 79
125001700	1,063	ATLAS COPCO AB SPONS ADR RPSTG SER A -USD MorganStanley SmithBarney LLC acted as your agent	12/30/08	12/21/09	14,957 51	9,162 21		5,795 30
125001710	31	AUTOZONE INC	10/29/08	02/10/09	4,295 33	3,700 01		595 32
125001720	81	AUTOZONE INC	10/29/08	03/02/09	11,303 16	9,667 75		1,635 41
125001730	23	AUTOZONE INC	10/29/08	04/06/09	3,684 34	2,745 17		939 17
125001740	220	AVERY DENNISON CORP	12/30/08	04/06/09	5,329 05	7,003 37	(1,674 32)	
125001750	300	AVON PRODUCTS INC	04/15/08	01/06/09	7,502 95	12,141 27	(4,638 32)	
125001760	241	AVON PRODUCTS INC	04/15/08	02/09/09	5,396 19	9,753 49	(4,357 30)	
125001770	2,363 133	AVON PRODUCTS INC	04/15/08 01/23/09	03/02/09	38,753 22 2,181 20	95,632 73 2,593 50	(56,879 51) (412 30)	
125001780	7	AVON PRODUCTS INC MorganStanley SmithBarney LLC acted as your agent in this transaction	07/08/09	12/08/09	232 40	181 86		50 54
125001820	972	AXA S A SPONS ADR SALE OF RTS ON 972 0000 SHS RECORD 11/13/09 PAY 12/04/09	11/13/09	11/13/09	563 50	01		563 49
125001840	92	BAE SYSTEMS PLC SPON ADR	12/30/08	04/06/09	1,767 31	1,946 90	(179 59)	
125001850	3	BAE SYSTEMS PLC SPON ADR MorganStanley SmithBarney LLC acted as your agent in this transaction	12/30/08	10/27/09	62 96	63 49	(53)	

2
0
0
9

Y
E
A
R

E
N
D

S
U
M
M
A
R
Y

Ref 00000841 00009164

CITI GLOBAL IMPACT FUNDING
Account Number 692-72493-15 643

2
0
0
9

Y
E
A
R

E
N
D

S
U
M
M
A
R
Y

Details of Short Term Gain (Loss) 2009 - continued

Reference number	Quantity	Security Description	Opening Trade Date	Closing Trade Date	Sale Proceeds	Cost	(Loss)	Gain
125001860	11	BAE SYSTEMS PLC SPON ADR MorganStanley SmithBarney LLC acted as your agent in this transaction	12/30/08	12/08/09	\$ 243.75	\$ 232.78		\$ 10.97
125001870	66	BG GROUP PLC SPON ADR	12/30/08	04/06/09	5,322.87	4,644.42		678.45
125001880	11	BG GROUP PLC SPON ADR Morgan Stanley Smith Barney LLC acted as yo ur agent in this transa	12/30/08	06/12/09	1,026.38	774.07		252.31
125001920	73	BALCHEM CORP	12/30/08	04/06/09	1,776.08	1,789.40	(13.32)	
125001930	4	BALCHEM CORP MorganStanley SmithBarney LLC acted as your agent in this transaction	12/30/08	12/08/09	128.19	98.05		30.14
125001940	34	BALL CORP	12/30/08	02/10/09	1,358.97	1,383.72	(24.75)	
125001950	82	BALL CORP	12/30/08	04/06/09	3,525.98	3,337.20		188.78
125001960	21	BALL CORP MorganStanley SmithBarney LLC acted as your agent in this transaction	12/30/08	10/27/09	1,052.70	854.65		198.05
125001970	16	BALL CORP MorganStanley SmithBarney LLC acted as your agent in this transaction	12/30/08	12/08/09	831.65	651.16		180.49
125001980	1,067	BANCO ESPIRITO SANTO SA-EU SALE OF RTS ON 1067 0000 SHS	04/09/09	04/09/09	1,764.42	.01		1,764.41
125001990	1,021	BANCO SANTANDER S A	11/21/08	02/27/09	6,184.36	6,953.62	(769.26)	
125002000	349	BANCO SANTANDER S A MorganStanley SmithBarney LLC acted as your agent in this transaction	07/10/09	10/20/09	5,967.74	4,013.39		1,954.35
125002010	114	BANCO SANTANDER S A MorganStanley SmithBarney LLC acted as your agent in this transaction	07/10/09	10/27/09	1,898.51	1,310.97		587.54

Ref 00000841 00009165

CITI GLOBAL IMPACT FUNDING
Account Number 692-72493-15 643

2
0
0
9
Y
E
A
R
E
N
D
S
U
M
M
A
R
Y

Details of Short Term Gain (Loss) 2009 - continued

Reference number	Quantity	Security Description	Opening Trade Date	Closing Trade Date	Sale Proceeds	Cost	(Loss)	Gain
125002020	17	BANCO SANTANDER S A MorganStanley SmithBarney LLC acted as your agent in this transaction	07/10/09	12/08/09	\$ 289 53	\$ 195 49		\$ 94 04
125002040	467	BANK OF AMERICA CORP	12/30/08	04/06/09	3,475 39	5,968 34	(2,492 95)	
125002050	466	BANK OF AMERICA CORP Morgan Stanley Smi th Barney LLC acted as yo ur agent in this transa	12/30/08	06/12/09	6,430 63	5,955 56		475 07
125002060	6	BANK OF AMERICA CORP MorganStanley SmithBarney LLC acted as your agent in this transaction	12/30/08	12/08/09	92 64	76 68		15 96
125002070	17	C R BARD INC NEW JERSEY	12/30/08	02/10/09	1,440 23	1,394 44		45 79
125002080	82	C R BARD INC NEW JERSEY	12/30/08	03/23/09	6,278 26	6,726 13	(447 87)	
125002090	13	C R BARD INC NEW JERSEY MorganStanley SmithBarney LLC acted as your agent in this transaction	12/30/08	10/20/09	985 11	1,066 34	(81 23)	
125002100	5	C R BARD INC NEW JERSEY MorganStanley SmithBarney LLC acted as your agent in this transaction	12/30/08	10/27/09	380 84	410 13	(29 29)	
125002160	29	BECKMAN COULTER INC	12/30/08	02/10/09	1,442 16	1,257 85		184 31
125002170	162	BECKMAN COULTER INC	12/30/08	03/27/09	8,292 23	7,026 64		1,265 59
125002180	36	BECKMAN COULTER INC MorganStanley SmithBarney LLC acted as your agent in this transaction	12/30/08	10/20/09	2,512 37	1,561 48		950 89
125002190	2	BECKMAN COULTER INC MorganStanley SmithBarney LLC acted as your agent in this transaction	12/30/08	10/27/09	136 37	86 75		49 62
125002230	592	BED BATH & BEYOND	12/30/08	02/02/09	13,349 52	14,949 36	(1 599 84)	
125002240	199	BED BATH & BEYOND	12/30/08	04/06/09	5,265 91	5,025 21		240 70
125002250	544	BED BATH & BEYOND	12/30/08	04/08/09	16,928 84	13,737 25		3,191 59

Ref 00000841 00009166

CITI GLOBAL IMPACT FUNDING

Account Number 692-72493-15 643

Details of Short Term Gain (Loss) 2009 - continued

Reference number	Quantity	Security Description	Opening Trade Date	Closing Trade Date	Sale Proceeds	Cost	(Loss)	Gain
125002260	15	BED BATH & BEYOND MorganStanley SmithBarney LLC acted as your agent in this transaction	12/30/08	12/08/09	\$ 572.38	\$ 378.78		\$ 193.60
125002270	711	WR BERKLEY CORP Morgan Stanley Smith Barney LLC acted as yo ur agent in this transa	12/30/08	07/30/09	16,582.37	21,398.97	(4,816.60)	
125002280	4	BERRY PETROLEUM CO CL A MorganStanley SmithBarney LLC acted as your agent in this transaction	12/30/08	10/27/09	113.47	27.43		86.04
125002320	29	BLACK BOX CORP DE Morgan Stanley Smith Barney LLC acted as yo ur agent in this transa	12/30/08	06/12/09	1,023.67	679.39		344.28
125002330	34	BLACK BOX CORP DE MorganStanley SmithBarney LLC acted as your agent in this transaction	12/30/08	10/20/09	927.15	796.52		130.63
125002340	11	BLACK BOX CORP DE MorganStanley SmithBarney LLC acted as your agent in this transaction	12/30/08	10/27/09	296.88	257.70		39.18
125002350	14	BLACKROCK INC	12/30/08	04/06/09	1,884.24	1,769.18		115.06
125002360	108	BLACKROCK INC	12/30/08	04/20/09	14,420.69	13,647.94		772.75
125002370	30 63	BLACKROCK INC Morgan Stanley Smith Barney LLC acted as yo ur agent in this transa	12/30/08 02/09/09	06/12/09	5,199.67 10,919.31	3,791.10 7,488.15		1,408.57 3,431.16
125002380	125	H & R BLOCK INC	12/08/08	02/10/09	2,681.54	2,552.63		128.91
125002390	17	H & R BLOCK INC MorganStanley SmithBarney LLC acted as your agent in this transaction	12/08/08	10/27/09	318.30	347.16	(28.86)	

2
0
0
9

Y
E
A
R

E
N
D

S
U
M
M
A
R
Y

Ref 0000841 00009167

CITI GLOBAL IMPACT FUNDING
Account Number 692-72493-15 643

2
0
0
9

Y
E
A
R

E
N
D

S
U
M
M
A
R
Y

Details of Short Term Gain (Loss) 2009 - continued

Reference number	Quantity	Security Description	Opening Trade Date	Closing Trade Date	Sale Proceeds	Cost	(Loss)	Gain
125002400	48	H & R BLOCK INC MorganStanley SmithBarney LLC acted as your agent in this transaction	12/08/08	12/08/09	\$ 950 38	\$ 980 21	(\$ 29 83)	
125002420	377 239	BOEING CO	03/12/08 08/06/08	02/11/09	15,177 67 9,621 93	27,296 69 15,518 49	(12,119.02) (5,896 56)	
125002430	96	BOEING CO	08/06/08	04/06/09	3,619 36	6,233 36	(2,614 00)	
125002440	100	BOEING CO Morgan Stanley Smi th Barney LLC acted as yo ur agent in this transa	08/06/08	06/12/09	5,148 06	6,493 09	(1,345 03)	
125002460	7	BRAMBLES LTO-AUD MorganStanley SmithBarney LLC acted as your agent in this transaction	03/30/09	10/27/09	90 50	49 32		41 18
125002470	124	BRISTOL MYERS SQUIBB CO	07/11/08	02/10/09	2,755 51	2,619 75		135 76
125002480	173	BRISTOL MYERS SQUIBB CO	07/11/08	04/06/09	3,534.89	3,654 97	(120.08)	
125002490	195 654 186 443 168 632	BRISTOL MYERS SQUIBB CO Morgan Stanley Smi th Barney LLC acted as yo ur agent in this transa	07/11/08 08/01/08 08/27/08 09/23/08 09/24/08 09/26/08	06/05/09	3,879 37 13,010 80 3,700 32 8,813 13 3,342 22 12,573 12	4,119 76 13 888 80 3,980 53 8,989 75 3,444 66 13,047 89	(240.39) (878 00) (280 21) (176 62) (102 44) (474 77)	
125002560	49	BUFFALO WILD WINGS INC	12/30/08	04/06/09	1,813 96	1,176 60		637 36
125002570	24	BUFFALO WILD WINGS INC MorganStanley SmithBarney LLC acted as your agent in this transaction	12/30/08	10/20/09	1,011 57	576 30		435 27
125002580	8	BUFFALO WILD WINGS INC MorganStanley SmithBarney LLC acted as your agent in this transaction	12/30/08	10/27/09	335 91	192 10		143 81
125002590	3	BUFFALO WILD WINGS INC MorganStanley SmithBarney LLC acted as your agent in this transaction	12/30/08	12/08/09	120 59	72 04		48 55

Ref 00000841 00009168

CITI GLOBAL IMPACT FUNDING
Account Number 692-72493-15 643

Details of Short Term Gain (Loss) 2009 - continued

Reference number	Quantity	Security Description	Opening Trade Date	Closing Trade Date	Sale Proceeds	Cost	(Loss)	Gain
125002600	329	BURGER KING HOLDINGS INC	04/07/09	07/01/09	\$ 5,717 87	\$ 7,705 18	(\$ 1,987 31)	
	81	Morgan Stanley Smith Barney LLC acted as your agent in this transaction	04/08/09		1,407 74	1,883 93	(476 19)	
125002610	13	CRH PLC ADR-USD Morgan Stanley Smith Barney LLC acted as your agent in this transaction	05/08/09	12/08/09	332 47	318 51		13 96
125002620	686	CABOT CORP	12/30/08	04/06/09	8,241 62	10,021 22	(1,779 60)	
125002630	145	CABOT CORP	12/30/08	04/06/09	1,740 86	2,118 19	(377 33)	
125002640	198	CABOT OIL & GAS CORP	12/30/08	04/06/09	5,342 54	4,977 58		364 96
125002650	459	CABOT OIL & GAS CORP Morgan Stanley Smith Barney LLC acted as your agent in this transaction	12/30/08	07/07/09	12,980 13	11,538 94		1,441 19
125002660	112	CABOT OIL & GAS CORP Morgan Stanley Smith Barney LLC acted as your agent in this transaction	12/30/08	10/20/09	4,388 96	2,815 60		1,573 36
125002680	174	CALPINE CORP NEW	12/30/08	02/10/09	1,280 82	1,122 23		158 59
125002690	649	CALPINE CORP NEW	12/30/08	04/06/09	5,399 96	4,185 79		1,214 17
125002700	1,002	CALPINE CORP NEW	12/30/08	05/28/09	12,567 05	6,462 50		6,104 55
125002710	30	CALPINE CORP NEW Morgan Stanley Smith Barney LLC acted as your agent in this transaction	12/30/08	10/27/09	316 19	193 49		122 70
125002720	1,474	CALPINE CORP NEW Morgan Stanley Smith Barney LLC acted as your agent in this transaction	12/30/08	11/12/09	15,908 91	9 506 71		6,402 20
125002740	592	CAMERON INTERNATIONAL CORP	03/12/08	02/24/09	11,193 53	24,957 83	(13,764.30)	
	772		12/30/08		14,596 97	15,396 00	(799 03)	
125002750	121	CAMERON INTERNATIONAL CORP Morgan Stanley Smith Barney LLC acted as your agent in this transaction	12/30/08	10/15/09	4,964 49	2,413 10		2,551 39

2
0
0
9

Y
E
A
R

E
N
D

S
U
M
M
A
R
Y

CITI GLOBAL IMPACT FUNDING
Account Number 692-72493-15 643

2
0
0
9

Y
E
A
R

E
N
D

S
U
M
M
A
R
Y

Details of Short Term Gain (Loss) 2009 - continued

Reference number	Quantity	Security Description	Opening Trade Date	Closing Trade Date	Sale Proceeds	Cost	(Loss)	Gain
125002760	59	CAP GEMINI S A-ADR MorganStanley SmithBarney LLC acted as your agent in this transaction	12/30/08	10/20/09	\$ 1,522.16	\$ 1,138.70		\$ 383.46
125002770	16	CAP GEMINI S A-ADR MorganStanley SmithBarney LLC acted as your agent in this transaction	12/30/08	10/27/09	391.98	308.80		83.18
125002780	3	CAP GEMINI S A-ADR MorganStanley SmithBarney LLC acted as your agent in this transaction	12/30/08	12/08/09	67.49	57.90		9.59
125002800	576	CELANESE CORPORATION SER A MorganStanley SmithBarney LLC acted as your agent in this transaction	04/06/09	10/07/09	14,513.90	8,793.68		5,720.22
125002810	27	CELANESE CORPORATION SER A MorganStanley SmithBarney LLC acted as your agent in this transaction	04/06/09	10/20/09	726.55	412.20		314.35
125002820	440	CELESIO AG	12/30/08	04/06/09	1,759.99	2,468.40	(708.41)	
125002830	165	CELESIO AG MorganStanley SmithBarney LLC acted as your agent in this transaction	12/30/08	10/20/09	874.47	925.65	(51.18)	
125002840	1,046	CELESIO AG MorganStanley SmithBarney LLC acted as your agent in this transaction	12/30/08	10/22/09	5,474.72	5,868.06	(393.34)	
125002850	19	CELESIO AG MorganStanley SmithBarney LLC acted as your agent in this transaction	12/30/08	10/27/09	93.47	106.59	(13.12)	
125002860	18	CELESIO AG MorganStanley SmithBarney LLC acted as your agent in this transaction	12/30/08	12/08/09	90.89	100.98	(10.09)	
125002870	257	CENTURYTEL INC	12/30/08	04/06/09	7,237.33	6,821.99		415.34

CITI GLOBAL IMPACT FUNDING
Account Number 692-72493-15 643

Details of Short Term Gain (Loss) 2009 continued

Reference number	Quantity	Security Description	Opening Trade Date	Closing Trade Date	Sale Proceeds	Cost	(Loss)	Gain
125002880	20	CENTURYTEL INC MorganStanley SmithBarney LLC acted as your agent in this transaction	12/30/08	10/27/09	\$ 653 43	\$ 530 89		\$ 122 54
125002890	24	CENTURYTEL INC MorganStanley SmithBarney LLC acted as your agent in this transaction	12/30/08	12/08/09	876 06	637 07		238 99
125002930	5	CHINA RES ENTERPRISES LTD ADR MorganStanley SmithBarney LLC acted as your agent	10/23/09	10/27/09	32 44	32 64	(20)	
125002940	24	CHINA RES ENTERPRISES LTD ADR MorganStanley SmithBarney LLC acted as your agent	10/23/09	12/08/09	161 99	156 65		5 34
125002950	41	CHINA TELECOM CORP LTD SPONSORED ADR REPSTG H SHS	12/30/08	04/06/09	1,815 46	1,518 99		296 47
125002960	17	CHINA TELECOM CORP LTD SPONSORED ADR REPSTG H SHS MorganStanley SmithBarney LLC acted as your agent	12/30/08	10/27/09	779 59	629 82		149 77
125002970	5	CHINA TELECOM CORP LTD SPONSORED ADR REPSTG H SHS MorganStanley SmithBarney LLC acted as your agent	12/30/08	12/08/09	217 85	185 24		32 61
125002980	0326	CHUNGHWA TELECOM LTD ADR MERGER 03/20/09 17133Q304001	12/30/08	03/20/09	61	60		01
125002990	334	CHUNGHWA TELECOM LTD ADR	12/30/08	04/07/09	6,167 68	6,160 77		6 91
125003000	447	CHUNGHWA TELECOM LTD ADR Morgan Stanley Sm th Barney LLC acted as yo ur agent in this transa	12/30/08	06/16/09	8,784 97	8,245 11		539 86
125003010	363	CINCINNATI FINANCIAL CORP	12/30/08	01/07/09	10,407 77	10,387 14		20 63
125003020	362	CINCINNATI FINANCIAL CORP	12/30/08	04/06/09	8,804 51	10,358 52	(1,554 01)	

2
0
0
9

Y
E
A
R

E
N
D

S
U
M
M
A
R
Y

Ref 00000841 00009171

CITI GLOBAL IMPACT FUNDING
Account Number 692-72493-15 643

Details of Short Term Gain (Loss) 2009 - continued

Reference number	Quantity	Security Description	Opening Trade Date	Closing Trade Date	Sale Proceeds	Cost	(Loss)	Gain
125003030	21	CINCINNATI FINANCIAL CORP MorganStanley SmithBarney LLC acted as your agent in this transaction	12/30/08	10/27/09	\$ 531 70	\$ 600 91	(\$ 69 21)	
125003040	32	CINCINNATI FINANCIAL CORP MorganStanley SmithBarney LLC acted as your agent in this transaction	12/30/08	12/08/09	812 77	915 67	(102 90)	
125003050	12	CISCO SYS INC MorganStanley SmithBarney LLC acted as your agent in this transaction	05/19/09	10/27/09	283 12	230 40		52 72
125003060	12	CISCO SYS INC MorganStanley SmithBarney LLC acted as your agent in this transaction	05/19/09	12/08/09	286 09	230 40		55 69
125003070	169	CLEAN HARBORS INC MorganStanley SmithBarney LLC acted as your agent in this transaction	01/23/09	09/24/09	9,963 08	8,890 25		1,072 83
125003080	200	COACH INC	06/03/08	04/06/09	3,524 94	7,135 94	(3,611 00)	
125003090	809	COACH INC Morgan Stanley Smi th Barney LLC acted as yo ur agent in this transa	06/03/08	06/03/09	22,339 15	28,864 88	(6,525 73)	
125003120	15	COGNIZANT TECH SOLUTIONS CL A MorganStanley SmithBarney LLC acted as your agent in this transaction	01/22/09	10/27/09	600 64	278 22		322 42
125003130	36	COGNIZANT TECH SOLUTIONS CL A MorganStanley SmithBarney LLC acted as your agent in this transaction	01/22/09	12/08/09	1,587 01	667 73		919 28
125003140	173	COGNIZANT TECH SOLUTIONS CL A MorganStanley SmithBarney LLC acted as your agent in this transaction	01/22/09	12/09/09	7 585 73	3,208 80		4,376 93

2
0
9
Y
E
A
R
E
N
D
S
U
M
M
A
R
Y

Ref 00000841 00009172

CITI GLOBAL IMPACT FUNDING
Account Number 692-72493-15 643

Details of Short Term Gain (Loss) 2009 - continued

Reference number	Quantity	Security Description	Opening Trade Date	Closing Trade Date	Sale Proceeds	Cost	(Loss)	Gain
125003190	7	COMMERCIAL METALS CO MorganStanley SmithBarney LLC acted as your agent in this transaction	07/30/09	12/08/09	\$ 113 06	\$ 114 29	(\$ 1 23)	
125003200	91	COMMSCOPE INC MorganStanley SmithBarney LLC acted as your agent in this transaction	05/01/09	10/05/09	2,518 86	2,292 24		226 62
125003210	50	COMMSCOPE INC MorganStanley SmithBarney LLC acted as your agent in this transaction	05/01/09	10/20/09	1,526 96	1,259 48		267 48
125003220	250	COMMSCOPE INC MorganStanley SmithBarney LLC acted as your agent in this transaction	05/01/09	10/22/09	7,263 71	6,297 38		966 33
125003230	61	COMMVAULT SYSTEMS INC Morgan Stanley Smi th Barney LLC acted as yo ur agent in this transa	12/30/08	06/12/09	999 15	774 16		224 99
125003240	9	COMMVAULT SYSTEMS INC MorganStanley SmithBarney LLC acted as your agent in this transaction	12/30/08	10/27/09	181 35	114.22		67 13
125003250	28	COMMVAULT SYSTEMS INC MorganStanley SmithBarney LLC acted as your agent in this transaction	12/30/08	12/15/09	631 38	355 35		276 03
125003260	1,992	COMPASS GROUP PLC ADR NEW	12/30/08	02/09/09	10,602 76	9,760 80		841 96
125003270	36	COMPUTER SCIENCES CORP	12/30/08	02/10/09	1,398 23	1,203 04		195 19
125003280	90	COMPUTER SCIENCES CORP	12/30/08	04/06/09	3,566 68	3,007 60		559 08
125003290	17	COMPUTER SCIENCES CORP MorganStanley SmithBarney LLC acted as your agent in this transaction	12/30/08	10/27/09	870 03	568 10		301 93

2
0
9
Y
E
A
R
E
N
D
S
U
M
M
A
R
Y

Ref 0000841 00009173

CITI GLOBAL IMPACT FUNDING

Account Number 692-72493-15 643

Details of Short Term Gain (Loss) 2009 - continued

Reference number	Quantity	Security Description	Opening Trade Date	Closing Trade Date	Sale Proceeds	Cost	(Loss)	Gain
125003300	12	COMPUTER SCIENCES CORP MorganStanley SmithBarney LLC acted as your agent in this transaction	12/30/08	12/08/09	\$ 660 34	\$ 401 01		\$ 259 33
125003310	18	COMTECH TELECOMMUNICATIONS CORP MorganStanley SmithBarney LLC acted as your agent	12/30/08	10/20/09	608 38	805 92	(197 54)	
125003320	6	COMTECH TELECOMMUNICATIONS CORP MorganStanley SmithBarney LLC acted as your agent	12/30/08	10/27/09	197 99	268 64	(70 65)	
125003330	1	COMTECH TELECOMMUNICATIONS CORP MorganStanley SmithBarney LLC acted as your agent	12/30/08	12/08/09	30 58	44 77	(14 19)	
125003340	168	CONAGRA FOODS INC	12/30/08	02/10/09	2,763 92	2,708 09		55 83
125003350	824	CONAGRA FOODS INC	12/30/08	04/06/09	14,083 23	13,282 55		800 68
125003360	14	CONAGRA FOODS INC MorganStanley SmithBarney LLC acted as your agent in this transaction	12/30/08	10/27/09	302 28	225 67		76 61
125003370	35	CONAGRA FOODS INC MorganStanley SmithBarney LLC acted as your agent in this transaction	12/30/08	12/08/09	779 87	564 19		215 68
125003380	3	CONCHO RESOURCES INC MorganStanley SmithBarney LLC acted as your agent in this transaction	10/15/09	12/08/09	122 75	121 02		1 73
125003450	352	CONSOL ENERGY INC	12/30/08	04/17/09	9,355 80	9,728 58	(372 78)	
125003460	65	CONTINENTAL RESOURCES INC	12/30/08	02/10/09	1,351 34	1,310 95		40 39
125003470	152	CONTINENTAL RESOURCES INC	12/30/08	04/06/09	3,552 52	3,065 60		486 92
125003480	31	CONTINENTAL RESOURCES INC Morgan Stanley Smi th Barney LLC acted as yo ur agent in this transa	12/30/08	06/12/09	1,016 15	625 22		390 93

2
0
0
9

Y
E
A
R

E
N
D

S
U
M
M
A
R
Y

CITI GLOBAL IMPACT FUNDING
Account Number 692-72493-15 643

Details of Short Term Gain (Loss) 2009 - *continued*

Reference number	Quantity	Security Description	Opening Trade Date	Closing Trade Date	Sale Proceeds	Cost	(Loss)	Gain
125003490	485	CONTINENTAL RESOURCES INC MorganStanley SmithBarney LLC acted as your agent in this transaction	12/30/08	10/16/09	\$ 20,770 85	\$ 9,781 67		\$ 10,989 18
125003500	67	COOPER COS INC NEW	12/30/08	04/06/09	1,772 81	1,069 23		703 58
125003510	4	COOPER COS INC NEW MorganStanley SmithBarney LLC acted as your agent in this transaction	12/30/08	12/08/09	134 07	63 83		70 24
125003520	17	COOPER COS INC NEW MorganStanley SmithBarney LLC acted as your agent in this transaction	12/30/08	12/15/09	656 86	271.30		385 56
125003530	64	CORNING INC Morgan Stanley Smit h Barney LLC acted as yo ur agent in this transa	05/27/09	06/12/09	1,009 51	955.90		53 61
125003540	25	CORNING INC MorganStanley SmithBarney LLC acted as your agent in this transaction	05/27/09	12/08/09	444 83	373 40		71 43
125003550	198	CROWN HOLDINGS INC (HOLDING COMPANY)	12/30/08	02/10/09	4,095 20	3,698 96		396 24
125003560	395	CROWN HOLDINGS INC (HOLDING COMPANY)	12/30/08	04/06/09	8 820 70	7,379 23		1,441 47
125003570	259	CROWN HOLDINGS INC (HOLDING COMPANY)	12/30/08	04/07/09	5,710 80	4,838 53		872 27
125003580	345	CROWN HOLDINGS INC (HOLDING COMPANY)	12/30/08	04/ 15/09	7,651 04	6,445 15		1,205 89
125003590	7	CROWN HOLDINGS INC (HOLDING COMPANY) MorganStanley SmithBarney LLC acted as your agent	12/30/08	10/27/09	185 14	130 77		54 37
125003600	569	CROWN HOLDINGS INC (HOLDING COMPANY) MorganStanley SmithBarney LLC acted as your agent	12/30/08	11/12/09	14,954 30	10,629 83		4,324 47

2
0
0
9
Y
E
A
R
E
N
D
S
U
M
M
A
R
Y

Ref 00000841 00009175

CITI GLOBAL IMPACT FUNDING
Account Number 692-72493-15 643

Details of Short Term Gain (Loss) 2009 - continued

Reference number	Quantity	Security Description	Opening Trade Date	Closing Trade Date	Sale Proceeds	Cost	(Loss)	Gain
125003610	379	CROWN HOLDINGS INC (HOLDING COMPANY) MorganStanley SmithBarney LLC acted as your agent	12/30/08	11/19/09	\$ 9,708 32	\$ 7,080 33		\$ 2,625 99
125003620	1,626 656	CUMMINS INC	07/23/08 12/30/08	01/09/09	45,453 43 18,337 92	115,906 48 16,488 76	(70,453 05)	1,849 16
125003630	232	CYBERSOURCE CORP	12/30/08	04/06/09	3,537 28	2,598 26		939 02
125003640	24	CYBERSOURCE CORP MorganStanley SmithBarney LLC acted as your agent in this transaction	12/30/08	10/27/09	386 39	268 79		117 60
125003650	6	CYBERSOURCE CORP MorganStanley SmithBarney LLC acted as your agent in this transaction	12/30/08	12/08/09	107 99	67 20		40 79
125003660	77	CYMER INC	12/30/08	04/06/09	1,796 71	1,641 72		154 99
125003670	19	CYMER INC MorganStanley SmithBarney LLC acted as your agent in this transaction	12/30/08	10/20/09	736 61	405 10		331 51
125003680	5	CYMER INC MorganStanley SmithBarney LLC acted as your agent in this transaction	12/30/08	10/27/09	183 65	106 60		77 05
125003690	4	CYMER INC MorganStanley SmithBarney LLC acted as your agent in this transaction	12/30/08	12/08/09	149 19	85 28		63 91
125003700	1,022	DBS GROUP HLDG LTD SP ADR SALE OF RTS ON 1022 0000 SHS RECORD 01/29/09 PAY 02/05/09	01/29/09	01/29/09	3,989 37	01		3,989 36
125003730	23	DG FASTCHANNEL INC MorganStanley SmithBarney LLC acted as your agent in this transaction	12/30/08	10/20/09	511 73	270 22		241 51

2
0
0
9
Y
E
A
R
E
N
D
S
U
M
M
A
R
Y

CITI GLOBAL IMPACT FUNDING
Account Number 692-72493-15 643

Details of Short Term Gain (Loss) 2009 - continued

Reference number	Quantity	Security Description	Opening Trade Date	Closing Trade Date	Sale Proceeds	Cost	(Loss)	Gain
125003740	12	DG FASTCHANNEL INC MorganStanley SmithBarney LLC acted as your agent in this transaction	12/30/08	10/27/09	\$ 266 99	\$ 140 98		\$ 126 01
125003750	6	DG FASTCHANNEL INC MorganStanley SmithBarney LLC acted as your agent in this transaction	12/30/08	12/08/09	173 33	70 49		102 84
125003760	82	DTE ENERGY COMPANY	12/30/08	02/10/09	2,737 96	2,907.71	(169 75)	
125003770	186	DTE ENERGY COMPANY	12/30/08	04/06/09	5,340 40	6,595 54	(1,255 14)	
125003780	26	DTE ENERGY COMPANY MorganStanley SmithBarney LLC acted as your agent in this transaction	12/30/08	10/27/09	990 31	921 96		68 35
125003790	15	DTE ENERGY COMPANY MorganStanley SmithBarney LLC acted as your agent in this transaction	12/30/08	12/08/09	638 68	531 90		106 78
125003800	132	DASSAULT SYSTEMS SA ADR	12/30/08	04/06/09	5,306 37	5,841 00	(534 63)	
125003810	22	DASSAULT SYSTEMS SA ADR Morgan Stanley Smi th Barney LLC acted as yo ur agent in this transa	12/30/08	06/12/09	1,019 01	973 50		45 51
125003820	10	DASSAULT SYSTEMS SA ADR MorganStanley SmithBarney LLC acted as your agent in this transaction	12/30/08	10/27/09	605 48	442.50		162 98
125003830	1	DASSAULT SYSTEMS SA ADR MorganStanley SmithBarney LLC acted as your agent in this transaction	12/30/08	12/08/09	55 79	44 25		11 54
125003840	79	DAVITA INC	12/30/08	04/06/09	3,540 05	3,838 61	(298 56)	
125003850	319	DAVITA INC	12/30/08	05/06/09	14,563 79	15,500 21	(936 42)	
	27		01/23/09		1,232 67	1,272 51	(39 84)	
125003860	105	DEERE & CO	12/30/08	02/10/09	3,974 22	3,914 39		59 83
125003870	122	DEERE & CO	12/30/08	03/23/09	4 017 72	4,548 15	(530 43)	
125003880	147	DEERE & CO	12/30/08	04/06/09	5,355 96	5,480 15	(124 19)	

2
0
0
9

Y
E
A
R

E
N
D

S
U
M
M
A
R
Y

Ref 00000841 00009177

CITI GLOBAL IMPACT FUNDING
Account Number 692-72493-15 643

Details of Short Term Gain (Loss) 2009 - continued

Reference number	Quantity	Security Description	Opening Trade Date	Closing Trade Date	Sale Proceeds	Cost	(Loss)	Gain
125003890	46	DEERE & CO Morgan Stanley Smith Barney LLC acted as your agent in this transaction	12/30/08	06/12/09	\$ 2,051.29	\$ 1,714.88		\$ 336.41
125003900	4	DEERE & CO Morgan Stanley Smith Barney LLC acted as your agent in this transaction	12/30/08	10/27/09	187.71	149.12		38.59
125003910	30	DEERE & CO Morgan Stanley Smith Barney LLC acted as your agent in this transaction	12/30/08	12/08/09	1,567.32	1,118.40		448.92
125003960	724	DENBURY RES INC NEW (HOLDING COMPANY)	12/30/08	04/07/09	11,366.57	7,445.18		3,921.39
125003970	74	DENBURY RES INC NEW (HOLDING COMPANY) Morgan Stanley Smith Barney LLC acted as your agent	04/13/09	10/20/09	1,206.16	1,217.25	(11.09)	
125003980	72	DEUTSCHE POST AG-EUR Morgan Stanley Smith Barney LLC acted as your agent in this transaction	03/19/09	06/12/09	997.17	770.37		226.80
125003990	26	DIAGEO PLC SPON ADR-NEW	12/30/08	02/10/09	1,354.46	1,445.99	(91.53)	
125004000	39	DIAGEO PLC SPON ADR-NEW	12/30/08	04/06/09	1,818.94	2,168.98	(350.04)	
125004010	36	DIAGEO PLC SPON ADR-NEW Morgan Stanley Smith Barney LLC acted as your agent in this transaction	12/30/08	06/12/09	2,013.78	2,002.14		11.64
125004020	10	DIAGEO PLC SPON ADR-NEW Morgan Stanley Smith Barney LLC acted as your agent in this transaction	12/30/08	10/27/09	627.28	556.15		71.13
125004030	30	DIAGEO PLC SPON ADR-NEW Morgan Stanley Smith Barney LLC acted as your agent in this transaction	12/30/08	12/08/09	2,031.05	1,668.45		362.60

2
0
9
Y
E
A
R
E
N
D
S
U
M
M
A
R
Y

Ref 00000841 00009178

CITI GLOBAL IMPACT FUNDING
Account Number 692-72493-15 643

Details of Short Term Gain (Loss) 2009 - continued

Reference number	Quantity	Security Description	Opening Trade Date	Closing Trade Date	Sale Proceeds	Cost	(Loss)	Gain
125004040	26	DIGITAL RIVER INC Morgan Stanley Smith Barney LLC acted as your agent in this transaction	12/30/08	06/12/09	\$ 1,037.63	\$ 610.03		\$ 427.60
125004050	31	DIGITAL RIVER INC Morgan Stanley Smith Barney LLC acted as your agent in this transaction	12/30/08	10/20/09	743.36	727.35		16.01
125004060	8	DIGITAL RIVER INC Morgan Stanley Smith Barney LLC acted as your agent in this transaction	12/30/08	10/27/09	182.63	187.70	(5.07)	
125004070	12	DIGITAL RIVER INC Morgan Stanley Smith Barney LLC acted as your agent in this transaction	12/30/08	12/08/09	311.51	281.55		29.96
125004080	22	DIGITAL RIVER INC Morgan Stanley Smith Barney LLC acted as your agent in this transaction	12/30/08	12/15/09	571.32	516.18		55.14
125004090	160	DIODES INC	12/30/08	04/06/09	1,797.61	908.39		889.22
125004100	63	DIODES INC Morgan Stanley Smith Barney LLC acted as your agent in this transaction	12/30/08	06/12/09	973.95	357.68		616.27
125004110	57	DIODES INC Morgan Stanley Smith Barney LLC acted as your agent in this transaction	12/30/08	10/20/09	1,049.34	323.61		725.73
125004120	3	DIODES INC Morgan Stanley Smith Barney LLC acted as your agent in this transaction	12/30/08	12/08/09	60.44	17.03		43.41
125004130	43	DOLLAR TREE INC	12/30/08	04/06/09	1,827.05	1,747.35		79.70
125004140	118	DOMINION RESOURCES INC VA NEW	12/30/08	02/10/09	4,177.17	4,136.47		40.70
125004150	132	DOMINION RESOURCES INC VA NEW	12/30/08	05/26/09	4,159.47	4,627.23	(467.76)	

2
0
0
9

Y
E
A
R

E
N
D

S
U
M
M
A
R
Y

CITI GLOBAL IMPACT FUNDING
Account Number 692-72493-15 643

2
0
0
9

Y
E
A
R

E
N
D

S
U
M
M
A
R
Y

Details of Short Term Gain (Loss) 2009 - continued

Reference number	Quantity	Security Description	Opening Trade Date	Closing Trade Date	Sale Proceeds	Cost	(Loss)	Gain
125004160	8	DOMINION RESOURCES INC VA NEW MorganStanley SmithBarney LLC acted as your agent in this transaction	12/30/08	10/27/09	\$ 278.26	\$ 280.44	(\$ 2.18)	
125004170	69	DOMINION RESOURCES INC VA NEW MorganStanley SmithBarney LLC acted as your agent in this transaction	12/30/08	12/08/09	2,628.34	2,418.78		209.56
125004180	146	DOMINION RESOURCES INC VA NEW MorganStanley SmithBarney LLC acted as your agent in this transaction.	12/30/08	12/15/09	5,729.08	5,118.00		611.08
125004190	135	DUKE REALTY CORP	12/30/08	02/10/09	1,242.33	1,353.36 ^R	(111.03)	
125004200	259	DUKE REALTY CORP	12/30/08	04/06/09	1,754.07	2,579.39 ^R	(825.32)	
125004210	112	DUKE REALTY CORP Morgan Stanley Smith Barney LLC acted as yo ur agent in this transe	12/30/08	06/12/09	1,066.22	1,110.39 ^R	(44.17)	
125004220	220	DUKE REALTY CORP MorganStanley SmithBarney LLC acted as your agent in this transaction	12/30/08	10/20/09	2,547.86	2,171.29 ^R		376.57
125004230	51	DUKE REALTY CORP MorganStanley SmithBarney LLC acted as your agent in this transaction	12/30/08	10/27/09	602.29	503.35 ^R		98.94
125004240	67	DUKE REALTY CORP MorganStanley SmithBarney LLC acted as your agent in this transaction	12/30/08	12/08/09	749.04	658.26		90.78
125004280	8	ENSCO INTERNATIONAL INC MorganStanley SmithBarney LLC acted as your agent in this transaction	05/13/09	10/27/09	391.34	247.01		144.33
125004290	207	ENSCO INTERNATIONAL INC MorganStanley SmithBarney LLC acted as your agent in this transaction	05/13/09	11/09/09	9,838.84	6,391.44		3,447.40

CITI GLOBAL IMPACT FUNDING
Account Number 692-72493-15 643

Details of Short Term Gain (Loss) 2009 - continued

Reference number	Quantity	Security Description	Opening Trade Date	Closing Trade Date	Sale Proceeds	Cost	(Loss)	Gain
125004300	396	ENSCO INTERNATIONAL INC	05/13/09	12/23/09	\$ 16,703 28	\$ 12,227 09		\$ 4,476 19
	225		06/04/09		9,490 50	8,844 12		646 38
	114		12/21/09		4,808 52	4,870 31	(61 79)	
125004340	5	EOG RESOURCES INC MorganStanley SmithBarney LLC acted as your agent in this transaction	09/16/09	10/27/09	437 33	412 93		24 40
125004350	1	EOG RESOURCES INC MorganStanley SmithBarney LLC acted as your agent in this transaction	09/16/09	12/08/09	85 11	82 59		2 52
125004360	123	E ON AG SPONS ADR	12/30/08	04/06/09	3,573 12	4,939 68	(1,366 56)	
125004370	23	E ON AG SPONS ADR MorganStanley SmithBarney LLC acted as your agent in this transaction	12/30/08	10/27/09	918 82	923 68	(4 86)	
125004380	14	E ON AG SPONS ADR MorganStanley SmithBarney LLC acted as your agent in this transaction	12/30/08	12/08/09	555 78	562 24	(6 46)	
125004390	66	EAST WEST BANCORP INC MorganStanley SmithBarney LLC acted as your agent in this transaction	11/10/09	12/08/09	967 76	863 90		103 86
125004400	156	EAST WEST BANCORP INC MorganStanley SmithBarney LLC acted as your agent in this transaction	11/10/09	12/15/09	2,367 00	2,041 95		325 05
125004410	2	ECLIPSYS CORP MorganStanley SmithBarney LLC acted as your agent in this transaction	09/23/09	10/27/09	39 95	40 99	(1 04)	
125004420	4	ECLIPSYS CORP MorganStanley SmithBarney LLC acted as your agent in this transaction	09/23/09	12/08/09	78 15	81 98	(3 83)	

2
0
0
9

Y
E
A
R

E
N
D

S
U
M
M
A
R
Y

Ref 0000841 00009181

CITI GLOBAL IMPACT FUNDING
Account Number 692-72493-15 643

2
0
0
9
Y
E
A
R
E
N
D
S
U
M
M
A
R
Y

Details of Short Term Gain (Loss) 2009 -continued

Reference number	Quantity	Security Description	Opening Trade Date	Closing Trade Date	Sale Proceeds	Cost	(Loss)	Gain
125004430	59	ECLIPSYS CORP MorganStanley SmithBarney LLC acted as your agent in this transaction	09/23/09	12/15/09	\$ 1,155 78	\$ 1,209 18	(\$ 53 40)	
125004440	41	ECOLAB INC	12/30/08	02/10/09	1,387 24	1,403 02	(15 78)	
125004450	5	ECOLAB INC MorganStanley SmithBarney LLC acted as your agent in this transaction	12/30/08	10/27/09	224 94	171 10		53 84
125004460	3	ECOLAB INC MorganStanley SmithBarney LLC acted as your agent in this transaction	12/30/08	12/08/09	133 52	102 66		30 86
125004470	44	EDISON INTERNATIONAL	12/30/08	02/10/09	1,381 59	1,372 63		8 96
125004480	241	EDISON INTERNATIONAL	12/30/08	04/06/09	6,955 70	7,518 26	(562 56)	
125004490	1,348	EDISON INTERNATIONAL	12/30/08	04/13/09	37,679 67	42,052 34	(4,372 67)	
125004500	1	EDUCATION MANAGEMENT CORP MorganStanley SmithBarney LLC acted as your agent in this transaction	10/05/09	10/27/09	24 16	22 76		1 40
125004510	14	EDUCATION MANAGEMENT CORP MorganStanley SmithBarney LLC acted as your agent in this transaction	10/05/09	12/08/09	288.11	318 70	(30 59)	
125004520	24	EDWARDS LIFESCIENCES CORP	12/30/08	02/10/09	1,466 39	1,302 15		164 24
125004530	31	EDWARDS LIFESCIENCES CORP	12/30/08	04/06/09	1,796 74	1,681 94		114 80
125004540	95	EDWARDS LIFESCIENCES CORP	12/30/08	04/07/09	5,472 23	5,154 34		317 89
125004550	4	EDWARDS LIFESCIENCES CORP MorganStanley SmithBarney LLC acted as your agent in this transaction	12/30/08	10/27/09	305 63	217 02		88 61
125004560	309	EMBRAER-EMPRESA BRASILERIA DE AERONAUTICA S A SPON ADR	12/30/08	01/29/09	4,795 99	4,813 88	(17 89)	
125004570	39	EMBRAER-EMPRESA BRASILERIA DE AERONAUTICA S A SPON ADR MorganStanley SmithBarney LLC acted as your agent	12/30/08	10/20/09	896 19	607 58		288 61

CITI GLOBAL IMPACT FUNDING
Account Number 692-72493-15 643

2
0
0
9

Y
E
A
R

E
N
D

S
U
M
M
A
R
Y

Details of Short Term Gain (Loss) 2009 *continued*

Reference number	Quantity	Security Description	Opening Trade Date	Closing Trade Date	Sale Proceeds	Cost	(Loss)	Gain
125004580	13	EMBRAER-EMPRESA BRASILERIA DE AERONAUTICA S A SPON ADR MorganStanley SmithBarney LLC acted as your agent	12/30/08	10/27/09	\$ 300 68	\$ 202 53		\$ 98 15
125004590	4	EMBRAER-EMPRESA BRASILERIA DE AERONAUTICA S A SPON ADR MorganStanley SmithBarney LLC acted as your agent	12/30/08	12/08/09	81 87	62 32		19 55
125004600	83	ENCANA CORP-CAD	09/08/08	04/06/09	3,614 16	5,656 33	(2,042 17)	
125004610	18	ENCANA CORP-CAD Morgan Stanley Smith Barney LLC acted as your agent in this transaction	09/08/08	06/12/09	997 35	1,226 68	(229 33)	
125004640	24	EQUINIX INC	12/30/08	02/10/09	1,396 79	1,242 69		154 10
125004650	30	EQUINIX INC	12/30/08	04/06/09	1,815 88	1,553 36		262 52
125004660	3	EQUINIX INC MorganStanley SmithBarney LLC acted as your agent in this transaction	12/30/08	10/27/09	271 52	155 34		116 18
125004670	2	EQUINIX INC MorganStanley SmithBarney LLC acted as your agent in this transaction	12/30/08	12/08/09	204 65	103 56		101 09
125004680	520	ERSTE GROUP BANK AG SPON ADR AUSTRIA	12/30/08	04/06/09	4,939 97	5,907 20	(967 23)	
125004690	15	ERSTE GROUP BANK AG SPON ADR AUSTRIA MorganStanley SmithBarney LLC acted as your agent	12/30/08	12/08/09	315 74	170 40		145 34
125004770	29	FMC CORP-NEW	12/30/08	02/10/09	1,375 17	1,264.26		110 91
125004780	104	FMC CORP-NEW	12/30/08	03/02/09	3,795 97	4,533 88	(737 91)	
125004790	43	FMC CORP-NEW MorganStanley SmithBarney LLC acted as your agent in this transaction	12/30/08	10/20/09	2,389 01	1,874 58		514 43

Ref 00000841 00009183

CITI GLOBAL IMPACT FUNDING
Account Number 692-72493-15 643

Details of Short Term Gain (Loss) 2009 - continued

Reference number	Quantity	Security Description	Opening Trade Date	Closing Trade Date	Sale Proceeds	Cost	(Loss)	Gain
125004800	2	FMC CORP NEW Morgan Stanley Smith Barney LLC acted as your agent in this transaction	12/30/08	10/27/09	\$ 107 51	\$ 87 19		\$ 20 32
125004810	4	FMC CORP-NEW Morgan Stanley Smith Barney LLC acted as your agent in this transaction	12/30/08	12/08/09	223 19	174 38		48 81
125004820	110	FPL GROUP INC	12/30/08	02/10/09	5,534 34	5,395 97		138 37
125004830	169	FPL GROUP INC	12/30/08	04/06/09	8,700 75	8,290 18		410 57
125004840	38	FACTSET RESEARCH SYSTEMS INC	12/30/08	04/06/09	1,768 51	1,655 98		112 53
125004850	126	FACTSET RESEARCH SYSTEMS INC Morgan Stanley Smith Barney LLC acted as your agent in this transaction	12/30/08	06/09/09	6,662 70	5,490 88		1,171 82
125004860	42	FACTSET RESEARCH SYSTEMS INC Morgan Stanley Smith Barney LLC acted as your agent in this transaction	12/30/08	06/15/09	2,100 27	1,830 29		269 98
125004870	2	FACTSET RESEARCH SYSTEMS INC Morgan Stanley Smith Barney LLC acted as your agent in this transaction	12/30/08	10/27/09	130 59	87 16		43 43
125004880	7	FANUC LTD JAPAN-JPY Morgan Stanley Smith Barney LLC acted as your agent in this transaction	05/01/09	10/27/09	303 09	261 10		41 99
125004890	11	FANUC LTD JAPAN-JPY Morgan Stanley Smith Barney LLC acted as your agent in this transaction	05/01/09	12/08/09	491 79	410 30		81 49
125004900	943	FEDEX CORP	10/10/08	05/14/09	50,413 18	62,397 27	(11,984 09)	
125004910	78	F5 NETWORKS INC	12/30/08	04/06/09	1,793.20	1,754 91		38 29
125004920	9	F5 NETWORKS INC Morgan Stanley Smith Barney LLC acted as your agent in this transaction	12/30/08	10/27/09	414 34	202 49		211 85

2
0
0
9

Y
E
A
R

E
N
D

S
U
M
M
A
R
Y

Ref 00000841 00009184

CITI GLOBAL IMPACT FUNDING
Account Number 692-72493-15 643

2
0
0
9

Y
E
A
R

E
N
D

S
U
M
M
A
R
Y

Details of Short Term Gain (Loss) 2009 - continued

Reference number	Quantity	Security Description	Opening Trade Date	Closing Trade Date	Sale Proceeds	Cost	(Loss)	Gain
125004930	5	F5 NETWORKS INC MorganStanley SmithBarney LLC acted as your agent in this transaction	12/30/08	12/08/09	\$ 257 34	\$ 112 49		\$ 144 85
125004950	208	FISERV INC	12/30/08	01/16/09	6,924 90	7,368 03	(443 13)	
125004960	117	FISERV INC	12/30/08	02/10/09	4,075 55	4,144 51	(68 96)	
125004970	477	FISERV INC	12/30/08	03/25/09	17,063 33	16,896 87		166 46
125004980	98	FISERV INC	12/30/08	04/06/09	3,586 97	3,471 47		115 50
125004990	321	FISERV INC	12/30/08	04/17/09	11,793 87	11,370 85		423 02
125005000	195	FISERV INC Morgan Stanley Smi th Barney LLC acted as yo ur agent in this transa	12/30/08	06/09/09	8,947 15	6,907 52		2,039 63
125005010	18	FISERV INC MorganStanley SmithBarney LLC acted as your agent in this transaction	12/30/08	10/27/09	883 95	637 62		246 33
125005020	14	FISERV INC MorganStanley SmithBarney LLC acted as your agent in this transaction	12/30/08	12/08/09	655 04	495 92		159 12
125005030	113	FLUOR CORP NEW Morgan Stanley Smi th Barney LLC acted as yo ur agent in this transa	02/11/09	06/12/09	6,069 57	4,762 67		1,306 90
125005040	1,083	FLUOR CORP NEW MorganStanley SmithBarney LLC acted as your agent in this transaction	02/11/09	12/09/09	44,018 15	45,645 74	(1,627 59)	
125005050	125	FLOWERVE CORP	08/15/08	02/10/09	6,662 77	15,965 43	(9,302 66)	
125005060	287	FLOWERVE CORP	08/15/08	04/06/09	17,898 36	36,656 62	(18,758 26)	
125005070	61	FLOWERVE CORP Morgan Stanley Smi th Barney LLC acted as yo ur agent in this transa	08/15/08	06/12/09	5,160 70	7,791 13	(2,630 43)	

CITI GLOBAL IMPACT FUNDING
Account Number 692-72493-15 643

Details of Short Term Gain (Loss) 2009 - continued

Reference number	Quantity	Security Description	Opening Trade Date	Closing Trade Date	Sale Proceeds	Cost	(Loss)	Gain
125005160	14	FRANKLIN RESOURCES INC Morgan Stanley Smith Barney LLC acted as your agent in this transaction	03/25/09	06/12/09	\$ 1,060.64	\$ 727.97		\$ 332.67
125005170	75	FRANKLIN RESOURCES INC Morgan Stanley Smith Barney LLC acted as your agent in this transaction	03/25/09	08/24/09	7,061.17	3,899.85		3,161.32
125005180	33 210 75 96	FRANKLIN RESOURCES INC Morgan Stanley Smith Barney LLC acted as your agent in this transaction	03/25/09 04/02/09 06/01/09 07/29/09	09/25/09	3,285.23 20,905.99 7,466.43 9,557.02	1,715.94 12,449.64 5,297.23 7,727.52		1,569.29 8,456.35 2,169.20 1,829.50
125005190	4	FRANKLIN RESOURCES INC Morgan Stanley Smith Barney LLC acted as your agent in this transaction	07/29/09	10/27/09	435.14	321.98		113.16
125005200	155	FREDS INC CL A	12/30/08	04/06/09	1,823.87	1,556.26		267.61
125005210	38	FREDS INC CL A Morgan Stanley Smith Barney LLC acted as your agent in this transaction	12/30/08	10/27/09	471.60	381.54		90.06
125005260	76	FUJIFILM HLDGS CORP-JPY	12/30/08	04/06/09	1,785.23	1,649.88		135.35
125005270	70	FUJIFILM HLDGS CORP-JPY	12/30/08	04/22/09	1,814.81	1,519.62		295.19
125005280	155	FUJIFILM HLDGS CORP-JPY	12/30/08	04/23/09	3,992.23	3,364.88		627.35
125005290	233	FUJIFILM HLDGS CORP-JPY	12/30/08	05/08/09	5,987.64	5,058.17		929.47
125005300	1	GEA GROUP AG-USD Morgan Stanley Smith Barney LLC acted as your agent in this transaction	12/01/09	12/08/09	20.99	21.66	(.67)	
125005310	54	GDF SUEZ-EUR	12/30/08	04/06/09	1,773.89	2,660.61	(886.72)	
125005320	35	GDF SUEZ-EUR Morgan Stanley Smith Barney LLC acted as your agent in this transaction	12/30/08	10/20/09	1,569.70	1,724.47	(154.77)	

2009
YEAR
END
SUMMARY

Ref 00000841 00009186

CITI GLOBAL IMPACT FUNDING
Account Number 692-72493-15 643

Details of Short Term Gain (Loss): 2009 - continued

Reference number	Quantity	Security Description	Opening Trade Date	Closing Trade Date	Sale Proceeds	Cost	(Loss)	Gain
125005330	12	GDF SUEZ-EUR MorganStanley SmithBarney LLC acted as your agent in this transaction	12/30/08	10/27/09	\$ 516 58	\$ 591 25	(74 67)	
125005340	7	GDF SUEZ-EUR MorganStanley SmithBarney LLC acted as your agent in this transaction	12/30/08	12/08/09	297 49	344 89	(47 40)	
125005350	53	GAMESTOP CORP NEW CL A	12/30/08	02/10/09	1,400 25	1,156 15		244 10
125005360	123	GAMESTOP CORP NEW CL A	12/30/08	04/06/09	3,496 99	2,683 15		813 84
125005370	82	GAMESTOP CORP NEW CL A Morgan Stanley Smi th Barney LLC acted as yo ur agent in this transa	12/30/08	06/12/09	1,970 56	1,788 76		181.80
125005380	822 337	GAMESTOP CORP NEW CL A Morgan Stanley Smi th Barney LLC acted as yo ur agent in this transa	12/30/08 02/25/09	06/26/09	18,247 84 7,481 17	17,931 28 9,158 78	(1,677 61)	316 56
125005390	1.141	GAMESTOP CORP NEW CL A Morgan Stanley Smi th Barney LLC acted as yo ur agent in this transa	02/25/09	06/29/09	25,475 82	31,009 42	(5,533 60)	
125005400	101	GAZPROM OAO SPONS ADR	12/30/08	02/10/09	1,393 79	1,448 34	(54 55)	
125005410	216	GAZPROM OAO SPONS ADR	12/30/08	04/06/09	3,520 78	3,097 44		423 34
125005420	6	GAZPROM OAO SPONS ADR MorganStanley SmithBarney LLC acted as your agent in this transaction	12/30/08	10/27/09	155 27	86 04		69 23
125005430	19	GAZPROM OAO SPONS ADR MorganStanley SmithBarney LLC acted as your agent in this transaction	12/30/08	12/08/09	410 76	272 46		138 30
125005490	25	GENERAL MILLS INC	12/08/08	02/10/09	1,430 99	1,616 36	(185 37)	
125005500	35	GENERAL MILLS INC	12/08/08	04/06/09	1,772 74	2,262 90	(490 16)	

2
0
0
9

Y
E
A
R

E
N
D

S
U
M
M
A
R
Y

Ref 00000841 00009187

CITI GLOBAL IMPACT FUNDING
Account Number 692-72493-15 643

2
0
0
9

Y
E
A
R

E
N
D

S
U
M
M
A
R
Y

Details of Short Term Gain (Loss) 2009 *continued*

Reference number	Quantity	Security Description	Opening Trade Date	Closing Trade Date	Sale Proceeds	Cost	(Loss)	Gain
125005510	875	GENERAL MILLS INC Morgan Stanley Smith Barney LLC acted as your agent in this transaction	12/08/08	06/03/09	\$ 45,967.90	\$ 56,572.51	(\$ 10,604.61)	
125005520	903	GENTEX CORP	12/30/08	02/10/09	8,110.24	7,612.38		497.86
125005530	1,128	GENTEX CORP	12/30/08	04/06/09	12,173.31	9,509.15		2,664.16
125005540	149	GENTEX CORP Morgan Stanley Smith Barney LLC acted as your agent in this transaction	12/30/08	06/12/09	1,966.78	1,256.08		710.70
125005550	86	GENTEX CORP Morgan Stanley Smith Barney LLC acted as your agent in this transaction	12/30/08	10/27/09	1,438.83	724.99		713.84
125005560	50	GENTEX CORP Morgan Stanley Smith Barney LLC acted as your agent in this transaction	12/30/08	12/08/09	891.55	421.51		470.04
125005640	122	G4S PLC UNSPON ADR	12/30/08	04/06/09	1,781.19	1,817.80	(36.61)	
125005650	84	G4S PLC UNSPON ADR Morgan Stanley Smith Barney LLC acted as your agent in this transaction	12/30/08	10/20/09	1,694.23	1,251.60		442.63
125005660	29	G4S PLC UNSPON ADR Morgan Stanley Smith Barney LLC acted as your agent in this transaction	12/30/08	10/27/09	583.46	432.10		151.36
125005730	80	GLOBAL PAYMENTS INC	12/30/08	02/10/09	2,781.42	2,634.28		147.14
125005740	134	GLOBAL PAYMENTS INC	12/30/08	03/02/09	3,939.66	4,412.42	(472.76)	
125005750	56	GLOBAL PAYMENTS INC	12/30/08	04/06/09	1,773.51	1,844.00	(70.49)	
125005760	286	GLOBAL PAYMENTS INC Morgan Stanley Smith Barney LLC acted as your agent in this transaction	12/30/08	07/22/09	11,459.12	9,417.55		2,041.57

CITI GLOBAL IMPACT FUNDING
Account Number 692-72493-15 643

Details of Short Term Gain (Loss) 2009 - continued

Reference number	Quantity	Security Description	Opening Trade Date	Closing Trade Date	Sale Proceeds	Cost	(Loss)	Gain
125005770	2	GLOBAL PAYMENTS INC MorganStanley SmithBarney LLC acted as your agent in this transaction	12/30/08	10/27/09	\$ 99 03	\$ 65 86		\$ 33 17
125005780	3	GLOBAL PAYMENTS INC MorganStanley SmithBarney LLC acted as your agent in this transaction	12/30/08	12/08/09	152 00	98 79		53 21
125005790	2	GOLDMAN SACHS GROUP INC MorganStanley SmithBarney LLC acted as your agent in this transaction	07/20/09	10/27/09	359 39	319 94		39 45
125005850	40	GREAT PLAINS ENERGY INC MorganStanley SmithBarney LLC acted as your agent in this transaction	04/13/09	10/27/09	707 28	562 02		145 26
125005860	21	GREAT PLAINS ENERGY INC MorganStanley SmithBarney LLC acted as your agent in this transaction	04/13/09	12/08/09	386 39	295 06		91 33
125005870	134	HCC INSURANCE HOLDINGS INC	12/30/08	04/06/09	3,522 84	3,465 19		57 65
125005880	9	HCC INSURANCE HOLDINGS INC MorganStanley SmithBarney LLC acted as your agent in this transaction	12/30/08	12/08/09	236 15	232 74		3 41
125005890	28	HDFC BANK LTD ADR	12/30/08	04/06/09	1,834 82	2,024 27	(189 45)	
125005900	148	HDFC BANK LTD ADR Morgan Stanley Smi th Barney LLC acted as yo ur agent in this transa	12/30/08	06/05/09	15,243 60	10,699 72		4,543 88
125005910	110	HSBC HLDG PLC SP ADR NEW	07/18/08	02/09/09	4,579 31	8,676 01	(4,096 70)	
125005920	54	HSBC HLDG PLC SP ADR NEW	07/18/08	04/06/09	1,782 17	4,259 13	(2,476 96)	
125005930	23	HSBC HLDG PLC SP ADR NEW Morgan Stanley Smi th Barney LLC acted as yo ur agent in this transa	07/18/08	06/12/09	1,042 10	1,814 07	(771 97)	
125005970	276	RTS HSBC HOLDINGS PLC 03/31/2009	04/07/09	04/07/09	2,484 36	01		2,484 35

2
0
0
9

Y
E
A
R

E
N
D

S
U
M
M
A
R
Y

Ref 00000841 00009189

CITI GLOBAL IMPACT FUNDING
Account Number 692-72493-15 643

Details of Short Term Gain (Loss) 2009 - continued

Reference number	Quantity	Security Description	Opening Trade Date	Closing Trade Date	Sale Proceeds	Cost	(Loss)	Gain
125006010	100	HARLEY-DAVIDSON INC	12/30/08	02/10/09	\$ 1,313.19	\$ 1,626.23	(\$ 313.04)	
125006020	107	HARLEY-DAVIDSON INC	12/30/08	04/06/09	1,833.32	1,740.07		93.25
125006030	370	HARLEY-DAVIDSON INC	12/30/08	04/07/09	6,003.50	6,017.05	(13.55)	
125006040	742 386	HARLEY-DAVIDSON INC Morgan Stanley Smi th Barney LLC acted as yo ur agent in this transa	12/30/08 05/28/09	07/24/09	16,087.93 8,369.19	12,066.62 6,314.81		4,021.31 2,054.38
125006050	2	HARMAN INTL INDS INC NEW MorganStanley SmithBarney LLC acted as your agent in this transaction	06/18/09	12/08/09	71.27	37.22		34.05
125006060	226	HARRIS CORP-DELAWARE-	11/14/08	02/10/09	9,710.26	7,643.30		2,066.96
125006070	60	HARRIS CORP-DELAWARE-	11/14/08	04/06/09	1,779.59	2,029.19	(249.60)	
125006080	1,380	HARRIS CORP-DELAWARE- Morgan Stanley Smi th Barney LLC acted as yo ur agent in this transa	11/14/08	06/29/09	39,324.84	46,671.46	(7,346.62)	
125006090	303	HARRIS CORP-DELAWARE- Morgan Stanley Smi th Barney LLC acted as yo ur agent in this transa	11/14/08	06/30/09	8,613.70	10,247.43	(1,633.73)	
125006100	10	HARRIS CORP-DELAWARE- MorganStanley SmithBarney LLC acted as your agent in this transaction	11/14/08	10/27/09	377.39	338.20		39.19
125006130	0355	HARRIS STRATEX NETWORKS INC CL A RECORD 05/13/09 PAY 05/27/09 FROM 413875105000	05/27/09	05/27/09	17	19	(.02)	
125006140	351	HARRIS STRATEX NETWORKS INC CL A Morgan Stanley Smi th Barney LLC acted as yo	05/27/09	06/09/09	2,070.84	1,883.37		187.47
125006150	350	HARRIS STRATEX NETWORKS INC CL A Morgan Stanley Smi th Barney LLC acted as yo	05/27/09	06/09/09	2,064.94	1,878.01		186.93

2
0
0
9

Y
E
A
R

E
N
D

S
U
M
M
A
R
Y

Ref 00000841 00009190

CITI GLOBAL IMPACT FUNDING
Account Number 692-72493-15 643

Details of Short Term Gain (Loss) 2009 : continued

Reference number	Quantity	Security Description	Opening Trade Date	Closing Trade Date	Sale Proceeds	Cost	(Loss)	Gain
125006210	289	HELIX ENERGY SOLUTIONS GROUP	12/30/08	04/06/09	\$ 1,737 46	\$ 1,939 82	(\$ 202 36)	
125006220	998	HELIX ENERGY SOLUTIONS GROUP	12/30/08	04/08/09	7,643 88	6,698 78		945 10
125006230	197	HELIX ENERGY SOLUTIONS GROUP	12/30/08	05/07/09	2,175 14	1,322 30		852 84
	177		01/30/09		1,954 31	929 53		1,024 78
125006240	1,123	HELIX ENERGY SOLUTIONS GROUP	01/30/09	05/13/09	10,615 78	5,897 55		4,718 23
125006250	88	HEWITT ASSOCIATES INC CLASS A	12/30/08	02/10/09	2,723 14	2,416 54		306 60
125006260	352	HEWITT ASSOCIATES INC CLASS A	12/30/08	04/14/09	10,194 14	9,666 17		527 97
125006270	348	HEWITT ASSOCIATES INC CLASS A MorganStanley SmithBarney LLC acted as your agent in this transaction	12/30/08	09/23/09	12,326 36	9,556 33		2,770 03
125006280	5	HEWITT ASSOCIATES INC CLASS A	12/30/08	10/27/09	183 85	137 30		46.55
	14	MorganStanley SmithBarney LLC acted as your agent in this transaction	08/24/09		514 79	501 41		13 38
125006290	50	HEWITT ASSOCIATES INC CLASS A MorganStanley SmithBarney LLC acted as your agent in this transaction	08/24/09	12/08/09	2 161 24	1,790 76		370 48
125006300	92	HEWITT ASSOCIATES INC CLASS A MorganStanley SmithBarney LLC acted as your agent in this transaction	08/24/09	12/15/09	4,001 43	3,295 00		706 43
125006370	217	HILL INTL INC MorganStanley SmithBarney LLC acted as your agent in this transaction	12/30/08	10/20/09	1,632 66	1,297 90		334 76
125006380	69	HILL INTL INC MorganStanley SmithBarney LLC acted as your agent in this transaction	12/30/08	10/27/09	528 52	412 70		115 82
125006390	25	HILL INTL INC MorganStanley SmithBarney LLC acted as your agent in this transaction	12/30/08	12/08/09	155 49	149 53		5 96

2
0
0
9
Y
E
A
R
E
N
D
S
U
M
M
A
R
Y

CITI GLOBAL IMPACT FUNDING
Account Number 692-72493-15 643

Details of Short Term Gain (Loss) 2009 - continued

Reference number	Quantity	Security Description	Opening Trade Date	Closing Trade Date	Sale Proceeds	Cost	(Loss)	Gain
125006400	55	HILL INTL INC MorganStanley SmithBarney LLC acted as your agent in this transaction	12/30/08	12/15/09	\$ 357 16	\$ 328 96		\$ 28 20
125006470	164	HOSPIRA INC	12/30/08	02/10/09	4,118 67	4,274 69	(156 02)	
125006480	520	HOSPIRA INC	12/30/08	04/06/09	15,845 66	13,553 91		2,291 75
125006490	38	HOSPIRA INC MorganStanley SmithBarney LLC acted as your agent in this transaction	12/30/08	10/27/09	1 801 68	990 48		811 20
125006500	20	HOSPIRA INC MorganStanley SmithBarney LLC acted as your agent in this transaction	12/30/08	12/08/09	956 78	521 30		435 48
125006510	197	HOUSTON WIRE & CABLE CO	12/30/08	04/06/09	1,743 05	1,780 23	(37 18)	
125006520	80	HOUSTON WIRE & CABLE CO MorganStanley SmithBarney LLC acted as your agent in this transaction	12/30/08	10/20/09	998 37	722 94		275 43
125006530	189	HOYA CORP SPONSORED ADR USD	12/30/08	04/06/09	3,543 73	3,267 81		275 92
125006540	8	HOYA CORP SPONSORED ADR USD MorganStanley SmithBarney LLC acted as your agent	12/30/08	10/27/09	171 19	138 32		32 87
125006550	22	HOYA CORP SPONSORED ADR USD MorganStanley SmithBarney LLC acted as your agent	12/30/08	12/08/09	595 30	380 38		214 92
125006560	8	HUB GROUP INC CL A MorganStanley SmithBarney LLC acted as your agent in this transaction	08/18/09	10/27/09	205 03	180 94		24 09
125006570	415	HUMANA INC	12/30/08	01/26/09	15,776 55	15,430 74		345 81
125006580	105	HUMANA INC	12/30/08	02/10/09	4,577 84	3,904 16		673 68
125006590	32	HUMANA INC	12/30/08	02/10/09	1,392 95	1,189 84		203 11
125006600	1,109	HUMANA INC	12/30/08	02/26/09	26,783 64	41,235 39	(14,451 75)	

2
0
0
9
Y
E
A
R
E
N
D
S
U
M
M
A
R
Y

Ref 00000841 00009192

CITI GLOBAL IMPACT FUNDING

Account Number 692-72493-15 643

Details of Short Term Gain (Loss) 2009 - continued

Reference number	Quantity	Security Description	Opening Trade Date	Closing Trade Date	Sale Proceeds	Cost	(Loss)	Gain
125006610	91	HUNTSMAN CORP MorganStanley SmithBarney LLC acted as your agent in this transaction	09/21/09	10/20/09	\$ 834 44	\$ 854 74	(20 30)	
125006620	16	HUNTSMAN CORP MorganStanley SmithBarney LLC acted as your agent in this transaction	09/21/09	10/27/09	133 43	150 28	(16 85)	
125006630	8	HUNTSMAN CORP MorganStanley SmithBarney LLC acted as your agent in this transaction	09/21/09	12/08/09	85 67	75 14		10 53
125006640	18	HURON CONSULTING GROUP INC MorganStanley SmithBarney LLC acted as your agent in this transaction	12/30/08	10/20/09	428 74	1,025 13	(596 39)	
125006650	7	HURON CONSULTING GROUP INC MorganStanley SmithBarney LLC acted as your agent in this transaction	12/30/08	10/27/09	167 23	398 66	(231 43)	
125006660	4	HURON CONSULTING GROUP INC MorganStanley SmithBarney LLC acted as your agent in this transaction	12/30/08	12/08/09	95 15	227 81	(132 66)	
125006720	98	ITT EDUCATIONAL SERVICES INC	01/09/09	02/10/09	12,359 20	9,785 51		2,573 69
125006730	85	ITT EDUCATIONAL SERVICES INC	01/09/09	02/11/09	10,793 78	8,487 44		2,306 34
125006740	64	ITT CORP	12/30/08	02/10/09	2,762 86	2,871 04	(108 18)	
125006750	94	ITT CORP	12/30/08	04/06/09	3,626 49	4,216 84	(590 35)	
125006760	163	ITT CORP Morgan Stanley Smi th Barney LLC acted as yo ur agent in this transa	12/30/08	06/23/09	7 010 75	7,312 18	(301 43)	
125006770	32	ICICI BANK LTD-SPONS ADR- INR Morgan Stanley Smi th Barney LLC acted as yo	12/30/08	06/12/09	993 89	600 92		392 97

2
0
0
9

Y
E
A
R

E
N
D

S
U
M
M
A
R
Y

CITI GLOBAL IMPACT FUNDING
Account Number 692-72493-15 643

Details of Short-Term Gain (Loss) 2009 - continued

Reference number	Quantity	Security Description	Opening Trade Date	Closing Trade Date	Sale Proceeds	Cost	(Loss)	Gain
125006780	45	ICICI BANK LTD SPONS ADR- INR MorganStanley SmithBarney LLC acted as your agent	12/30/08	10/20/09	\$ 1,832.01	\$ 845.05		\$ 986.96
125006790	11	ICICI BANK LTD-SPONS ADR- INR MorganStanley SmithBarney LLC acted as your agent	12/30/08	10/27/09	377.51	206.57		170.94
125006800	13	ICICI BANK LTD-SPONS ADR- INR MorganStanley SmithBarney LLC acted as your agent	12/30/08	12/08/09	477.00	244.12		232.88
125006810	97	IDEXX LABORATORIES INC	12/30/08	04/06/09	3,553.67	3,409.51		144.16
125006820	4	IDEXX LABORATORIES INC MorganStanley SmithBarney LLC acted as your agent in this transaction	12/30/08	10/27/09	215.91	140.60		75.31
125006830	9	IDEXX LABORATORIES INC MorganStanley SmithBarney LLC acted as your agent in this transaction	12/30/08	12/08/09	466.45	316.35		150.10
125006840	6	ILLUMINA INC MorganStanley SmithBarney LLC acted as your agent in this transaction	10/28/09	12/08/09	166.73	202.32	(35.59)	
125006850	94	IMPERIAL OIL LTD NEW	12/30/08	04/06/09	3,569.16	3,121.28		447.88
125006860	25	IMPERIAL OIL LTD NEW Morgan Stanley Smi th Barney LLC acted as yo ur agent in this transa	12/30/08	06/12/09	1,039.97	830.13		209.84
125006870	3	IMPERIAL OIL LTD NEW MorganStanley SmithBarney LLC acted as your agent in this transaction	12/30/08	10/27/09	118.28	99.62		18.66
125006880	16	IMPERIAL OIL LTD NEW MorganStanley SmithBarney LLC acted as your agent in this transaction	12/30/08	12/08/09	580.46	531.28		49.18

2
0
0
9
Y
E
A
R
E
N
D
S
U
M
M
A
R
Y

Ref 00000841 00009194

CITI GLOBAL IMPACT FUNDING
Account Number 692-72493-15 643

Details of Short Term Gain (Loss) 2009 - continued

Reference number	Quantity	Security Description	Opening Trade Date	Closing Trade Date	Sale Proceeds	Cost	(Loss)	Gain
125006890	1,642	INFINEON TECHNOLOGIES ADR	12/30/08	01/14/09	\$ 1,846 74	\$ 2,164 16	(\$ 317 42)	
125006930	49	INTEGRA LIFESCIENCES HOLDINGS CORP	02/29/08	02/10/09	1,437 65	2,051 85	(614 20)	
125006940	9	INTEGRA LIFESCIENCES HOLDINGS CORP	05/19/08	04/06/09	206 19	376 80	(170 61)	
125006970	50	INTEGRAL SYS INC MD MorganStanley SmithBarney LLC acted as your agent in this transaction	12/30/08	10/20/09	404 98	586 32	(181 34)	
125006980	25	INTEGRAL SYS INC MD MorganStanley SmithBarney LLC acted as your agent in this transaction	12/30/08	10/27/09	219 74	293 16	(73 42)	
125006990	13	INTEGRAL SYS INC MD MorganStanley SmithBarney LLC acted as your agent in this transaction	12/30/08	12/08/09	108 41	152 44	(44 03)	
125007000	30	INTEGRAL SYS INC MD MorganStanley SmithBarney LLC acted as your agent in this transaction	12/30/08	12/15/09	261 89	351 79	(89 90)	
125007010	41	INTEL CORP MorganStanley SmithBarney LLC acted as your agent in this transaction	05/14/09	10/27/09	810 58	639 69		170 89
125007020	26	INTEL CORP MorganStanley SmithBarney LLC acted as your agent in this transaction	05/14/09	12/08/09	518 69	405 66		113 03
125007060	660	INTERNATIONAL GAME TECHNOLOGY	12/30/08	03/02/09	5,253 57	7,384 48	(2,130 91)	
125007070	51	INTESA SANPAOLO S P A SPONSORED ADR MorganStanley SmithBarney LLC acted as your agent	12/30/08	10/20/09	1,436 12	1,087 66		348 46
125007080	10	INTESA SANPAOLO S P A SPONSORED ADR MorganStanley SmithBarney LLC acted as your agent	12/30/08	10/27/09	257 49	213 27		44 22

2
0
0
9
Y
E
A
R
E
N
D
S
U
M
M
A
R
Y

Ref 00000841 00009195

CITI GLOBAL IMPACT FUNDING
Account Number 692-72493-15 643

Details of Short Term Gain (Loss) 2009 - continued

Reference number	Quantity	Security Description	Opening Trade Date	Closing Trade Date	Sale Proceeds	Cost	(Loss)	Gain
125007090	8	INTESA SANPAOLO S P A SPONSORED ADR MorganStanley SmithBarney LLC acted as your agent	12/30/08	12/08/09	\$ 209 51	\$ 170.61		\$ 38 90
125007100	250	INTUIT INC	12/30/08	01/23/09	5,817 96	5,844 98	(27 02)	
125007110	191	INTUIT INC	12/30/08	02/19/09	4,091 69	4,465 56	(373 87)	
125007120	59	INTUIT INC MorganStanley SmithBarney LLC acted as your agent in this transaction	12/30/08	10/20/09	1,738 09	1,379 41		358 68
125007130	36	INTUIT INC MorganStanley SmithBarney LLC acted as your agent in this transaction	12/30/08	10/27/09	1,080 04	841 68		238 36
125007140	14	INTUIT INC MorganStanley SmithBarney LLC acted as your agent in this transaction	12/30/08	12/08/09	411 05	327 32		83 73
125007150	65	INVESTMENT TECHNOLOGY GRP NEW	12/30/08	04/06/09	1,789 33	1,395 42		393 91
125007160	42	INVESTMENT TECHNOLOGY GRP NEW MorganStanley SmithBarney LLC acted as your agent in this transaction	12/30/08	10/20/09	1 118 85	901 66		217 19
125007170	8	INVESTMENT TECHNOLOGY GRP NEW MorganStanley SmithBarney LLC acted as your agent in this transaction	12/30/08	10/27/09	197 83	171 74		26 09
125007180	11	INVESTMENT TECHNOLOGY GRP NEW MorganStanley SmithBarney LLC acted as your agent in this transaction	12/30/08	12/08/09	198 76	236 15	(37 39)	
125007190	26	INVESTMENT TECHNOLOGY GRP NEW MorganStanley SmithBarney LLC acted as your agent in this transaction	12/30/08	12/15/09	492 68	558 17	(65 49)	

2
0
0
9
Y
E
A
R
E
N
D
S
U
M
M
A
R
Y

Ref 00000841 00009196

CITI GLOBAL IMPACT FUNDING

Account Number 692-72493-15 643

Details of Short Term Gain/(Loss) 2009 - continued

Reference number	Quantity	Security Description	Opening Trade Date	Closing Trade Date	Sale Proceeds	Cost	(Loss)	Gain
125007240	11	JABIL CIRCUIT INC MorganStanley SmithBarney LLC acted as your agent in this transaction	09/23/09	10/27/09	\$ 162 02	\$ 140 24		\$ 21 78
125007250	8	JABIL CIRCUIT INC MorganStanley SmithBarney LLC acted as your agent in this transaction	09/23/09	12/08/09	106 01	101 99		4 02
125007280	65	JONES LANG LASALLE INC	12/30/08	04/06/09	1,808 28	1,676 73		131 55
125007290	282	JONES LANG LASALLE INC	12/30/08	05/19/09	10,570 66	7,274 42		3,296 24
125007300	318	JONES LANG LASALLE INC MorganStanley SmithBarney LLC acted as your agent in this transaction	12/30/08	12/28/09	19,588 42	8,203 06		11,385 36
125007310	119	JOY GLOBAL INC MorganStanley SmithBarney LLC acted as your agent in this transaction	08/04/09	10/20/09	6,520 30	4,791 21		1,729 09
125007320	43	JOY GLOBAL INC MorganStanley SmithBarney LLC acted as your agent in this transaction	08/04/09	10/27/09	2,304 89	1,731 28		573 61
125007330	95	JOY GLOBAL INC MorganStanley SmithBarney LLC acted as your agent in this transaction	08/04/09	10/30/09	4,804 34	3,824 92		979 42
125007340	1	JOY GLOBAL INC MorganStanley SmithBarney LLC acted as your agent in this transaction	08/04/09	12/08/09	50 83	40 26		10 57
125007350	290	JUNIPER NETWORKS INC	12/30/08	05/15/09	6,255 71	5,039 73		1,215 98
125007360	264	JUNIPER NETWORKS INC	12/30/08	06/08/09	6,159 48	4,587 90		1,571 58
	123	Morgan Stanley SmithBarney LLC acted as your agent in this transaction	03/12/09		2,869 76	1,807 85		1,061 91
125007370	83	JUPITER TELECOM UNSPON ADR	04/03/09	04/06/09	3 581 42	3,734 17	(152 75)	

2
0
0
9

Y
E
A
R

E
N
D

S
U
M
M
A
R
Y

Ref 00000841 00009197

CITI GLOBAL IMPACT FUNDING
Account Number 692-72493-15 643

Details of Short Term Gain (Loss) 2009 - *continued*

Reference number	Quantity	Security Description	Opening Trade Date	Closing Trade Date	Sale Proceeds	Cost	(Loss)	Gain
125007380	12	JUPITER TELECOM UNSPON ADR MorganStanley SmithBarney LLC acted as your agent in this transaction	04/03/09	10/27/09	\$ 713 38	\$ 539 88		\$ 173.50
125007390	13	JUPITER TELECOM UNSPON ADR MorganStanley SmithBarney LLC acted as your agent in this transaction	04/03/09	12/08/09	814 94	584 87		230 07
125007400	64	KB FINANCIAL GROUP INC ADR	12/30/08	04/06/09	1,772 15	1,655.06		117 09
125007410	30	KB FINANCIAL GROUP INC ADR MorganStanley SmithBarney LLC acted as your agent in this transaction	12/30/08	10/20/09	1,607 05	775 81		831 24
125007420	11	KB FINANCIAL GROUP INC ADR MorganStanley SmithBarney LLC acted as your agent in this transaction	12/30/08	10/27/09	573 52	284.46		289 06
125007430	7	KB FINANCIAL GROUP INC ADR MorganStanley SmithBarney LLC acted as your agent in this transaction	12/30/08	12/08/09	362 73	181 02		181 71
125007460	966	K V PHARMACEUTICAL CO CLASS A	12/30/08	01/29/09	579 59	2,559 32	(1,979 73)	
125007480	121	KANSAS CITY SOUTHERN INDS NEW	01/12/09	04/28/09	1,840 46	2,458 72	(618 26)	
125007490	484	KANSAS CITY SOUTHERN INDS NEW Morgan Stanley Smi th Barney LLC acted as yo ur agent in this transa	05/15/09	09/02/09	11 471 71	7,180 53		4,291 18
125007500	6	KANSAS CITY SOUTHERN INDS NEW MorganStanley SmithBarney LLC acted as your agent in this transaction	05/15/09	10/27/09	152 99	89 01		63 98
125007510	10	KANSAS CITY SOUTHERN INDS NEW MorganStanley SmithBarney LLC acted as your agent in this transaction	05/15/09	12/08/09	287 22	148 36		138 86

2
0
0
9
Y
E
A
R
E
N
D
S
U
M
M
A
R
Y

CITI GLOBAL IMPACT FUNDING
Account Number 692-72493-15 643

Details of Short Term Gain (Loss) 2009 - continued

Reference number	Quantity	Security Description	Opening Trade Date	Closing Trade Date	Sale Proceeds	Cost	(Loss)	Gain
125007520	502	KANSAS CITY SOUTHERN INDS NEW Morgan Stanley Smith Barney LLC acted as your agent in this transaction	05/15/09	12/28/09	\$ 16,893.82	\$ 7,447.57		\$ 9,446.25
125007530	132	KELLOGG CO	11/18/08	02/10/09	5,438.69	6,066.02	(627.33)	
125007540	230	KELLOGG CO	11/18/08	04/06/09	8,832.18	10,569.58	(1,737.40)	
125007550	1,158	KELLOGG CO Morgan Stanley Smith Barney LLC acted as your agent in this transaction	11/18/08	06/03/09	51,357.14	53,215.54	(1,858.40)	
125007560	25	KELLOGG CO Morgan Stanley Smith Barney LLC acted as your agent in this transaction	11/18/08	10/27/09	1,263.31	1,148.87		114.44
125007580	86	KENSEY NASH CORP	12/30/08	04/06/09	1,759.55	1,557.06		202.49
125007590	26	KENSEY NASH CORP Morgan Stanley Smith Barney LLC acted as your agent in this transaction	12/30/08	10/20/09	672.34	470.74		201.60
125007600	6	KENSEY NASH CORP Morgan Stanley Smith Barney LLC acted as your agent in this transaction	12/30/08	10/27/09	146.03	108.63		37.40
125007610	47	KENSEY NASH CORP Morgan Stanley Smith Barney LLC acted as your agent in this transaction	12/30/08	12/15/09	1,139.72	850.95		288.77
125007620	92	KEYCORP -NEW Morgan Stanley Smith Barney LLC acted as your agent in this transaction	07/07/09	10/27/09	539.35	491.28		48.07
125007630	113	KEYCORP -NEW Morgan Stanley Smith Barney LLC acted as your agent in this transaction	07/07/09	12/08/09	655.55	603.42		52.13

2
0
0
9
Y
E
A
R
E
N
D
S
U
M
M
A
R
Y

CITI GLOBAL IMPACT FUNDING

Account Number 692-72493-15 643

Details of Short Term Gain (Loss) 2009 - continued

Reference number	Quantity	Security Description	Opening Trade Date	Closing Trade Date	Sale Proceeds	Cost	(Loss)	Gain
125007640	9	KIMBERLY CLARK CORP MorganStanley SmithBarney LLC acted as your agent in this transaction	10/30/09	12/08/09	\$ 584 20	\$ 551 76		\$ 32 44
125007650	373	KINGFISHER PLC SPONSORED ADR NEW	12/30/08	04/06/09	1,753 09	1,436 05		317 04
125007660	110	KINGFISHER PLC SPONSORED ADR NEW MorganStanley SmithBarney LLC acted as your agent	12/30/08	10/27/09	827 17	423 50		403 67
125007670	72	KINGFISHER PLC SPONSORED ADR NEW MorganStanley SmithBarney LLC acted as your agent	12/30/08	12/08/09	542 86	277 20		265 66
125007680	330	KNIGHT CAPITAL GROUP INC	10/07/09	12/03/09	4,814 61	7,193 67	(2,379 06)	
	888	CL A	10/08/09		12,955 68	19,711 65	(6,755 97)	
	325	MorganStanley SmithBarney LLC	10/09/09		4,741 66	7,296 09	(2,554 43)	
	812	acted as your agent	10/12/09		11,846 86	18,352 42	(6,505 56)	
	223		10/13/09		3,253 50	4,988 76	(1,735 26)	
125007690	346	KNIGHT TRANSPORTATION INC	12/30/08	04/06/09	5,356 08	5,376 01	(19 93)	
125007700	113	KNIGHT TRANSPORTATION INC	12/30/08	04/24/09	1,932 25	1,755 75		176 50
125007710	38	KOHL'S CORP	12/30/08	02/10/09	1 415 55	1,315 45		100 10
125007720	118	KOHL'S CORP	12/30/08	04/06/09	5 362 52	4,084 83		1,277 69
125007730	31	KOMATSU LTD ADR NEW	12/30/08	02/10/09	1 366 16	1,570 13	(203 97)	
125007740	73	KOMATSU LTD ADR NEW	12/30/08	04/06/09	3,540 48	3,697 40	(156 92)	
125007750	31	KOMATSU LTD ADR NEW Morgan Stanley Smi th Barney LLC acted as yo ur agent in this transa	12/30/08	06/12/09	2,016 49	1,570 13		446 36
125007760	28	KOMATSU LTD ADR NEW MorganStanley SmithBarney LLC acted as your agent in this transaction	12/30/08	10/20/09	2,244 98	1,418 18		826 80
125007770	11	KOMATSU LTD ADR NEW MorganStanley SmithBarney LLC acted as your agent in this transaction	12/30/08	10/27/09	869 52	557 14		312 38

2
0
9
Y
E
A
R
E
N
D
S
U
M
M
A
R
Y

Ref 00000841 00009200

CITI GLOBAL IMPACT FUNDING
Account Number 692-72493-15 643

Details of Short Term Gain (Loss) 2009 - continued

Reference number	Quantity	Security Description	Opening Trade Date	Closing Trade Date	Sale Proceeds	Cost	(Loss)	Gain
125007780	281	KOMATSU LTD ADR NEW MorganStanley SmithBarney LLC acted as your agent in this transaction	12/30/08	11/23/09	\$ 21,782 50	\$ 14,232 45		\$ 7,550 05
125007790	111	KONINKLIJKE PHILIPS ELECTRONCIS NS SPON ADR NEW	12/30/08	04/06/09	1,782 98	2,174 18	(391 20)	
125007800	21	KONINKLIJKE PHILIPS ELECTRONCIS NS SPON ADR NEW MorganStanley SmithBarney LLC acted as your agent	12/30/08	10/27/09	551 02	411 33		139 69
125007810	9	KONINKLIJKE PHILIPS ELECTRONCIS NS SPON ADR NEW MorganStanley SmithBarney LLC acted as your agent	12/30/08	12/08/09	259 21	176 28		82 93
125007820	2	KONICA MINOLTA HLDGS UNSPON ADR MorganStanley SmithBarney LLC acted as your agent	06/09/09	12/08/09	200 49	225 28	(24 79)	
125007830	642	KOREA ELEC PWR CORP SP ADR	12/30/08	02/12/09	6,273 71	7,264 87	(991 16)	
125007850	121	KUBOTA LTD ADR -USD-	12/30/08	04/06/09	3,562 06	4,292 23	(730 17)	
125007860	54	KUBOTA LTD ADR -USD- Morgan Stanley Smi th Barney LLC acted as yo ur agent in this transa	12/30/08	06/12/09	2 005 23	1,915 54		89 69
125007870	387	KUBOTA LTD ADR -USD- MorganStanley SmithBarney LLC acted as your agent in this transaction	12/30/08	10/20/09	15,297 09	13,728 05		1,569 04
125007880	8	KUBOTA LTD ADR -USD- MorganStanley SmithBarney LLC acted as your agent in this transaction	12/30/08	10/27/09	316 15	283 78		32 37
125007890	118	LKQ CORP	12/30/08	04/06/09	1,785 35	1,328 60		456 75
125007900	13	LKQ CORP MorganStanley SmithBarney LLC acted as your agent in this transaction	12/30/08	10/27/09	233 11	146 37		86 74
125007910	625	L OREAL CO ADR -USD-	12/30/08	04/06/09	8,818 70	11,043 44	(2,224 74)	

2
0
0
9

Y
E
A
R

E
N
D

S
U
M
M
A
R
Y

Ref 00000841 00009201

CITI GLOBAL IMPACT FUNDING
Account Number 692-72493-15 643

Details of Short Term Gain (Loss) 2009 - continued

Reference number	Quantity	Security Description	Opening Trade Date	Closing Trade Date	Sale Proceeds	Cost	(Loss)	Gain
125007920	529	L OREAL CO ADR -USD-	12/30/08	05/26/09	\$ 8,364.38	\$ 9,347.17	(\$ 982.79)	
125007930	83	L OREAL CO ADR -USD- Morgan Stanley Smith Barney LLC acted as your agent in this transaction	12/30/08	10/27/09	1,732.99	1,466.57		266.42
125007940	84	L OREAL CO ADR -USD- Morgan Stanley Smith Barney LLC acted as your agent in this transaction	12/30/08	12/08/09	1,856.35	1,484.24		372.11
125007950	387	LVMH MOET HENNESSY LOUIS VUITTON, PARIS -EUR ADR	03/19/09	04/06/09	5,321.22	5,288.32		32.90
125007960	61	LVMH MOET HENNESSY LOUIS VUITTON, PARIS EUR ADR Morgan Stanley Smith Barney LLC acted as yo	03/19/09	06/12/09	1,015.62	833.56		182.06
125007970	3	LVMH MOET HENNESSY LOUIS VUITTON, PARIS -EUR ADR Morgan Stanley Smith Barney LLC acted as your agent	03/19/09	12/08/09	64.31	40.99		23.32
125007980	1,201.514	LAZARD EMERGING MARKETS PORT FUND	12/30/08	02/10/09	12,291.49	12,964.34	(672.85)	
125007990	22,383.016	LAZARD EMERGING MARKETS PORT FUND	12/30/08	04/06/09	258,523.83	241,512.74		17,011.09
125008000	4,009.629	LAZARD EMERGING MARKETS PORT FUND	12/30/08	06/12/09	58,139.62	43,263.90		14,875.72
125008010	5,260.021	LAZARD EMERGING MARKETS PORT FUND	12/30/08	10/20/09	96,942.19	56,755.63		40,186.56
125008020	1,710.963	LAZARD EMERGING MARKETS PORT FUND	12/30/08	10/27/09	30,455.14	18,461.29		11,993.85
125008030	1,241.95	LAZARD EMERGING MARKETS PORT FUND	12/30/08	12/08/09	22,255.74	13,400.64		8,855.10
125008040	2,376.969	LAZARD EMERGING MARKETS PORT FUND	12/30/08	12/15/09	43,569.84	25,647.49		17,922.35
125008050	30	LEGG MASON INC Morgan Stanley Smith Barney LLC acted as your agent in this transaction	06/30/09	10/20/09	978.27	735.23		243.04

2
0
0
9

Y
E
A
R

E
N
D

S
U
M
M
A
R
Y

CITI GLOBAL IMPACT FUNDING
Account Number 692-72493-15 643

Details of Short Term Gain (Loss) 2009 - continued

Reference number	Quantity	Security Description	Opening Trade Date	Closing Trade Date	Sale Proceeds	Cost	(Loss)	Gain
125008060	235	LEGG MASON INC MorganStanley SmithBarney LLC acted as your agent in this transaction	06/30/09	12/01/09	\$ 6,647 74	\$ 5,759 26		\$ 888 48
125008100	79	LOEWS CORP	03/25/09	04/06/09	1,805 13	1,784 50		20 63
125008110	36	LOEWS CORP Morgan Stanley Smi th Barney LLC acted as yo ur agent in this transa	03/25/09	06/12/09	1,012 38	813 19		199 19
125008120	1,546	LOEWS CORP Morgan Stanley Smi th Barney LLC acted as yo ur agent in this transa	03/25/09	08/19/09	47,414 60	34,921 97		12,492 63
125008130	98	LONZA GROUP AG UNSPON ADR MorganStanley SmithBarney LLC acted as your agent in this transaction	12/30/08	10/20/09	1,058 37	916 30		142 07
125008140	28	LONZA GROUP AG UNSPON ADR MorganStanley SmithBarney LLC acted as your agent in this transaction	12/30/08	10/27/09	290 91	261 80		29 11
125008150	77	M & T BK CORP	02/26/09	04/06/09	3,606 65	3,233 68		372 97
125008160	183	M & T BK CORP MorganStanley SmithBarney LLC acted as your agent in this transaction	02/26/09	10/20/09	12,341 51	7,685 23		4,656 28
125008170	75	M & T BK CORP MorganStanley SmithBarney LLC acted as your agent in this transaction	02/26/09	10/27/09	5,040 71	3,149 68		1,891 03
125008180	32	M & T BK CORP MorganStanley SmithBarney LLC acted as your agent in this transaction	02/26/09	12/08/09	2,038 40	1,343 87		694 53
125008190	357	MEMC ELECTRONIC MATERIALS INC	12/30/08	01/22/09	4,212 93	4,815 36	(602 43)	

2
0
9
Y
E
A
R
E
N
D
S
U
M
M
A
R
Y

Ref 0000841 00009203

CITI GLOBAL IMPACT FUNDING

Account Number 692-72493-15 643

Details of Short Term Gain (Loss) 2009 - continued

Reference number	Quantity	Security Description	Opening Trade Date	Closing Trade Date	Sale Proceeds	Cost	(Loss)	Gain
125008200	1,063	MEMC ELECTRONIC MATERIALS INC	05/20/09	11/18/09	\$ 13,938 54	\$ 19,042 79	(\$ 5,104 25)	
	442	MorganStanley SmithBarney LLC acted as your agent in this transaction	09/02/09		5,795 71	6,932 37	(1,136 66)	
125008210	60	MWI VETERINARY SUPPLY INC	12/30/08	04/06/09	1,748 39	1,516 04		232.35
125008220	9	MWI VETERINARY SUPPLY INC MorganStanley SmithBarney LLC acted as your agent in this transaction	12/30/08	10/27/09	339 56	227 41		112 15
125008230	13	MWI VETERINARY SUPPLY INC MorganStanley SmithBarney LLC acted as your agent in this transaction	12/30/08	12/08/09	444 71	328.48		116 23
125008240	20	MWI VETERINARY SUPPLY INC MorganStanley SmithBarney LLC acted as your agent in this transaction	12/30/08	12/15/09	700 38	505 35		195 03
125008250	54	MANHATTAN ASSOCIATES INC Morgan Stanley Smith Barney LLC acted as your agent in this transaction	12/30/08	06/12/09	1,015 95	821 69		194 26
125008260	37	MANHATTAN ASSOCIATES INC MorganStanley SmithBarney LLC acted as your agent in this transaction	12/30/08	10/20/09	857 26	563 01		294 25
125008270	17	MANHATTAN ASSOCIATES INC MorganStanley SmithBarney LLC acted as your agent in this transaction	12/30/08	10/27/09	404 26	258 68		145 58
125008280	11	MANHATTAN ASSOCIATES INC MorganStanley SmithBarney LLC acted as your agent in this transaction	12/30/08	12/08/09	265 64	167 38		98 26
125008290	23	MANHATTAN ASSOCIATES INC MorganStanley SmithBarney LLC acted as your agent in this transaction	12/30/08	12/15/09	561 41	349 98		211 43
125008300	960	MANPOWER INC WIS NEW	12/30/08	01/13/09	31,296 59	30,863 62		432 97

2
0
0
9

Y
E
A
R

E
N
D

S
U
M
M
A
R
Y

CITI GLOBAL IMPACT FUNDING
Account Number 692-72493-15 643

Details of Short Term Gain (Loss) 2009 - continued

Reference number	Quantity	Security Description	Opening Trade Date	Closing Trade Date	Sale Proceeds	Cost	(Loss)	Gain
125008310	5	MARKS & SPENCER GROUP PLC SPONSORED ADR MorganStanley SmithBarney LLC acted as your agent	11/09/09	12/08/09	\$ 65 04	\$ 62 65		\$ 2 39
125008320	412	MARSH & MCLENNAN COS INC	12/30/08	01/15/09	8,808.51	9,624.03	(815.52)	
125008330	412	MARSH & MCLENNAN COS INC	12/30/08	01/23/09	8,102.96	9,624.03	(1,521.07)	
125008340	22	MARTIN MARIETTA MATERIALS INC	12/30/08	04/06/09	1,925.20	2,095.67	(170.47)	
125008350	128	MARTIN MARIETTA MATERIALS INC Morgan Stanley Smith Barney LLC acted as yo ur agent in this transa	12/30/08	06/23/09	10,094.46	12,192.97	(2,098.51)	
125008360	1	MASSEY ENERGY COMPANY MorganStanley SmithBarney LLC acted as your agent in this transaction	10/16/09	10/27/09	31.50	32.78	(1.28)	
125008370	7	MASSEY ENERGY COMPANY MorganStanley SmithBarney LLC acted as your agent in this transaction	10/16/09	12/08/09	248.63	229.43		19.20
125008380	19	MASSEY ENERGY COMPANY MorganStanley SmithBarney LLC acted as your agent in this transaction	10/16/09	12/15/09	756.94	622.74		134.20
125008390	36	MATTHEWS INTL CORP CL A	12/30/08	02/10/09	1,368.72	1,259.40		109.32
125008400	33	MATTHEWS INTL CORP CL A Morgan Stanley Smi th Barney LLC acted as yo ur agent in this transa	12/30/08	06/12/09	1,036.17	1,154.44	(118.27)	
125008410	5	MATTHEWS INTL CORP CL A MorganStanley SmithBarney LLC acted as your agent in this transaction	12/30/08	10/27/09	192.19	174.92		17.27
125008420	11	MATTHEWS INTL CORP CL A MorganStanley SmithBarney LLC acted as your agent in this transaction	12/30/08	12/08/09	377.73	384.82	(7.09)	

2
0
0
9

Y
E
A
R

E
N
D

S
U
M
M
A
R
Y

Ref 00000841 00009205

CITI GLOBAL IMPACT FUNDING
Account Number 692-72493-15 643

Details of Short Term Gain (Loss) 2009 - *continued*

Reference number	Quantity	Security Description	Opening Trade Date	Closing Trade Date	Sale Proceeds	Cost	(Loss)	Gain
125008430	19	MATTHEWS INTL CORP CL A MorganStanley SmithBarney LLC acted as your agent in this transaction	12/30/08	12/15/09	\$ 656 05	\$ 664 68	(\$ 8 63)	
125008440	52	MCAFFEE INC	12/30/08	04/06/09	1 803 86	1 736 98		66 88
125008450	31	MCAFFEE INC MorganStanley SmithBarney LLC acted as your agent in this transaction	12/30/08	10/20/09	1 381 94	1 035 51		346 43
125008460	1	MCAFFEE INC MorganStanley SmithBarney LLC acted as your agent in this transaction	12/30/08	10/27/09	43 20	33 40		9 80
125008470	248	MCAFFEE INC MorganStanley SmithBarney LLC acted as your agent in this transaction	12/30/08	12/01/09	9 718 82	8 284 07		1 434 75
125008480	76	MCCORMICK & CO INC NON-VOTING	12/30/08	01/15/09	2 305 82	2 401 53	(95 71)	
125008490	240	MCCORMICK & CO INC NON-VOTING	12/30/08	04/06/09	7 027 64	7 583 78	(556 14)	
125008500	12	MCCORMICK & CO INC NON-VOTING MorganStanley SmithBarney LLC acted as your agent in this transaction	12/30/08	10/27/09	414 82	379 19		35 63
125008510	19	MCCORMICK & CO INC NON-VOTING MorganStanley SmithBarney LLC acted as your agent in this transaction	12/30/08	12/08/09	688 16	600 38		87 78
125008520	21	MCDERMOTT INTERNATIONAL INC MorganStanley SmithBarney LLC acted as your agent in this transaction	04/15/09	10/27/09	511 02	341 29		169 73
125008530	3	MCDERMOTT INTERNATIONAL INC MorganStanley SmithBarney LLC acted as your agent in this transaction	04/15/09	12/08/09	67 43	48 76		18 67
125008550	112	MCGRAW HILL COS INC	12/30/08	02/10/09	2 722 92	2 550 79		172 13
125008560	220	MCGRAW HILL COS INC	12/30/08	04/06/09	5 271 39	5 010 48		260 91

2
0
0
9

Y
E
A
R

E
N
D

S
U
M
M
A
R
Y

CITI GLOBAL IMPACT FUNDING

Account Number 692-72493-15 643

Details of Short Term Gain (Loss) 2009 - continued

Reference number	Quantity	Security Description	Opening Trade Date	Closing Trade Date	Sale Proceeds	Cost	(Loss)	Gain
125008570	432	MCGRAW HILL COS INC Morgan Stanley Smith Barney LLC acted as your agent in this transaction	12/30/08	06/16/09	\$ 12,958 88	\$ 9,838 75		\$ 3,120 13
125008580	12	MCKESSON CORPORATION MorganStanley SmithBarney LLC acted as your agent in this transaction	09/24/09	10/27/09	718 90	697 47		21 43
125008590	9	MCKESSON CORPORATION MorganStanley SmithBarney LLC acted as your agent in this transaction	09/24/09	12/08/09	551 88	523 10		28 78
125008600	339	MEDCO HEALTH SOLUTIONS INC	12/30/08	02/06/09	15,973 59	14,352 41		1,621 18
125008610	557	MEDIASET S P A SPONSORED ADR-USD	04/29/08	04/23/09	8,866 71	14,818 43	(5 951 72)	
125008620	63	MERCK KGAA ADR	12/30/08	04/06/09	1,833 28	1,930 95	(97 67)	
125008630	27	MERCK KGAA ADR MorganStanley SmithBarney LLC acted as your agent in this transaction	12/30/08	10/27/09	878 82	827 55		51 27
125008640	1	MERCK KGAA ADR MorganStanley SmithBarney LLC acted as your agent in this transaction	12/30/08	12/08/09	31 09	30 65		44
125008650	90	MEREDITH CORP	12/30/08	02/10/09	1,339 19	1,464 34	(125 15)	
125008660	499	MEREDITH CORP	12/30/08	03/27/09	8,686 09	8,118 93		567 16
125008670	275	MEREDITH CORP	12/30/08	04/06/09	5,239 27	4,474 36		764 91
125008680	488	MEREDITH CORP	12/30/08	04/29/09	11,745 61	7,939 95		3,805 66
125008690	734	MEREDITH CORP	12/30/08	05/20/09	20,455 24	11,942 47		8,512 77
125008700	35	MERIDIAN BIOSCIENCE INC MorganStanley SmithBarney LLC acted as your agent in this transaction	12/30/08	10/27/09	800 77	876 30	(75 53)	
125008710	19	MERIDIAN BIOSCIENCE INC MorganStanley SmithBarney LLC acted as your agent in this transaction	12/30/08	12/08/09	409 62	475 71	(66 09)	

2
0
9
Y
E
A
R
E
N
D
S
U
M
M
A
R
Y

CITI GLOBAL IMPACT FUNDING
Account Number 692-72493-15 643

2
0
0
9

Y
E
A
R

E
N
D

S
U
M
M
A
R
Y

Details of Short Term Gain (Loss) 2009 - continued

Reference number	Quantity	Security Description	Opening Trade Date	Closing Trade Date	Sale Proceeds	Cost	(Loss)	Gain
125008720	36	MERIDIAN BIOSCIENCE INC MorganStanley SmithBarney LLC acted as your agent in this transaction	12/30/08	12/15/09	\$ 777 27	\$ 901 34	(\$ 124 07)	
125008730	296	METROPCS COMMUNICATIONS INC	12/30/08	04/06/09	5,301 83	4,166 53		1,135 30
125008740	516	METROPCS COMMUNICATIONS INC Morgan Stanley Smi th Barney LLC acted as yo ur agent in this transa	12/30/08	07/07/09	6,379 76	7,263 26	(883 50)	
125008750	526 164	METROPCS COMMUNICATIONS INC Morgan Stanley Smi th Barney LLC acted as yo ur agent in this transa	12/30/08 01/05/09	07/31/09	6,279 96 1 958 01	7,404.03 2 525 60	(1,124 07) (567 59)	
125008760	207	MICHELIN CGDE UNSPON ADR	12/30/08	04/06/09	1,759 49	2,212 83	(453 34)	
125008770	75	MICHELIN CGDE UNSPON ADR MorganStanley SmithBarney LLC acted as your agent in this transaction	12/30/08	10/20/09	1 256 21	801 75		454 46
125008780	15	MICHELIN CGDE UNSPON ADR MorganStanley SmithBarney LLC acted as your agent in this transaction	12/30/08	10/27/09	234 74	160 35		74 39
125008790	8	MICHELIN CGDE UNSPON ADR MorganStanley SmithBarney LLC acted as your agent in this transaction	12/30/08	12/08/09	124 39	85 52		38 87
125008800	73	MICROSOFT CORP	10/28/08	02/10/09	1,374 58	1,594 52	(219 94)	
125008810	381	MICROSOFT CORP	10/28/08	04/06/09	7,053 03	8,322 11	(1,269 08)	
125008820	45	MICROSOFT CORP Morgan Stanley Smi th Barney LLC acted as yo ur agent in this transa	10/28/08	06/12/09	1,047 66	982 93		64 73
125008830	88	MICROSOFT CORP MorganStanley SmithBarney LLC acted as your agent in this transaction	10/28/08	10/27/09	2,518 60	1,922 17		596 43
125008860	331	MICROCHIP TECHNOLOGY INC	02/06/09	05/28/09	7,120 28	6,811 91		308 37

Ref 00000841 00009208

CITI GLOBAL IMPACT FUNDING

Account Number 692-72493-15 643

Details of Short Term Gain (Loss) 2009 *continued*

Reference number	Quantity	Security Description	Opening Trade Date	Closing Trade Date	Sale Proceeds	Cost	(Loss)	Gain
125008870	141	MICROSEMI CORP	12/30/08	02/10/09	\$ 1,448.62	\$ 1,682.27	(\$ 233.65)	
125008880	66	MICROSEMI CORP Morgan Stanley Smith Barney LLC acted as your agent in this transaction	12/30/08	06/12/09	1,011.75	787.45		224.30
125008890	806 697	MICROSEMI CORP Morgan Stanley Smith Barney LLC acted as your agent in this transaction	12/30/08 02/20/09	10/20/09	12,285.46 10,624.03	9,616.38 6,548.66		2,669.08 4,075.37
125008900	170	MICROSEMI CORP Morgan Stanley Smith Barney LLC acted as your agent in this transaction	02/20/09	10/22/09	2,536.55	1,597.24		939.31
125008910	12	MITSUBISHI EST CO LTD ADR	12/30/08	02/10/09	1,553.51	1,948.53	(395.02)	
125008920	56	MITSUBISHI EST CO LTD ADR	12/30/08	04/06/09	7,071.08	9,093.16	(2,022.08)	
125008930	6	MITSUBISHI EST CO LTD ADR Morgan Stanley Smith Barney LLC acted as your agent in this transaction	12/30/08	06/12/09	1,005.03	974.27		30.76
125008940	76	MITSUBISHI EST CO LTD ADR Morgan Stanley Smith Barney LLC acted as your agent in this transaction	12/30/08	07/09/09	11,665.70	12,340.72	(675.02)	
125008950	1	MITSUBISHI EST CO LTD ADR Morgan Stanley Smith Barney LLC acted as your agent in this transaction	12/30/08	12/08/09	163.20	162.38		82
125008960	354	MITSUBISHI UFJ FINANCIAL GROUP INC ADR	12/30/08	04/06/09	1,760.08	2,203.23	(443.15)	
125008970	2,351	MITSUBISHI UFJ FINANCIAL GROUP INC ADR Morgan Stanley Smith Barney LLC acted as your agent in this transaction	12/30/08	06/01/09	15,304.61	14,632.15		672.46
125008980	56	MITSUBISHI UFJ FINANCIAL GROUP INC ADR Morgan Stanley Smith Barney LLC acted as your agent in this transaction	12/30/08	12/08/09	310.90	348.53	(37.63)	

2009 YEAR END SUMMARY

Ref 0000841 00009209

CITI GLOBAL IMPACT FUNDING
Account Number 692-72493-15 643

2
0
0
9

Y
E
A
R

E
N
D

S
U
M
M
A
R
Y

Details of Short Term Gain (Loss) 2009 - continued

Reference number	Quantity	Security Description	Opening Trade Date	Closing Trade Date	Sale Proceeds	Cost	(Loss)	Gain
125008990	26	MOBILE MINI INC MorganStanley SmithBarney LLC acted as your agent in this transaction	12/30/08	10/20/09	\$ 433 66	\$ 363 91		\$ 69 75
125009000	8	MOBILE MINI INC MorganStanley SmithBarney LLC acted as your agent in this transaction	12/30/08	10/27/09	129 11	111 97		17 14
125009010	1	MOBILE MINI INC MorganStanley SmithBarney LLC acted as your agent in this transaction	12/30/08	12/08/09	15 32	14 00		1 32
125009020	102	MOLEX INC	12/30/08	02/10/09	1,349 72	1,399 63	(49 91)	
125009030	925	MOLEX INC	12/30/08	04/06/09	14,097 38	12,692 76		1,404 62
125009040	24	MOLEX INC MorganStanley SmithBarney LLC acted as your agent in this transaction	12/30/08	10/27/09	510 46	329 33		181 13
125009050	648	MOLEX INC MorganStanley SmithBarney LLC acted as your agent in this transaction	12/30/08	12/18/09	13,447 08	8,891 79		4,555 29
125009060	1,145	MOLEX INC MorganStanley SmithBarney LLC acted as your agent in this transaction	12/30/08	12/21/09	24,263 07	15 711 57		8,551 50
125009070	705	MOLEX INC MorganStanley SmithBarney LLC acted as your agent in this transaction	12/30/08	12/22/09	15,159 51	9,673 94		5,485 57
125009080	55	MOLSON COORS BREWING CO CL B	12/30/08	01/06/09	2,507 43	2,637 95	(130 52)	
125009090	166	MOLSON COORS BREWING CO CL B	12/30/08	02/02/09	6,659 30	7,961 81	(1,302 51)	
125009100	36	MOLSON COORS BREWING CO CL B	12/30/08	02/10/09	1,343 87	1,726 66	(382 79)	
125009110	51	MOLSON COORS BREWING CO CL B	12/30/08	04/06/09	1,807 93	2,446 10	(638 17)	
125009120	246	MOLSON COORS BREWING CO CL B	12/30/08	04/30/09	9,374 15	11,798 82	(2,424 67)	
125009130	102	MONSANTO CO NEW	12/05/08	02/10/09	8,206 11	7,271 15		934 96
125009140	112	MONSANTO CO NEW	12/05/08	04/06/09	8,824 88	7,984 01		840 87

Ref 0000841 00009210

CITI GLOBAL IMPACT FUNDING
Account Number 692-72493-15 643

Details of Short Term Gain (Loss) 2009 *continued*

Reference number	Quantity	Security Description	Opening Trade Date	Closing Trade Date	Sale Proceeds	Cost	(Loss)	Gain
125009150	585	MONSANTO CO NEW	12/05/08	05/27/09	\$ 46,868 11	\$ 41,702 20		\$ 5,165 91
125009160	480	MORGAN STANLEY	12/30/08	02/10/09	10,031 94	7,089 27		2,942 67
125009170	35	MORGAN STANLEY Morgan Stanley Smi th Barney LLC acted as yo ur agent in this transa	12/30/08	06/12/09	1,038 78	516 93		521 85
125009180	1,606	MORGAN STANLEY Morgan Stanley Smi th Barney LLC acted as yo ur agent in this transa	12/30/08	06/30/09	46,281 32	23,719 49		22,561 83
125009190	80	MOSAIC COMPANY	03/02/09	04/06/09	3,538 38	3,210 62		327 76
125009200	36	MOSAIC COMPANY Morgan Stanley Smi th Barney LLC acted as yo ur agent in this transa	03/02/09	06/12/09	2,000 37	1,444 78		555 59
125009210	971	MOSAIC COMPANY Morgan Stanley Smi th Barney LLC acted as yo ur agent in this transa	03/02/09	08/12/09	51,070 95	38,968 84		12,102 11
125009220	16	MTN GROUP LTD SPONSORED ADR MorganStanley SmithBarney LLC acted as your agent	11/23/09	12/08/09	243 35	257 53	(14 18)	
125009230	11	MUNICH RE GROUP UNSPON ADR MorganStanley SmithBarney LLC acted as your agent in this transaction	12/30/08	10/27/09	179 95	170 50		9 45
125009240	20	MUNICH RE GROUP UNSPON ADR MorganStanley SmithBarney LLC acted as your agent in this transaction	12/30/08	12/08/09	305 99	310 00	(4 01)	
125009300	1	NII HLDGS INC CLASS B NEW MorganStanley SmithBarney LLC acted as your agent in this transaction	10/09/09	10/27/09	28 84	30 36	(1 52)	
125009310	61	NASDAQ OMX GROUP INC	12/30/08	02/10/09	1,341 99	1,396 18	(54 19)	
125009320	86	NASDAQ OMX GROUP INC	12/30/08	04/06/09	1,769 18	1,968 39	(199 21)	

2
0
0
9

Y
E
A
R

E
N
D

S
U
M
M
A
R
Y

Ref 00000841 00009211

CITI GLOBAL IMPACT FUNDING

Account Number 692-72493-15 643

Details of Short Term Gain (Loss) 2009 - continued

Reference number	Quantity	Security Description	Opening Trade Date	Closing Trade Date	Sale Proceeds	Cost	(Loss)	Gain
125009330	93	NASDAQ OMX GROUP INC	12/30/08	04/07/09	\$ 1,857 73	\$ 2,128 60	(\$ 270 87)	
125009340	389	NASDAQ OMX GROUP INC	12/30/08	04/17/09	7,629 61	8,903 51	(1,273 90)	
	170		02/09/09		3,334 27	3,948 76	(614 49)	
125009350	108	NATIONAL AUSTRALIA BK LTD SPONSORED ADR -USD-	12/30/08	04/06/09	1,781 99	1,563 84		218 15
125009360	488	NATIONAL AUSTRALIA BK LTD SPONSORED ADR -USD-	12/30/08	04/23/09	7,478 20	7,066 24		411 96
125009370	1	NATIONAL GRID PLC GBP SPONS ADR NEW MorganStanley SmithBarney LLC acted as your agent	12/30/08	12/08/09	52 44	49 14		3 30
125009380	170	NAVISTAR INTL CORP NEW Morgan Stanley Smi th Barney LLC acted as yo ur agent in this transa	12/30/08	07/07/09	6,317 46	3,276 16		3,041 30
125009390	227	NAVISTAR INTL CORP NEW Morgan Stanley Smi th Barney LLC acted as yo ur agent in this transa	12/30/08	09/11/09	9,652 40	4,374 63		5,277 77
125009400	3	NAVISTAR INTL CORP NEW MorganStanley SmithBarney LLC acted as your agent in this transaction	12/30/08	12/08/09	102 68	57 81		44 87
125009410	413	NESTLE S A SPONSORED ADR	12/30/08	04/06/09	14,202 99	16,312 30	(2,109 31)	
125009420	138	NESTLE S A SPONSORED ADR Morgan Stanley Smi th Barney LLC acted as yo ur agent in this transa	12/30/08	06/12/09	5,023 07	5,450 60	(427 53)	
125009430	144	NESTLE S A SPONSORED ADR MorganStanley SmithBarney LLC acted as your agent in this transaction	12/30/08	10/20/09	6,438 08	5,687 58		750 50
125009440	48	NESTLE S A SPONSORED ADR MorganStanley SmithBarney LLC acted as your agent in this transaction	12/30/08	10/27/09	2,212 74	1,895 86		316 88

2
0
0
9
Y
E
A
R
E
N
D
S
U
M
M
A
R
Y

CITI GLOBAL IMPACT FUNDING
Account Number 692-72493-15 643

Details of Short Term Gain (Loss) 2009 : continued

Reference number	Quantity	Security Description	Opening Trade Date	Closing Trade Date	Sale Proceeds	Cost	(Loss)	Gain
125009450	32	NESTLE S A SPONSORED ADR MorganStanley SmithBarney LLC acted as your agent in this transaction	12/30/08	12/08/09	\$ 1,516.12	\$ 1,263.91		\$ 252.21
125009470	48	NINTENDO CO LTD ADR NEW	10/30/08	04/06/09	1,769.27	1,889.38	(120.11)	
125009480	7	NINTENDO CO LTD ADR NEW MorganStanley SmithBarney LLC acted as your agent in this transaction	10/30/08	10/27/09	228.89	275.53	(46.64)	
125009500	269	NOKIA CORP SPONSORED ADR	06/17/08	04/06/09	3,535.18	6,897.19	(3,362.01)	
125009530	31	NOBLE ENERGY INC	04/03/09	04/06/09	1,846.65	1,841.21		5.44
125009540	9	NOBLE ENERGY INC MorganStanley SmithBarney LLC acted as your agent in this transaction	04/03/09	10/27/09	638.00	534.55		103.45
125009550	6	NOBLE ENERGY INC MorganStanley SmithBarney LLC acted as your agent in this transaction	04/03/09	12/08/09	389.98	356.36		33.62
125009560	608	NOMURA HOLDINGS INC ADR	12/30/08	04/06/09	3,503.70	4,969.31	(1,465.61)	
125009570	70	NOMURA HOLDINGS INC ADR MorganStanley SmithBarney LLC acted as your agent in this transaction	12/30/08	10/27/09	484.56	572.12	(87.56)	
125009580	16	NOMURA HOLDINGS INC ADR MorganStanley SmithBarney LLC acted as your agent in this transaction	12/30/08	12/08/09	122.39	130.77	(8.38)	
125009590	11	NORDSTROM INC MorganStanley SmithBarney LLC acted as your agent in this transaction	12/03/09	12/08/09	386.86	386.82		0.04
125009610	248	NORTHEAST UTILITIES	12/30/08	04/06/09	5,273.19	5,879.83	(606.64)	
125009620	1,578	NORTHEAST UTILITIES Morgan Stanley Smith Barney LLC acted as yo ur agent in this transa	12/30/08	09/16/09	38,770.46	37,412.80		1,357.66

2
0
0
9

Y
E
A
R

E
N
D

S
U
M
M
A
R
Y

CITI GLOBAL IMPACT FUNDING
Account Number 692-72493-15 643

Details of Short Term Gain (Loss) 2009 - continued

Reference number	Quantity	Security Description	Opening Trade Date	Closing Trade Date	Sale Proceeds	Cost	(Loss)	Gain
125009630	159	NORTHERN TRUST CORP	12/30/08	01/29/09	\$ 9,369 17	\$ 7,799 12		\$ 1,570 05
125009640	46	NORTHERN TRUST CORP	12/30/08	02/10/09	2,683 62	2,256 35		427 27
125009650	149	NORTHERN TRUST CORP	12/30/08	04/06/09	8,773 96	7,308 61		1,465 35
125009660	209	NORTHERN TRUST CORP Morgan Stanley Smith Barney LLC acted as your agent in this transaction	12/30/08	09/14/09	12,250 05	10,251.68		1,998 37
125009670	142	NORTHERN TRUST CORP Morgan Stanley Smith Barney LLC acted as your agent in this transaction	12/30/08	10/21/09	7,768 27	6,965 26		803 01
125009680	2	NORTHERN TRUST CORP Morgan Stanley Smith Barney LLC acted as your agent in this transaction	12/30/08	10/27/09	103 63	98 10		5 53
125009690	31	NORTHROP GRUMMAN CORP	12/30/08	02/10/09	1,373 29	1,368.93		4 36
125009700	99	NORTHROP GRUMMAN CORP	12/30/08	03/23/09	3,977 79	4,371 75	(393 96)	
125009710	157	NORTHROP GRUMMAN CORP	12/30/08	04/06/09	7,384 29	6,932 98		451 31
125009720	10	NORTHROP GRUMMAN CORP Morgan Stanley Smith Barney LLC acted as your agent in this transaction	12/30/08	10/27/09	509 58	441 59		67 99
125009730	29	NORTHROP GRUMMAN CORP Morgan Stanley Smith Barney LLC acted as your agent in this transaction	12/30/08	12/08/09	1,592 92	1,280 61		312 31
125009740	190	NOVARTIS AG ADR	07/23/08	04/06/09	7,030 38	11,006 51	(3,976 13)	
125009750	577	NOVARTIS AG ADR	07/23/08	04/29/09	21,527 31	33,425 03	(11,897 72)	
125009780	62	NOVARTIS AG ADR Morgan Stanley Smith Barney LLC acted as your agent in this transaction	12/30/08	12/16/09	3,353 63	3,089 26		264 37
125009790	671	NOVO-NORDISK A S ADR	12/30/08	03/17/09	31,474 28	34,550 20	(3,075 92)	
125009800	40	NOVO-NORDISK A S ADR	12/30/08	04/06/09	1,796 38	2,059 62	(263 24)	

2
0
9

Y
E
A
R

E
N
D

S
U
M
M
A
R
Y

Ref 00000841 00009214

CITI GLOBAL IMPACT FUNDING
Account Number 692-72493-15 643

Details of Short Term Gain (Loss) 2009 - continued

Reference number	Quantity	Security Description	Opening Trade Date	Closing Trade Date	Sale Proceeds	Cost	(Loss)	Gain
125009810	20	NOVO-NORDISK A S ADR Morgan Stanley Smith Barney LLC acted as your agent in this transaction	12/30/08	06/12/09	\$ 1,057.37	\$ 1,029.81		\$ 27.56
125009820	8	NOVO-NORDISK A S ADR Morgan Stanley Smith Barney LLC acted as your agent in this transaction	12/30/08	10/27/09	515.02	411.92		103.10
125009830	8	NOVO-NORDISK A S ADR Morgan Stanley Smith Barney LLC acted as your agent in this transaction	12/30/08	12/08/09	533.10	411.92		121.18
125009860	56	OGE ENERGY CORP	12/30/08	02/10/09	1,377.31	1,421.34	(44.03)	
125009870	146	OGE ENERGY CORP	12/30/08	04/06/09	3,539.46	3,705.64	(166.18)	
125009880	37	OGE ENERGY CORP Morgan Stanley Smith Barney LLC acted as your agent in this transaction	12/30/08	06/12/09	1,035.60	939.10		96.50
125009890	78	OGE ENERGY CORP Morgan Stanley Smith Barney LLC acted as your agent in this transaction	12/30/08	10/20/09	2,674.55	1,979.73		694.82
125009900	24	OGE ENERGY CORP Morgan Stanley Smith Barney LLC acted as your agent in this transaction	12/30/08	10/27/09	836.63	609.15		227.48
125009910	12	OGE ENERGY CORP Morgan Stanley Smith Barney LLC acted as your agent in this transaction	12/30/08	12/08/09	431.86	304.57		127.29
125009920	1,274	OGE ENERGY CORP Morgan Stanley Smith Barney LLC acted as your agent in this transaction	12/30/08	12/11/09	46,153.41	32,335.52		13,817.89
125009930	15	OCCIDENTAL PETROLEUM CORP-DEL Morgan Stanley Smith Barney LLC acted as your agent in this transaction	05/19/09	06/12/09	1,033.96	941.58		92.38

2
0
0
9

Y
E
A
R

E
N
D

S
U
M
M
A
R
Y

Ref 00000841 00009215

CITI GLOBAL IMPACT FUNDING
Account Number 692-72493-15 643

Details of Short Term Gain (Loss) 2009 - continued

Reference number	Quantity	Security Description	Opening Trade Date	Closing Trade Date	Sale Proceeds	Cost	(Loss)	Gain
125009940	14	OCCIDENTAL PETROLEUM CORP-DEL MorganStanley SmithBarney LLC acted as your agent in this transaction	05/19/09	10/27/09	\$ 1,131 98	\$ 878 81		\$ 253 17
125009950	3	OCCIDENTAL PETROLEUM CORP-DEL MorganStanley SmithBarney LLC acted as your agent in this transaction	05/19/09	12/08/09	230 12	188 32		41 80
125009960	47	OCEANEERING INTERNATIONAL INC	12/30/08	04/06/09	1,793 97	1,332 06		461 91
125009970	19	OCEANEERING INTERNATIONAL INC Morgan Stanley Smi th Barney LLC acted as yo ur agent in this transa	12/30/08	06/12/09	1,010 58	538 49		472 09
125009980	300	OCEANEERING INTERNATIONAL INC Morgan Stanley Smi th Barney LLC acted as yo ur agent in this transa	12/30/08	06/23/09	13,344 85	8,502 54		4,842 31
125009990	1	OCEANEERING INTERNATIONAL INC MorganStanley SmithBarney LLC acted as your agent in this transaction	12/30/08	12/08/09	52 82	28 34		24 48
125010000	4	OLD DOMINION FGHT LINES INC MorganStanley SmithBarney LLC acted as your agent in this transaction	12/07/09	12/08/09	116 63	112 59		4 04
125010010	386	OLD MUTUAL PLC ADR	12/30/08	02/27/09	1,804 53	2,528 30	(723 77)	
125010020	828	OLD REPUBLIC INTERNATIONAL CORP	12/30/08	01/30/09	8,894 82	9,347 04	(452 22)	
125010030	127	OLD REPUBLIC INTERNATIONAL CORP	12/30/08	02/10/09	1,365 49	1,433 67	(68 18)	
125010040	475	OLD REPUBLIC INTERNATIONAL CORP	12/30/08	04/06/09	5,244 45	5,362 13	(117 68)	
125010050	27	OLD REPUBLIC INTERNATIONAL CORP MorganStanley SmithBarney LLC acted as your agent	12/30/08	12/08/09	281 09	304 79	(23 70)	

2
0
0
9

Y
E
A
R

E
N
D

S
U
M
M
A
R
Y

CITI GLOBAL IMPACT FUNDING
Account Number 692-72493-15 643

Details of Short Term Gain (Loss) 2009 - continued

Reference number	Quantity	Security Description	Opening Trade Date	Closing Trade Date	Sale Proceeds	Cost	(Loss)	Gain
125010060	84	OLYMPUS CORP SPONSORED ADR Morgan Stanley Smith Barney LLC acted as your agent in this transaction	12/30/08	06/12/09	\$ 1,921 87	\$ 1,611 96		\$ 309 91
125010070	88	OLYMPUS CORP SPONSORED ADR Morgan Stanley Smith Barney LLC acted as your agent in this transaction	12/30/08	10/20/09	2,666 33	1,688 72		977 61
125010080	29	OLYMPUS CORP SPONSORED ADR Morgan Stanley Smith Barney LLC acted as your agent in this transaction	12/30/08	10/27/09	867 36	556 51		310 85
125010090	428	OLYMPUS CORP SPONSORED ADR Morgan Stanley Smith Barney LLC acted as your agent in this transaction	12/30/08	11/09/09	13,206 80	8,213 32		4,993 48
125010100	100	OMNICARE INC	12/30/08	02/10/09	2,767 48	2,725 34		42 14
125010110	529	OMNICARE INC	12/30/08	03/25/09	12,696 08	14,417 05	(1,720 97)	
125010120	161	OMNICARE INC	12/30/08	04/02/09	4,110 88	4,387 80	(276 92)	
125010130	90	OMNICARE INC	12/30/08	04/06/09	2,287 60	2,452 81	(165 21)	
125010140	41	OMNICARE INC Morgan Stanley Smith Barney LLC acted as your agent in this transaction	12/30/08	06/12/09	1,029 28	1,117 39	(88 11)	
125010150	679	OMNICARE INC Morgan Stanley Smith Barney LLC acted as your agent in this transaction	12/30/08	08/14/09	15,786 54	18,505 05	(2,718 51)	
125010160	28	OPEN TEXT CORP Morgan Stanley Smith Barney LLC acted as your agent in this transaction	12/30/08	06/12/09	1,015 81	855 89		159 92
125010170	23	OPEN TEXT CORP Morgan Stanley Smith Barney LLC acted as your agent in this transaction	12/30/08	10/20/09	920 43	703 05		217 38

2
0
9
Y
E
A
R
E
N
D
S
U
M
M
A
R
Y

Ref 00000841 00009217

CITI GLOBAL IMPACT FUNDING
Account Number 692-72493-15 643

2
0
0
9

Y
E
A
R

E
N
D

S
U
M
M
A
R
Y

Details of Short Term Gain (Loss) 2009 - continued

Reference number	Quantity	Security Description	Opening Trade Date	Closing Trade Date	Sale Proceeds	Cost	(Loss)	Gain
125010180	8	OPEN TEXT CORP MorganStanley SmithBarney LLC acted as your agent in this transaction	12/30/08	10/27/09	\$ 315 19	\$ 244 54		\$ 70 65
125010190	4	OPEN TEXT CORP MorganStanley SmithBarney LLC acted as your agent in this transaction	12/30/08	12/08/09	153 03	122 27		30 76
125010230	90	O REILLY AUTOMOTIVE INC	12/30/08	01/07/09	2,621 97	2,691 14	(69 17)	
125010240	90	O REILLY AUTOMOTIVE INC	12/30/08	01/14/09	2,447 44	2,691 13	(243 69)	
125010250	46	O REILLY AUTOMOTIVE INC	12/30/08	02/10/09	1,305 01	1,375 47	(70 46)	
125010260	50	O REILLY AUTOMOTIVE INC	12/30/08	04/06/09	1,832 98	1,495 08		337 90
125010270	192	O REILLY AUTOMOTIVE INC Morgan Stanley Smi th Barney LLC acted as yo ur agent in this transa	12/30/08	08/13/09	7,236 67	5,741 09		1,495 58
125010280	1	O REILLY AUTOMOTIVE INC MorganStanley SmithBarney LLC acted as your agent in this transaction	12/30/08	12/08/09	38 16	29 90		8 26
125010290	525	OWENS CORNING INC NEW Morgan Stanley Smi th Barney LLC acted as yo	06/24/09	07/24/09	9,168 78	6,518 66		2,650 12
125010300	725	OWENS CORNING INC NEW Morgan Stanley Smi th Barney LLC acted as yo	06/24/09	09/11/09	17,252 67	9,001 96		8,250 71
125010310	4	OWENS CORNING INC NEW MorganStanley SmithBarney LLC acted as your agent	06/24/09	10/27/09	89 51	49 67		39 84
125010320	9	OWENS CORNING INC NEW MorganStanley SmithBarney LLC acted as your agent	06/24/09	12/08/09	221 12	111 75		109 37

CITI GLOBAL IMPACT FUNDING
Account Number 692-72493-15 643

Details of Short Term Gain (Loss) 2009 - continued

Reference number	Quantity	Security Description	Opening Trade Date	Closing Trade Date	Sale Proceeds	Cost	(Loss)	Gain
125010330	4	OWENS ILLINOIS INC NEW MorganStanley SmithBarney LLC acted as your agent in this transaction	08/14/09	10/27/09	\$ 141 50	\$ 135 99		\$ 5 51
125010340	44	PPL CORP	12/30/08	02/10/09	1,388 30	1,320 35		67 95
125010350	125	PPL CORP	12/30/08	04/06/09	3,515 11	3,751 00	(235 89)	
125010360	556	PPL CORP	12/30/08	05/01/09	17,030 12	16,684 45		345 67
125010370	119	PACTIV CORP	12/30/08	01/07/09	2,833 08	2,892 41	(59 33)	
125010380	476	PACTIV CORP	12/30/08	01/23/09	9,948 34	11,569 66	(1,621 32)	
125010390	19	PALL CORP MorganStanley SmithBarney LLC acted as your agent in this transaction	05/01/09	10/20/09	637 43	496 51		140 92
125010400	9	PALL CORP MorganStanley SmithBarney LLC acted as your agent in this transaction	05/01/09	12/08/09	283 22	235 19		48 03
125010410	290	PANASONIC CORP ADR	12/30/08	04/06/09	3,536 07	3,563 06	(26 99)	
125010420	74	PANASONIC CORP ADR Morgan Stanley Smith Barney LLC acted as yo ur agent in this transa	12/30/08	06/12/09	1,008 59	909 19		99 40
125010430	46	PANASONIC CORP ADR MorganStanley SmithBarney LLC acted as your agent in this transaction	12/30/08	10/27/09	617.30	565 17		52 13
125010440	82	PANASONIC CORP ADR MorganStanley SmithBarney LLC acted as your agent in this transaction	12/30/08	12/08/09	1,157 93	1,007 48		150 45
125010450	143	PANERA BREAD CO CL A	12/30/08	03/02/09	6,213 01	7,143 61	(930 60)	
125010460	144	PANERA BREAD CO CL A	12/30/08	04/03/09	8 319 19	7,193 56		1,125 63
125010470	45	PAREXEL INTL CORP MorganStanley SmithBarney LLC acted as your agent in this transaction	12/30/08	10/20/09	633 13	391 50		241 63

2
0
0
9

Y
E
A
R

E
N
D

S
U
M
M
A
R
Y

CITI GLOBAL IMPACT FUNDING
Account Number 692-72493-15 643

Details of Short Term Gain (Loss) 2009 *continued*

Reference number	Quantity	Security Description	Opening Trade Date	Closing Trade Date	Sale Proceeds	Cost	(Loss)	Gain
125010480	16	PAREXEL INTL CORP MorganStanley SmithBarney LLC acted as your agent in this transaction	12/30/08	10/27/09	\$ 219.67	\$ 139.20		\$ 80.47
125010490	36	PAREXEL INTL CORP MorganStanley SmithBarney LLC acted as your agent in this transaction	12/30/08	12/08/09	467.62	313.20		154.42
125010500	69	PAREXEL INTL CORP MorganStanley SmithBarney LLC acted as your agent in this transaction	12/30/08	12/15/09	917.81	600.30		317.51
125010510	95	PATTERSON COMPANIES INC	02/26/09	04/06/09	1,774.59	1,785.05	(10.46)	
125010520	50	PATTERSON COMPANIES INC Morgan Stanley Smith Barney LLC acted as yo ur agent in this transa	02/26/09	06/12/09	1,025.97	939.50		86.47
125010530	23	PATTERSON COMPANIES INC MorganStanley SmithBarney LLC acted as your agent in this transaction	02/26/09	10/27/09	614.31	432.17		182.14
125010540	29	PATTERSON COMPANIES INC MorganStanley SmithBarney LLC acted as your agent in this transaction	02/26/09	12/08/09	759.49	544.91		214.58
125010550	70	PATTERSON COMPANIES INC MorganStanley SmithBarney LLC acted as your agent in this transaction	02/26/09	12/15/09	1,940.35	1,315.30		625.05
125010560	22	PEABODY ENERGY CORP MorganStanley SmithBarney LLC acted as your agent in this transaction	06/30/09	10/27/09	929.78	661.97		267.81
125010570	11	PEABODY ENERGY CORP MorganStanley SmithBarney LLC acted as your agent in this transaction	06/30/09	12/08/09	453.97	330.99		122.98

2
0
0
9

Y
E
A
R

E
N
D

S
U
M
M
A
R
Y

Ref 00000841 00009220

CITI GLOBAL IMPACT FUNDING
Account Number 692-72493-15 643

Details of Short Term Gain (Loss) 2009 *continued*

Reference number	Quantity	Security Description	Opening Trade Date	Closing Trade Date	Sale Proceeds	Cost	(Loss)	Gain
125010580	276	PEABODY ENERGY CORP MorganStanley SmithBarney LLC acted as your agent in this transaction	06/30/09	12/21/09	\$ 12,450.43	\$ 8,304.73		\$ 4,145.70
125010590	100	PEARSON PLC SPONSORED ADR Morgan Stanley Smith Barney LLC acted as your agent in this transaction	12/30/08	06/12/09	1,011.97	939.03		72.94
125010600	46	PEARSON PLC SPONSORED ADR MorganStanley SmithBarney LLC acted as your agent in this transaction	12/30/08	10/27/09	639.50	431.95		207.55
125010610	34	PEARSON PLC SPONSORED ADR MorganStanley SmithBarney LLC acted as your agent in this transaction	12/30/08	12/08/09	478.90	319.27		159.63
125010620	27	PEETS COFFEE & TEA INC MorganStanley SmithBarney LLC acted as your agent in this transaction	12/30/08	10/20/09	784.05	611.50		172.55
125010630	9	PEETS COFFEE & TEA INC MorganStanley SmithBarney LLC acted as your agent in this transaction	12/30/08	10/27/09	254.60	203.83		50.77
125010640	143	PEETS COFFEE & TEA INC MorganStanley SmithBarney LLC acted as your agent in this transaction	12/30/08	11/24/09	4,721.96	3,238.70		1,483.26
125010650	361	PENN NATIONAL GAMING INC MorganStanley SmithBarney LLC acted as your agent in this transaction	05/01/09	10/21/09	10,474.11	12,030.61	(1,556.50)	
125010660	877	J C PENNEY CO INC	12/30/08	04/06/09	19,157.08	16,129.78		3,027.30
125010670	1	J C PENNEY CO INC MorganStanley SmithBarney LLC acted as your agent in this transaction	12/30/08	10/27/09	34.15	18.39		15.76

2
0
0
9

Y
E
A
R

E
N
D

S
U
M
M
A
R
Y

CITI GLOBAL IMPACT FUNDING
Account Number 692-72493-15 643

Details of Short Term Gain (Loss) 2009 *continued*

Reference number	Quantity	Security Description	Opening Trade Date	Closing Trade Date	Sale Proceeds	Cost	(Loss)	Gain
125010680	145	PERFICIENT INC Morgan Stanley Smith Barney LLC acted as your agent in this transaction	12/30/08	06/12/09	\$ 1,033.82	\$ 624.56		\$ 409.26
125010690	18	PERFICIENT INC Morgan Stanley Smith Barney LLC acted as your agent in this transaction	12/30/08	10/27/09	147.77	77.53		70.24
125010700	13	PERFICIENT INC Morgan Stanley Smith Barney LLC acted as your agent in this transaction	12/30/08	12/08/09	107.24	55.99		51.25
125010710	70	PT TELEKOMUNAKASI INDONESIA SPONS ADR	12/30/08	04/06/09	1,820.68	1,715.08		105.60
125010720	313	PT TELEKOMUNAKASI INDONESIA SPONS ADR Morgan Stanley Smith Barney LLC acted as your agent in this transaction	12/30/08	07/09/09	9,908.10	7,668.84		2,239.26
125010730	2	PT TELEKOMUNAKASI INDONESIA SPONS ADR Morgan Stanley Smith Barney LLC acted as your agent in this transaction	12/30/08	12/08/09	78.77	49.00		29.77
125010740	59	PETROLEO BRASILEIRO SA ADR	12/30/08	02/10/09	1,362.89	1,157.46		205.43
125010750	8	PETROLEO BRASILEIRO SA ADR Morgan Stanley Smith Barney LLC acted as your agent in this transaction	12/30/08	10/27/09	335.91	156.94		178.97
125010760	8	PETROLEO BRASILEIRO SA ADR Morgan Stanley Smith Barney LLC acted as your agent in this transaction	12/30/08	12/08/09	344.65	156.94		187.71
125010770	77	PHARMACEUTICAL PRODUCT DEV INC	12/30/08	04/06/09	1,783.33	2,148.52	(365.19)	
125010780	6	PHARMACEUTICAL PRODUCT DEV INC Morgan Stanley Smith Barney LLC acted as your agent in this transaction	12/30/08	12/08/09	128.63	167.42	(38.79)	

2
0
0
9

Y
E
A
R

E
N
D

S
U
M
M
A
R
Y

Ref 00000841 00009222

CITI GLOBAL IMPACT FUNDING

Account Number 692-72493-15 643

Details of Short Term Gain (Loss) 2009 - continued

Reference number	Quantity	Security Description	Opening Trade Date	Closing Trade Date	Sale Proceeds	Cost	(Loss)	Gain
125010790	45	PLEXUS CORP Morgan Stanley Smith Barney LLC acted as your agent in this transaction	12/30/08	06/12/09	\$ 1,045.86	\$ 718.23		\$ 327.63
125010800	58	PLEXUS CORP Morgan Stanley Smith Barney LLC acted as your agent in this transaction	12/30/08	10/20/09	1,532.90	925.71		607.19
125010810	16	PLEXUS CORP Morgan Stanley Smith Barney LLC acted as your agent in this transaction	12/30/08	10/27/09	408.30	255.37		152.93
125010820	9	PLEXUS CORP Morgan Stanley Smith Barney LLC acted as your agent in this transaction	12/30/08	12/08/09	264.14	143.65		120.49
125010830	270	POLO RALPH LAUREN CORP CL A	12/31/08	04/06/09	12,075.79	12,360.47	(284.68)	
125010840	38	POLO RALPH LAUREN CORP CL A Morgan Stanley Smith Barney LLC acted as your agent in this transaction	12/31/08	06/12/09	2,020.40	1,739.62		280.78
125010850	24	POLO RALPH LAUREN CORP CL A Morgan Stanley Smith Barney LLC acted as your agent in this transaction	12/31/08	10/27/09	1,811.23	1,098.71		712.52
125010860	250	POLO RALPH LAUREN CORP CL A Morgan Stanley Smith Barney LLC acted as your agent in this transaction	12/31/08	12/01/09	19,788.39	11,444.87		8,343.52
125010870	653	PORTUGAL TELECOM SPON ADR	12/30/08	04/06/09	5,277.97	5,663.08	(385.11)	
125010880	116	PORTUGAL TELECOM SPON ADR Morgan Stanley Smith Barney LLC acted as your agent in this transaction	12/30/08	06/12/09	1,015.07	1,006.00		9.07
125010890	24	PORTUGAL TELECOM SPON ADR Morgan Stanley Smith Barney LLC acted as your agent in this transaction	12/30/08	10/27/09	276.05	208.14		67.91

2
0
0
9

Y
E
A
R

E
N
D

S
U
M
M
A
R
Y

Ref 0000841 00009223

CITI GLOBAL IMPACT FUNDING
Account Number 692-72493-15 643

Details of Short Term Gain (Loss) 2009 - continued

Reference number	Quantity	Security Description	Opening Trade Date	Closing Trade Date	Sale Proceeds	Cost	(Loss)	Gain
125010900	28	PORTUGAL TELECOM SPON ADR MorganStanley SmithBarney LLC acted as your agent in this transaction	12/30/08	12/08/09	\$ 342.99	\$ 242.83		\$ 100.16
125010930	125	PRECISION CASTPARTS CORP	12/30/08	03/02/09	6,516.40	7,163.90	(647.50)	
125010940	30	PRECISION CASTPARTS CORP	03/16/09	04/06/09	1,867.78	1,681.74		186.04
125010950	13	PRECISION CASTPARTS CORP Morgan Stanley Smi th Barney LLC acted as yo ur agent in this transa	03/16/09	06/12/09	1,101.85	728.76		373.09
125010960	176	PRECISION CASTPARTS CORP Morgan Stanley Smi th Barney LLC acted as yo ur agent in this transa	03/16/09	08/27/09	16,612.21	9,866.23		6,745.98
125010970	2	PRECISION CASTPARTS CORP MorganStanley SmithBarney LLC acted as your agent in this transaction	03/16/09	10/27/09	198.91	112.12		86.79
125010980	3	PRECISION CASTPARTS CORP MorganStanley SmithBarney LLC acted as your agent in this transaction	03/16/09	12/08/09	327.89	168.17		159.72
125010990	79	PREMIER FOODS PLC UNSPON ADR MorganStanley SmithBarney LLC acted as your agent	03/19/09	10/20/09	493.73	335.96		157.77
125011000	3	PREMIER FOODS PLC UNSPON ADR MorganStanley SmithBarney LLC acted as your agent	03/19/09	12/08/09	17.09	12.76		4.33
125011010	78	PRICELINE COM INC (NEW) Morgan Stanley Smi th Barney LLC acted as yo ur agent in this transa	06/05/09	08/24/09	11,700.34	9,160.09		2,540.25
125011020	28	PRICELINE COM INC (NEW) MorganStanley SmithBarney LLC acted as your agent in this transaction	06/05/09	10/12/09	4,798.59	3,288.24		1,510.35

2
0
0
9

Y
E
A
R

E
N
D

S
U
M
M
A
R
Y

CITI GLOBAL IMPACT FUNDING

Account Number 692-72493-15 643

Details of Short Term Gain (Loss) 2009 - continued

Reference number	Quantity	Security Description	Opening Trade Date	Closing Trade Date	Sale Proceeds	Cost	(Loss)	Gain
125011030	2	PRICELINE COM INC (NEW) MorganStanley SmithBarney LLC acted as your agent in this transaction	06/05/09	10/27/09	\$ 344.77	\$ 234.87		\$ 109.90
125011040	68	PRICELINE COM INC (NEW) MorganStanley SmithBarney LLC acted as your agent in this transaction	06/05/09	12/03/09	15,082.12	7,985.72		7,096.40
125011050	1	PRICELINE COM INC (NEW) MorganStanley SmithBarney LLC acted as your agent in this transaction	06/05/09	12/08/09	216.19	117.44		98.75
125011060	8	PRINCIPAL FINANCIAL GROUP INC MorganStanley SmithBarney LLC acted as your agent in this transaction	09/14/09	12/08/09	186.15	220.10	(33.95)	
125011070	2	PROCTER & GAMBLE CO MorganStanley SmithBarney LLC acted as your agent in this transaction	11/06/09	12/08/09	123.43	121.59		1.84
125011080	151	PROMISE CO LTD-UNSPON ADR	12/30/08	02/10/09	1,321.24	1,872.40	(551.16)	
125011090	819	PROMISE CO LTD-UNSPON ADR MorganStanley SmithBarney LLC acted as your agent in this transaction	12/30/08	09/24/09	2,572.65	10,155.60	(7,582.95)	
125011100	3	PSYCHIATRIC SOLUTIONS INC MorganStanley SmithBarney LLC acted as your agent in this transaction	06/29/09	10/20/09	80.90	68.49		12.41
125011110	266 98 192	PSYCHIATRIC SOLUTIONS INC MorganStanley SmithBarney LLC acted as your agent in this transaction	06/29/09 07/02/09 07/08/09	10/27/09	6,503.74 2,396.12 4,694.43	6,072.78 2,161.68 4,153.73		430.96 234.44 540.70
125011120	14	PSYCHIATRIC SOLUTIONS INC MorganStanley SmithBarney LLC acted as your agent in this transaction	06/29/09	10/27/09	340.48	319.62		20.86
125011130	257	QUANTA SERVICES INC	12/30/08	01/22/09	4,820.90	4,851.96	(31.06)	

2
0
0
9

Y
E
A
R

E
N
D

S
U
M
M
A
R
Y

CITI GLOBAL IMPACT FUNDING
Account Number 692-72493-15 643

Details of Short Term Gain (Loss) 2009 continued

Reference number	Quantity	Security Description	Opening Trade Date	Closing Trade Date	Sale Proceeds	Cost	(Loss)	Gain
125011140	68	QUANTA SERVICES INC	12/30/08	02/10/09	\$ 1,374 27	\$ 1,283 79		\$ 90 48
125011150	157	QUANTA SERVICES INC	12/30/08	04/06/09	3,540 60	2,964 03		576 57
125011160	183	QUANTA SERVICES INC	12/30/08	05/05/09	4,269 12	3,454 89		814 23
125011170	366	QUANTA SERVICES INC Morgan Stanley Smith Barney LLC acted as your agent in this transaction	12/30/08	08/26/09	8,377 52	6,909 79		1,467 73
125011180	55	QUEST DIAGNOSTICS INC	12/30/08	02/10/09	2,779 68	2,824 28	(44 60)	
125011190	111	QUEST DIAGNOSTICS INC	12/30/08	04/06/09	5,282 79	5,699 90	(417 11)	
125011200	20	QUEST DIAGNOSTICS INC Morgan Stanley Smith Barney LLC acted as your agent in this transaction	12/30/08	06/12/09	1,039 57	1,027 01		12 56
125011210	235	QUEST DIAGNOSTICS INC Morgan Stanley Smith Barney LLC acted as your agent in this transaction	12/30/08	06/26/09	12,960 29	12,067 37		892 92
125011220	12	QUEST DIAGNOSTICS INC Morgan Stanley Smith Barney LLC acted as your agent in this transaction	12/30/08	10/27/09	676 42	616 21		60 21
125011230	14	QUEST DIAGNOSTICS INC Morgan Stanley Smith Barney LLC acted as your agent in this transaction	12/30/08	12/08/09	825 13	718 91		106 22
125011240	36	QUEST DIAGNOSTICS INC Morgan Stanley Smith Barney LLC acted as your agent in this transaction	12/30/08	12/15/09	2,230.86	1,848 62		382 24
125011250	155	QUESTAR CORP	01/16/09	02/10/09	5,424 96	5,183 87		241 09
125011260	57	QUESTAR CORP	01/16/09	04/06/09	1,770 41	1,906 32	(135 91)	
125011270	131	QUESTAR CORP Morgan Stanley Smith Barney LLC acted as your agent in this transaction	01/16/09	10/20/09	5,502 11	4,381 20		1,120 91

2
0
0
9

Y
E
A
R

E
N
D

S
U
M
M
A
R
Y

Ref 00000841 00009226

CITI GLOBAL IMPACT FUNDING
Account Number 692-72493-15 643

Details of Short Term Gain (Loss) 2009 - continued

Reference number	Quantity	Security Description	Opening Trade Date	Closing Trade Date	Sale Proceeds	Cost	(Loss)	Gain
125011280	45	QUESTAR CORP MorganStanley SmithBarney LLC acted as your agent in this transaction	01/16/09	10/27/09	\$ 1,843.15	\$ 1,504.99		\$ 338.16
125011290	2	QUESTAR CORP MorganStanley SmithBarney LLC acted as your agent in this transaction	01/16/09	12/08/09	76.18	66.89		9.29
125011300	910	RADIANT SYSTEMS INC	12/30/08	02/10/09	2,816.70	2,611.15		205.55
125011310	688	RADIANT SYSTEMS INC	12/30/08	04/06/09	3,559.42	1,974.15		1,585.27
125011320	30	RADIANT SYSTEMS INC MorganStanley SmithBarney LLC acted as your agent in this transaction	12/30/08	10/27/09	290.09	86.08		204.01
125011330	22	RADIANT SYSTEMS INC MorganStanley SmithBarney LLC acted as your agent in this transaction	12/30/08	12/08/09	220.89	63.13		157.76
125011340	97	RALCORP HLDGS INC NEW Morgan Stanley Smi th Barney LLC acted as yo ur agent in this transa	03/02/09	07/22/09	5,964.37	5,755.01		209.36
125011350	115	RAYMOND JAMES FINANCIAL CORP Morgan Stanley Smi th Barney LLC acted as yo ur agent in this transa	12/30/08	06/12/09	2,041.22	1,896.51		144.71
125011360	28	RAYMOND JAMES FINANCIAL CORP MorganStanley SmithBarney LLC acted as your agent in this transaction	12/30/08	10/27/09	682.20	461.76		220.44
125011370	15	RAYMOND JAMES FINANCIAL CORP MorganStanley SmithBarney LLC acted as your agent in this transaction	12/30/08	12/08/09	345.89	247.37		98.52
125011420	40	REPSOL S A SPONSORED ADR MorganStanley SmithBarney LLC acted as your agent in this transaction	12/30/08	10/20/09	1,119.17	852.16		267.01

2
0
0
9
Y
E
A
R
E
N
D
S
U
M
M
A
R
Y

Ref 00000841 00009227

CITI GLOBAL IMPACT FUNDING

Account Number 692-72493-15 643

Details of Short Term Gain (Loss) 2009 *continued*

Reference number	Quantity	Security Description	Opening Trade Date	Closing Trade Date	Sale Proceeds	Cost	(Loss)	Gain
125011430	13	REPSOL S A SPONSORED ADR MorganStanley SmithBarney LLC acted as your agent in this transaction	12/30/08	10/27/09	\$ 356 84	\$ 276 95		\$ 79 89
125011440	8	REPSOL S A SPONSORED ADR MorganStanley SmithBarney LLC acted as your agent in this transaction	12/30/08	12/08/09	215 91	170 43		45 48
125011450	58	REPUBLIC SVCS INC	12/30/08	02/10/09	1,359 67	1,364 73	(5 06)	
125011460	97	REPUBLIC SVCS INC	12/30/08	04/06/09	1,798 36	2,282 40	(484 04)	
125011470	476	REPUBLIC SVCS INC MorganStanley SmithBarney LLC acted as your agent in this transaction	12/30/08	10/13/09	12,666.93	11,200 24		1,466 69
125011480	1	REPUBLIC SVCS INC MorganStanley SmithBarney LLC acted as your agent in this transaction	12/30/08	10/27/09	26 84	23 53		3 31
125011490	6	REPUBLIC SVCS INC MorganStanley SmithBarney LLC acted as your agent in this transaction	12/30/08	12/08/09	173 27	141 18		32 09
125011510	213	REXAM PLC SPONS ADR -NEW- SALE OF RTS ON 213 0000 SHS RECORD 08/05/09 PAY 08/26/09	08/05/09	08/05/09	503 03	01		503 02
125011560	45	ROCHE HLDG LTD SPON ADR	08/08/08	02/10/09	1,410 74	1,974 55	(563 81)	
125011570	189	ROCHE HLDG LTD SPON ADR	08/08/08	03/17/09	5,817 38	8,293 10	(2,475 72)	
125011580	54	ROCHE HLDG LTD SPON ADR	08/08/08	04/06/09	1,799 26	2,369 46	(570 20)	
125011590	31	ROCHE HLDG LTD SPON ADR Morgan Stanley Smi th Barney LLC acted as yo ur agent in this transa	08/08/08	06/12/09	1,057 07	1,360 24	(303 17)	
125011620	74	ROLLS ROYCE GROUP PLC SPONSORED ADR	07/24/08	04/06/09	1,757 49	2,735 16	(977 67)	

2
0
0
9

Y
E
A
R

E
N
D

S
U
M
M
A
R
Y

CITI GLOBAL IMPACT FUNDING
Account Number 692-72493-15 643

Details of Short Term Gain (Loss) 2009 - continued

Reference number	Quantity	Security Description	Opening Trade Date	Closing Trade Date	Sale Proceeds	Cost	(Loss)	Gain
125011650	3	ROSS STORES INC DE MorganStanley SmithBarney LLC acted as your agent in this transaction	07/07/09	10/27/09	\$ 135 65	\$ 116 58		\$ 19 07
125011660	189 445	ROWE T PRICE SMALL-CAP VALUE CAP STK FD INC CONFIRM #001039172	12/30/08	02/10/09	4,012 45	4,319 35	(306 90)	
125011670	3,377 111	ROWE T PRICE SMALL-CAP VALUE CAP STK FD INC CONFIRM #001043221	12/30/08	04/06/09	70,615 39	76,998 13	(6,382 74)	
125011680	280	ROWE T PRICE SMALL-CAP VALUE CAP STK FD INC CONFIRM #001048062 Morgan Stanley Smi	12/30/08	06/12/09	7,002 80	6 384 00		618 80
125011690	177 995	ROWE T PRICE SMALL-CAP VALUE CAP STK FD INC CONFIRM #001058415 MorganStanley SmithBarney LLC	12/30/08	10/27/09	4,962 50	4,058 29		904 21
125011700	217 989	ROWE T PRICE SMALL-CAP VALUE CAP STK FD INC CONFIRM #001061549 MorganStanley SmithBarney LLC	12/30/08	12/08/09	6,221 41	4,970 15		1,251 26
125011710	41	ROYAL DUTCH SHELL PLC ADR CL B	12/30/08	04/06/09	1,818 25	2,073 66	(255 41)	
125011720	205	ROYAL DUTCH SHELL PLC ADR CL B Morgan Stanley Smi th Barney LLC acted as yo	12/30/08	06/04/09	11,353 69	10,368 28		985 41
125011730	3	ROYAL DUTCH SHELL PLC ADR CL B MorganStanley SmithBarney LLC acted as your agent	12/30/08	10/27/09	184 76	151 73		33 03
125011740	494	ROYAL KPN NV SPONS ADR	12/30/08	02/13/09	6,845 81	7,246 98	(401 17)	
125011750	825	ROYAL KPN NV SPONS ADR Morgan Stanley Smi th Barney LLC acted as yo ur agent in this transa	12/30/08	06/16/09	10,445 80	12,102 75	(1,656 95)	
125011760	71	SAIC INC	12/30/08	02/10/09	1,410 23	1,364 38		45 85

2
0
0
9

Y
E
A
R

E
N
D

S
U
M
M
A
R
Y

Ref 00000841 00009229

CITI GLOBAL IMPACT FUNDING
Account Number 692-72493-15 643

Details of Short Term Gain (Loss) 2009 - continued

Reference number	Quantity	Security Description	Opening Trade Date	Closing Trade Date	Sale Proceeds	Cost	(Loss)	Gain
125011770	476	SAIC INC	12/30/08	04/06/09	\$ 8,840 08	\$ 9,147 10	(\$ 307 02)	
125011780	623	SAIC INC	12/30/08	04/08/09	10,974 23	11,971 94	(997 71)	
125011790	831	SAIC INC	12/30/08	05/01/09	15,206 90	15,969 00	(762 10)	
125011800	0582	SBM OFFSHORE NV-EUR CASH IN LIEU OF 05824 RECORD 05/20/09 PAY 06/30/09	04/08/09	06/30/09	1 02	73		29
125011810	97	SEI INVESTMENTS CO	12/30/08	02/10/09	1,322 10	1,450 63	(128 53)	
125011820	264	SEI INVESTMENTS CO	12/30/08	04/06/09	3,535 47	3,948 09	(412 62)	
125011830	486	SEI INVESTMENTS CO Morgan Stanley Smi th Barney LLC acted as yo ur agent in this transa	12/30/08	06/16/09	8,685 22	7,268 08		1,417 14
125011840	25	SEI INVESTMENTS CO MorgenStanley SmithBarney LLC acted as your agent in this transaction	12/30/08	10/27/09	446 48	373 87		72 61
125011850	29	SEI INVESTMENTS CO MorganStanley SmithBarney LLC acted as your agent in this transaction	12/30/08	12/08/09	504 29	433 69		70 60
125011870	171	SKF AB SPONSORED ADR PAR S KR 12 50	12/30/08	04/06/09	1,727 09	1,694 61		32 48
125011880	1 669	SKF AB SPONSORED ADR PAR S KR 12 50	12/30/08	05/01/09	18,156 41	16,539 79		1,616 62
125011890	1,114	SKF AB SPONSORED ADR PAR S KR 12 50 Morgan Stanley Smi th Barney LLC acted as yo	12/30/08	06/01/09	13,912 50	11,039 74		2,872 76
125011900	55	SK TELECOM LTD SPON ADR MorganStanley SmithBarney LLC acted as your agent in this transaction	12/30/08	10/20/09	987 36	970 75		16 61
125011910	17	SK TELECOM LTD SPON ADR MorganStanley SmithBarney LLC acted as your agent in this transaction	12/30/08	10/27/09	292 05	300 05	(8 00)	

2
0
0
9

Y
E
A
R

E
N
D

S
U
M
M
A
R
Y

Ref 00000841 00009230

CITI GLOBAL IMPACT FUNDING
Account Number 692-72493-15 643

2
0
0
9
Y
E
A
R
E
N
D
S
U
M
M
A
R
Y

Details of Short Term Gain (Loss) 2009 *continued*

Reference number	Quantity	Security Description	Opening Trade Date	Closing Trade Date	Sale Proceeds	Cost	(Loss)	Gain
125011920	199	SK TELECOM LTD SPON ADR MorganStanley SmithBarney LLC acted as your agent in this transaction	12/30/08	11/11/09	\$ 3,433.24	\$ 3,512.35	(\$ 79.11)	
125011930	338	SAFEWAY INC NEW	12/30/08	04/06/09	7,032.15	7,784.61	(752.46)	
125011940	103	SAFEWAY INC NEW	12/30/08	05/26/09	2,058.91	2,372.23	(313.32)	
125011950	37	SAFEWAY INC NEW MorganStanley SmithBarney LLC acted as your agent in this transaction	12/30/08	10/27/09	838.91	852.16	(13.25)	
125011960	4	SAGE GROUP PLC UNCPON ADR MorganStanley SmithBarney LLC acted as your agent in this transaction	10/12/09	10/27/09	58.87	59.49	(.62)	
125011970	5	SAGE GROUP PLC UNCPON ADR MorganStanley SmithBarney LLC acted as your agent in this transaction	10/12/09	12/08/09	75.14	74.36		78
125011980	154	ST JUDE MEDICAL INC	10/22/08	02/10/09	5,522.71	5,522.98	(.27)	
125011990	313	ST JUDE MEDICAL INC	10/22/08	04/03/09	10,863.28	11,225.28	(362.00)	
125012000	201	ST JUDE MEDICAL INC	10/22/08	04/06/09	6,912.89	7,208.56	(295.67)	
125012010	62	ST JUDE MEDICAL INC	10/22/08	04/06/09	2,156.34	2,223.54	(67.20)	
125012020	112	ST JUDE MEDICAL INC	10/22/08	04/09/09	3,851.80	4,016.71	(164.91)	
125012030	1,396	ST JUDE MEDICAL INC MorganStanley SmithBarney LLC acted as your agent in this transaction	10/22/08	10/12/09	46,708.95	50,065.45	(3,356.50)	
125012040	161 134	ST JUDE MEDICAL INC MorganStanley SmithBarney LLC acted as your agent in this transaction	10/22/08 12/30/08	10/21/09	5,452.80 4,538.35	5,774.02 4,299.73	(321.22)	238.62
125012050	230	SANDRIDGE ENERGY INC	10/06/08	04/06/09	1,713.88	3,154.08	(1,440.20)	
125012060	1,155	SANDRIDGE ENERGY INC	10/06/08	04/15/09	9,840.46	15,838.98	(5,998.52)	
125012110	240	SAP AKLENGESELLSCHAFT SPONS ADR-USD	12/30/08	04/06/09	8,864.30	8,534.40		329.90

Ref 00000841 00009231

CITI GLOBAL IMPACT FUNDING
Account Number 692-72493-15 643

Details of Short Term Gain (Loss) 2009 - continued

Reference number	Quantity	Security Description	Opening Trade Date	Closing Trade Date	Sale Proceeds	Cost	(Loss)	Gain
125012120	25	SAP AKLENGESELLSCHAFT SPONS ADR-USD Morgan Stanley Smith Barney LLC acted as your agent	12/30/08	06/12/09	\$ 1,038 22	\$ 889 00		\$ 149 22
125012130	8	SARA LEE CORP Morgan Stanley Smith Barney LLC acted as your agent in this transaction	07/17/09	12/08/09	96 81	83 99		12.82
125012140	120	SASOL LTD SPONS ADR	12/30/08	04/06/09	3,561 62	3,575 76	(14 14)	
125012150	27	SASOL LTD SPONS ADR Morgan Stanley Smith Barney LLC acted as your agent in this transaction	12/30/08	06/12/09	1,035 02	804 55		230 47
125012160	733	SASOL LTD SPONS ADR Morgan Stanley Smith Barney LLC acted as your agent in this transaction	12/30/08	06/25/09	24,597 89	21,841 93		2,755 96
125012170	38	SCANSOURCE INC Morgan Stanley Smith Barney LLC acted as your agent in this transaction	12/30/08	06/12/09	1,005 83	684 95		320 88
125012180	26	SCANSOURCE INC Morgan Stanley Smith Barney LLC acted as your agent in this transaction	12/30/08	10/20/09	767 50	468 65		298 85
125012190	3	SCANSOURCE INC Morgan Stanley Smith Barney LLC acted as your agent in this transaction	12/30/08	10/27/09	80 63	54 07		26 56
125012200	11	SCANSOURCE INC Morgan Stanley Smith Barney LLC acted as your agent in this transaction	12/30/08	12/08/09	269 60	198 28		71 32
125012250	38	SCHNEIDER ELECT SA UNSPON ADR Morgan Stanley Smith Barney LLC acted as your agent	06/01/09	10/27/09	406 58	294 71		111 87
125012260	444	SCHWAB CHARLES CORP	02/05/09	04/06/09	6,989 32	6,105 49		883 83

2
0
0
9

Y
E
A
R

E
N
D

S
U
M
M
A
R
Y

Ref 00000841 00009232

CITI GLOBAL IMPACT FUNDING

Account Number 692-72493-15 643

Details of Short Term Gain (Loss) 2009 - *continued*

Reference number	Quantity	Security Description	Opening Trade Date	Closing Trade Date	Sale Proceeds	Cost	(Loss)	Gain
125012270	2	SHANGHAI ELEC GROUP CO LTD-CNY MorganStanley SmithBarney LLC acted as your agent	03/31/09	10/27/09	\$ 20 05	\$ 12 20		\$ 7 85
125012300	94	SIMPSON MFG CO INC	12/30/08	04/06/09	1,757 04	2,589 14	(832 10)	
125012310	12	SIMPSON MFG CO INC MorganStanley SmithBarney LLC acted as your agent in this transaction	12/30/08	10/27/09	313 19	330 53	(17 34)	
125012320	21	SIMPSON MFG CO INC MorganStanley SmithBarney LLC acted as your agent in this transaction	12/30/08	12/08/09	505 05	578 42	(73 37)	
125012330	39	SIMPSON MFG CO INC MorganStanley SmithBarney LLC acted as your agent in this transaction	12/30/08	12/15/09	963 27	1,074 22	(110 95)	
125012340	110	SINGAPORE TELECOMMUNICATIO SPONSORED ADR NEW	12/30/08	04/06/09	1,776 49	1,962 40	(185 91)	
125012350	40	SINGAPORE TELECOMMUNICATIO SPONSORED ADR NEW MorganStanley SmithBarney LLC acted as your agent	12/30/08	10/27/09	883 97	713 60		170 37
125012360	19	SINGAPORE TELECOMMUNICATIO SPONSORED ADR NEW MorganStanley SmithBarney LLC acted as your agent	12/30/08	12/08/09	401 83	338 96		62 87
125012370	5	SKYWORKS SOLUTIONS INC MorganStanley SmithBarney LLC acted as your agent in this transaction	03/24/09	10/27/09	51 55	39 43		12 12
125012380	12	SKYWORKS SOLUTIONS INC MorganStanley SmithBarney LLC acted as your agent in this transaction	03/24/09	12/08/09	164 99	94 63		70 36

2
0
0
9

Y
E
A
R

E
N
D

S
U
M
M
A
R
Y

Ref 00000841 00009233

CITI GLOBAL IMPACT FUNDING
Account Number 692-72493-15 643

Details of Short Term Gain (Loss) 2009 *continued*

Reference number	Quantity	Security Description	Opening Trade Date	Closing Trade Date	Sale Proceeds	Cost	(Loss)	Gain
125012390	5	A O SMITH CORP MorganStanley SmithBarney LLC acted as your agent in this transaction	08/03/09	12/08/09	\$ 218 59	\$ 200 28		\$ 18 31
125012400	327	SMITH INTERNATIONAL INC DE	12/30/08	04/03/09	7 893 21	7,219 34		673 87
125012410	47	SMUCKER J M CO NEW	12/30/08	04/06/09	1,768 13	2,020 37	(252 24)	
125012420	24	SMUCKER J M CO NEW Morgan Stanley Smith Barney LLC acted as your agent in this transaction	12/30/08	06/12/09	1,056 93	1,031 68		25 25
125012430	11	SMUCKER J M CO NEW MorganStanley SmithBarney LLC acted as your agent in this transaction	12/30/08	10/27/09	581 88	472 85		109 03
125012440	17	SMUCKER J M CO NEW MorganStanley SmithBarney LLC acted as your agent in this transaction	12/30/08	12/08/09	1,003 23	730.77		272 46
125012450	253	SNAP-ON INC	12/30/08	01/26/09	8,132 23	9,644 11	(1,511 88)	
125012460	9	SNAP-ON INC MorganStanley SmithBarney LLC acted as your agent in this transaction	10/02/09	12/08/09	346 04	305.51		40 53
125012470	72	SONIC CORP MorganStanley SmithBarney LLC acted as your agent in this transaction	12/30/08	10/20/09	793 66	820 12	(26 46)	
125012480	14	SONIC CORP MorganStanley SmithBarney LLC acted as your agent in this transaction	12/30/08	10/27/09	137 10	159 47	(22 37)	
125012490	9	SONIC CORP MorganStanley SmithBarney LLC acted as your agent in this transaction	12/30/08	12/08/09	88 19	102 51	(14 32)	

2
0
0
9

Y
E
A
R

E
N
D

S
U
M
M
A
R
Y

Ref 00000841 00009234

CITI GLOBAL IMPACT FUNDING
Account Number 692-72493-15 643

Details of Short-Term Gain (Loss) 2009 - continued

Reference number	Quantity	Security Description	Opening Trade Date	Closing Trade Date	Sale Proceeds	Cost	(Loss)	Gain
125012500	10	SONOSITE INC Morgan Stanley Smith Barney LLC acted as your agent in this transaction	12/30/08	12/08/09	\$ 225 49	\$ 175 88		\$ 49 61
125012510	21	SONOSITE INC Morgan Stanley Smith Barney LLC acted as your agent in this transaction	12/30/08	12/15/09	488 65	369 35		119 30
125012530	171	STAPLES INC	12/30/08	02/10/09	2,642 39	3,001 61	(359 22)	
125012540	184	STAPLES INC	12/30/08	04/06/09	3,534 99	3,229 81		305 18
125012550	50	STAPLES INC Morgan Stanley Smith Barney LLC acted as your agent in this transaction	12/30/08	06/12/09	1,055 56	877 66		177 90
125012560	2,054	STAPLES INC Morgan Stanley Smith Barney LLC acted as your agent in this transaction	12/30/08	10/02/09	46,836 97	36,054 48		10,782 49
125012570	111	STARBUCKS CORP Morgan Stanley Smith Barney LLC acted as your agent in this transaction	06/10/09	10/20/09	2,276 66	1,652 14		624 52
125012580	135	STATE STREET CORP	04/30/08	03/03/09	2,957 05	9,842 63	(6,885 58)	
125012590	2	STATOILHYDRO ASA SPONS ADR Morgan Stanley Smith Barney LLC acted as your agent	05/13/09	10/27/09	49 33	42 45		6 88
125012600	35	STERICYCLE INC	12/30/08	04/06/09	1,800 38	1,801 36	(98)	
125012610	20	STERICYCLE INC Morgan Stanley Smith Barney LLC acted as your agent in this transaction	12/30/08	10/20/09	1,044 57	1,029 35		15 22
125012620	4	STERICYCLE INC Morgan Stanley Smith Barney LLC acted as your agent in this transaction	12/30/08	12/08/09	230 79	205 87		24 92

2
0
0
9

Y
E
A
R

E
N
D

S
U
M
M
A
R
Y

Ref 00000841 00009235

CITI GLOBAL IMPACT FUNDING
Account Number 692-72493-15 643

Details of Short Term Gain (Loss) 2009 : continued

Reference number	Quantity	Security Description	Opening Trade Date	Closing Trade Date	Sale Proceeds	Cost	(Loss)	Gain
125012630	246	SUEZ ENVIRONNEMENT CO S A-EUR MorganStanley SmithBarney LLC acted as your agent	12/30/08	12/03/09	\$ 2,829 78	\$ 2,148 05		\$ 681 73
125012640	19	SUEZ ENVIRONNEMENT CO S A-EUR MorganStanley SmithBarney LLC acted as your agent	12/30/08	12/08/09	217 54	165 91		51 63
125012650	47	SURMODICS INC MorganStanley SmithBarney LLC acted as your agent in this transaction	12/30/08	10/20/09	1,346.04	1,196 33		149 71
125012660	12	SURMODICS INC MorganStanley SmithBarney LLC acted as your agent in this transaction	12/30/08	10/27/09	318 11	305 45		12 66
125012670	3	SURMODICS INC MorganStanley SmithBarney LLC acted as your agent in this transaction	12/30/08	12/08/09	69 80	76 36	(6 56)	
125012680	40	SWIFT ENERGY CO MorganStanley SmithBarney LLC acted as your agent in this transaction	12/30/08	10/20/09	927 57	639 06		288 51
125012690	11	SWIFT ENERGY CO MorganStanley SmithBarney LLC acted as your agent in this transaction	12/30/08	10/27/09	246 94	175 74		71 20
125012700	6	SWIFT ENERGY CO MorganStanley SmithBarney LLC acted as your agent in this transaction	12/30/08	12/08/09	130.43	95 86		34 57
125012710	19	SWIFT ENERGY CO MorganStanley SmithBarney LLC acted as your agent in this transaction	12/30/08	12/15/09	458 07	303 55		154 52
125012720	235	SWIRE PACIFIC LTD SP ADR	12/30/08	04/06/09	1,762 49	1,574 50		187 99

2
0
0
9

Y
E
A
R

E
N
D

S
U
M
M
A
R
Y

Ref 00000841 00009236

CITI GLOBAL IMPACT FUNDING
Account Number 692-72493-15 643

2
0
0
9

Y
E
A
R

E
N
D

S
U
M
M
A
R
Y

Details of Short Term Gain (Loss) 2009 - continued

Reference number	Quantity	Security Description	Opening Trade Date	Closing Trade Date	Sale Proceeds	Cost	(Loss)	Gain
125012730	14	SWIRE PACIFIC LTD SP ADR MorganStanley SmithBarney LLC acted as your agent in this transaction	12/30/08	10/27/09	\$ 173 03	\$ 93 80		\$ 79 23
125012740	5	SWIRE PACIFIC LTD SP ADR MorganStanley SmithBarney LLC acted as your agent in this transaction	12/30/08	12/08/09	59 94	33 50		26 44
125012750	672	SWISS REINSURANCE SPON ADR	12/30/08	03/19/09	10,349.88	31,516.80	(21,166.92)	
125012760	1,747	SYNOVUS FINANCIAL CORP	12/30/08	02/10/09	5,998.28	13,975.83	(7,977.55)	
125012770	4,860	SYNOVUS FINANCIAL CORP	12/30/08	03/23/09	16,034.99	38,879.51	(22,844.52)	
125012780	635	SYNOVUS FINANCIAL CORP	12/30/08	05/26/09	2,057.34	5,079.94	(3,022.60)	
125012790	3,705	SYNOVUS FINANCIAL CORP Morgan Stanley Smi th Barney LLC acted as yo ur agent in this transa	12/30/08	07/07/09	10,361.13	29,639.63	(19,278.50)	
125012800	281 9 354	SYNOVUS FINANCIAL CORP MorganStanley SmithBarney LLC acted as your agent in this transaction	12/30/08 02/05/09	11/23/09	476.09 15,848.07	2,247.97 31,423.83	(1,771.88) (15,575.76)	
125012810	127	TJX COMPANIES INC NEW	12/30/08	02/10/09	2,744.70	2,507.15		237.55
125012820	522	TJX COMPANIES INC NEW	12/30/08	03/02/09	11,591.98	10,304.96		1,287.02
125012830	69	TJX COMPANIES INC NEW	12/30/08	04/06/09	1,785.02	1,362.15		422.87
125012840	285	TJX COMPANIES INC NEW	12/30/08	05/27/09	8,497.11	5,626.27		2,870.84
125012850	680	TJX COMPANIES INC NEW Morgan Stanley Smi th Barney LLC acted as yo ur agent in this transa	12/30/08	06/24/09	20,641.13	13,424.08		7,217.05
125012890	2887 0394	TAIWAN SEMICONDUCTOR MFG CO LTD ADR CASH IN LIEU OF 37355 RECORD 07/17/09 PAY 08/14/09	12/30/08 02/04/09	08/14/09	2.98 41	2.27 31		71 10
125012910	53	TAKEDA PHARMACEUTICAL CO LTD-JPY Morgan Stanley Smi th Barney LLC acted as yo	12/30/08	06/12/09	1,020.22	1,376.19	(355.97)	

Ref 00000841 00009237

CITI GLOBAL IMPACT FUNDING
Account Number 692-72493-15 643

2
0
0
9
Y
E
A
R
E
N
D
S
U
M
M
A
R
Y

Details of Short Term Gain (Loss) 2009 - continued

Reference number	Quantity	Security Description	Opening Trade Date	Closing Trade Date	Sale Proceeds	Cost	(Loss)	Gain
125012920	6	TAKEDA PHARMACEUTICAL CO LTD-JPY MorganStanley SmithBarney LLC acted as your agent	12/30/08	10/27/09	\$ 114 11	\$ 155 80	(\$ 41 69)	
125012930	407 37 79	TAKEDA PHARMACEUTICAL CO LTD-JPY MorganStanley SmithBarney LLC acted as your agent	12/30/08 03/19/09 03/20/09	11/09/09	8,062 95 733 00 1,565 04	10,568 12 664 99 1,421 91	(2,505 17)	68.01 143 13
125012940	6	TAKEDA PHARMACEUTICAL CO LTD-JPY MorganStanley SmithBarney LLC acted as your agent	03/20/09	12/08/09	126 89	107 99		18.90
125012950	34	TELEDYNE TECHNOLOGIES INC MorganStanley SmithBarney LLC acted as your agent in this transaction	12/30/08	10/20/09	1,238 92	1,404 17	(165 25)	
125012960	11	TELEDYNE TECHNOLOGIES INC MorganStanley SmithBarney LLC acted as your agent in this transaction	12/30/08	10/27/09	385 10	454 29	(69 19)	
125012970	8	TELEDYNE TECHNOLOGIES INC MorganStanley SmithBarney LLC acted as your agent in this transaction	12/30/08	12/08/09	291 43	330 39	(38 96)	
125012980	46	TELEFLEX INC	12/30/08	04/06/09	1,749 37	2,203 43	(454 06)	
125012990	2	TELEFLEX INC MorganStanley SmithBarney LLC acted as your agent in this transaction	12/30/08	10/27/09	98 75	95 80		2 95
125013000	4	TELEFLEX INC MorganStanley SmithBarney LLC acted as your agent in this transaction	12/30/08	12/08/09	209 31	191 60		17 71
125013010	239	TELEFONICA S A SPON ADR	07/02/08	02/12/09	12,880 32	19,535 24	(6,654 92)	
125013020	30	TELEFONICA S A SPON ADR	07/02/08	04/06/09	1,827 28	2,452 12	(624 84)	
125013030	51	TELEKOM AUSTRIA AG SPON ADR	12/30/08	02/10/09	1,394 84	1,512 15	(117 31)	

Ref 0000841 00009238

CITI GLOBAL IMPACT FUNDING
Account Number 692-72493-15 643

Details of Short Term Gain (Loss) 2009 - continued

Reference number	Quantity	Security Description	Opening Trade Date	Closing Trade Date	Sale Proceeds	Cost	(Loss)	Gain
125013040	59	TELEKOM AUSTRIA AG SPON ADR	12/30/08	04/06/09	\$ 1,796 53	\$ 1,749 35		\$ 47 18
125013050	25	TELEKOM AUSTRIA AG SPON ADR MorganStanley SmithBarney LLC acted as your agent	12/30/08	10/27/09	873 47	741 25		132 22
125013060	22	TELEKOM AUSTRIA AG SPON ADR MorganStanley SmithBarney LLC acted as your agent	12/30/08	12/08/09	733 68	652 30		81 38
125013110	327	TEREX CORP NEW MorganStanley SmithBarney LLC acted as your agent in this transaction	04/29/09	10/21/09	7,886 44	4,448 12		3,438 32
125013120	4	TEREX CORP NEW MorganStanley SmithBarney LLC acted as your agent in this transaction	04/29/09	10/27/09	89 96	54 41		35 55
125013130	15	TEREX CORP NEW MorganStanley SmithBarney LLC acted as your agent in this transaction	04/29/09	12/08/09	280 94	204 04		76 90
125013140	485	TESCO PLC SPONSORED ADR	12/30/08	04/06/09	6,969 41	7,528 41	(559 00)	
125013150	112	TESCO PLC SPONSORED ADR Morgan Stanley Smi th Barney LLC acted as yo ur agent in this transa	12/30/08	06/12/09	2,009 22	1,738 52		270 70
125013160	1,274	TESCO PLC SPONSORED ADR Morgan Stanley Smi th Barney LLC acted as yo ur agent in this transa	12/30/08	08/04/09	23,420 61	19 775 67		3,644 94
125013170	34	TETRA TECHNOLOGIES INC DEL MorganStanley SmithBarney LLC acted as your agent in this transaction	12/30/08	10/20/09	359 85	151 18		208 67

2
0
0
9

Y
E
A
R

E
N
D

S
U
M
M
A
R
Y

Ref 00000841 00009239

CITI GLOBAL IMPACT FUNDING

Account Number 692-72493-15 643

Details of Short Term Gain (Loss) 2009 - *continued*

Reference number	Quantity	Security Description	Opening Trade Date	Closing Trade Date	Sale Proceeds	Cost	(Loss)	Gain
125013180	9	TETRA TECHNOLOGIES INC DEL MorganStanley SmithBarney LLC acted as your agent in this transaction	12/30/08	10/27/09	\$ 91 88	\$ 40 02		\$ 51 86
125013190	71	TETRA TECH INC NEW Morgan Stanley Smi th Barney LLC acted as yo ur agent in this transa	12/30/08	06/12/09	2 016 20	1,575 68		440 52
125013200	402	TETRA TECH INC NEW MorganStanley SmithBarney LLC acted as your agent in this transaction	12/30/08	09/25/09	10,291 49	8,921 47		1,370 02
125013210	9	TETRA TECH INC NEW MorganStanley SmithBarney LLC acted as your agent in this transaction	12/30/08	10/27/09	243 62	199 73		43 89
125013220	4	TETRA TECH INC NEW MorganStanley SmithBarney LLC acted as your agent in this transaction	12/30/08	12/08/09	105 07	88 77		16 30
125013230	40	TEVA PHARMACEUTICAL INDS LTD ADR	03/17/09	04/06/09	1,815 34	1,806 74		8 60
125013240	18	TEVA PHARMACEUTICAL INDS LTD ADR MorganStanley SmithBarney LLC acted as your agent	03/17/09	10/27/09	900 76	813 03		87 73
125013250	7	TEVA PHARMACEUTICAL INDS LTD ADR MorganStanley SmithBarney LLC acted as your agent	03/17/09	12/08/09	367 99	316 18		51 81
125013260	573	TEXAS INSTRUMENTS INC	12/30/08	02/10/09	9,403 73	8,594 31		809,42
125013270	216	TEXAS INSTRUMENTS INC	12/30/08	04/06/09	3,527 28	3,239 74		287 54
125013280	551	TEXAS INSTRUMENTS INC	12/30/08	05/26/09	10,359 96	8,264 34		2,095,62
125013290	49	TEXAS INSTRUMENTS INC Morgan Stanley Smi th Barney LLC acted as yo ur agent in this transa	12/30/08	06/12/09	1,017 82	734 94		282 88

2
0
0
9

Y
E
A
R

E
N
D

S
U
M
M
A
R
Y

CITI GLOBAL IMPACT FUNDING
Account Number 692-72493-15 643

Details of Short Term Gain (Loss) 2009 - continued

Reference number	Quantity	Security Description	Opening Trade Date	Closing Trade Date	Sale Proceeds	Cost	(Loss)	Gain
125013300	61	TEXAS INSTRUMENTS INC MorganStanley SmithBarney LLC acted as your agent in this transaction	12/30/08	12/08/09	\$ 1,607 39	\$ 914 93		\$ 692 46
125013310	3	THERMO FISHER SCIENTIFIC INC MorganStanley SmithBarney LLC acted as your agent in this transaction	02/04/09	10/27/09	137 24	112 01		25.23
125013320	7	THERMO FISHER SCIENTIFIC INC MorganStanley SmithBarney LLC acted as your agent in this transaction	02/04/09	12/08/09	335 78	261 34		74 44
125013330	311	THOMAS & BETTS CORP	12/30/08	02/10/09	8,157 48	7,101 97		1,055 51
125013340	2,034	THOMAS & BETTS CORP	12/30/08	03/23/09	49,460 50	46,448 22		3,012 28
125013350	4	3M COMPANY MorganStanley SmithBarney LLC acted as your agent in this transaction	09/09/09	10/27/09	304 74	292 74		12 00
125013360	4	3M COMPANY MorganStanley SmithBarney LLC acted as your agent in this transaction	09/09/09	12/08/09	307 48	292 74		14 74
125013430	342	TIMKEN CO	12/30/08	04/06/09	5,348 88	6,319 85	(970 97)	
125013440	4	TIMKEN CO MorganStanley SmithBarney LLC acted as your agent in this transaction	12/30/08	12/08/09	98 55	73 92		24 63
125013450	981	TOMOTHERAPY INC	12/30/08	05/20/09	2,251 14	2,354 30	(103 16)	
125013500	149	TOWER GROUP INC	12/30/08	04/06/09	3,544 09	3,731 38	(187 29)	
125013510	73	TOYOTA MOTOR CORP ADR NEW	12/30/08	04/06/09	5,326 30	4,675 01		651 29
125013520	6	TOYOTA MOTOR CORP ADR NEW MorganStanley SmithBarney LLC acted as your agent in this transaction	12/30/08	10/27/09	476 44	384 25		92 19

2
0
0
9
Y
E
A
R
E
N
D
S
U
M
M
A
R
Y

Ref 00000841 00009241

CITI GLOBAL IMPACT FUNDING
Account Number 692-72493-15 643

2
0
0
9
Y
E
A
R
E
N
D
S
U
M
M
A
R
Y

Details of Short Term Gain (Loss), 2009 - continued

Reference number	Quantity	Security Description	Opening Trade Date	Closing Trade Date	Sale Proceeds	Cost	(Loss)	Gain
125013530	6	TOYOTA MOTOR CORP ADR NEW MorganStanley SmithBarney LLC acted as your agent in this transaction	12/30/08	12/08/09	\$ 500 13	\$ 384 25		\$ 115 88
125013540	92	TRACTOR SUPPLY CO	12/30/08	04/06/09	3,595 70	3,035 03		560 67
125013550	21	TRACTOR SUPPLY CO MorganStanley SmithBarney LLC acted as your agent in this transaction	12/30/08	10/20/09	1,104 99	692 78		412 21
125013560	5	TRACTOR SUPPLY CO MorganStanley SmithBarney LLC acted as your agent in this transaction	12/30/08	12/08/09	251 00	164 95		86 05
125013570	802	TRIQUINT SEMICONDUCTOR INC	12/30/08	01/29/09	1,773 21	2,669 94	(896 73)	
125013580	174	TRIQUINT SEMICONDUCTOR INC Morgan Stanley Smi th Barney LLC acted as yo ur agent in this transa	02/06/09	06/12/09	998 73	478 15		520 58
125013590	151	TRIQUINT SEMICONDUCTOR INC MorganStanley SmithBarney LLC acted as your agent in this transaction	02/06/09	10/20/09	1,241 57	414 95		826 62
125013600	18	TRIQUINT SEMICONDUCTOR INC MorganStanley SmithBarney LLC acted as your agent in this transaction	02/06/09	10/27/09	99 94	49 46		50 48
125013610	19	TRIQUINT SEMICONDUCTOR INC MorganStanley SmithBarney LLC acted as your agent in this transaction	02/06/09	12/08/09	114 22	52 21		62 01
125013620	30	TRIQUINT SEMICONDUCTOR INC MorganStanley SmithBarney LLC acted as your agent in this transaction	02/06/09	12/15/09	176 99	82 44		94 55
125013630	75	TURKCELL ILETISM HIZMET ADR MorganStanley SmithBarney LLC acted as your agent	12/30/08	10/20/09	1,370 32	1,039 20		331 12

Ref 00000841 00009242

CITI GLOBAL IMPACT FUNDING
Account Number 692-72493-15 643

Details of Short Term Gain (Loss) 2009 - continued

Reference number	Quantity	Security Description	Opening Trade Date	Closing Trade Date	Sale Proceeds	Cost	(Loss)	Gain
125013640	18	TURKCELL ILETISM HIZMET ADR MorganStanley SmithBarney LLC acted as your agent	12/30/08	10/27/09	\$ 305 27	\$ 249 41		\$ 55 86
125013650	6	TURKCELL ILETISM HIZMET ADR MorganStanley SmithBarney LLC acted as your agent	12/30/08	12/08/09	98 04	83 14		14 90
125013660	126	URS CORPORATION	12/30/08	04/06/09	5,293 23	4,832 18		461 05
125013670	437	URS CORPORATION Morgan Stanley Smith Barney LLC acted as your agent in this transaction	12/30/08	08/28/09	19,036 28	16,759 21		2,277 07
125013680	1,111	UNILEVER PLC SPONS ADR NEW	12/30/08	03/19/09	20,235 08	25,393 69	(5,158 61)	
125013690	41	UNILEVER PLC SPONS ADR NEW Morgan Stanley Smith Barney LLC acted as your agent in this transaction	12/30/08	06/12/09	998 50	937 12		61 38
125013700	20	UNILEVER PLC SPONS ADR NEW MorganStanley SmithBarney LLC acted as your agent in this transaction	12/30/08	10/27/09	596 83	457 13		139 70
125013710	12	UNILEVER PLC SPONS ADR NEW MorganStanley SmithBarney LLC acted as your agent in this transaction	12/30/08	12/08/09	356 53	274 28		82 25
125013770	122	UNION PACIFIC CORP	03/03/09	04/06/09	5,306 24	4,440 52		865 72
125013780	39	UNION PACIFIC CORP Morgan Stanley Smith Barney LLC acted as your agent in this transaction	03/03/09	06/12/09	2,119 21	1,419 51		699 70
125013790	116	UNION PACIFIC CORP Morgan Stanley Smith Barney LLC acted as your agent in this transaction	03/03/09	08/24/09	7,082 45	4,222 13		2,860 32

2
0
0
9
Y
E
A
R
E
N
D
S
U
M
M
A
R
Y

Ref 00000841 00009243

CITI GLOBAL IMPACT FUNDING

Account Number 692-72493-15 643

2
0
0
9
Y
E
A
R
E
N
D
S
U
M
M
A
R
Y

Details of Short Term Gain (Loss) 2009 - *continued*

Reference number	Quantity	Security Description	Opening Trade Date	Closing Trade Date	Sale Proceeds	Cost	(Loss)	Gain
125013800	895	UNION PACIFIC CORP MorganStanley SmithBarney LLC acted as your agent in this transaction	03/03/09	10/07/09	\$ 52,282.85	\$ 32,575.94		\$ 19,706.91
125013810	179	UNITED NATURAL FOODS INC	12/30/08	04/06/09	3,520.52	2,999.29		521.23
125013820	24	UNITED NATURAL FOODS INC MorganStanley SmithBarney LLC acted as your agent in this transaction	12/30/08	10/27/09	614.22	402.14		212.08
125013830	7	UNITED NATURAL FOODS INC MorganStanley SmithBarney LLC acted as your agent in this transaction	12/30/08	12/08/09	193.55	117.29		76.26
125013840	41	UNITED NATURAL FOODS INC MorganStanley SmithBarney LLC acted as your agent in this transaction	12/30/08	12/15/09	1,086.94	686.99		399.95
125013870	1	UNITED THERAPEUTICS CORP MorganStanley SmithBarney LLC acted as your agent in this transaction	10/29/09	12/08/09	44.46	43.45		1.01
125013880	93	UNIVERSAL HEALTH SERVICES INC CLASS B	10/07/08	04/06/09	3,526.54	4,506.99	(980.45)	
125013890	151 93	UNIVERSAL HEALTH SERVICES INC CLASS B Morgan Stanley Smi th Barney LLC acted as yo	10/07/08 10/10/08	06/02/09	8,392.59 5,168.95	7,317.81 3,625.76		1,074.78 1,543.19
125013910	393	UNIVERSAL HEALTH SERVICES INC CLASS B MorganStanley SmithBarney LLC acted as your agent	03/23/09	11/02/09	22,361.24	14,126.23		8,235.01
125013920	268	UPM KYMMENE CORP SPN ADR	12/30/08	04/06/09	1,782.19	3,403.60	(1,621.41)	
125013930	486	UPM KYMMENE CORP SPN ADR	12/30/08	04/23/09	3,852.62	6,172.20	(2,319.58)	
125013940	171 55	VCA ANTECH INC	04/23/08 04/24/08	04/06/09	3,960.68 1,273.90	4,795.03 1,666.41	(834.35) (392.51)	

Ref 0000841 00009244

CITI GLOBAL IMPACT FUNDING
Account Number 692-72493-15 643

Details of Short Term Gain (Loss) 2009 - continued

Reference number	Quantity	Security Description	Opening Trade Date	Closing Trade Date	Sale Proceeds	Cost	(Loss)	Gain
125013970	9	VALSPAR CORP MorganStanley SmithBarney LLC acted as your agent in this transaction	12/30/08	10/27/09	\$ 235 89	\$ 157 33		\$ 78 56
125013980	7	VALSPAR CORP MorganStanley SmithBarney LLC acted as your agent in this transaction	12/30/08	12/08/09	187 10	122 37		64 73
125013990	5,667	VANGUARD EUROPE PACIFIC ETF	12/30/08	04/06/09	137,208 63	152,130 05	(14,921 42)	
125014000	1 525	VANGUARD EUROPE PACIFIC ETF Morgan Stanley Smi th Barney LLC acted as yo ur agent in this transa	12/30/08	06/12/09	45,186 72	40,938 47		4,248 25
125014010	875	VANGUARD EUROPE PACIFIC ETF MorganStanley SmithBarney LLC acted as your agent in this transaction	12/30/08	10/27/09	30,241 41	23,489 29		6,752 12
125014020	592	VANGUARD EUROPE PACIFIC ETF MorganStanley SmithBarney LLC acted as your agent in this transaction	12/30/08	12/08/09	20,508 19	15,892 18		4,616 01
125014030	2 234	VANGUARD EMERGING MARKETS ETF	12/30/08	02/10/09	49,396 59	52,150 05	(2,753 46)	
125014040	10,877	VANGUARD EMERGING MARKETS ETF	12/30/08	04/06/09	279,025 02	253,910 51		25,114 51
125014050	2,446	VANGUARD EMERGING MARKETS ETF Morgan Stanley Smi th Barney LLC acted as yo ur agent in this transa	12/30/08	06/12/09	80,745 27	57,098 93		23,646 34
125014060	2,112	VANGUARD EMERGING MARKETS ETF MorganStanley SmithBarney LLC acted as your agent in this transaction	12/30/08	10/20/09	86,082 90	49,302 11		36,780 79
125014070	701	VANGUARD EMERGING MARKETS ETF MorganStanley SmithBarney LLC acted as your agent in this transaction	12/30/08	10/27/09	27,774 44	16,364 00		11,410,44

2
0
9
Y
E
A
R
E
N
D
S
U
M
M
A
R
Y

Ref 00000841 00009245

CITI GLOBAL IMPACT FUNDING
Account Number 692-72493-15 643

Details of Short Term Gain (Loss) 2009 - continued

Reference number	Quantity	Security Description	Opening Trade Date	Closing Trade Date	Sale Proceeds	Cost	(Loss)	Gain
125014080	554	VANGUARD EMERGING MARKETS ETF MorganStanley SmithBarney LLC acted as your agent in this transaction	12/30/08	12/08/09	\$ 22,398.75	\$ 12,932.47		\$ 9,466.28
125014090	1,140	VANGUARD EMERGING MARKETS ETF MorganStanley SmithBarney LLC acted as your agent in this transaction	12/30/08	12/15/09	46,729.10	26,611.93		20,117.17
125014100	147	VARIAN MEDICAL SYSTEMS INC	10/29/08	02/10/09	5,504.01	6,389.28	(885.27)	
125014110	27	VARIAN MEDICAL SYSTEMS INC Morgan Stanley Smi th Barney LLC acted as yo ur agent in this transa	10/29/08	06/12/09	1,025.27	1,173.54	(148.27)	
125014120	928	VARIAN MEDICAL SYSTEMS INC Morgan Stanley Smi th Barney LLC acted as yo ur agent in this transa	10/29/08	07/20/09	30,690.77	40,335.06	(9,644.29)	
125014130	514	VARIAN MEDICAL SYSTEMS INC Morgan Stanley Smi th Barney LLC acted as yo ur agent in this transa	10/29/08	07/21/09	17,417.98	22,340.76	(4,922.78)	
125014140	4,464	VANGUARD GROWTH ETF	12/30/08	02/10/09	170,720.26	172,276.92	(1,556.66)	
125014150	10,234	VANGUARD GROWTH ETF	12/30/08	04/06/09	399,257.83	394,955.65		4,302.18
125014160	91	VANGUARD GROWTH ETF Morgan Stanley Smi th Barney LLC acted as yo	12/30/08	06/12/09	4,026.89	3,511.92		514.97
125014170	279	VANGUARD GROWTH ETF MorganStanley SmithBarney LLC acted as your agent	12/30/08	10/27/09	13,977.54	10,767.31		3,210.23
125014180	481	VANGUARD GROWTH ETF MorganStanley SmithBarney LLC acted as your agent	12/30/08	12/08/09	24,729.06	18,562.99		6,166.07

2
0
0
9

Y
E
A
R

E
N
D

S
U
M
M
A
R
Y

Ref 0000841 00009246

CITI GLOBAL IMPACT FUNDING
Account Number 692-72493-15 643

Details of Short Term Gain (Loss) 2009 - continued

Reference number	Quantity	Security Description	Opening Trade Date	Closing Trade Date	Sale Proceeds	Cost	(Loss)	Gain
125014190	1,354	VANGUARD GROWTH ETF MorganStanley SmithBarney LLC acted as your agent	12/30/08	12/15/09	\$ 71,034 43	\$ 52,254 24		\$ 18,780 19
125014200	962	VANGUARD VALUE ETF	12/30/08	02/10/09	34,597 17	38,513 96	(3,916 79)	
125014210	6,437	VANGUARD VALUE ETF	12/30/08	04/06/09	230,511 53	257,707 23	(27,195 70)	
125014220	220	VANGUARD VALUE ETF Morgan Stanley Smith Barney LLC acted as your agent in this transaction	12/30/08	06/12/09	9,090 97	8,807 76		283 21
125014230	253	VANGUARD VALUE ETF MorganStanley SmithBarney LLC acted as your agent in this transaction	12/30/08	10/27/09	11,722 39	10,128 93		1,593 46
125014240	442	VANGUARD VALUE ETF MorganStanley SmithBarney LLC acted as your agent in this transaction	12/30/08	12/08/09	20,955 79	17,695 60		3,260 19
125014250	1,049	VANGUARD VALUE ETF MorganStanley SmithBarney LLC acted as your agent in this transaction	12/30/08	12/15/09	50,407 35	41,997 03		8,410 32
125014260	67	VESTAS WIND SYS A/S UTD KINGD-DKK UNSPONS ADR MorganStanley SmithBarney LLC acted as your agent	12/30/08	10/20/09	1,484 01	1,293 29		190 72
125014270	28	VESTAS WIND SYS A/S UTD KINGD-DKK UNSPONS ADR MorganStanley SmithBarney LLC acted as your agent	12/30/08	10/27/09	659 38	540 48		118 90
125014280	23	VESTAS WIND SYS A/S UTD KINGD-DKK UNSPONS ADR MorganStanley SmithBarney LLC acted as your agent	12/30/08	12/15/09	481 37	443 97		37 40
125014290	86	VINCI S A ADR Morgan Stanley Smith Barney LLC acted as your agent in this transaction	12/30/08	06/12/09	1,001 01	915 89		85 12

2
0
0
9
Y
E
A
R
E
N
D
S
U
M
M
A
R
Y

CITI GLOBAL IMPACT FUNDING
Account Number 692-72493-15 643

2
0
0
9

Y
E
A
R

E
N
D

S
U
M
M
A
R
Y

Details of Short Term Gain/(Loss) 2009 - continued

Reference number	Quantity	Security Description	Opening Trade Date	Closing Trade Date	Sale Proceeds	Cost	(Loss)	Gain
125014300	42	VINCI S A ADR MorganStanley SmithBarney LLC acted as your agent in this transaction	12/30/08	10/27/09	\$ 576 64	\$ 447 30		\$ 129 34
125014310	5	VINCI S A ADR MorganStanley SmithBarney LLC acted as your agent in this transaction	12/30/08	12/08/09	70 89	53 25		17 64
125014320	67	VIVENDI SA SPONSORED ADR FRANCE	01/14/09	04/06/09	1,782 19	1,835 80	(53 61)	
125014330	5	VIVENDI SA SPONSORED ADR FRANCE MorganStanley SmithBarney LLC acted as your agent	01/14/09	10/27/09	143 99	137 00		6 99
125014340	6	VIVENDI SA SPONSORED ADR FRANCE MorganStanley SmithBarney LLC acted as your agent	01/14/09	12/08/09	176 99	164 40		12 59
125014400	69	WMS INDUSTRIES INC Morgan Stanley Smi th Barney LLC acted as yo ur agent in this transa	12/30/08	08/03/09	2,541 89	1,825 10		716 79
125014410	221	WPP PLC ADR	12/30/08	04/06/09	7,023 89	6,349 04		674 85
125014420	199	WAL-MART DE MEXICO SA DE CV SPON ADR	12/30/08	04/06/09	5,353 07	5,398 85	(45 78)	
125014430	117	WAL-MART STORES INC	05/27/08	03/02/09	5,623 34	6,585 24	(961 90)	
125014440	67	WAL-MART STORES INC	05/27/08	04/06/09	3,570 02	3,771 03	(201 01)	
125014460	81	WASTE CONNECTIONS INC	12/30/08	01/07/09	2,459 14	2,417 27		41.87
125014470	486	WASTE CONNECTIONS INC	12/30/08	01/26/09	13,854 76	14,503 65	(648 89)	
125014480	142	WATSCO INC Morgan Stanley Smi th Barney LLC acted as yo ur agent in this transa	04/09/09	06/22/09	6,542 52	5,722 32		820 20
125014490	415	WESTERN DIGITAL CORP MorganStanley SmithBarney LLC acted as your agent in this transaction	12/30/08	10/20/09	15,248 86	4,577 41		10,671 45

Ref 00000841 00009248

CITI GLOBAL IMPACT FUNDING

Account Number 692-72493-15 643

2
0
0
9

Y
E
A
R

E
N
D

S
U
M
M
A
R
Y

Details of Short Term Gain (Loss) 2009 - continued

Reference number	Quantity	Security Description	Opening Trade Date	Closing Trade Date	Sale Proceeds	Cost	(Loss)	Gain
125014500	562	WIND RIVER SYSTEMS INC Morgan Stanley Smith Barney LLC acted as your agent in this transaction.	12/30/08	07/06/09	\$ 6,445.97	\$ 4,810.38		\$ 1,635.59
125014510	123	WINTRUST FINL CORP Morgan Stanley Smith Barney LLC acted as your agent in this transaction.	12/30/08	11/05/09	3,259.41	2,397.21		862.20
125014520	287	XTO ENERGY INC	05/16/08	02/10/09	10,886.70	18,822.49	(7,935.79)	
125014530	1,428	XTO ENERGY INC	05/16/08	03/11/09	43,059.38	93,653.38	(50,594.00)	
125014540	277	XTO ENERGY INC	05/16/08	04/15/09	9,108.69	18,166.66	(9,057.97)	
	345		12/30/08		11,344.75	11,930.62	(585.87)	
125014550	94	YUM BRANDS INC	03/10/08	02/10/09	2,700.98	3,310.02	(609.04)	
125014580	64	YUM BRANDS INC Morgan Stanley Smith Barney LLC acted as your agent in this transaction.	04/08/09	07/27/09	2,171.35	1,870.59		300.76
125014590	287	ZIONS BANCORP	12/30/08	02/10/09	3,449.15	6,525.32	(3,076.17)	
125014600	363	ZIONS BANCORP	12/30/08	03/23/09	3,925.60	8,253.28	(4,327.68)	
125014610	1,313	ZIONS BANCORP	12/30/08	05/07/09	23,228.60	29,852.76	(6,624.16)	
Total					\$ 7,946,930.06	\$ 7,800,187.36	(\$ 843,175.64)	\$ 989,918.34

Details of Long Term Gain (Loss) 2009

This section shows your sales of securities during the year. The "Sale Proceeds" column excludes any accrued income you may have received. In addition, although cash in lieu less than \$20 is not included on Form 1099-B (if applicable), it is included in this section. Please note, this material is being prepared for informational purposes only and should not be used for tax preparation without the assistance of your tax advisor.

Reference number	Quantity	Security Description	Opening Trade Date	Closing Trade Date	Sale Proceeds	Cost	(Loss)	Gain
125000070	12	AMDOCS LTD Morgan Stanley Smith Barney LLC acted as your agent in this transaction.	11/05/08	12/08/09	\$ 335.27	\$ 288.87		\$ 46.40
125000080	87	ACCENTURE LTD	11/02/07	02/10/09	2,782.33	3,299.04	(516.71)	

Ref 00000841 00009249

CITI GLOBAL IMPACT FUNDING
Account Number 692-72493-15 643

Details of Long Term Gain (Loss) 2009 - continued

Reference number	Quantity	Security Description	Opening Trade Date	Closing Trade Date	Sale Proceeds	Cost	(Loss)	Gain
125000090	64	ACCENTURE LTD	11/02/07	04/06/09	\$ 1,803.56	\$ 2,426.88	(\$ 623.32)	
125000100	190	ACCENTURE LTD Morgan Stanley Smith Barney LLC acted as your agent in this transaction	11/02/07	07/20/09	6,516.93	7,204.80	(687.87)	
125000110	17	ACCENTURE PLC Morgan Stanley Smith Barney LLC acted as your agent in this transaction	11/02/07	12/08/09	730.84	644.64		86.20
125000500	56	TRANSOCEAN LTD SWITZERLAND NEW Morgan Stanley Smith Barney LLC acted as your agent	09/19/08	10/12/09	5,069.40	6,955.84	(1,886.44)	
125000510	2	TRANSOCEAN LTD SWITZERLAND NEW Morgan Stanley Smith Barney LLC acted as your agent	09/19/08	10/27/09	175.58	248.42	(72.84)	
125000590	456 579 1,037	FLEXTRONICS INTL LTD USD	01/07/08 03/26/08 05/01/08	05/28/09	1,610.19 2,044.51 3,661.76	5,150.66 5,696.61 11,115.19	(3,540.47) (3,652.10) (7,453.43)	
125000690	4,421	ACTIVISION BLIZZARD INC Morgan Stanley Smith Barney LLC acted as your agent in this transaction	07/14/08	10/30/09	48,000.22	73,130.86	(25,130.64)	
125000940	965	AFFILIATED COMPUTER SVCS CL A Morgan Stanley Smith Barney LLC acted as your agent in this transaction	06/13/08	08/24/09	43,962.34	53,585.68	(9,623.34)	
125001140	16	ALLIANZ SE ADR Morgan Stanley Smith Barney LLC acted as your agent in this transaction	10/16/08	12/08/09	193.43	160.30		33.13
125001210	61	AMERICA MOVIL S A B DE CV SER L SPONS ADR	12/20/06	04/06/09	1,810.46	2,653.55	(843.09)	
125001220	54	AMERICA MOVIL S A B DE CV SER L SPONS ADR Morgan Stanley Smith Barney LLC acted as your agent in this transaction	12/20/06	06/12/09	2,077.46	2,349.04	(271.58)	

2
0
0
9
Y
E
A
R
E
N
D
S
U
M
M
A
R
Y

Ref 00000841 00009250

CITI GLOBAL IMPACT FUNDING
Account Number 692-72493-15 643

Details of Long Term Gain (Loss) 2009 - continued

Reference number	Quantity	Security Description	Opening Trade Date	Closing Trade Date	Sale Proceeds	Cost	(Loss)	Gain
125001230	50	AMERICA MOVIL S A B DE CV SER L SPONS ADR MorganStanley SmithBarney LLC acted as your agent	12/20/06	10/20/09	\$ 2,373.33	\$ 2,175.04		\$ 198.29
125001240	11	AMERICA MOVIL S A B DE CV SER L SPONS ADR MorganStanley SmithBarney LLC acted as your agent	12/20/06	10/27/09	491.57	478.51		13.06
125001250	15	AMERICA MOVIL S A B DE CV SER L SPONS ADR MorganStanley SmithBarney LLC acted as your agent	12/20/06	12/08/09	702.90	652.51		50.39
125001430	694	ANNALY CAPITAL MANAGEMENT INC MorganStanley SmithBarney LLC acted as your agent in this transaction	07/16/08	12/28/09	12,295.90	9,897.20		2,398.70
125001520	48	APACHE CORP Morgan Stanley Smi th Barney LLC acted as yo ur agent in this transa	05/21/08	06/12/09	4,032.58	7,066.40	(3,033.82)	
125001530	39	APACHE CORP MorganStanley SmithBarney LLC acted as your agent in this transaction	05/21/08	10/20/09	4,033.87	5,741.45	(1,707.58)	
125001540	10	APACHE CORP MorganStanley SmithBarney LLC acted as your agent in this transaction	05/21/08	10/27/09	985.32	1,472.17	(486.85)	
125001570	12	APOLLO GROUP INC CL A MorganStanley SmithBarney LLC acted as your agent in this transaction	07/11/08	10/27/09	880.46	654.60		225.86
125001580	208	APPLE INC	12/20/06	02/10/09	20,276.24	17,761.04		2,515.20
125001590	124	APPLE INC	12/20/06	04/06/09	14,589.07	10,588.31		4,000.76
125001600	37	APPLE INC Morgan Stanley Smi th Barney LLC acted as yo ur agent in this transa	12/20/06	06/12/09	5,065.97	3,159.41		1,906.56

2
0
0
9

Y
E
A
R

E
N
D

S
U
M
M
A
R
Y

Ref 0000841 00009251

CITI GLOBAL IMPACT FUNDING

Account Number 692-72493-15 643

Details of Long Term Gain (Loss) 2009 continued

Reference number	Quantity	Security Description	Opening Trade Date	Closing Trade Date	Sale Proceeds	Cost	(Loss)	Gain
125001610	117	APPLE INC Morgan Stanley Smith Barney LLC acted as your agent in this transaction	12/20/06	07/13/09	\$ 16,548.73	\$ 9,990.58		\$ 6,558.15
125001620	14	APPLE INC Morgan Stanley Smith Barney LLC acted as your agent in this transaction	12/20/06	08/25/09	2,371.73	1,195.46		1,176.27
125001630	19	APPLE INC Morgan Stanley Smith Barney LLC acted as your agent in this transaction	12/20/06	10/27/09	3,753.62	1,622.40		2,131.22
125001640	5	APPLE INC Morgan Stanley Smith Barney LLC acted as your agent in this transaction	12/20/06	12/08/09	949.70	426.95		522.75
125001790	49	AXA S A SPONS ADR Morgan Stanley Smith Barney LLC acted as your agent in this transaction	03/19/08	06/12/09	992.71	1,594.11	(601.40)	
125001800	74	AXA S A SPONS ADR Morgan Stanley Smith Barney LLC acted as your agent in this transaction	03/19/08	10/20/09	2,126.71	2,407.44	(280.73)	
125001810	14	AXA S A SPONS ADR Morgan Stanley Smith Barney LLC acted as your agent in this transaction	03/19/08	10/27/09	367.64	455.46	(87.82)	
125001830	9	AXA S A SPONS ADR Morgan Stanley Smith Barney LLC acted as your agent in this transaction	03/19/08	12/08/09	214.65	292.80	(78.15)	
125001890	45	BP PLC SPONS ADR	09/28/07	04/06/09	1,814.67	3,099.60	(1,284.93)	
125001900	19	BP PLC SPONS ADR Morgan Stanley Smith Barney LLC acted as your agent in this transaction	09/28/07	10/27/09	1,104.83	1,308.72	(203.89)	

2
0
0
9

Y
E
A
R

E
N
D

S
U
M
M
A
R
Y

Ref 00000841 00009252

CITI GLOBAL IMPACT FUNDING

Account Number 692-72493-15 643

Details of Long-Term Gain (Loss) 2009 - continued

Reference number	Quantity	Security Description	Opening Trade Date	Closing Trade Date	Sale Proceeds	Cost	(Loss)	Gain
125001910	10	BP PLC SPONS ADR MorganStanley SmithBarney LLC acted as your agent in this transaction	09/28/07	12/08/09	\$ 568 50	\$ 688 80	(\$ 120 30)	
125002030	99	BANK OF AMERICA CORP MERGER 01/02/09 590188108000	Unavailable	01/02/09	13 82			
125002110	313	BAXTER INTL INC	02/08/08	02/10/09	17,961 08	18 921 26	(960 18)	
125002120	148	BAXTER INTL INC	02/08/08	03/02/09	7,596 97	8,946 79	(1,349 82)	
125002130	123	BAXTER INTL INC	02/08/08	05/26/09	6,218 83	7,435 51	(1,216 68)	
125002140	949	BAXTER INTL INC	02/08/08	07/29/09	52,765 13	57,368 29	(4,603 16)	
	9	Morgan Stanley Smi th Barney LLC acted as yo ur agent in this transa	03/12/08		500 41	522 58	(22 17)	
125002150	5	BAXTER INTL INC MorganStanley SmithBarney LLC acted as your agent in this transaction	03/12/08	12/08/09	276 30	290 32	(14 02)	
125002200	59	BECTON DICKINSON & CO	10/24/07	02/10/09	4,159 41	4,799 06	(639 65)	
125002210	72	BECTON DICKINSON & CO	10/24/07	04/06/09	4,692 21	5,856 48	(1,164 27)	
	9		11/02/07		586 53	741 15	(154 62)	
125002220	421	BECTON DICKINSON & CO	11/02/07	11/06/09	29,554 11	34,669 35	(5,115 24)	
	301	MorganStanley SmithBarney LLC acted as your agent in this transaction	11/06/07		21,130 14	24,073 98	(2,943 84)	
125002290	188	BEST BUY INC	11/02/07	02/10/09	5,366 42	8,837 47	(3,471 05)	
125002300	632	BEST BUY INC	11/02/07	04/06/09	24,604 88	29,708 92	(5,104 04)	
125002310	115	BEST BUY INC	11/02/07	08/24/09	4,144 54	5,405 90	(1,261 36)	
	416	Morgan Stanley Smi	11/06/07		14,992 42	19,472 96	(4,480 54)	
	743	th Barney LLC acted as yo ur agent in this transa	03/12/08		26,777 32	30,871 58	(4,094 26)	
125002410	34	BOEING CO	10/24/07	02/10/09	1,362 12	3,198 89	(1,836 77)	
	165		11/02/07		6,610 27	16,104 00	(9,493 73)	
125002420	125	BOEING CO	11/02/07	02/11/09	5,032 38	12,200 00	(7,167 62)	
	200		11/06/07		8,051 81	19,459 00	(11,407 19)	
	179		11/29/07		7,206 37	16,656 85	(9,450 48)	
	272		01/03/08		10,950 47	23,769 81	(12,819 34)	

2
0
0
9

Y
E
A
R

E
N
D

S
U
M
M
A
R
Y

Ref 00000841 00009253

CITI GLOBAL IMPACT FUNDING

Account Number 692-72493-15 643

2
0
0
9

Y
E
A
R

E
N
D

S
U
M
M
A
R
Y

Details of Long Term Gain (Loss) 2009 - continued

Reference number	Quantity	Security Description	Opening Trade Date	Closing Trade Date	Sale Proceeds	Cost	(Loss)	Gain
125002450	27	BOEING CO MorganStanley SmithBarney LLC acted as your agent in this transaction	08/06/08	12/08/09	\$ 1,501 19	\$ 1,753 13	(\$ 251 94)	
125002500	70	BRITISH SKY BROADCASTING GROUP PLC SPONSORED ADR-USD-	05/24/06	04/06/09	1,760 81	2,750 25	(989 44)	
125002510	37	BRITISH SKY BROADCASTING GROUP PLC SPONSORED ADR-USD- MorganStanley SmithBarney LLC acted as your agent	05/24/06	10/20/09	1,400 78	1,453 70	(52 92)	
125002520	10	BRITISH SKY BROADCASTING GROUP PLC SPONSORED ADR-USD- MorganStanley SmithBarney LLC acted as your agent	05/24/06	10/27/09	354 99	392 89	(37 90)	
125002530	7	BRITISH SKY BROADCASTING GROUP PLC SPONSORED ADR-USD- MorganStanley SmithBarney LLC acted as your agent	05/24/06	12/08/09	249 21	275 03	(25 82)	
125002540	84	BROADCOM CORP CL A	03/12/08	04/06/09	1,797 75	1,481 63		316 12
125002550	12	BROADCOM CORP CL A MorganStanley SmithBarney LLC acted as your agent in this transaction	03/12/08	12/08/09	368 20	211 66		156 54
125002670	103 8027 234 1973	CADBURY PLC ADR MorganStanley SmithBarney LLC acted as your agent in this transaction	03/12/08 03/12/08	10/05/09	5,257 65 11,862 18	5 447 63 12,216 43	(189 98) (354 25)	
125002730	370	CAMERON INTERNATIONAL CORP	11/02/07	02/10/09	8,066 32	18,335 93	(10,269 61)	
125002740	653 394 324	CAMERON INTERNATIONAL CORP	11/02/07 11/06/07 11/29/07	02/24/09	12,346 92 7,449 75 6,126 19	32,360 43 19,541 42 15,394 05	(20,013 51) (12,091 67) (9,267 86)	
125002790	54 124	CATALYST HEALTH SOLUTIONS INC	11/06/07 01/02/08	04/06/09	1,080 64 2,481 48	1,411 21 3,159 47	(330 57) (677 99)	
125002900	184	CHEUNG KONG HOLDING-ADR	05/04/07	04/06/09	1,759 03	2,550 68	(791 65)	
125002910	41 11	CHEUNG KONG HOLDING-ADR MorganStanley SmithBarney LLC acted as your agent in this transaction	05/04/07 07/13/07	10/27/09	535 44 143 66	568 36 155 72	(32 92) (12 06)	

CITI GLOBAL IMPACT FUNDING
Account Number 692-72493-15 643

Details of Long Term Gain (Loss) 2009 - *continued*

Reference number	Quantity	Security Description	Opening Trade Date	Closing Trade Date	Sale Proceeds	Cost	(Loss)	Gain
125002920	27	CHEUNG KONG HOLDING-ADR MorganStanley SmithBarney LLC acted as your agent in this transaction	07/13/07	12/08/09	\$ 346 13	\$ 382 22	(\$ 36 09)	
125003100	25	COACH INC MorganStanley SmithBarney LLC acted as your agent in this transaction	06/03/08	10/27/09	839 77	891 99	(52.22)	
125003110	32	COACH INC MorganStanley SmithBarney LLC acted as your agent in this transaction	06/03/08	12/08/09	1,131 94	1,141 75	(9 81)	
125003150	59	COLGATE PALMOLIVE CO	10/19/07	04/06/09	3,590 13	4,273 34	(683 21)	
125003160	15	COLGATE PALMOLIVE CO Morgan Stanley Smit h Barney LLC acted as yo ur agent in this transa	10/19/07	06/12/09	1,070 41	1,086 44	(16 03)	
125003170	4	COLGATE PALMOLIVE CO MorganStanley SmithBarney LLC acted as your agent in this transaction	10/19/07	10/27/09	311 63	289 72		21 91
125003180	10	COLGATE PALMOLIVE CO MorganStanley SmithBarney LLC acted as your agent in this transaction	10/19/07	12/08/09	820 21	724 29		95 92
125003390	117	CONOCOPHILLIPS	03/02/06	02/10/09	5,360 08	7,329 13	(1,969 05)	
125003400	151	CONOCOPHILLIPS	03/02/06	03/23/09	6,000 70	9,458 96	(3,458 26)	
125003410	128	CONOCOPHILLIPS	03/02/06	04/06/09	5,218 79	8,018 18	(2,799 39)	
125003420	46	CONOCOPHILLIPS	03/02/06	05/26/09	2,048.67	2,881 54	(832 87)	
125003430	28	CONOCOPHILLIPS MorganStanley SmithBarney LLC acted as your agent in this transaction	03/02/06	10/27/09	1,442 58	1,753 98	(311 40)	
125003440	10	CONOCOPHILLIPS MorganStanley SmithBarney LLC acted as your agent in this transaction	03/02/06	12/08/09	498 91	626 42	(127 51)	

2
0
0
9

Y
E
A
R

E
N
D

S
U
M
M
A
R
Y

Ref 00000841 00009255

CITI GLOBAL IMPACT FUNDING
Account Number 692-72493-15 643

2
0
0
9

Y
E
A
R

E
N
D

S
U
M
M
A
R
Y

Details of Long Term Gain (Loss) 2009 - continued

Reference number	Quantity	Security Description	Opening Trade Date	Closing Trade Date	Sale Proceeds	Cost	(Loss)	Gain
125003710	15	DBS GROUP HLDG LTD SP ADR MorganStanley SmithBarney LLC acted as your agent in this transaction	10/24/07	10/27/09	\$ 553 48	\$ 857 31	(\$ 303 83)	
125003720	30	DBS GROUP HLDG LTD SP ADR MorganStanley SmithBarney LLC acted as your agent in this transaction	10/24/07	12/08/09	1,260 86	1,714 63	(453 77)	
125003920	539 342	DELL INC	01/25/08 02/04/08	04/06/09	5,487 09 3,481 61	10,955 07 6,845 16	(5,467 98) (3,363 55)	
125003930	53 251	DELL INC Morgan Stanley Smi th Barney LLC acted as yo ur agent in this transa	02/04/08 02/13/08	06/12/09	708 08 3,353 34	1,060 80 5,097 68	(352 72) (1,744 34)	
125003940	128 667	DELL INC Morgan Stanley Smi th Barney LLC acted as yo ur agent in this transa	02/13/08 02/29/08	08/24/09	1,900 88 9,905 36	2,599 62 13,457 53	(698 74) (3 552 17)	
125003950	329 55 1,247 84 441 182 284 288 752	DELL INC MorganStanley SmithBarney LLC acted as your agent in this transaction	02/29/08 03/04/08 03/12/08 03/26/08 04/04/08 04/24/08 05/19/08 06/26/08 09/17/08	12/11/09	4,326 83 723 33 16,399 87 1,104 72 5,799 79 2,393 57 3,735 01 3,787 62 9,889 91	6,637 97 1,075 80 24,900 10 1,692 70 8,756 89 3,502 88 6,059 17 6,538 17 12,099 38	(2,311 14) (352 47) (8,500 23) (587 98) (2,957 10) (1,109 31) (2,324 16) (2,750 55) (2,209 47)	
125004250	905	EMC CORP-MASS	10/22/07	02/10/09	10,761 19	20,337 88	(9,576 69)	
125004260	288	EMC CORP-MASS	10/22/07	04/06/09	3,528 56	6,472 17	(2,943 61)	
125004270	1,009	EMC CORP-MASS MorganStanley SmithBarney LLC acted as your agent in this transaction	10/22/07	09/24/09	17,324 18	22,675 05	(5,350 87)	
125004310	45	ENI SPA SPONSORED ADR	10/24/07	04/06/09	1,760 53	3,174 30	(1,413 77)	
125004320	191	ENI SPA SPONSORED ADR	10/24/07	04/07/09	7,431.48	13,473 14	(6,041 66)	

Ref 00000841 00009256

CITI GLOBAL IMPACT FUNDING

Account Number 692-72493-15 643

2
0
0
9

Y
E
A
R

E
N
D

S
U
M
M
A
R
Y

Details of Long Term Gain (Loss) 2009 - continued

Reference number	Quantity	Security Description	Opening Trade Date	Closing Trade Date	Sale Proceeds	Cost	(Loss)	Gain
125004330	7	ENI SPA SPONSORED ADR MorganStanley SmithBarney LLC acted as your agent in this transaction	10/24/07	12/08/09	\$ 342 34	\$ 493 78	(\$ 151 44)	
125004620	6	ENCANA CORP-CAD MorganStanley SmithBarney LLC acted as your agent in this transaction	09/08/08	10/27/09	352 75	408 89	(56 14)	
125004630	4	ENCANA CORP-CAD MorganStanley SmithBarney LLC acted as your agent in this transaction	09/08/08	12/08/09	203 48	272 59	(69 11)	
125004700	59 16	EXPRESS SCRIPTS INC COMMON	10/19/07 10/24/07	02/10/09	3,226 45 874 97	3,524 16 912 51	(297 71) (37 54)	
125004710	45	EXPRESS SCRIPTS INC COMMON	10/24/07	03/26/09	2,059 90	2,566 44	(506 54)	
125004720	107	EXPRESS SCRIPTS INC COMMON	10/24/07	04/06/09	5,231 41	6,102 41	(871 00)	
125004730	45	EXPRESS SCRIPTS INC COMMON	10/24/07	04/06/09	2,165 38	2,566 44	(401 06)	
125004740	12 157	EXPRESS SCRIPTS INC COMMON	10/24/07 11/02/07	05/14/09	720 16 9,422 12	684 38 10,212 22	(790 10)	35 78
125004750	7 162	EXPRESS SCRIPTS INC COMMON Morgan Stanley Smi th Barney LLC acted as yo ur agent in this transa	11/02/07 11/06/07	06/01/09	448 91 10,388 95	455 32 10,464 71	(6 41) (75 76)	
125004760	158 620	EXPRESS SCRIPTS INC COMMON Morgan Stanley Smi th Barney LLC acted as yo ur agent in this transa	11/06/07 03/12/08	08/04/09	10,845 98 42 560 16	10,206 33 35,592 96		639 65 6,967 20
125004940	138	FIRST HORIZON NATL CORP	Unavailable	01/06/09	1,481 28			
125005080	55	FLOWSERVE CORP MorganStanley SmithBarney LLC acted as your agent in this transaction	08/15/08	10/20/09	5,813 08	7,024 79	(1,211 71)	
125005090	18	FLOWSERVE CORP MorganStanley SmithBarney LLC acted as your agent in this transaction	08/15/08	10/27/09	1,866 83	2,299 02	(432 19)	

CITI GLOBAL IMPACT FUNDING
Account Number 692-72493-15 643

2
0
0
9
Y
E
A
R
E
N
D
S
U
M
M
A
R
Y

Details of Long Term Gain (Loss) 2009 - continued

Reference number	Quantity	Security Description	Opening Trade Date	Closing Trade Date	Sale Proceeds	Cost	(Loss)	Gain
125005100	5	FLOWERVE CORP MorganStanley SmithBarney LLC acted as your agent in this transaction	08/15/08	12/08/09	\$ 477 38	\$ 638 62	(\$ 161 24)	
125005110	60	FRANCE TELECOM SA SPON ADR	07/25/06	02/10/09	1,385 09	1,333 72		51 37
125005120	88	FRANCE TELECOM SA SPON ADR	07/25/06	02/11/09	2,046 61	1,956 13		90 48
	200		07/26/06		4,651 39	4,481 90		169 49
	169		09/14/06		3,930 43	3,763 85		166 58
125005130	46	FRANCE TELECOM SA SPON ADR Morgan Stanley Smi th Barney LLC acted as yo ur agent in this transa	09/14/06	06/12/09	1,039 29	1,024 48		14 81
125005140	28	FRANCE TELECOM SA SPON ADR MorganStanley SmithBarney LLC acted as your agent in this transaction	09/14/06	10/27/09	738 27	623 60		114 67
125005150	14	FRANCE TELECOM SA SPON ADR MorganStanley SmithBarney LLC acted as your agent in this transaction	09/14/06	12/08/09	360 53	311 80		48 73
125005220	324	FRESENIUS MEDICAL CARE	06/01/06	03/17/09	12,418 85	12,064 79		354 06
	635	AG & CO KGAA SPONS ADR	11/28/07		24,339 41	35,499 68	(11 160 27)	
	67		11/29/07		2,568 09	3,741 15	(1,173 06)	
125005230	24	FRESENIUS MEDICAL CARE AG & CO KGAA SPONS ADR Morgan Stanley Smi th Barney LLC acted as yo	11/29/07	06/12/09	1 050 21	1,340 11	(289 90)	
125005240	8	FRESENIUS MEDICAL CARE AG & CO KGAA SPONS ADR MorganStanley SmithBarney LLC acted as your agent	11/29/07	10/27/09	386 23	446 70	(60 47)	
125005250	7	FRESENIUS MEDICAL CARE AG & CO KGAA SPONS ADR MorganStanley SmithBarney LLC acted as your agent	11/29/07	12/08/09	373 09	390 87	(17 78)	
125005440	26	GENERAL DYNAMICS CORP	12/05/07	02/10/09	1,409 45	2,392 22	(982 77)	

CITI GLOBAL IMPACT FUNDING
Account Number 692-72493-15 643

Details of Long Term Gain (Loss) 2009 - continued

Reference number	Quantity	Security Description	Opening Trade Date	Closing Trade Date	Sale Proceeds	Cost	(Loss)	Gain
125005450	35	GENERAL DYNAMICS CORP Morgan Stanley Smith Barney LLC acted as your agent in this transaction	12/05/07	06/12/09	\$ 2,096 23	\$ 3,220 29	(\$ 1,124 06)	
125005460	19	GENERAL DYNAMICS CORP Morgan Stanley Smith Barney LLC acted as your agent in this transaction	12/05/07	10/27/09	1,249 59	1,748 16	(498 57)	
125005470	15	GENERAL DYNAMICS CORP Morgan Stanley Smith Barney LLC acted as your agent in this transaction	12/05/07	12/08/09	1,014 87	1,380 13	(365 26)	
125005480	657 240	GENERAL DYNAMICS CORP Morgan Stanley Smith Barney LLC acted as your agent in this transaction	12/05/07 01/03/08	12/29/09	45,174 81 16,502 22	60,449 52 21,288 00	(15,274 71) (4,785 78)	
125005570	60	GENZYME CORP	05/15/06	02/10/09	4,263 12	3,359 39		903 73
125005580	200	GENZYME CORP	05/15/06	03/02/09	11,410 25	11 197 98		212 27
125005590	64	GENZYME CORP	05/15/06	04/06/09	3,560 59	3,583 36	(22 77)	
125005600	80 3 92	GENZYME CORP Morgan Stanley Smith Barney LLC acted as your agent in this transaction	05/15/06 12/22/06 12/27/06	07/31/09	4,153 50 155 76 4,776 52	4,479 19 188 06 5,715 60	(325 69) (32 30) (939 08)	
125005610	87	GENZYME CORP Morgan Stanley Smith Barney LLC acted as your agent in this transaction	12/27/06	08/07/09	4,241 11	5,404 97	(1,163 86)	
125005620	34	GENZYME CORP Morgan Stanley Smith Barney LLC acted as your agent in this transaction	12/27/06	10/21/09	1,801 61	2,112 29	(310 68)	
125005630	1	GENZYME CORP Morgan Stanley Smith Barney LLC acted as your agent in this transaction	12/27/06	10/27/09	52 13	62 13	(10 00)	
125005670	28	GILEAD SCIENCES INC	09/28/07	02/10/09	1,386 07	1,140 16		245 91
125005680	27 85	GILEAD SCIENCES INC	09/28/07 10/19/07	04/06/09	1,283 90 4,041 89	1,099 44 3,571 70		184 46 470 19

2
0
0
9

Y
E
A
R

E
N
D

S
U
M
M
A
R
Y

Ref 00000841 00009259

CITI GLOBAL IMPACT FUNDING
Account Number 692-72493-15 643

Details of Long Term Gain (Loss) 2009 - continued

Reference number	Quantity	Security Description	Opening Trade Date	Closing Trade Date	Sale Proceeds	Cost	(Loss)	Gain
125005690	58	GLAXOSMITHKLINE PLC SP ADR	11/02/07	04/06/09	\$ 1,752 33	\$ 2,939 02	(\$ 1,186 69)	
125005700	187	GLAXOSMITHKLINE PLC SP ADR	11/02/07	05/08/09	5,769 10	9,475 79	(3,706 69)	
	82		03/12/08		2,529 76	3,452 96	(923 20)	
125005710	16	GLAXOSMITHKLINE PLC SP ADR Morgan Stanley Smith Barney LLC acted as your agent in this transaction	03/12/08	10/27/09	654 10	673 75	(19 65)	
125005720	2	GLAXOSMITHKLINE PLC SP ADR Morgan Stanley Smith Barney LLC acted as your agent in this transaction	03/12/08	12/08/09	84 07	84 22	(15)	
125005800	139	GOODRICH CORP	11/02/07	02/10/09	5,522 17	9,718 88	(4,196 71)	
125005810	227	GOODRICH CORP	11/02/07	04/06/09	8,946 46	15,871 84	(6,925 38)	
125005820	79	GOODRICH CORP Morgan Stanley Smith Barney LLC acted as your agent in this transaction	11/02/07	06/12/09	4 207 51	5,523 68	(1,316 17)	
125005830	161	GOODRICH CORP Morgan Stanley Smith Barney LLC acted as your agent in this transaction	11/02/07	08/24/09	9,248 95	11,257 12	(2,008 17)	
125005840	364	GOODRICH CORP	11/02/07	09/16/09	20,209 71	25,450 88	(5 241 17)	
	232	Morgan Stanley Smith Barney LLC acted as your agent in this transaction	01/03/08		12,880 91	16,214 48	(3,333 57)	
	336		03/12/08		18,655 11	20,163 49	(1,528 38)	
125005940	4	HSBC HLDG PLC SP ADR NEW Morgan Stanley Smith Barney LLC acted as your agent in this transaction	07/18/08	10/27/09	223 83	315 49	(91 66)	
125005950	4	HSBC HLDG PLC SP ADR NEW Morgan Stanley Smith Barney LLC acted as your agent in this transaction	07/18/08	12/08/09	228 19	315 49	(87 30)	
125005960	25	RTS HSBC HOLDINGS PLC 03/31/2009 CASH IN LIEU OF 25000 RECORD 03/13/09 PAY 03/16/09	Unavailable	03/16/09	2 12			
125005980	360	HALLIBURTON CO HOLDINGS CO	01/23/08	02/10/09	6,535 51	11,066 29	(4,530 78)	

2
0
0
9

Y
E
A
R

E
N
D

S
U
M
M
A
R
Y

Ref 00000841 00009260

CITI GLOBAL IMPACT FUNDING
Account Number 692-72493-15 643

2
0
0
9
Y
E
A
R
E
N
D
S
U
M
M
A
R
Y

Details of Long Term Gain (Loss) 2009 - continued

Reference number	Quantity	Security Description	Opening Trade Date	Closing Trade Date	Sale Proceeds	Cost	(Loss)	Gain
125005990	212	HALLIBURTON CO HOLDINGS CO	01/23/08	04/06/09	\$ 3,555 22	\$ 6,516 82	(\$ 2,961 60)	
125006000	728	HALLIBURTON CO HOLDINGS CO	01/23/08	05/19/09	16,027 82	22,378 50	(6,350 68)	
	1,960		01/25/08		43,151 81	65,894 81	(22,743 00)	
125006110	49	HARRIS CORP-DELAWARE- MorganStanley SmithBarney LLC acted as your agent in this transaction	11/14/08	12/08/09	2,224 66	1,657 17		567 49
125006120	86	HARRIS CORP-DELAWARE- MorganStanley SmithBarney LLC acted as your agent in this transaction	11/14/08	12/15/09	3,869 38	2,908 51		960 87
125006160	1	HEALTHWAYS INC MorganStanley SmithBarney LLC acted as your agent in this transaction	10/14/08	10/27/09	17 12	12 83		4 29
125006170	6	HEALTHWAYS INC MorganStanley SmithBarney LLC acted as your agent in this transaction	10/14/08	12/08/09	105 72	76 98		28 74
125006180	39	H J HEINZ CO	01/11/08	02/10/09	1,358 13	1,811 65	(453 52)	
125006190	105	H J HEINZ CO	01/11/08	04/06/09	3,546 11	4,877 52	(1,331 41)	
125006200	1,334	H J HEINZ CO	01/11/08	05/22/09	47,832 68	61,967 77	(14,135 09)	
125006310	20	HEWLETT PACKARD CO	10/24/07	02/10/09	702 45	1,026 80	(324 35)	
	20		11/29/07		702 45	1,018 60	(316 15)	
125006320	107	HEWLETT PACKARD CO	11/29/07	04/06/09	3,573 98	5,449 51	(1,875 53)	
125006330	74	HEWLETT PACKARD CO MorganStanley SmithBarney LLC acted as your agent in this transaction	11/29/07	10/20/09	3,604 73	3,768 82	(164 09)	
125006340	29	HEWLETT PACKARD CO MorganStanley SmithBarney LLC acted as your agent in this transaction	11/29/07	10/27/09	1,373 22	1,476 97	(103 75)	
125006350	26	HEWLETT PACKARD CO MorganStanley SmithBarney LLC acted as your agent in this transaction	11/29/07	12/08/09	1,272 48	1,324 18	(51 70)	

Ref 00000841 00009261

CITI GLOBAL IMPACT FUNDING
Account Number 692-72493-15 643

Details of Long Term Gain (Loss) 2009 - continued

Reference number	Quantity	Security Description	Opening Trade Date	Closing Trade Date	Sale Proceeds	Cost	(Loss)	Gain
125006360	65	HEWLETT PACKARD CO MorganStanley SmithBarney LLC acted as your agent in this transaction	11/29/07	12/15/09	\$ 3,322.79	\$ 3,310.45		\$ 12.34
125006410	124	HOME DEPOT INC	01/16/08	02/10/09	2,730.71	3,216.22	(485.51)	
125006420	640	HOME DEPOT INC	01/16/08	04/06/09	15,904.23	16,599.87	(695.64)	
125006430	85	HONEYWELL INTL INC	10/24/07	02/10/09	2,704.94	4,928.65	(2,223.71)	
125006440	61	HONEYWELL INTL INC	10/24/07	04/06/09	1,791.67	3,537.03	(1,745.36)	
125006450	57	HONEYWELL INTL INC Morgan Stanley Smi th Barney LLC acted as yo ur agent in this transa	10/24/07	06/12/09	2,017.28	3,305.09	(1,287.81)	
125006460	218	HONEYWELL INTL INC	10/24/07	07/07/09	6,386.10	12,640.54	(6,254.44)	
	497	Morgan Stanley Smi	11/29/07		14,559.14	27,254.49	(12,695.35)	
	797	th Barney LLC acted as yo ur agent in this transa	11/29/07		23,347.36	43,674.80	(20,327.44)	
125006670	80	HUTCHISON WHAMPOA LTD-ADR	09/28/07	04/06/09	2,207.99	4,304.00	(2,096.01)	
	300		10/19/07		8,279.95	16,461.99	(8,182.04)	
125006680	70	HUTCHISON WHAMPOA LTD-ADR	10/19/07	07/09/09	2,187.44	3,841.13	(1,653.69)	
	64	Morgan Stanley Smi th Barney LLC acted as yo ur agent in this transa	10/24/07		1,999.95	3,530.91	(1,530.96)	
125006690	10	HUTCHISON WHAMPOA LTD-ADR MorganStanley SmithBarney LLC acted as your agent in this transaction	10/24/07	10/27/09	359.99	551.70	(191.71)	
125006700	296	HUTCHISON WHAMPOA LTD-ADR	10/24/07	11/23/09	10,298.07	16,330.44	(6,032.37)	
	367	MorganStanley SmithBarney LLC	11/02/07		12,768.22	21,634.65	(8,866.43)	
	30	acted as your agent	12/18/07		1,043.72	1,692.00	(648.28)	
	3	in this transaction	12/28/07		104.38	166.50	(62.12)	
125006710	212	HUTCHISON WHAMPOA LTD-ADR	12/28/07	12/11/09	7,031.96	11,766.00	(4,734.04)	
	320	MorganStanley SmithBarney LLC acted as your agent in this transaction	03/12/08		10,614.29	15,043.26	(4,428.97)	
125006890	1,910	INFINEON TECHNOLOGIES ADR	10/06/06	01/14/09	2,148.16	23,181.86	(21,033.70)	
125006900	150	ING GROEP NV SPONS ADR	11/06/07	04/06/09	1,048.79	6,463.20	(5,414.41)	
	102		12/18/07		713.18	3,913.19	(3,200.01)	

2
0
0
9

Y
E
A
R

E
N
D

S
U
M
M
A
R
Y

Ref 0000841 00009262

CITI GLOBAL IMPACT FUNDING
Account Number 692-72493-15 643

Details of Long Term Gain (Loss) 2009 - continued

Reference number	Quantity	Security Description	Opening Trade Date	Closing Trade Date	Sale Proceeds	Cost	(Loss)	Gain
125006910	3	ING GROEP NV SPONS ADR MorganStanley SmithBarney LLC acted as your agent in this transaction	12/18/07	10/27/09	\$ 39 15	\$ 115 09	(\$ 75 94)	
125006920	2	RTS ING GROEP EXP 12/11/2009	Unavailable	12/23/09	4 70			
125006940	69	INTEGRA LIFESCIENCES HOLDINGS CORP	02/29/08	04/06/09	1,580 77	2,889 34	(1,308 57)	
125006950	22	INTEGRA LIFESCIENCES HOLDINGS CORP MorganStanley SmithBarney LLC acted as your agent	05/19/08	10/20/09	692 54	921 06	(228 52)	
125006960	8	INTEGRA LIFESCIENCES HOLDINGS CORP MorganStanley SmithBarney LLC acted as your agent	05/19/08	10/27/09	250 71	334 93	(84 22)	
125007030	67	INTL BUSINESS MACHINES CORP	10/19/07	02/10/09	6,248 52	7,570 33	(1,321 81)	
	76		10/24/07		7,087 87	8,566 72	(1,478 85)	
	61		10/24/07		5,688 95	6,853 96	(1,165 01)	
	16		11/02/07		1,492 18	1,827 04	(334 86)	
125007040	349	INTL BUSINESS MACHINES CORP	11/02/07	04/06/09	35,170 10	39,852 31	(4,682 21)	
125007050	6	INTL BUSINESS MACHINES CORP MorganStanley SmithBarney LLC acted as your agent in this transaction	11/02/07	12/08/09	759 96	685 14		74 82
125007200	80	JPMORGAN CHASE & CO	01/05/06	02/10/09	1,989 59	3,176 80	(1,187 21)	
	128		11/02/07		3,183 34	5,484 80	(2,301 46)	
125007210	381	JPMORGAN CHASE & CO	11/02/07	04/06/09	10,610 79	16,325 85	(5,715 06)	
	113		11/02/07		3,147 03	4,832 95	(1,685 92)	
125007220	41	JPMORGAN CHASE & CO MorganStanley SmithBarney LLC acted as your agent in this transaction	11/02/07	10/27/09	1,810 61	1,753 55		57 06
125007230	2	JPMORGAN CHASE & CO MorganStanley SmithBarney LLC acted as your agent in this transaction	11/02/07	12/08/09	82 33	85 54	(3 21)	
125007260	25	JOHNSON & JOHNSON	10/24/07	02/10/09	1,418 06	1,599 00	(180 94)	

2
0
0
9

Y
E
A
R

E
N
D

S
U
M
M
A
R
Y

Ref 0000841 00009263

CITI GLOBAL IMPACT FUNDING
Account Number 692-72493-15 643

Details of Long Term Gain (Loss) 2009 continued

Reference number	Quantity	Security Description	Opening Trade Date	Closing Trade Date	Sale Proceeds	Cost	(Loss)	Gain
125007270	68	JOHNSON & JOHNSON	10/24/07	04/06/09	\$ 3,525 90	\$ 4,349 28	(\$ 823 38)	
125007440	7642	RTS KB FINANCIAL GP EXP 8/21/2009 RECORD 07/27/09 PAY 07/28/09 FROM 48241A105001	Unavailable	07/28/09	10 39			
125007450	38	RTS KB FINANCIAL GP EXP 8/21/2009 Morgan Stanley Smi th Barney LLC acted as yo	Unavailable	08/12/09	505 21			
125007470	68	KANSAS CITY SOUTHERN INDS NEW	11/29/07	02/10/09	1,325 99	2,318 87	(992 88)	
125007480	192 32 242	KANSAS CITY SOUTHERN INDS NEW	11/29/07 01/02/08 01/03/08	04/28/09	2,920 40 486 73 3,680 92	6,547 41 1,081 60 7,966 62	(3,627 01) (594 87) (4,285 70)	
125007570	29	KELLOGG CO MorganStanley SmithBarney LLC acted as your agent in this transaction	11/18/08	12/08/09	1,526 63	1,332 69		193 94
125007840	159 786 1,201	KROGER CO MorganStanley SmithBarney LLC acted as your agent in this transaction	11/02/07 11/06/07 01/03/08	09/24/09	3,261 12 16,120 99 24,632 71	4,471 08 21,780 06 31,250 02	(1,209 96) (5,659 07) (6,617 31)	
125008070	108	ELI LILLY & CO	10/19/07	04/06/09	3,525 39	6,133 32	(2,607 93)	
125008080	18	LOCKHEED MARTIN CORP	10/19/07	02/10/09	1,399 85	1,937 52	(537 67)	
125008090	13	LOCKHEED MARTIN CORP Morgan Stanley Smi th Barney LLC acted as yo ur agent in this transa	10/19/07	06/12/09	1,074 11	1,399 32	(325 21)	
125008540	95	MCDONALDS CORP	10/19/07	04/06/09	5,300 99	5,399 33	(98 34)	
125008840	70	MICROSOFT CORP MorganStanley SmithBarney LLC acted as your agent in this transaction	10/28/08	12/08/09	2,072 84	1,528 99		543 85
125008850	137	MICROSOFT CORP MorganStanley SmithBarney LLC acted as your agent in this transaction	10/28/08	12/15/09	4,121 06	2,992 46		1,128 60

2
0
0
9

Y
E
A
R

E
N
D

S
U
M
M
A
R
Y

Ref 00000841 00009264

CITI GLOBAL IMPACT FUNDING
Account Number 692-72493-15 643

2
0
0
9
Y
E
A
R
E
N
D
S
U
M
M
A
R
Y

Details of Long Term Gain (Loss) 2009 - continued

Reference number	Quantity	Security Description	Opening Trade Date	Closing Trade Date	Sale Proceeds	Cost	(Loss)	Gain
125009250	78	MURPHY OIL CORP	10/24/07	02/10/09	\$ 3,503 43	\$ 5,938 88	(\$ 2,435 45)	
	72		11/02/07		3,233 93	5,206 32	(1,972 39)	
125009260	226	MURPHY OIL CORP	11/02/07	04/06/09	10,694 71	16,342 06	(5,647 35)	
125009270	67	MURPHY OIL CORP	11/02/07	06/12/09	4,035 84	4,844 77	(808 93)	
		Morgan Stanley SmithBarney LLC acted as your agent in this transaction						
125009280	9	MURPHY OIL CORP Morgan Stanley SmithBarney LLC acted as your agent in this transaction	11/02/07	10/27/09	573 23	650 79	(77 56)	
125009290	534	MURPHY OIL CORP	11/02/07	11/24/09	30,674 20	38,613 54	(7,939 34)	
	121	Morgan Stanley SmithBarney LLC	11/06/07		6,950 52	9,170 65	(2,220 13)	
	265	acted as your agent in this transaction	11/23/07		15,222 22	18,972 36	(3,750 14)	
125009460	765	NIKE INC CL B	11/02/07	03/26/09	35,905 38	48,529 15	(12,623 77)	
	360		01/03/08		16,896 65	22,504 00	(5,607 35)	
125009490	10	NINTENDO CO LTD ADR NEW Morgan Stanley SmithBarney LLC acted as your agent in this transaction	10/30/08	12/08/09	303 69	393 62	(89 93)	
125009510	31	NOKIA CORP SPONSORED ADR Morgan Stanley SmithBarney LLC acted as your agent in this transaction	06/17/08	10/27/09	403 66	794 84	(391 18)	
125009520	37	NOKIA CORP SPONSORED ADR Morgan Stanley SmithBarney LLC acted as your agent in this transaction	06/17/08	12/08/09	463 96	948 68	(484 72)	
125009600	1,235	NORFOLK SOUTHERN CORP Morgan Stanley SmithBarney LLC acted as your agent in this transaction	08/25/08	09/09/09	60,416 74	86,508 29	(26,091 55)	
125009760	6	NOVARTIS AG ADR Morgan Stanley SmithBarney LLC acted as your agent in this transaction	07/23/08	10/27/09	312 55	347 57	(35 02)	

Ref 00000841 00009265

CITI GLOBAL IMPACT FUNDING

Account Number 692-72493-15 643

Details of Long Term Gain (Loss) 2009 - continued

Reference number	Quantity	Security Description	Opening Trade Date	Closing Trade Date	Sale Proceeds	Cost	(Loss)	Gain
125009770	2	NOVARTIS AG ADR MorganStanley SmithBarney LLC acted as your agent in this transaction	07/23/08	12/08/09	\$ 110.40	\$ 115.86	(\$ 5.46)	
125009780	52 20	NOVARTIS AG ADR MorganStanley SmithBarney LLC acted as your agent in this transaction	07/23/08 08/04/08	12/16/09	2,812.73 1,081.82	3,012.31 1,222.67	(199.58) (140.85)	
125009840	32	NUCOR CORP	11/02/07	02/10/09	1,345.27	1,834.86	(489.59)	
125009850	933 250	NUCOR CORP	11/02/07 11/29/07	03/02/09	28,949.14 7,757.01	53,497.76 14,228.65	(24,548.62) (6,471.64)	
125010200	236	ORACLE CORP	10/19/07	02/10/09	4,128.08	4,974.88	(846.80)	
125010210	621 405 466	ORACLE CORP	10/19/07 10/24/07 11/02/07	04/06/09	11,707.02 7,635.02 8,784.98	13,090.68 8,545.50 10,196.08	(1,383.66) (910.48) (1,411.10)	
125010220	519	ORACLE CORP Morgan Stanley Smi th Barney LLC acted as yo ur agent in this transa	11/02/07	07/24/09	11,417.70	11,355.72		61.98
125010910	122	PRAXAIR INC	10/19/07	02/10/09	8,255.69	10,041.82	(1,786.13)	
125010920	180 650	PRAXAIR INC	10/19/07 11/02/07	02/18/09	11,537.09 41,661.71	14,815.80 54,710.50	(3,278.71) (13,048.79)	
125011380	82	REED ELSEVIER NV	10/19/07	04/06/09	1,787.58	3,508.06	(1,720.48)	
125011390	280	REED ELSEVIER NV Morgan Stanley Smi th Barney LLC acted as yo ur agent in this transa	10/19/07	06/22/09	6,134.61	11,978.73	(5,844.12)	
125011400	81 12	REED ELSEVIER NV Morgan Stanley Smi th Barney LLC acted as yo ur agent in this transa	10/19/07 03/12/08	06/23/09	1,815.45 268.95	3,465.27 456.14	(1,649.82) (187.19)	
125011410	329	REED ELSEVIER NV MorganStanley SmithBarney LLC acted as your agent in this transaction	03/12/08	10/14/09	7,543.84	12,505.79	(4,961.95)	
125011500	555	REXAM PLC SPONS ADR -NEW-	12/18/07	03/11/09	8,763.96	22,226.48	(13,462.52)	

2
0
0
9

Y
E
A
R

E
N
D

S
U
M
M
A
R
Y

Ref 00000841 00009266

CITI GLOBAL IMPACT FUNDING

Account Number 692-72493-15 643

Details of Long Term Gain (Loss) 2009 *continued*

Reference number	Quantity	Security Description	Opening Trade Date	Closing Trade Date	Sale Proceeds	Cost	(Loss)	Gain
125011520	1	REXAM PLC SPONS ADR -NEW- MorganStanley SmithBarney LLC acted as your agent	12/18/07	12/08/09	\$ 22 77	\$ 40 05	(\$ 17.28)	
125011530	45	RIVERBED TECHNOLOGY INC Morgan Stanley Smi th Barney LLC acted as yo ur agent in this transa	06/09/08	06/12/09	1,039 14	675 36		363 78
125011540	172	RIVERBED TECHNOLOGY INC Morgan Stanley Smi th Barney LLC acted as yo ur agent in this transa	06/09/08	07/02/09	3,907 49	2,581 39		1,326 10
125011550	5	RIVERBED TECHNOLOGY INC MorganStanley SmithBarney LLC acted as your agent in this transaction	06/09/08	10/27/09	106 64	75 04		31 60
125011600	48	ROCHE HLDG LTD SPON ADR MorganStanley SmithBarney LLC acted as your agent in this transaction	08/08/08	10/27/09	1,922 83	2 106 18	(183 35)	
125011610	47	ROCHE HLDG LTD SPON ADR MorganStanley SmithBarney LLC acted as your agent in this transaction	08/08/08	12/08/09	1,915 20	2,062 31	(147 11)	
125011630	11	ROLLS ROYCE GROUP PLC SPONSORED ADR MorganStanley SmithBarney LLC acted as your agent	07/24/08	10/27/09	418 53	406 58		11 95
125011640	12	ROLLS ROYCE GROUP PLC SPONSORED ADR MorganStanley SmithBarney LLC acted as your agent	07/24/08	12/08/09	475 18	437 78		37 40
125011860	1,400	SEI INVESTMENTS CO MorganStanley SmithBarney LLC acted as your agent in this transaction	12/30/08	12/31/09	24,550 88	20,936 86		3,614 02

2
0
0
9

Y
E
A
R

E
N
D

S
U
M
M
A
R
Y

Ref 00000841 00009267

CITI GLOBAL IMPACT FUNDING
Account Number 692-72493-15 643

Details of Long Term Gain (Loss) 2009 - continued

Reference number	Quantity	Security Description	Opening Trade Date	Closing Trade Date	Sale Proceeds	Cost	(Loss)	Gain
125012070	53	SANDRIDGE ENERGY INC MorganStanley SmithBarney LLC acted as your agent in this transaction	10/06/08	10/27/09	\$ 637 04	\$ 726 81	(\$ 89 77)	
125012080	63	SANOFI-AVENTIS SPONS ADR Morgan Stanley Smi th Barney LLC acted as yo	10/24/07	06/12/09	2,099 26	2,637 18	(537 92)	
125012090	45	SANOFI-AVENTIS SPONS ADR MorganStanley SmithBarney LLC acted as your agent	10/24/07	10/27/09	1,732 56	1,883 70	(151 14)	
125012100	18	SANOFI AVENTIS SPONS ADR MorganStanley SmithBarney LLC acted as your agent	10/24/07	12/08/09	695 39	753 48	(58 09)	
125012210	23 99	SCHLUMBERGER LTD	11/20/06 12/22/06	04/06/09	1,001 37 4,310 24	1,454 64 6,249 99	(453 27) (1,939 75)	
125012220	17	SCHLUMBERGER LTD Morgan Stanley Smi th Barney LLC acted as yo ur agent in this transa	12/22/06	06/12/09	1,022 39	1,073 23	(50 84)	
125012230	66 103	SCHLUMBERGER LTD Morgan Stanley Smi th Barney LLC acted as yo ur agent in this transa	12/22/06 12/27/06	07/09/09	3,318.39 5,178 71	4,166 66 6,535 58	(848 27) (1,356 87)	
125012240	4	SCHLUMBERGER LTD MorganStanley SmithBarney LLC acted as your agent in this transaction	12/27/06	12/08/09	238 87	253 81	(14 94)	
125012280	28 120	SIEMENS A G SPONS ADR	03/14/06 03/27/06	01/21/09	1,637 70 7,018 71	2,557 24 10,788 00	(919 54) (3,769 29)	
125012290	7	SIEMENS A G SPONS ADR MorganStanley SmithBarney LLC acted as your agent in this transaction	03/27/06	10/27/09	673 38	629 30		44 08

2
0
0
9

Y
E
A
R

E
N
D

S
U
M
M
A
R
Y

Ref 0000841 00009268

CITI GLOBAL IMPACT FUNDING

Account Number 692-72493-15 643

Details of Long Term Gain (Loss) 2009 - *continued*

Reference number	Quantity	Security Description	Opening Trade Date	Closing Trade Date	Sale Proceeds	Cost	(Loss)	Gain
125012520	226	SONY CORP SPON ADR NEW Morgan Stanley Smith Barney LLC acted as your agent in this transaction	10/24/07	06/25/09	\$ 5,894.15	\$ 10,157.41	(\$ 4,263.26)	
125012580	298 256 841	STATE STREET CORP	09/28/07 10/19/07 11/02/07	03/03/09	6,527.42 5,607.44 18,421.33	20,374.26 19,143.68 62,452.66	(13,846.84) (13,536.24) (44,031.33)	
125012860	1,264	TAIWAN SEMICONDUCTOR MFG CO LTD ADR	01/14/08	04/06/09	12,237.98	11,375.24		862.74
125012870	192	TAIWAN SEMICONDUCTOR MFG CO LTD ADR Morgan Stanley Smith Barney LLC acted as your agent	01/14/08	06/12/09	1,920.72	1,727.88		192.84
125012880	1,309	TAIWAN SEMICONDUCTOR MFG CO LTD ADR Morgan Stanley Smith Barney LLC acted as your agent	01/14/08	07/09/09	12,343.55	11,780.21		563.34
125012890	0059 0395	TAIWAN SEMICONDUCTOR MFG CO LTD ADR CASH IN LIEU OF 37355 RECORD 07/17/09 PAY 08/14/09	01/14/08 08/05/08	08/14/09	06 41	05 38		01 03
125012900	77	TAIWAN SEMICONDUCTOR MFG CO LTD ADR Morgan Stanley Smith Barney LLC acted as your agent	01/14/08	12/08/09	833.31	689.51		143.80
125013070	242	TELENOR ASA ADR REPSTG	09/28/07	02/13/09	4,542.26	14,520.00	(9,977.74)	
125013080	52	TELENOR ASA ADR REPSTG Morgan Stanley Smith Barney LLC acted as your agent	09/28/07	10/20/09	2,020.14	3,120.00	(1,099.86)	
125013090	20	TELENOR ASA ADR REPSTG Morgan Stanley Smith Barney LLC acted as your agent	09/28/07	10/27/09	744.78	1,200.00	(455.22)	

2
0
0
9

Y
E
A
R

E
N
D

S
U
M
M
A
R
Y

Ref 00000841 00009269

CITI GLOBAL IMPACT FUNDING
Account Number 692-72493-15 643

Details of Long Term Gain (Loss) 2009 - continued

Reference number	Quantity	Security Description	Opening Trade Date	Closing Trade Date	Sale Proceeds	Cost	(Loss)	Gain
125013100	13	TELENOR ASA ADR REPSTG MorganStanley SmithBarney LLC acted as your agent	09/28/07	12/08/09	\$ 538 70	\$ 780 00	(\$ 241.30)	
125013370	152	TIME WARNER INC	10/24/07	02/10/09	1,310 38	2,734 48	(1,424 10)	
125013380	1085	TIME WARNER INC	10/24/07	03/27/09	2 38	4 40	(2 02)	
	3057	REVSPLT 03/27/09 887317105000	11/02/07		6 70	12 32	(5 62)	
	1924		11/29/07		4 22	7 44	(3 22)	
	.06		03/11/08		1 32	1 98	(66)	
125013390	465 8915	TIME WARNER INC	10/24/07	04/06/09	9,886 40	18,912 72	(9,026 32)	
	27 1085		11/02/07		575 25	1,092 51	(517 26)	
125013400	1,285 9191	TIME WARNER INC	11/02/07	06/04/09	31,441 33	51,824 24	(20,382 91)	
	826 4742	Morgan Stanley Smi	11/29/07		20,207 68	31,983 90	(11,776 22)	
	257,6067	th Barney LLC acted as yo ur agent in this transa	03/11/08		6,298 61	8,490 42	(2,191 81)	
125013410	1316	TIME WARNER CABLE INC	10/24/07	03/27/09	3 60	7 01	(3 41)	
	371	CASH IN LIEU OF 80897	11/02/07		10 15	19 62	(9 47)	
	2335	RECORD 03/12/09 PAY 03/27/09	11/29/07		6 39	11 86	(5 47)	
	0728		03/11/08		2 00	3 15	(1 15)	
125013420	116 839	TIME WARNER CABLE INC	10/24/07	04/01/09	2,863 81	6,225 89	(3,362 08)	
	329 2888		11/02/07		8 071 12	17 419 71	(9,348.59)	
	207 2681		11/29/07		5,080 30	10,528 80	(5,448 50)	
	64 6041		03/11/08		1,583 50	2,794 97	(1,211 47)	
125013460	35	TOTAL S A SPONS ADR Morgan Stanley Smi th Barney LLC acted as yo ur agent in this transa	10/24/07	06/12/09	2 003 81	2,730 70	(726 89)	
125013470	46	TOTAL S A SPONS ADR MorganStanley SmithBarney LLC acted as your agent in this transaction.	10/24/07	10/20/09	2,918 71	3,588 92	(670 21)	
125013480	11	TOTAL S A SPONS ADR MorganStanley SmithBarney LLC acted as your agent in this transaction	10/24/07	10/27/09	690 95	858 22	(167.27)	

2
0
0
9
Y
E
A
R
E
N
D
S
U
M
M
A
R
Y

Ref 00000841 00009270

CITI GLOBAL IMPACT FUNDING
Account Number 692-72493-15 643

2
0
0
9

Y
E
A
R

E
N
D

S
U
M
M
A
R
Y

Details of Long Term Gain (Loss) 2009 - continued

Reference number	Quantity	Security Description	Opening Trade Date	Closing Trade Date	Sale Proceeds	Cost	(Loss)	Gain
125013490	5	TOTAL S A SPONS ADR MorganStanley SmithBarney LLC acted as your agent in this transaction	10/24/07	12/08/09	\$ 310 45	\$ 390 10	(\$ 79 65)	
125013720	65	UNILEVER NV NY SHS-NEW	02/06/08	02/10/09	1,356 61	2,054 76	(698 15)	
125013730	90	UNILEVER NV NY SHS-NEW	02/06/08	04/06/09	1,771 28	2,845 05	(1,073 77)	
125013740	169	UNILEVER NV NY SHS-NEW Morgan Stanley Smi th Barney LLC acted as yo ur agent in this transa	02/06/08	07/09/09	4,102 58	5,342 38	(1,239 80)	
125013750	32	UNILEVER NV NY SHS-NEW MorganStanley SmithBarney LLC acted as your agent in this transaction	02/06/08	10/27/09	985 30	1 011 57	(26 27)	
125013760	24	UNILEVER NV NY SHS-NEW MorganStanley SmithBarney LLC acted as your agent in this transaction	02/06/08	12/08/09	742 14	758 68	(16 54)	
125013850	40	UNITED TECHNOLOGIES CORP	11/02/07	04/06/09	1,833 58	3,024 80	(1,191 22)	
125013860	593 126 295	UNITED TECHNOLOGIES CORP	11/02/07 11/29/07 03/12/08	05/19/09	31,153 17 6,619 39 15,497 78	44,842 66 9,490 22 20,168.53	(13,689 49) (2,870 83) (4,670 75)	
125013900	3	UNIVERSAL HEALTH SERVICES INC CLASS B MorganStanley SmithBarney LLC acted as your agent	10/10/08	10/27/09	183 53	116 96		66 57
125013910	129 183 230	UNIVERSAL HEALTH SERVICES INC CLASS B MorganStanley SmithBarney LLC acted as your agent	10/10/08 10/14/08 10/28/08	11/02/09	7,339 95 10,412 49 13,086 73	5,029 27 8,767 14 8,159 14		2,310 68 1,645 35 4,927 59
125013950	184	VCA ANTECH INC Morgan Stanley Smi th Barney LLC acted as yo ur agent in this transa	04/24/08	08/13/09	4,826 93	5,574 89	(747 96)	
125013960	132 82	VCA ANTECH INC MorganStanley SmithBarney LLC acted as your agent in this transaction	04/24/08 07/30/08	11/05/09	3,034 87 1,885 29	3,999 37 2,371 83	(964 50) (486 54)	

Ref 00000841 00009271

CITI GLOBAL IMPACT FUNDING
Account Number 692-72493-15 643

Details of Long-Term Gain (Loss) 2009 - continued

Reference number	Quantity	Security Description	Opening Trade Date	Closing Trade Date	Sale Proceeds	Cost	(Loss)	Gain
125014350	279	VODAFONE GROUP PLC SPONS ADR NEW	07/12/06	02/10/09	\$ 5,351 19	\$ 6,814 46	(\$ 1,463 27)	
125014360	476	VODAFONE GROUP PLC SPONS ADR NEW	07/12/06	04/06/09	8,872 83	11,626 10	(2,753 27)	
125014370	111	VODAFONE GROUP PLC SPONS ADR NEW	07/12/06	05/26/09	2,082 57	2,711 13	(628 56)	
125014380	53	VODAFONE GROUP PLC SPONS ADR NEW MorganStanley SmithBarney LLC acted as your agent	07/12/06	10/27/09	1,199 03	1,294 50	(95 47)	
125014390	19	VODAFONE GROUP PLC SPONS ADR NEW MorganStanley SmithBarney LLC acted as your agent	07/12/06	12/08/09	434 58	464 07	(29 49)	
125014450	836	WAL-MART STORES INC Morgan Stanley Smi th Barney LLC acted as yo ur agent in this transa	05/27/08	07/13/09	39,961 53	47,053 51	(7,091 98)	
125014560	236	YUM BRANDS INC	03/10/08	04/06/09	6,981 08	8,310 27	(1,329 19)	
125014570	1,575	YUM BRANDS INC	03/10/08	04/09/09	47,583 30	55,460 48	(7,877 18)	
125014580	377	YUM BRANDS INC Morgan Stanley Smi th Barney LLC acted as yo ur agent in this transa	03/10/08	07/27/09	12,790 64	13,275 30	(484 66)	
Total					\$ 2,281,748 63	\$ 3,176,581 14	(\$ 938,748 70)	\$ 52,898 67

R The basis for this tax lot has been adjusted due to a reclassification of income

2
0
0
9
Y
E
A
R
E
N
D
S
U
M
M
A
R
Y

Corrected Copy as of 03/31/10
Ref 00009495 00245383

CITI GLOBAL IMPACT FUNDING
Account Number 692-72494-14 643

2
0
0
9
Y
E
A
R
E
N
D
S
U
M
M
A
R
Y

Details of Additional Summary Information 2009

12-B1

Rebate Payments The following details show how we derived 12-B1 rebate payments.

Reference number	Description	Amount	Federal Income tax withheld	NRA tax withheld
246000100	WESTERN ASSET MONEY MARKET FUND CLASS A SHARES (EX)	\$ 972 95		
246000200	WESTERN ASSET MONEY MARKET FUND CLASS A	593 62		
Totals		\$ 1,566 57		

Details of Short Term Gain (Loss) 2009

This section shows your sales of securities during the year. The "Sale Proceeds" column excludes any accrued income you may have received. In addition, although cash in lieu less than \$20 is not included on Form 1099-B (if applicable), it is included in this section. Please note, this material is being prepared for informational purposes only and should not be used for tax preparation without the assistance of your tax advisor. For additional information regarding this section see enclosed brochure.

Reference number	Quantity	Security Description	Opening Trade Date	Closing Trade Date	Sale Proceeds	Original Cost Adjusted Cost	Original Gain/(Loss) Adjusted Gain/(Loss)	Ordinary Income Capital Gain/(Loss)
125000010	956	AMDOCS LTD	10/10/08	03/24/09	\$ 16,653 61	\$ 22,913 03	(\$ 6,259 42)	\$ 0 00
	310		11/05/08		5,400 23	7,462 60	(2,062 37)	0 00
						7,462 60	(2,062 37)	0 00
125000020	760	AMDOCS LTD Morgan Stanley Smith Barney LLC acted as your agent in this transaction	11/05/08	06/24/09	15,446 30	18,295 40	(2,849 10)	0 00
						18,295 40	(2,849 10)	0 00
125000030	38	AMDOCS LTD Morgan Stanley Smith Barney LLC acted as your agent in this transaction	11/05/08	11/05/09	1,023 55	914 77	108 78	0 00
	215		12/30/08		5,791 13	3,903 54	1,887 59	0 00
						3,903 54	1,887 59	0 00
125000070	21	BUNGE LIMITED Morgan Stanley Smith Barney LLC acted as your agent in this transaction	12/30/08	09/23/09	1,318 55	1,038 77	279 78	0 00
						1,038 77	279 78	0 00
125000080	50	BUNGE LIMITED Morgan Stanley Smith Barney LLC acted as your agent in this transaction.	12/30/08	10/20/09	3,342 91	2,473 26	869 65	0 00
						2,473 26	869 65	0 00

CITI GLOBAL IMPACT FUNDING

Account Number 692-72494-14 643

Details of Short Term Gain (Loss) 2009: *continued*

Reference number	Quantity	Security Description	Opening Trade Date	Closing Trade Date	Sale Proceeds	Original Cost Adjusted Cost	Original Gain/(Loss) Adjusted Gain/(Loss)	Ordinary Income Capital Gain/(Loss)
125000090	58	BUNGE LIMITED MorganStanley SmithBarney LLC acted as your agent in this transaction	12/30/08	11/17/09	\$ 3,421.91	\$ 2,868.98 \$ 2,868.98	\$ 552.93 \$ 552.93	\$ 0.00 \$ 0.00
125000100	475	BUNGE LIMITED MorganStanley SmithBarney LLC acted as your agent in this transaction	12/30/08	12/17/09	30,047.15	23,495.97 23,495.97	6,551.18 6,551.18	0.00 0.00
125000110	45	COOPER INDUSTRIES PLC DUBLIN-USD MorganStanley SmithBarney LLC acted as your agent	12/30/08	09/23/09	1,681.71	1,288.25 1,288.25	393.46 393.46	0.00 0.00
125000120	9	COOPER INDUSTRIES PLC DUBLIN-USD MorganStanley SmithBarney LLC acted as your agent	12/30/08	11/17/09	391.48	257.65 257.65	133.83 133.83	0.00 0.00
125000130	678	COOPER INDUSTRIES PLC DUBLIN USD MorganStanley SmithBarney LLC acted as your agent	12/30/08	12/07/09	30,070.76	19,409.58 19,409.58	10,661.18 10,661.18	0.00 0.00
125000140	122	COOPER INDUSTRIES PLC DUBLIN-USD MorganStanley SmithBarney LLC acted as your agent	12/30/08	12/17/09	5,123.13	3,492.58 3,492.58	1,630.55 1,630.55	0.00 0.00
125000150	37	COOPER INDS LTD CL A NEW (BERMUDA)	12/30/08	05/06/09	1,257.59	1,059.22 1,059.22	198.37 198.37	0.00 0.00
125000160	55	COOPER INDS LTD CL A NEW (BERMUDA)	12/30/08	05/19/09	1,865.00	1,574.52 1,574.52	290.48 290.48	0.00 0.00
125000170	140	EVEREST REINSURANCE GP LTD MorganStanley SmithBarney LLC acted as your agent in this transaction	12/30/08	10/16/09	12,793.67	10,613.51 10,613.51	2,180.16 2,180.16	0.00 0.00
125000180	350	EVEREST REINSURANCE GP LTD MorganStanley SmithBarney LLC acted as your agent	12/30/08	10/30/09	30,615.08	26,533.78 26,533.78	4,081.30 4,081.30	0.00 0.00
	1	acted as your agent in this transaction	04/01/09		87.47	71.44 71.44	16.03 16.03	0.00 0.00

2
0
0
9

Y
E
A
R

E
N
D

S
U
M
M
A
R
Y

CITI GLOBAL IMPACT FUNDING

Account Number 692-72494-14 643

Details of Short Term Gain (Loss) 2009 - continued

Reference number	Quantity	Security Description	Opening Trade Date	Closing Trade Date	Sale Proceeds	Original Cost Adjusted Cost	Original Gain/(Loss) Adjusted Gain/(Loss)	Ordinary Income Capital Gain/(Loss)
125000190	2	INVESCO LTD MorganStanley SmithBarney LLC acted as your agent in this transaction	08/12/09	11/17/09	\$ 46 95	\$ 40 69 \$ 40.69	\$ 6 26 \$ 6 26	\$ 0 00 \$ 0 00
125000200	26	INVESCO LTD MorganStanley SmithBarney LLC acted as your agent in this transaction	08/12/09	12/17/09	567 82	528 93 528 93	38 89 38 89	0 00 0 00
125000210	30	MARVELL TECHNOLOGY GROUP LTD-USD MorganStanley SmithBarney LLC acted as your agent	09/08/09	12/17/09	579 88	478 50 478 50	101 38 101 38	0 00 0 00
125000220	1,264	PARTNERRE LTD -BMD	12/30/08	03/25/09	76,268 07	88,147 32 88,147 32	(11,879 25) (11,879 25)	0 00 0 00
125000230	67	SEAGATE TECHNOLOGY -USD MorganStanley SmithBarney LLC acted as your agent	07/30/09	09/23/09	1,050 66	821 25 821 25	229 41 229 41	0 00 0 00
125000240	41	SEAGATE TECHNOLOGY -USD MorganStanley SmithBarney LLC acted as your agent	07/30/09	11/17/09	699 85	502 56 502 56	197 29 197 29	0 00 0 00
125000250	190	SEAGATE TECHNOLOGY -USD MorganStanley SmithBarney LLC acted as your agent	07/30/09	12/17/09	3,279 33	2,328 93 2,328 93	950 40 950 40	0 00 0 00
125000260	201	ACE LIMITED	12/30/08	02/05/09	8,715 91	10,450 27 10,450 27	(1,734 36) (1,734 36)	0 00 0 00
125000270	578	ACE LIMITED	12/30/08	02/09/09	26,011 99	30,051 03 30,051 03	(4,039 04) (4,039 04)	0 00 0 00
125000280	23	ACE LIMITED Morgan Stanley Smith Barney LLC acted as your agent in this transaction	12/30/08	06/12/09	1,036 51	1,195 80 1,195 80	(159 29) (159 29)	0 00 0 00
125000290	132	ACE LIMITED Morgan Stanley Smith Barney LLC acted as your agent in this transaction	12/30/08	07/30/09	6,274 22	6,862 87 6,862.87	(588 65) (588 65)	0 00 0 00

2
0
0
9
Y
E
A
R
E
N
D
S
U
M
M
A
R
Y

Corrected Copy as of 03/31/10
Ref 00009495 00245386

CITI GLOBAL IMPACT FUNDING
Account Number 692-72494-14 643

Details of Short Term Gain (Loss) 2009 - continued

Reference number	Quantity	Security Description	Opening Trade Date	Closing Trade Date	Sale Proceeds	Original Cost Adjusted Cost	Original Gain/(Loss) Adjusted Gain/(Loss)	Ordinary Income Capital Gain/(Loss)
125000300	19	ACE LIMITED Morgan Stanley Smith Barney LLC acted as your agent in this transaction	12/30/08	12/17/09	\$ 924.13	\$ 987.84 \$ 987.84	(\$ 63.71) (\$ 63.71)	\$ 0.00 \$ 0.00
125000310	19	ALCON INC	12/30/08	05/19/09	1,898.43	1,631.59 1,631.59	266.84 266.84	0.00 0.00
125000320	28	ALCON INC Morgan Stanley Smith Barney LLC acted as your agent in this transaction	04/01/09	09/23/09	4,017.33	2,571.02 2,571.02	1,446.31 1,446.31	0.00 0.00
125000330	24	ALCON INC Morgan Stanley Smith Barney LLC acted as your agent in this transaction	12/30/08	11/17/09	3,512.30	2,060.96 2,060.96	1,451.34 1,451.34	0.00 0.00
125000340	97	ALCON INC Morgan Stanley Smith Barney LLC acted as your agent in this transaction	12/30/08	12/17/09	15,627.79	8,329.72 8,329.72	7,298.07 7,298.07	0.00 0.00
125000350	690	WEATHERFORD INTERNATIONAL LTD -CHF	12/30/08	05/06/09	13,208.33	7,179.10 7,179.10	6,029.23 6,029.23	0.00 0.00
125000360	775	WEATHERFORD INTERNATIONAL LTD -CHF	12/30/08	05/19/09	15,262.45	8,063.49 8,063.49	7,198.96 7,198.96	0.00 0.00
125000370	258	WEATHERFORD INTERNATIONAL LTD -CHF Morgan Stanley Smith Barney LLC acted as your agent	12/30/08	06/12/09	5,820.77	2,684.36 2,684.36	3,136.41 3,136.41	0.00 0.00
125000380	71	WEATHERFORD INTERNATIONAL LTD -CHF Morgan Stanley Smith Barney LLC acted as your agent	12/30/08	09/23/09	1,561.42	738.72 738.72	822.70 822.70	0.00 0.00
125000390	60	WEATHERFORD INTERNATIONAL LTD -CHF Morgan Stanley Smith Barney LLC acted as your agent	12/30/08	11/17/09	1,111.77	624.27 624.27	487.50 487.50	0.00 0.00
125000400	283	WEATHERFORD INTERNATIONAL LTD -CHF Morgan Stanley Smith Barney LLC acted as your agent	12/30/08	12/17/09	4,758.09	2,944.47 2,944.47	1,813.62 1,813.62	0.00 0.00

2
0
0
9
Y
E
A
R
E
N
D
S
U
M
M
A
R
Y

Corrected Copy as of 03/31/10
Ref 00009495 00245387

CITI GLOBAL IMPACT FUNDING
Account Number 692-72494-14 643

Details of Short Term Gain (Loss) 2009 - *continued*

Reference number	Quantity	Security Description	Opening Trade Date	Closing Trade Date	Sale Proceeds	Original Cost Adjusted Cost	Original Gain/(Loss) Adjusted Gain/(Loss)	Ordinary Income Capital Gain/(Loss)
125000410	120	NOBLE CORPORATION-CHF	12/30/08	05/06/09	\$ 3,685.34	\$ 2,594.39 \$ 2,594.39	\$ 1,090.95 \$ 1,090.95	\$ 0.00 \$ 0.00
125000420	125	NOBLE CORPORATION-CHF	12/30/08	05/19/09	3,748.69	2,702.49 2,702.49	1,046.20 1,046.20	0.00 0.00
125000430	55	NOBLE CORPORATION-CHF Morgan Stanley Smith Barney LLC acted as your agent in this transaction.	12/30/08	06/12/09	1,996.55	1,189.09 1,189.09	807.46 807.46	0.00 0.00
125000440	703	NOBLE CORPORATION-CHF Morgan Stanley Smith Barney LLC acted as your agent in this transaction.	12/30/08	06/22/09	22,036.37	15,198.79 15,198.79	6,837.58 6,837.58	0.00 0.00
125000450	172	NOBLE CORPORATION-CHF Morgan Stanley Smith Barney LLC acted as your agent in this transaction.	12/30/08	07/06/09	4,893.61	3,718.62 3,718.62	1,174.99 1,174.99	0.00 0.00
125000460	7	NOBLE CORPORATION-CHF Morgan Stanley Smith Barney LLC acted as your agent in this transaction.	12/30/08	09/23/09	268.65	151.34 151.34	117.31 117.31	0.00 0.00
125000470	8	NOBLE CORPORATION-CHF Morgan Stanley Smith Barney LLC acted as your agent in this transaction.	12/30/08	11/17/09	354.23	172.96 172.96	181.27 181.27	0.00 0.00
125000480	127	NOBLE CORPORATION-CHF Morgan Stanley Smith Barney LLC acted as your agent in this transaction.	12/30/08	12/17/09	5,197.34	2,745.73 2,745.73	2,451.61 2,451.61	0.00 0.00
125000490	159	TRANSOCEAN LTD SWITZERLAND NEW	09/19/08	05/06/09	11,955.62	19,749.61 19,749.61	(7,793.99) (7,793.99)	0.00 0.00
125000500	155	TRANSOCEAN LTD SWITZERLAND NEW	09/19/08	05/19/09	11,315.01	19,252.77 19,252.77	(7,937.76) (7,937.76)	0.00 0.00
125000510	96	TRANSOCEAN LTD SWITZERLAND NEW Morgan Stanley Smith Barney LLC acted as your agent in this transaction.	09/19/08	06/12/09	7,951.71	11,924.29 11,924.29	(3,972.58) (3,972.58)	0.00 0.00

2
0
0
9
Y
E
A
R
E
N
D
S
U
M
M
A
R
Y

Corrected Copy as of 03/31/10
Ref 00009495 00245388

CITI GLOBAL IMPACT FUNDING
Account Number 692-72494-14 643

Details of Short Term Gain (Loss) 2009 - continued

Reference number	Quantity	Security Description	Opening Trade Date	Closing Trade Date	Sale Proceeds	Original Cost Adjusted Cost	Original Gain/(Loss) Adjusted Gain/(Loss)	Ordinary Income Capital Gain/(Loss)
125000520	319	TRANSOCEAN LTD SWITZERLAND NEW Morgan Stanley Smith Barney LLC acted as your agent in this transaction	09/19/08	07/30/09	\$ 25,396.39	\$ 39,623.44 \$ 39,623.44	(\$ 14,227.05) (\$ 14,227.05)	\$ 0.00 \$ 0.00
125000550	28	TYCO ELECTRONICS LTD Morgan Stanley Smith Barney LLC acted as your agent in this transaction	07/21/09	09/23/09	655.75	544.22 544.22	111.53 111.53	0.00 0.00
125000560	33	TYCO ELECTRONICS LTD Morgan Stanley Smith Barney LLC acted as your agent in this transaction	07/21/09	11/17/09	803.19	641.40 641.40	161.79 161.79	0.00 0.00
125000570	61	TYCO ELECTRONICS LTD Morgan Stanley Smith Barney LLC acted as your agent in this transaction	07/21/09	12/17/09	1,410.40	1,185.61 1,185.61	224.79 224.79	0.00 0.00
125000580	796	CHECK POINT SOFTWARE TECH	12/30/08	03/30/09	17,187.13	15,055.78 15,055.78	2,131.35 2,131.35	0.00 0.00
125000590	51	CHECK POINT SOFTWARE TECH	12/30/08	05/06/09	1,170.61	964.63 964.63	205.98 205.98	0.00 0.00
125000600	80	CHECK POINT SOFTWARE TECH	12/30/08	05/19/09	1,896.91	1,513.14 1,513.14	383.77 383.77	0.00 0.00
125000610	43	CHECK POINT SOFTWARE TECH Morgan Stanley Smith Barney LLC acted as your agent in this transaction	12/30/08	06/12/09	1,034.12	813.31 813.31	220.81 220.81	0.00 0.00
125000620	710	CHECK POINT SOFTWARE TECH Morgan Stanley Smith Barney LLC acted as your agent in this transaction	12/30/08	07/09/09	15,853.89	13,429.16 13,429.18	2,424.73 2,424.73	0.00 0.00
125000630	56	CHECK POINT SOFTWARE TECH Morgan Stanley Smith Barney LLC acted as your agent in this transaction	12/30/08	09/23/09	1,568.66	1,059.20 1,059.20	509.46 509.46	0.00 0.00
125000640	91	CHECK POINT SOFTWARE TECH Morgan Stanley Smith Barney LLC acted as your agent in this transaction	12/30/08	10/20/09	2,749.21	1,721.20 1,721.20	1,028.01 1,028.01	0.00 0.00

2
0
0
9
Y
E
A
R
E
N
D
S
U
M
M
A
R
Y

Corrected Copy as of 03/31/10
Ref 00009495 00245389

CITI GLOBAL IMPACT FUNDING
Account Number 692-72494-14 643

Details of Short Term Gain (Loss) 2009 : continued

Reference number	Quantity	Security Description	Opening Trade Date	Closing Trade Date	Sale Proceeds	Original Cost Adjusted Cost	Original Gain/(Loss) Adjusted Gain/(Loss)	Ordinary Income Capital Gain/(Loss)
125000650	15	CHECK POINT SOFTWARE TECH MorganStanley SmithBarney LLC acted as your agent in this transaction	12/30/08	11/17/09	\$ 490 93	\$ 283 71 \$ 283.71	\$ 207 22 \$ 207 22	\$ 0 00 \$ 0 00
125000660	220	CHECK POINT SOFTWARE TECH MorganStanley SmithBarney LLC acted as your agent in this transaction	12/30/08	12/17/09	7,257 94	4,161 15 4,161 15	3,096 79 3,096 79	0 00 0 00
125000670	3,732	QIAGEN-EUR	12/30/08	03/18/09	59,329 13	64,600 92 64,600 92	(5,271 79) (5,271 79)	0 00 0 00
125000680	112	QIAGEN-EUR	12/30/08	05/19/09	1,868 50	1,938 72 1,938 72	(70 22) (70 22)	0 00 0 00
125000690	26	QIAGEN-EUR MorganStanley SmithBarney LLC acted as your agent in this transaction.	12/30/08	09/23/09	557 68	450 06 460 06	107 62 107 62	0 00 0 00
125000700	85	QIAGEN-EUR MorganStanley SmithBarney LLC acted as your agent in this transaction	12/30/08	11/17/09	1,904 80	1,471 35 1,471 35	433 45 433 45	0 00 0 00
125000710	253	QIAGEN-EUR MorganStanley SmithBarney LLC acted as your agent in this transaction	12/30/08	12/17/09	5,513 61	4,379 43 4,379 43	1,134 18 1,134 18	0 00 0 00
125000730	231	AFLAC INC	12/30/08	05/06/09	7,669 00	10,398 86 10,398 86	(2,729 86) (2,729 86)	0 00 0 00
125000740	368	AFLAC INC	12/30/08	05/19/09	12,792 09	16,566 15 16,566 15	(3,774 06) (3,774 06)	0 00 0 00
125000750	36	AFLAC INC MorganStanley SmithBarney LLC acted as your agent in this transaction	12/30/08	09/23/09	1,538 96	1,620 60 1,620 60	(81 64) (81 64)	0 00 0 00
125000760	64	AFLAC INC MorganStanley SmithBarney LLC acted as your agent in this transaction	12/30/08	11/17/09	2 884 40	2,881 07 2,881 07	3 33 3 33	0 00 0 00

2
0
0
9
Y
E
A
R
E
N
D
S
U
M
M
A
R
Y

Corrected Copy as of 03/31/10
Ref 00009495 00245390

CITI GLOBAL IMPACT FUNDING
Account Number 692-72494-14 643

Details of Short Term Gain (Loss) 2009 - continued

Reference number	Quantity	Security Description	Opening Trade Date	Closing Trade Date	Sale Proceeds	Original Cost Adjusted Cost	Original Gain/(Loss) Adjusted Gain/(Loss)	Ordinary Income Capital Gain/(Loss)
125000770	342	AFLAC INC MorganStanley SmithBarney LLC acted as your agent in this transaction	12/30/08	12/17/09	\$ 15,835 56	\$ 15,395 71 \$ 15,395 71	\$ 439 85 \$ 439 85	\$ 0 00 \$ 0 00
125000790	41	ACTEL CORP MorganStanley SmithBarney LLC acted as your agent in this transaction	12/30/08	09/23/09	487 47	477 61 477 61	9 86 9 86	0 00 0 00
125000800	1,149	ACTEL CORP MorganStanley SmithBarney LLC acted as your agent in this transaction	12/30/08	09/25/09	13,347 93	13,384.82 13,384 82	(36 89) (36 89)	0 00 0 00
125000810	330	ACTIVISION BLIZZARD INC	07/11/08	05/06/09	3,611 06	5,329 02 5,329 02	(1,717 96) (1,717 86)	0 00 0 00
125000820	484	ACTIVISION BLIZZARD INC	07/11/08	05/19/09	5,552 73	7,815 90 7,815 90	(2,263 17) (2,263 17)	0 00 0 00
125000830	387	ACTIVISION BLIZZARD INC Morgan Stanley Smith Barney LLC acted as your agent in this transaction	07/11/08	06/12/09	5,004 90	6,249 49 6,249 49	(1,244 59) (1,244 59)	0 00 0 00
125000860	3,259	ACTIVISION BLIZZARD INC MorganStanley SmithBarney LLC acted as your agent in this transaction	12/30/08	10/30/09	35,384 01	27,538 55 27,538 55	7,845 46 7,845 46	0 00 0 00
125000870	23	ACTIVISION BLIZZARD INC MorganStanley SmithBarney LLC acted as your agent in this transaction	12/30/08	11/17/09	267 25	194 35 194 35	72 90 72 90	0 00 0 00
125000880	83	ACTIVISION BLIZZARD INC MorganStanley SmithBarney LLC acted as your agent in this transaction	12/30/08	12/17/09	898 03	701 35 701 35	196 68 196 68	0 00 0 00
125000890	2,633	ACTIVISION BLIZZARD INC MorganStanley SmithBarney LLC acted as your agent in this transaction	12/30/08	12/23/09	29,357 19	22,248.85 22,248 85	7,108 34 7,108 34	0 00 0 00

2
0
0
9
Y
E
A
R
E
N
D
S
U
M
M
A
R
Y

Corrected Copy as of 03/31/10
Ref 00009495 00245391

CITI GLOBAL IMPACT FUNDING

Account Number 692-72494-14 643

Details of Short Term Gain (Loss) 2009 - continued

Reference number	Quantity	Security Description	Opening Trade Date	Closing Trade Date	Sale Proceeds	Original Cost Adjusted Cost	Original Gain/(Loss) Adjusted Gain/(Loss)	Ordinary Income Capital Gain/(Loss)
125000900	106	ACTUANT CORP CLASS A MorganStanley SmithBarney LLC acted as your agent in this transaction	12/30/08	09/23/09	\$ 1,684.68	\$ 1,887.81 \$ 1,887.81	(\$ 203.13) (\$ 203.13)	\$ 0.00 \$ 0.00
125000910	105	ACTUANT CORP CLASS A MorganStanley SmithBarney LLC acted as your agent in this transaction	12/30/08	10/20/09	1,743.11	1,870.00 1,870.00	(126.89) (126.89)	0.00 0.00
125000920	76	ACTUANT CORP CLASS A MorganStanley SmithBarney LLC acted as your agent in this transaction	12/30/08	11/17/09	1,295.76	1,353.52 1,353.52	(57.76) (57.76)	0.00 0.00
125000930	225	ACTUANT CORP CLASS A MorganStanley SmithBarney LLC acted as your agent in this transaction	12/30/08	12/17/09	3,960.14	4,007.14 4,007.14	(47.00) (47.00)	0.00 0.00
125000940	129	ACXIOM CORP	12/30/08	05/06/09	1,229.59	976.53 976.53	253.06 253.06	0.00 0.00
125000950	178	ACXIOM CORP	12/30/08	05/19/09	1,865.85	1,347.46 1,347.46	518.39 518.39	0.00 0.00
125000960	83	ACXIOM CORP Morgan Stanley SmithBarney LLC acted as your agent in this transaction	12/30/08	06/12/09	1,008.42	628.31 628.31	380.11 380.11	0.00 0.00
125000970	221	ACXIOM CORP Morgan Stanley SmithBarney LLC acted as your agent in this transaction	12/30/08	07/30/09	2,194.75	1,672.97 1,672.97	521.78 521.78	0.00 0.00
	134	ACXIOM CORP Morgan Stanley SmithBarney LLC acted as your agent in this transaction	04/01/09		1,330.76	975.25 975.25	355.51 355.51	0.00 0.00
125000980	27	ACXIOM CORP MorganStanley SmithBarney LLC acted as your agent in this transaction	04/01/09	11/17/09	331.85	196.51 196.51	135.34 135.34	0.00 0.00
125000990	100	ACXIOM CORP MorganStanley SmithBarney LLC acted as your agent in this transaction	04/01/09	12/17/09	1,281.97	727.80 727.80	554.17 554.17	0.00 0.00

2
0
9
Y
E
A
R
E
N
D
S
U
M
M
A
R
Y

Corrected Copy as of 03/31/10
Ref 00009495 00245392

CITI GLOBAL IMPACT FUNDING
Account Number 692-72494-14 643

Details of Short Term Gain/(Loss) 2009 - continued

Reference number	Quantity	Security Description	Opening Trade Date	Closing Trade Date	Sale Proceeds	Original Cost Adjusted Cost	Original Gain/(Loss) Adjusted Gain/(Loss)	Ordinary Income Capital Gain/(Loss)
125001000	23	ADECCO SA-CHF MorganStanley SmithBarney LLC acted as your agent in this transaction	03/03/09	12/17/09	\$ 624.43	\$ 332.62 \$ 332.62	\$ 291.81 \$ 291.81	\$ 0.00 \$ 0.00
125001010	92	ADOBE SYSTEMS INC (DE)	02/19/09	05/06/09	2,449.15	1,835.80 1,835.80	613.35 613.35	0.00 0.00
125001020	140	ADOBE SYSTEMS INC (DE)	02/19/09	05/19/09	3,741.08	2,793.62 2,793.62	947.46 947.46	0.00 0.00
125001030	100	ADOBE SYSTEMS INC (DE) Morgan Stanley Smith Barney LLC acted as your agent in this transaction	02/19/09	06/12/09	3,010.95	1,995.44 1,995.44	1,015.51 1,015.51	0.00 0.00
125001040	41	ADOBE SYSTEMS INC (DE) MorganStanley SmithBarney LLC acted as your agent in this transaction	02/19/09	09/23/09	1,344.35	818.13 818.13	526.22 526.22	0.00 0.00
125001050	187	ADOBE SYSTEMS INC (DE) MorganStanley SmithBarney LLC acted as your agent in this transaction	02/19/09	11/17/09	6,891.05	3,731.47 3,731.47	3,159.58 3,159.58	0.00 0.00
125001060	579	ADOBE SYSTEMS INC (DE) MorganStanley SmithBarney LLC acted as your agent in this transaction	02/19/09	12/17/09	21,464.65	11,553.60 11,553.60	9,911.05 9,911.05	0.00 0.00
125001070	8	ADTRAN INC MorganStanley SmithBarney LLC acted as your agent in this transaction	04/20/09	09/23/09	196.23	159.37 159.37	36.86 36.86	0.00 0.00
125001080	267	ADTRAN INC MorganStanley SmithBarney LLC acted as your agent in this transaction	04/20/09	10/07/09	6,449.70	5,318.96 5,318.96	1,130.74 1,130.74	0.00 0.00
125001090	14	ADTRAN INC MorganStanley SmithBarney LLC acted as your agent in this transaction	04/20/09	10/20/09	358.39	278.90 278.90	79.49 79.49	0.00 0.00

2
0
0
9
Y
E
A
R
E
N
D
S
U
M
M
A
R
Y

Corrected Copy as of 03/31/10
Ref 00009495 00245393

CITI GLOBAL IMPACT FUNDING
Account Number 692-72494-14 643

Details of Short Term Gain/(Loss) 2009 - continued

Reference number	Quantity	Security Description	Opening Trade Date	Closing Trade Date	Sale Proceeds	Original Cost Adjusted Cost	Original Gain/(Loss) Adjusted Gain/(Loss)	Ordinary Income Capital Gain/(Loss)
125001100	418	ADVANCE AUTO PARTS INC Morgan Stanley Smith Barney LLC acted as your agent in this transaction	12/30/08	08/13/09	\$ 17,965 76	\$ 13,677 29 \$ 13,677 29	\$ 4,288 47 \$ 4,288 47	\$ 0 00 \$ 0 00
125001110	279	ADVANCE AUTO PARTS INC Morgan Stanley Smith Barney LLC acted as your agent in this transaction	12/30/08	09/14/09	10,964 97	9,129 10 9,129 10	1,835 87 1,835 87	0 00 0 00
125001120	145	ADVANCE AUTO PARTS INC Morgan Stanley Smith Barney LLC acted as your agent in this transaction	12/30/08	09/24/09	5,660 52	4,744 52 4,744 52	916 00 916 00	0 00 0 00
	134	ADVANCE AUTO PARTS INC Morgan Stanley Smith Barney LLC acted as your agent in this transaction	01/26/09		5,231 11	4,395 20 4,395 20	835 91 835 91	0 00 0 00
125001130	66	ADVISORY BOARD CO INC	12/30/08	05/06/09	1,265 84	1,445 46 1,445 46	(179 62) (179 62)	0 00 0 00
125001140	82	ADVISORY BOARD CO INC	12/30/08	05/19/09	1,866 27	1,795 87 1,795 87	70 40 70 40	0 00 0 00
125001150	40	ADVISORY BOARD CO INC Morgan Stanley Smith Barney LLC acted as your agent in this transaction	12/30/08	06/12/09	1,011 97	876 04 876 04	135 93 135 93	0 00 0 00
125001160	198	ADVISORY BOARD CO INC Morgan Stanley Smith Barney LLC acted as your agent in this transaction	12/30/08	07/30/09	5,043 67	4,336 38 4,336 38	707 29 707 29	0 00 0 00
125001170	10	ADVISORY BOARD CO INC Morgan Stanley Smith Barney LLC acted as your agent in this transaction	12/30/08	09/23/09	265 79	219 01 219 01	46 78 46 78	0 00 0 00
125001180	4	ADVISORY BOARD CO INC Morgan Stanley Smith Barney LLC acted as your agent in this transaction	12/30/08	11/17/09	104 75	87 60 87 60	17 15 17 15	0 00 0 00
125001190	70	ADVISORY BOARD CO INC Morgan Stanley Smith Barney LLC acted as your agent in this transaction	12/30/08	12/17/09	1,882 25	1,533 06 1,533 06	349 19 349 19	0 00 0 00

2
0
0
9
Y
E
A
R
E
N
D
S
U
M
M
A
R
Y

Corrected Copy as of 03/31/10
Ref 00009495 00245394

CITI GLOBAL IMPACT FUNDING
Account Number 692-72494-14 643

Details of Short Term Gain (Loss) 2009 -continued

Reference number	Quantity	Security Description	Opening Trade Date	Closing Trade Date	Sale Proceeds	Original Cost Adjusted Cost	Original Gain/(Loss) Adjusted Gain/(Loss)	Ordinary Income Capital Gain/(Loss)
125001200	89	AECOM TECHNOLOGY CORP MorganStanley SmithBarney LLC acted as your agent in this transaction	12/30/08	10/20/09	\$ 2,311 65	\$ 2,594 39 \$ 2,594 39	(\$ 282 74) (\$ 282 74)	\$ 0 00 \$ 0 00
125001210	727	AECOM TECHNOLOGY CORP MorganStanley SmithBarney LLC acted as your agent in this transaction	12/30/08	11/12/09	19,784 87	21,192 34 21,192 34	(1,407 47) (1,407 47)	0 00 0 00
125001220	20	AECOM TECHNOLOGY CORP MorganStanley SmithBarney LLC acted as your agent in this transaction	12/30/08	11/17/09	561 38	583 01 583 01	(21 63) (21 63)	0 00 0 00
125001230	60	AECOM TECHNOLOGY CORP MorganStanley SmithBarney LLC acted as your agent in this transaction	12/30/08	12/17/09	1,615 75	1,749 02 1,749 02	(133 27) (133 27)	0 00 0 00
125001240	88	AEROPOSTALE INC MorganStanley SmithBarney LLC acted as your agent in this transaction	07/14/09	09/23/09	3,873 88	3,053 01 3,053 01	820 87 820 87	0 00 0 00
125001250	3,932	AETNA INC NEW Morgan Stanley Smit	03/26/09	08/24/09	117 286 18	95,190 57 95,190 57	22,095 61 22,095 61	0 00 0 00
	54	h Barney LLC acted as yo ur agent in this transa	04/01/09		1,610 75	1,289 41 1,289 41	321 34 321 34	0 00 0 00
125001270	109	AIR LIQUIDE ADR	12/30/08	05/19/09	1,869 30	2,043 75 2,043 75	(174 45) (174 45)	0 00 0 00
125001280	106	AIR LIQUIDE ADR Morgan Stanley Smit h Barney LLC acted as yo ur agent in this transa	12/30/08	06/12/09	1,986 38	1,987 50 1,987 50	(1 12) (1 12)	0 00 0 00
125001290	238	AIR LIQUIDE ADR MorganStanley SmithBarney LLC acted as your agent in this transaction	12/30/08	09/23/09	5,485 75	4,462 50 4,462 50	1,023 25 1,023 25	0 00 0 00
125001300	224	AIR LIQUIDE ADR MorganStanley SmithBarney LLC acted as your agent in this transaction	12/30/08	11/17/09	5,268 34	4,200 00 4,200 00	1,068 34 1,068 34	0 00 0 00

2
0
0
9
Y
E
A
R
E
N
D
S
U
M
M
A
R
Y

CITI GLOBAL IMPACT FUNDING
Account Number 692-72494-14 643

Details of Short Term Gain/(Loss) 2009 - continued

Reference number	Quantity	Security Description	Opening Trade Date	Closing Trade Date	Sale Proceeds	Original Cost Adjusted Cost	Original Gain/(Loss) Adjusted Gain/(Loss)	Ordinary Income Capital Gain/(Loss)
125001310	760	AIR LIQUIDE ADR MorganStanley SmithBarney LLC acted as your agent in this transaction	12/30/08	12/17/09	\$ 17,783.54	\$ 14,250.00 \$ 14,250.00	\$ 3,533.54 \$ 3,533.54	\$ 0.00 \$ 0.00
125001320	55	AIR PRODUCTS & CHEMICALS INC	12/30/08	05/06/09	3,594.26	2,697.75 2,697.75	896.51 896.51	0.00 0.00
125001330	58	AIR PRODUCTS & CHEMICALS INC	12/30/08	05/19/09	3,718.86	2,844.90 2,844.90	873.96 873.96	0.00 0.00
125001340	30	AIR PRODUCTS & CHEMICALS INC Morgan Stanley Smith Barney LLC acted as your agent in this transaction	12/30/08	06/12/09	2,047.17	1,471.50 1,471.50	575.67 575.67	0.00 0.00
125001350	81	AIR PRODUCTS & CHEMICALS INC MorganStanley SmithBarney LLC acted as your agent in this transaction	12/30/08	09/23/09	6,335.79	3,973.05 3,973.05	2,362.74 2,362.74	0.00 0.00
125001360	112	AIR PRODUCTS & CHEMICALS INC MorganStanley SmithBarney LLC acted as your agent in this transaction	12/30/08	11/17/09	9,415.14	5,493.60 5,493.60	3,921.54 3,921.54	0.00 0.00
125001370	309	AIR PRODUCTS & CHEMICALS INC MorganStanley SmithBarney LLC acted as your agent in this transaction	12/30/08	12/17/09	25,145.37	15,156.45 15,156.45	9,988.92 9,988.92	0.00 0.00
125001380	114	AIRGAS INC MorganStanley SmithBarney LLC acted as your agent in this transaction	04/06/09	12/17/09	5,336.86	4,183.17 4,183.17	1,153.69 1,153.69	0.00 0.00
125001390	669	ALBEMARLE CORP	12/30/08	03/02/09	12,378.77	13,699.18 13,699.18	(1,320.41) (1,320.41)	0.00 0.00
125001400	8	ALBEMARLE CORP MorganStanley SmithBarney LLC acted as your agent in this transaction	04/07/09	11/17/09	276.87	191.89 191.89	84.98 84.98	0.00 0.00
125001410	60	ALBEMARLE CORP MorganStanley SmithBarney LLC acted as your agent in this transaction.	04/07/09	12/17/09	2,135.94	1,439.21 1,439.21	696.73 696.73	0.00 0.00

2
0
0
9
Y
E
A
R
E
N
D
S
U
M
M
A
R
Y

Corrected Copy as of 03/31/10
Ref 00009495 00245396

CITI GLOBAL IMPACT FUNDING

Account Number 692-72494-14 643

Details of Short Term Gain (Loss), 2009 - continued

Reference number	Quantity	Security Description	Opening Trade Date	Closing Trade Date	Sale Proceeds	Original Cost Adjusted Cost	Original Gain/(Loss) Adjusted Gain/(Loss)	Ordinary Income Capital Gain/(Loss)
125001420	42	ALLIANT ENERGY CORP-USD MorganStanley SmithBarney LLC acted as your agent in this transaction	09/16/09	12/17/09	\$ 1,262 27	\$ 1,193 59 \$ 1,193.59	\$ 68 68 \$ 68.68	\$ 0 00 \$ 0.00
125001430	122	ALLIANZ SE ADR	10/06/08	05/06/09	1 229 73	1,479 25 1,479 25	(249 52) (249 52)	0 00 0.00
125001440	104	ALLIANZ SE ADR Morgan Stanley Smi th Barney LLC acted as yo ur agent in this transa	10/06/08	06/12/09	993 38	1,261 00 1,281 00	(267 62) (287 62)	0 00 0.00
125001450	34	ALLIANZ SE ADR MorganStanley SmithBarney LLC acted as your agent in this transaction	10/06/08	09/23/09	420 65	412 25 412 25	8 40 8 40	0 00 0.00
125001480	10,640	FIXED INCOME SHARES FD SERIES M CONFIRM #007691448 MorganStanley SmithBarney LLC	04/02/09	12/18/09	105,868 00	90,440 00 90,440 00	15,428 00 15,428 00	0 00 0.00
125001490	98	ALLSCRIPTS-MISYS HEALTHCARE SOLUTIONS INC	12/30/08	05/06/09	1,226 92	930 87 930 87	296 05 296 05	0 00 0.00
125001500	147	ALLSCRIPTS-MISYS HEALTHCARE SOLUTIONS INC	12/30/08	05/19/09	1,910 07	1,396 31 1,396 31	513 76 513 76	0 00 0.00
125001510	204	ALLSCRIPTS-MISYS HEALTHCARE SOLUTIONS INC MorganStanley SmithBarney LLC acted as your agent	12/30/08	09/23/09	3,911 28	1,937 74 1,837 74	1,973 54 1,873 54	0 00 0.00
125001520	246	ALLSCRIPTS-MISYS HEALTHCARE SOLUTIONS INC MorganStanley SmithBarney LLC acted as your agent	12/30/08	10/20/09	5,336 46	2,336 68 2,336 68	2,999 78 2,899 78	0 00 0.00
125001530	141	ALLSCRIPTS-MISYS HEALTHCARE SOLUTIONS INC MorganStanley SmithBarney LLC acted as your agent	12/30/08	11/17/09	2,998 07	1,339 32 1,339 32	1,658 75 1,658 75	0 00 0.00
125001540	453	ALLSCRIPTS-MISYS HEALTHCARE SOLUTIONS INC MorganStanley SmithBarney LLC acted as your agent	12/30/08	12/17/09	8,430 34	4,302 91 4,302 81	4,127 43 4,127 43	0 00 0.00

2
0
0
9
Y
E
A
R
E
N
D
S
U
M
M
A
R
Y

Corrected Copy as of 03/31/10
Ref 00009495 00245397

CITI GLOBAL IMPACT FUNDING
Account Number 692-72494-14 643

Details of Short Term Gain (Loss) 2009 - continued

Reference number	Quantity	Security Description	Opening Trade Date	Closing Trade Date	Sale Proceeds	Original Cost Adjusted Cost	Original Gain/(Loss) Adjusted Gain/(Loss)	Ordinary Income Capital Gain/(Loss)
125001550	1,299	ALUMINA LTD SPONSORED ADR	12/30/08	01/29/09	\$ 3,801.49	\$ 4,692.12 \$ 4,692.12	(\$ 890.63) (\$ 890.63)	\$ 0.00 \$ 0.00
125001560	182	AMEREN CORP Morgan Stanley Smith Barney LLC acted as your agent in this transaction	12/11/09	12/17/09	5,034.35	4,983.16 4,983.16	51.19 51.19	0.00 0.00
125001630	1,140	AMERICAN EAGLE OUTFITTERS INC Morgan Stanley Smith Barney LLC acted as your agent in this transaction	07/30/09	11/19/09	16,934.37	16,742.61 16,742.61	191.76 191.76	0.00 0.00
125001640	60 26	AMERICAN EAGLE OUTFITTERS INC Morgan Stanley Smith Barney LLC acted as your agent in this transaction	07/30/09 10/07/09	12/17/09	986.97 427.69	881.19 881.19 437.96 437.96	105.78 105.78 (10.27) (10.27)	0.00 0.00 0.00 0.00
125001650	40	AMERICAN TOWER CORP-CLASS A	12/30/08	05/06/09	1,245.68	1,119.52 1,119.52	126.16 126.16	0.00 0.00
125001660	14	AMERICAN TOWER CORP-CLASS A Morgan Stanley Smith Barney LLC acted as your agent in this transaction	12/30/08	09/23/09	522.60	391.83 391.83	130.77 130.77	0.00 0.00
125001670	75	AMERICAN TOWER CORP-CLASS A Morgan Stanley Smith Barney LLC acted as your agent in this transaction	12/30/08	10/20/09	2,935.42	2,099.10 2,099.10	836.32 836.32	0.00 0.00
125001680	15	AMERICAN TOWER CORP-CLASS A Morgan Stanley Smith Barney LLC acted as your agent in this transaction	12/30/08	11/17/09	615.58	419.82 419.82	195.76 195.76	0.00 0.00
125001690	101	AMERICAN TOWER CORP-CLASS A Morgan Stanley Smith Barney LLC acted as your agent in this transaction	12/30/08	12/17/09	4,227.95	2,826.79 2,826.79	1,401.16 1,401.16	0.00 0.00
125001700	317	AMETEK INC	12/30/08	04/09/09	10,614.27	9,282.39 9,282.39	1,331.88 1,331.88	0.00 0.00
125001710	14	AMETEK INC Morgan Stanley Smith Barney LLC acted as your agent in this transaction	12/30/08	11/17/09	524.70	409.95 409.95	114.75 114.75	0.00 0.00

2
0
0
9

Y
E
A
R

E
N
D

S
U
M
M
A
R
Y

Corrected Copy as of 03/31/10
Ref 00009495 00245398

CITI GLOBAL IMPACT FUNDING
Account Number 692-72494-14 643

Details of Short Term Gain (Loss) 2009 - continued

Reference number	Quantity	Security Description	Opening Trade Date	Closing Trade Date	Sale Proceeds	Original Cost Adjusted Cost	Original Gain/(Loss) Adjusted Gain/(Loss)	Ordinary Income Capital Gain/(Loss)
125001720	91	AMETEK INC MorganStanley SmithBarney LLC acted as your agent in this transaction	12/30/08	12/17/09	\$ 3,479.84	\$ 2,664.66 \$ 2,664.66	\$ 815.18 \$ 815.18	\$ 0.00 \$ 0.00
125001730	10	AMGEN INC MorganStanley SmithBarney LLC acted as your agent in this transaction	10/29/08	09/23/09	604.98	600.84 600.84	4.14 4.14	0.00 0.00
125001740	515	AMPHENOL CORP CLASS A	01/29/09	04/08/09	14,830.90	13,888.62 13,888.62	942.28 942.28	0.00 0.00
	22		02/09/09		633.55	629.72 629.72	3.83 3.83	0.00 0.00
125001750	11	AMPHENOL CORP CLASS A MorganStanley SmithBarney LLC acted as your agent in this transaction	02/09/09	11/17/09	475.84	314.86 314.86	160.98 160.98	0.00 0.00
125001760	61	AMPHENOL CORP CLASS A MorganStanley SmithBarney LLC acted as your agent in this transaction	02/09/09	12/17/09	2,603.41	1,746.05 1,746.05	857.36 857.36	0.00 0.00
125001770	810	ANALOG DEVICES INC	02/06/09	03/17/09	16,074.84	18,073.61 18,073.61	(1,998.77) (1,998.77)	0.00 0.00
125001780	92	ANALOG DEVICES INC	02/06/09	05/19/09	1,908.95	2,052.81 2,052.81	(143.86) (143.86)	0.00 0.00
125001790	133	ANALOG DEVICES INC Morgan Stanley Smith Barney LLC acted as your agent in this transaction	02/06/09	07/30/09	3,687.03	2,967.64 2,967.64	719.39 719.39	0.00 0.00
125001800	11	ANALOG DEVICES INC MorganStanley SmithBarney LLC acted as your agent in this transaction	02/06/09	10/20/09	306.01	245.44 245.44	60.57 60.57	0.00 0.00
125001810	6	ANALOG DEVICES INC MorganStanley SmithBarney LLC acted as your agent in this transaction	02/06/09	11/17/09	168.59	133.88 133.88	34.71 34.71	0.00 0.00
125001820	703	ANNALY CAPITAL MANAGEMENT INC	07/16/08	04/07/09	9,806.59	10,025.55 10,025.55	(218.96) (218.96)	0.00 0.00

2
0
0
9
Y
E
A
R
E
N
D
S
U
M
M
A
R
Y

Corrected Copy as of 03/31/10
Ref 00009495 00245399

CITI GLOBAL IMPACT FUNDING
Account Number 692-72494-14 643

Details of Short Term Gain (Loss) 2009 - continued

Reference number	Quantity	Security Description	Opening Trade Date	Closing Trade Date	Sale Proceeds	Original Cost Adjusted Cost	Original Gain/(Loss) Adjusted Gain/(Loss)	Ordinary Income Capital Gain/(Loss)
125001850	556	ANNALY CAPITAL MANAGEMENT INC MorganStanley SmithBarney LLC acted as your agent in this transaction	04/01/09	12/28/09	\$ 9,850.89	\$ 7,577.00 \$ 7,577.00	\$ 2,273.89 \$ 2,273.89	\$ 0.00 \$ 0.00
125001860	45	ANSYS INC	12/30/08	05/06/09	1,235.66	1,259.46 1,259.46	(23.80) (23.80)	0.00 0.00
125001870	66	ANSYS INC	12/30/08	05/19/09	1,888.21	1,847.21 1,847.21	41.00 41.00	0.00 0.00
125001880	31	ANSYS INC Morgan Stanley Smit h Barney LLC acted as yo ur agent in this transa	12/30/08	06/12/09	1,024.43	867.63 867.63	156.80 156.80	0.00 0.00
125001890	60	ANSYS INC MorganStanley SmithBarney LLC acted as your agent in this transaction	12/30/08	09/23/09	2,284.14	1,679.29 1,679.29	604.85 604.85	0.00 0.00
125001900	30	ANSYS INC MorganStanley SmithBarney LLC acted as your agent in this transaction	12/30/08	11/17/09	1,230.56	839.64 839.64	390.92 390.92	0.00 0.00
125001910	148	ANSYS INC MorganStanley SmithBarney LLC acted as your agent in this transaction	12/30/08	12/17/09	6,058.37	4,142.24 4,142.24	1,916.13 1,916.13	0.00 0.00
125001920	230	AON CORP	12/30/08	01/29/09	8,745.63	10,499.02 10,499.02	(1,753.39) (1,753.39)	0.00 0.00
125001930	690	AON CORP	12/30/08	04/03/09	27,608.47	31,497.05 31,497.05	(3,888.58) (3,888.58)	0.00 0.00
	109		04/01/09		4,361.34	4,381.51 4,381.51	(20.17) (20.17)	0.00 0.00
125001940	31	APACHE CORP	05/21/08	05/06/09	2,582.04	4,563.72 4,563.72	(1,981.68) (1,981.68)	0.00 0.00
125001950	24	APACHE CORP	05/21/08	05/19/09	1,918.41	3,533.20 3,533.20	(1,614.79) (1,614.79)	0.00 0.00
125002000	109	APOLLO GROUP INC CL A	07/11/08	02/25/09	8,265.46	5,945.98 5,945.98	2,319.48 2,319.48	0.00 0.00
125002100	5,176	ARCHER-DANIELS-MIDLAND CO	12/30/08	03/17/09	144,978.42	148,042.92 148,042.92	(3,064.50) (3,064.50)	0.00 0.00

2
0
0
9
Y
E
A
R
E
N
D
S
U
M
M
A
R
Y

Corrected Copy as of 03/31/10
Ref 00009495 00245400

CITI GLOBAL IMPACT FUNDING
Account Number 692-72494-14 643

Details of Short Term Gain (Loss) 2009 - continued

Reference number	Quantity	Security Description	Opening Trade Date	Closing Trade Date	Sale Proceeds	Original Cost Adjusted Cost	Original Gain/(Loss) Adjusted Gain/(Loss)	Ordinary Income Capital Gain/(Loss)
125002110	973	ARTHROCARE CORP	12/30/08	01/21/09	\$ 3,483.32	\$ 4,631.48 \$ 4,631.48	(\$ 1,148.16) (\$ 1,148.16)	\$ 0.00 \$ 0.00
125002120	241	ATLAS COPCO AB SPONS ADR RPSTG SER A -USD	12/30/08	05/06/09	2,453.31	2,077.23 2,077.23	376.08 376.08	0.00 0.00
125002130	370	ATLAS COPCO AB SPONS ADR RPSTG SER A -USD	12/30/08	05/19/09	3,685.10	3,189.10 3,189.10	496.00 496.00	0.00 0.00
125002140	94	ATLAS COPCO AB SPONS ADR RPSTG SER A -USD Morgan Stanley Smith Barney LLC acted as your agent	12/30/08	06/12/09	996.37	810.20 810.20	186.17 186.17	0.00 0.00
125002150	212	ATLAS COPCO AB SPONS ADR RPSTG SER A -USD Morgan Stanley Smith Barney LLC acted as your agent	12/30/08	09/23/09	2,872.52	1,827.27 1,827.27	1,045.25 1,045.25	0.00 0.00
125002160	170	ATLAS COPCO AB SPONS ADR RPSTG SER A -USD Morgan Stanley Smith Barney LLC acted as your agent	12/30/08	11/17/09	2,583.93	1,465.26 1,465.26	1,118.67 1,118.67	0.00 0.00
125002170	662	ATLAS COPCO AB SPONS ADR RPSTG SER A -USD Morgan Stanley Smith Barney LLC acted as your agent	12/30/08	12/17/09	9,254.52	5,705.91 6,705.91	3,548.61 3,548.61	0.00 0.00
125002180	1,659	ATLAS COPCO AB SPONS ADR RPSTG SER A -USD Morgan Stanley Smith Barney LLC acted as your agent	12/30/08	12/21/09	23,343.85	14,299.26 14,299.26	9,044.59 9,044.59	0.00 0.00
125002190	114	AUTOZONE INC	10/29/08	03/02/09	15,908.15	13,606.47 13,606.47	2,301.68 2,301.68	0.00 0.00
125002210	68	AVERY DENNISON CORP	12/30/08	05/19/09	1,882.87	2,164.68 2,164.68	(281.81) (281.81)	0.00 0.00
125002220	8	AVERY DENNISON CORP Morgan Stanley Smith Barney LLC acted as your agent in this transaction	12/30/08	11/17/09	319.27	254.67 254.67	64.60 64.60	0.00 0.00
125002230	129	AVERY DENNISON CORP Morgan Stanley Smith Barney LLC acted as your agent in this transaction	12/30/08	12/17/09	4,706.05	4,106.52 4,106.52	599.53 599.53	0.00 0.00

2
0
0
9
Y
E
A
R
E
N
D
S
U
M
M
A
R
Y

Corrected Copy as of 03/31/10
Ref 00009495 00245401

CITI GLOBAL IMPACT FUNDING
Account Number 692-72494-14 643

Details of Short Term Gain (Loss) 2009 - continued

Reference number	Quantity	Security Description	Opening Trade Date	Closing Trade Date	Sale Proceeds	Original Cost Adjusted Cost	Original Gain/(Loss) Adjusted Gain/(Loss)	Ordinary Income Capital Gain/(Loss)
125002240	443	AVON PRODUCTS INC	04/15/08	02/09/09	\$ 9,919 15	\$ 17,928 61 \$ 17,928 61	(\$ 8,009 46) (\$ 8,009 46)	\$ 0 00 \$ 0 00
125002250	3,391	AVON PRODUCTS INC	04/15/08	03/02/09	55,612 42	137,236 82 137,236 82	(81,624 40) (81,624 40)	0 00 0 00
	957		12/30/08		15,694 81	22,249 39 22,249 39	(6,554 58) (6,554 58)	0 00 0 00
125002260	9	AVON PRODUCTS INC MorganStanley SmithBarney LLC acted as your agent in this transaction	07/08/09	11/17/09	323 18	233 82 233 82	89 36 89 36	0 00 0 00
125002270	123	AVON PRODUCTS INC MorganStanley SmithBarney LLC acted as your agent in this transaction	07/08/09	12/17/09	3,880 73	3,195 54 3,195 54	685 19 685 19	0 00 0 00
125002290	1,887	AXA S A SPONS ADR SALE OF RTS ON 1887 0000 SHS RECORD 11/13/09 PAY 12/04/09	11/13/09	11/13/09	1,093 95	01 01	1,093 94 1,093 94	0 00 0 00
125002320	40	BAE SYSTEMS PLC SPON ADR MorganStanley SmithBarney LLC acted as your agent in this transaction	12/30/08	09/23/09	897 97	846 48 846 48	51 49 51 49	0 00 0 00
125002330	88	BAE SYSTEMS PLC SPON ADR MorganStanley SmithBarney LLC acted as your agent in this transaction	12/30/08	10/20/09	1,876 11	1,862 25 1,862 25	13 86 13 86	0 00 0 00
125002340	76	BAE SYSTEMS PLC SPON ADR MorganStanley SmithBarney LLC acted as your agent in this transaction	12/30/08	11/17/09	1,669 67	1,608 30 1,608 30	61 37 61 37	0 00 0 00
125002350	446	BAE SYSTEMS PLC SPON ADR MorganStanley SmithBarney LLC acted as your agent in this transaction	12/30/08	12/17/09	9,878 64	9,438 21 9,438 21	440 43 440 43	0 00 0 00
125002360	23	BG GROUP PLC SPON ADR	12/30/08	05/19/09	1,949 88	1,618 51 1,618 51	331 37 331 37	0 00 0 00

2
0
0
9
Y
E
A
R
E
N
D
S
U
M
M
A
R
Y

CITI GLOBAL IMPACT FUNDING
Account Number 692-72494-14 643

Details of Short Term Gain (Loss) 2009 - continued

Reference number	Quantity	Security Description	Opening Trade Date	Closing Trade Date	Sale Proceeds	Original Cost Adjusted Cost	Original Gain/(Loss) Adjusted Gain/(Loss)	Ordinary Income Capital Gain/(Loss)
125002370	11	BG GROUP PLC SPON ADR Morgan Stanley Smi th Barney LLC acted as yo ur agent in this transa	12/30/08	06/12/09	\$ 1,026 38	\$ 774 07 \$ 774.07	\$ 252 31 \$ 252.31	\$ 0 00 \$ 0 00
125002380	19	BG GROUP PLC SPON ADR MorganStanley SmithBarney LLC acted as your agent in this transaction	12/30/08	09/23/09	1,724 39	1,337 03 1,337 03	387 36 387 36	0 00 0 00
125002390	28	BG GROUP PLC SPON ADR MorganStanley SmithBarney LLC acted as your agent in this transaction	12/30/08	11/17/09	2,677 57	1,970 36 1,970.36	707 21 707 21	0 00 0 00
125002400	103	BG GROUP PLC SPON ADR MorganStanley SmithBarney LLC acted as your agent in this transaction.	12/30/08	12/17/09	9,012 26	7,248 11 7,248 11	1,764 15 1,764 15	0 00 0 00
125002450	49	BALCHEM CORP	12/30/08	05/06/09	1,208 30	1,201 10 1,201 10	7 20 7,20	0 00 0 00
125002460	31 194	BALCHEM CORP Morgan Stanley Smi th Barney LLC acted as yo ur agent in this transa	12/30/08 12/31/08	07/30/09	847 22 5,301 94	759 88 4,828 66 4,828 66	87 34 87 34 473 28 473 28	0 00 0 00 0 00 0 00
125002470	22	BALCHEM CORP MorganStanley SmithBarney LLC acted as your agent in this transaction	12/30/08	11/17/09	688 58	539 27 539 27	149 31 149 31	0 00 0 00
125002480	3	BALCHEM CORP MorganStanley SmithBarney LLC acted as your agent in this transection	12/30/08	12/17/09	100 55	73 54 73 54	27 01 27 01	0 00 0 00
125002490	31	BALL CORP	12/30/08	05/06/09	1,223 22	1,261 63 1,261 63	(38 41) (38 41)	0 00 0 00
125002500	59	BALL CORP MorganStanley SmithBarney LLC acted as your agent in this transaction	12/30/08	09/23/09	2,926 32	2,401 16 2,401 16	525 16 525 16	0 00 0 00

2
0
0
9
Y
E
A
R
E
N
D
S
U
M
M
A
R
Y

CITI GLOBAL IMPACT FUNDING
Account Number 692-72494-14 643

Details of Short Term Gain (Loss) 2009 - continued

Reference number	Quantity	Security Description	Opening Trade Date	Closing Trade Date	Sale Proceeds	Original Cost Adjusted Cost	Original Gain/(Loss) Adjusted Gain/(Loss)	Ordinary Income Capital Gain/(Loss)
125002510	56	BALL CORP MorganStanley SmithBarney LLC acted as your agent in this transaction	12/30/08	11/17/09	\$ 2,866 56	\$ 2,279 07 \$ 2,279 07	\$ 587 49 \$ 587 49	\$ 0 00 \$ 0 00
125002520	205	BALL CORP MorganStanley SmithBarney LLC acted as your agent in this transaction	12/30/08	12/17/09	10,513 64	8,343 01 8,343 01	2,170.63 2,170 63	0 00 0 00
125002530	3,608	BANCO ESPIRITO SANTO SA-EU SALE OF RTS ON 3608 0000 SHS	04/09/09	04/09/09	5,966 30	01 01	5,966.29 5,966 29	0 00 0 00
125002540	803	BANCO ESPIRITO SANTO SA-EU Morgan Stanley Smith Barney LLC acted as your agent in this transaction	12/30/08	07/30/09	4,818 00	7,508 05 7,508 05	(2,690 05) (2,690 05)	0 00 0 00
125002550	31	BANCO ESPIRITO SANTO SA-EU MorganStanley SmithBarney LLC acted as your agent in this transaction	12/30/08	09/23/09	215 44	289 85 289 85	(74 41) (74 41)	0 00 0 00
125002560	77	BANCO ESPIRITO SANTO SA-EU MorganStanley SmithBarney LLC acted as your agent in this transaction	12/30/08	11/17/09	568 24	719 95 719 95	(151 71) (151 71)	0 00 0 00
125002570	58	BANCO ESPIRITO SANTO SA-EU MorganStanley SmithBarney LLC acted as your agent in this transaction	12/30/08	12/17/09	374 09	542 30 542 30	(168 21) (168 21)	0 00 0 00
125002580	1,472	BANCO SANTANDER S A	11/21/08	02/27/09	8,916 15	10,025 20 10,025 20	(1,109 05) (1,109.05)	0 00 0 00
125002590	418	BANCO SANTANDER S A MorganStanley SmithBarney LLC acted as your agent in this transaction	07/10/09	09/23/09	6,940 08	4,806 87 4,806 87	2,133 21 2,133.21	0 00 0 00
125002600	371	BANCO SANTANDER S A MorganStanley SmithBarney LLC acted as your agent in this transaction	07/10/09	11/17/09	6,478 23	4,266 39 4,266 39	2,211 84 2,211 84	0 00 0 00

2
0
0
9
Y
E
A
R
E
N
D
S
U
M
M
A
R
Y

CITI GLOBAL IMPACT FUNDING

Account Number 692-72494-14 643

Details of Short Term Gain (Loss) 2009 - continued

Reference number	Quantity	Security Description	Opening Trade Date	Closing Trade Date	Sale Proceeds	Original Cost Adjusted Cost	Original Gain/(Loss) Adjusted Gain/(Loss)	Ordinary Income Capital Gain/(Loss)
125002610	514	BANCO SANTANDER S.A MorganStanley SmithBarney LLC acted as your agent in this transaction	07/10/09	12/17/09	\$ 8,281.35	\$ 5,910.85 \$ 5,910.85	\$ 2,370.50 \$ 2,370.50	\$ 0.00 \$ 0.00
125002630	507	BANK OF AMERICA CORP	12/30/08	05/06/09	6,353.55	6,478.46 6,478.46	(124.91) (124.91)	0.00 0.00
125002640	624	BANK OF AMERICA CORP	12/30/08	05/19/09	7,226.54	7,973.50 7,973.50	(746.96) (746.96)	0.00 0.00
125002650	233	BANK OF AMERICA CORP Morgan Stanley Smith Barney LLC acted as yo ur agent in this transa	12/30/08	06/12/09	3,215.31	2,977.28 2,977.28	238.03 238.03	0.00 0.00
125002660	84	BANK OF AMERICA CORP MorganStanley SmithBarney LLC acted as your agent in this transaction	12/30/08	09/23/09	1,506.16	1,073.36 1,073.36	432.80 432.80	0.00 0.00
125002670	113	BANK OF AMERICA CORP MorganStanley SmithBarney LLC acted as your agent in this transaction	12/30/08	12/17/09	1,683.99	1,443.92 1,443.92	240.07 240.07	0.00 0.00
125002680	169	C R BARD INC NEW JERSEY	12/30/08	03/23/09	12,939.34	13,862.39 13,862.39	(923.05) (923.05)	0.00 0.00
125002690	17	C R BARD INC NEW JERSEY MorganStanley SmithBarney LLC acted as your agent in this transaction	12/30/08	11/17/09	1,389.20	1,394.44 1,394.44	(5.24) (5.24)	0.00 0.00
125002710	188	BAXTER INTL INC Morgan Stanley Smith Barney LLC acted as yo ur agent in this transa	12/30/08	07/29/09	10,452.94	9,841.01 9,841.01	611.93 611.93	0.00 0.00
125002720	5	BAXTER INTL INC MorganStanley SmithBarney LLC acted as your agent in this transaction	12/30/08	09/23/09	286.06	261.73 261.73	24.33 24.33	0.00 0.00
125002730	362	BAXTER INTL INC MorganStanley SmithBarney LLC acted as your agent in this transaction	12/30/08	12/17/09	21,003.24	18,949.18 18,949.18	2,054.06 2,054.06	0.00 0.00

2
0
0
9
Y
E
A
R
E
N
D
S
U
M
M
A
R
Y

Corrected Copy as of 03/31/10
Ref 00009495 00245405

CITI GLOBAL IMPACT FUNDING
Account Number 692-72494-14 643

Details of Short Term Gain (Loss) 2009 - continued

Reference number	Quantity	Security Description	Opening Trade Date	Closing Trade Date	Sale Proceeds	Original Cost Adjusted Cost	Original Gain/(Loss) Adjusted Gain/(Loss)	Ordinary Income Capital Gain/(Loss)
125002740	257	BECKMAN COULTER INC	12/30/08	03/27/09	\$ 13,154.95	\$ 11,147.20 \$ 11,147.20	\$ 2,007.75 \$ 2,007.75	\$ 0.00 \$ 0.00
125002750	61	BECKMAN COULTER INC MorganStanley SmithBarney LLC acted as your agent in this transaction	12/30/08	10/20/09	4,257.08	2,645.83 2,645.83	1,611.25 1,611.25	0.00 0.00
125002760	23	BECKMAN COULTER INC MorganStanley SmithBarney LLC acted as your agent in this transaction	12/30/08	11/17/09	1,534.29	997.61 997.61	536.68 536.68	0.00 0.00
125002770	75	BECKMAN COULTER INC MorganStanley SmithBarney LLC acted as your agent in this transaction	12/30/08	12/17/09	4,948.37	3,253.07 3,253.07	1,695.30 1,695.30	0.00 0.00
125002790	1,000	BED BATH & BEYOND	12/30/08	02/02/09	22,549.87	25,252.30 25,252.30	(2,702.43) (2,702.43)	0.00 0.00
125002800	827	BED BATH & BEYOND	12/30/08	04/08/09	25,735.57	20,883.65 20,883.65	4,851.92 4,851.92	0.00 0.00
125002810	52	BED BATH & BEYOND MorganStanley SmithBarney LLC acted as your agent in this transaction	07/06/09	09/23/09	2,028.72	1,553.14 1,553.14	475.58 475.58	0.00 0.00
125002820	206	BED BATH & BEYOND MorganStanley SmithBarney LLC acted as your agent in this transaction	12/30/08	12/17/09	7,735.51	5,201.97 5,201.97	2,533.54 2,533.54	0.00 0.00
125002830	762	WR BERKLEY CORP	12/30/08	07/30/09	17,771.82	22,933.91 22,933.91	(5,162.09) (5,162.09)	0.00 0.00
	390	Morgan Stanley Smi th Barney LLC acted as yo ur agent in this transa	03/17/09		9,095.81	8,243.90 8,243.90	851.91 851.91	0.00 0.00
	93		04/01/09		2,169.00	2,100.71 2,100.71	68.29 68.29	0.00 0.00
125002840	304	WR BERKLEY CORP Morgan Stanley Smi th Barney LLC acted as yo ur agent in this transa	12/30/08	07/30/09	7,077.21	9,149.49 9,149.49	(2,072.28) (2,072.28)	0.00 0.00

2
0
0
9

Y
E
A
R

E
N
D

S
U
M
M
A
R
Y

Corrected Copy as of 03/31/10
Ref 00009495 00245406

CITI GLOBAL IMPACT FUNDING
Account Number 692-72494-14 643

Details of Short Term Gain/(Loss) 2009 - continued

Reference number	Quantity	Security Description	Opening Trade Date	Closing Trade Date	Sale Proceeds	Original Cost Adjusted Cost	Original Gain/(Loss) Adjusted Gain/(Loss)	Ordinary Income Capital Gain/(Loss)
125002850	46	BERRY PETROLEUM CO CL A Morgan Stanley Smith Barney LLC acted as your agent in this transaction	12/30/08	06/12/09	\$ 1,000.47	\$ 315.49 \$ 315.49	\$ 684.98 \$ 684.98	\$ 0.00 \$ 0.00
125002860	342	BERRY PETROLEUM CO CL A Morgan Stanley Smith Barney LLC acted as your agent in this transaction	12/30/08	07/30/09	8,255.03	2,345.57 2,345.57	5,909.46 5,909.48	0.00 0.00
125002870	15	BERRY PETROLEUM CO CL A Morgan Stanley Smith Barney LLC acted as your agent in this transaction	12/30/08	12/17/09	436.33	102.88 102.88	333.45 333.45	0.00 0.00
125002910	169	BEST BUY INC Morgan Stanley Smith Barney LLC acted as your agent in this transaction	12/30/08	08/24/09	6,090.67	4,631.97 4,631.97	1,458.70 1,458.70	0.00 0.00
125002920	11	BLACK BOX CORP DE Morgan Stanley Smith Barney LLC acted as your agent in this transaction	12/30/08	12/17/09	307.22	257.70 257.70	49.52 49.52	0.00 0.00
125002930	246	BLACKROCK INC	12/30/08	04/20/09	32,847.14	31,086.99 31,086.99	1,760.15 1,760.15	0.00 0.00
125002940	10	BLACKROCK INC	12/30/08	05/19/09	1,411.26	1,263.70 1,263.70	147.56 147.56	0.00 0.00
	4		02/09/09		564.50	475.44 475.44	89.06 89.06	0.00 0.00
125002950	90	BLACKROCK INC Morgan Stanley Smith Barney LLC acted as your agent in this transaction	02/09/09	06/12/09	15,599.01	10,697.35 10,697.35	4,901.66 4,901.66	0.00 0.00
	61		04/01/09		10,572.67	7,919.63 7,919.63	2,653.04 2,653.04	0.00 0.00
125002960	114	H & R BLOCK INC Morgan Stanley Smith Barney LLC acted as your agent in this transaction	12/08/08	11/17/09	2,344.10	2,327.99 2,327.99	16.11 16.11	0.00 0.00
125002980	600	BOEING CO	08/06/08	02/11/09	24,155.44	38,958.54 38,958.54	(14,803.10) (14,803.10)	0.00 0.00
	42		08/08/08		1,690.87	2,866.13 2,866.13	(1,175.26) (1,175.26)	0.00 0.00

2
0
0
9
Y
E
A
R
E
N
D
S
U
M
M
A
R
Y

CITI GLOBAL IMPACT FUNDING
Account Number 692-72494-14 643

Details of Short Term Gain (Loss) 2009 - continued

Reference number	Quantity	Security Description	Opening Trade Date	Closing Trade Date	Sale Proceeds	Original Cost Adjusted Cost	Original Gain/(Loss) Adjusted Gain/(Loss)	Ordinary Income Capital Gain/(Loss)
125002990	56	BOEING CO	08/08/08	05/06/09	\$ 2,462 42	\$ 3,821 50 \$ 3,821 50	(\$ 1,359 08) (\$ 1,359 08)	\$ 0 00 \$ 0 00
125003000	124	BOEING CO	08/08/08	05/19/09	5,574 22	8,461 90 8,461 90	(2,887 68) (2,887 68)	0 00 0 00
125003010	100	BOEING CO Morgan Stanley Smith Barney LLC acted as your agent in this transaction	08/08/08	06/12/09	5,148 06	6,824 11 6,824 11	(1,676 05) (1,676 05)	0 00 0 00
125003050	103	BRAMBLES LTD-AUD Morgan Stanley Smith Barney LLC acted as your agent in this transaction	03/30/09	07/30/09	1,009 40	725 76 725 76	283 64 283 64	0 00 0 00
	283		04/01/09		2,773 40	2,051 75 2,051 75	721 65 721 65	0 00 0 00
125003060	99	BRAMBLES LTD-AUD Morgan Stanley Smith Barney LLC acted as your agent in this transaction	03/30/09	12/17/09	1,089 96	697 57 697 57	392 39 392 39	0 00 0 00
125003070	634	BRISTOL MYERS SQUIBB CO Morgan Stanley Smith Barney LLC acted as your agent in this transaction	07/11/08	06/05/09	12,612 91	13,394 52 13,394 52	(781 61) (781 61)	0 00 0 00
	934		07/22/08		18,581 17	20,229 50 20,229 50	(1,648 33) (1,648 33)	0 00 0 00
	843		08/01/08		16,770 80	17,902 54 17,902 54	(1,131 74) (1,131 74)	0 00 0 00
	320		08/27/08		6,366 14	6,848 22 6,848 22	(482 08) (482 08)	0 00 0 00
	571		09/23/08		11,359 58	11,587 25 11,587 25	(227 67) (227 67)	0 00 0 00
	217		09/24/08		4,317 04	4,449 35 4,449 35	(132 31) (132 31)	0 00 0 00
	814		09/26/08		16,193 87	16,805 36 16,805 36	(611 49) (611 49)	0 00 0 00
	68		04/01/09		1,352 80	1,482 94 1,482 94	(130 14) (130 14)	0 00 0 00
125003130	12	BROADCOM CORP CL A Morgan Stanley Smith Barney LLC acted as your agent in this transaction	08/31/09	09/23/09	369 23	342 00 342 00	27 23 27 23	0 00 0 00
125003170	52	BUFFALO WILD WINGS INC	12/30/08	05/19/09	1,884 43	1,248 64 1,248 64	635 79 635 79	0 00 0 00

2
0
0
9
Y
E
A
R
E
N
D
S
U
M
M
A
R
Y

Corrected Copy as of 03/31/10
Ref 00009495 00245408

CITI GLOBAL IMPACT FUNDING
Account Number 692-72494-14 643

Details of Short Term Gain (Loss) 2009 - continued

Reference number	Quantity	Security Description	Opening Trade Date	Closing Trade Date	Sale Proceeds	Original Cost Adjusted Cost	Original Gain/(Loss) Adjusted Gain/(Loss)	Ordinary Income Capital Gain/(Loss)
125003180	49	BUFFALO WILD WINGS INC Morgan Stanley Smith Barney LLC acted as your agent in this transaction	12/30/08	09/23/09	\$ 2,104 98	\$ 1,176 60 \$ 1,176 60	\$ 928 38 \$ 928 38	\$ 0 00 \$ 0 00
125003190	34	BUFFALO WILD WINGS INC Morgan Stanley Smith Barney LLC acted as your agent in this transaction	12/30/08	11/17/09	1,452 44	816 42 816 42	636 02 636 02	0 00 0 00
125003200	80	BUFFALO WILD WINGS INC Morgan Stanley Smith Barney LLC acted as your agent in this transaction	12/30/08	12/17/09	3,165 51	1,920 98 1,920 98	1,244 53 1,244 53	0 00 0 00
125003210	659	BURGER KING HOLDINGS INC Morgan Stanley Smi	04/07/09	07/01/09	11,453 12	15,433 78 15,433 78	(3,980 66) (3,980 66)	0 00 0 00
	217	th Barney LLC acted as yo ur agent in this transa	04/08/09		3,771 36	5,047 07 5,047 07	(1,275 71) (1,275 71)	0 00 0 00
125003220	38	CRH PLC ADR USD Morgan Stanley Smith Barney LLC acted as your agent in this transaction	05/08/09	12/17/09	993 29	931 02 931 02	62 27 62 27	0 00 0 00
125003230	1,277	CABOT CORP	12/30/08	04/06/09	15,341 92	18,654 67 18,654 67	(3,312 75) (3,312 75)	0 00 0 00
	427		04/01/09		5,129 99	4,678 98 4,678 98	451 01 451 01	0 00 0 00
125003240	940	CABOT OIL & GAS CORP Morgan Stanley Smi th Barney LLC acted as yo ur agent in this transa	12/30/08	07/07/09	26,582 42	23,630 94 23,630 94	2,951 48 2,951 48	0 00 0 00
125003250	244	CABOT OIL & GAS CORP Morgan Stanley Smith Barney LLC acted as your agent in this transaction	12/30/08	10/20/09	9,561 67	6,133 99 6,133 99	3,427 68 3,427 68	0 00 0 00
125003260	4	CABOT OIL & GAS CORP Morgan Stanley Smith Barney LLC acted as your agent in this transaction	12/30/08	11/17/09	161 19	100 56 100 56	60 63 60 63	0 00 0 00
125003300	172	CALPINE CORP NEW	12/30/08	05/19/09	1,998 92	1,109 33 1,109 33	889 59 889 59	0 00 0 00

2
0
0
9
Y
E
A
R
E
N
D
S
U
M
M
A
R
Y

Corrected Copy as of 03/31/10
Ref 00009495 00245409

CITI GLOBAL IMPACT FUNDING
Account Number 692-72494-14 643

Details of Short Term Gain (Loss) 2009 - continued

Reference number	Quantity	Security Description	Opening Trade Date	Closing Trade Date	Sale Proceeds	Original Cost Adjusted Cost	Original Gain/(Loss) Adjusted Gain/(Loss)	Ordinary Income Capital Gain/(Loss)
125003310	2,259	CALPINE CORP NEW	12/30/08	05/28/09	\$ 28,332.33	\$ 14,569.65 \$ 14,569.65	\$ 13,762.68 \$ 13,762.68	\$ 0.00 \$ 0.00
125003320	8	CALPINE CORP NEW MorganStanley SmithBarney LLC acted as your agent in this transaction	12/30/08	09/23/09	91.21	51.60 51.60	39.61 38.81	0.00 0.00
125003330	2,540	CALPINE CORP NEW	12/30/08	11/12/09	27,414.26	16,381.98 16,381.98	11,032.28 11,032.28	0.00 0.00
	164	MorganStanley SmithBarney LLC acted as your agent in this transaction	04/01/09		1,770.06	1,155.87 1,155.87	614.19 614.19	0.00 0.00
125003340	2,344	CAMERON INTERNATIONAL CORP	12/30/08	02/24/09	44,320.34	46,746.39 46,746.39	(2,426.05) (2,426.05)	0.00 0.00
125003350	12	CAMERON INTERNATIONAL CORP MorganStanley SmithBarney LLC acted as your agent in this transaction	12/30/08	09/23/09	462.10	239.32 239.32	222.78 222.78	0.00 0.00
125003360	337	CAMERON INTERNATIONAL CORP MorganStanley SmithBarney LLC acted as your agent in this transaction	12/30/08	10/15/09	13,826.72	6,720.79 6,720.79	7,105.93 7,105.93	0.00 0.00
125003370	81	CAP GEMINI S A-ADR MorganStanley SmithBarney LLC acted as your agent in this transaction	12/30/08	09/23/09	2,162.64	1,563.30 1,563.30	599.34 599.34	0.00 0.00
125003380	31	CAP GEMINI S A-ADR MorganStanley SmithBarney LLC acted as your agent in this transaction	12/30/08	11/17/09	735.61	598.30 598.30	137.31 137.31	0.00 0.00
125003390	96	CAP GEMINI S A-ADR MorganStanley SmithBarney LLC acted as your agent in this transaction	12/30/08	12/17/09	2,159.94	1,852.80 1,852.80	307.14 307.14	0.00 0.00
125003460	869	CELANESE CORPORATION SER A MorganStanley SmithBarney LLC acted as your agent in this transaction	04/06/09	10/07/09	21,896.84	13,266.85 13,266.85	8,629.99 8,629.99	0.00 0.00

2
0
0
9

Y
E
A
R

E
N
D

S
U
M
M
A
R
Y

CITI GLOBAL IMPACT FUNDING
Account Number 692-72494-14 643

Details of Short Term Gain (Loss) 2009 - continued

Reference number	Quantity	Security Description	Opening Trade Date	Closing Trade Date	Sale Proceeds	Original Cost Adjusted Cost	Original Gain/(Loss) Adjusted Gain/(Loss)	Ordinary Income Capital Gain/(Loss)
125003470	76	CELANESE CORPORATION SER A MorganStanley SmithBarney LLC acted as your agent in this transaction	04/06/09	10/20/09	\$ 2,045 10	\$ 1,160 28 \$ 1,160 28	\$ 884 82 \$ 884 82	\$ 0 00 \$ 0 00
125003480	182	CELANESE CORPORATION SER A MorganStanley SmithBarney LLC acted as your agent in this transaction	04/06/09	12/17/09	5,906 10	2,778 56 2,778 56	3,127 54 3,127 54	0 00 0 00
125003490	220	CELESIO AG MorganStanley SmithBarney LLC acted as your agent in this transaction	12/30/08	09/23/09	1,209 96	1,234 20 1,234 20	(24 24) (24 24)	0 00 0 00
125003500	2,548	CELESIO AG MorganStanley SmithBarney LLC acted as your agent in this transaction	12/30/08	10/22/09	13,336 14	14,294 28 14,294 28	(958 14) (958 14)	0 00 0 00
125003520	42	CENTURYTEL INC	12/30/08	05/06/09	1,212 50	1,114 88 1,114 88	97 62 97 62	0 00 0 00
125003530	60	CENTURYTEL INC	12/30/08	05/19/09	1,849 15	1,592 68 1,592 68	256 47 256 47	0 00 0 00
125003540	99	CENTURYTEL INC MorganStanley SmithBarney LLC acted as your agent in this transaction	04/01/09	09/23/09	3,239 46	2,790 71 2,790 71	448 75 448 75	0 00 0 00
125003550	112	CENTURYTEL INC MorganStanley SmithBarney LLC acted as your agent in this transaction	12/30/08	11/17/09	3,896 59	2,973 01 2,973 01	923 58 923 58	0 00 0 00
125003560	250	CENTURYTEL INC MorganStanley SmithBarney LLC acted as your agent in this transaction	12/30/08	12/17/09	8,770 50	6,636 17 6,636.17	2,134 33 2,134 33	0 00 0 00
125003610	28	CHICAGO BRIDGE&IRON NV SHS MorganStanley SmithBarney LLC acted as your agent in this transaction	09/25/09	11/17/09	570 62	501 77 501.77	68 85 68 85	0 00 0 00

2
0
0
9
Y
E
A
R
E
N
D
S
U
M
M
A
R
Y

CITI GLOBAL IMPACT FUNDING
Account Number 692-72494-14 643

Details of Short Term Gain (Loss) 2009 continued

Reference number	Quantity	Security Description	Opening Trade Date	Closing Trade Date	Sale Proceeds	Original Cost Adjusted Cost	Original Gain/(Loss) Adjusted Gain/(Loss)	Ordinary Income Capital Gain/(Loss)
125003620	103	CHICAGO BRIDGE&IRON NV SHS MorganStanley SmithBarney LLC acted as your agent in this transaction	09/25/09	12/17/09	\$ 1,971.57	\$ 1,845.81 \$ 1,845.81	\$ 125.76 \$ 125.76	\$ 0.00 \$ 0.00
125003630	6	CHINA TELECOM CORP LTD SPONSORED ADR REPSTG H SHS MorganStanley SmithBarney LLC acted as your agent	12/30/08	09/23/09	292.61	222.29 222.29	70.32 70.32	0.00 0.00
125003640	49	CHINA TELECOM CORP LTD SPONSORED ADR REPSTG H SHS MorganStanley SmithBarney LLC acted as your agent	12/30/08	12/17/09	2,023.64	1,815.38 1,815.38	208.26 208.26	0.00 0.00
125003650	9935	CHUNGHWA TELECOM LTD ADR MERGER 03/20/09 17133Q304001	12/30/08	03/20/09	18.57	18.33 18.33	24 24	0.00 0.00
125003660	818	CHUNGHWA TELECOM LTD ADR	12/30/08	04/07/09	15,105.29	15,088.36 15,088.36	16.93 16.93	0.00 0.00
125003670	434 384	CHUNGHWA TELECOM LTD ADR Morgan Stanley Smi th Barney LLC acted as yo ur agent in this transa	12/30/08 04/01/09	06/16/09	8,529.48 7,546.83	8,005.31 6,877.06 6,877.06	524.17 669.77 669.77	0.00 0.00 0.00
125003680	847	CINCINNATI FINANCIAL CORP	12/30/08	01/07/09	24,284.79	24,236.65 24,236.65	48.14 48.14	0.00 0.00
125003690	103	CINCINNATI FINANCIAL CORP MorganStanley SmithBarney LLC acted as your agent in this transaction	12/30/08	09/23/09	2,638.82	2,947.31 2,947.31	(308.49) (308.49)	0.00 0.00
125003700	86	CINCINNATI FINANCIAL CORP MorganStanley SmithBarney LLC acted as your agent in this transaction	12/30/08	11/17/09	2,222.18	2,460.86 2,460.86	(238.68) (238.68)	0.00 0.00
125003710	345	CINCINNATI FINANCIAL CORP MorganStanley SmithBarney LLC acted as your agent in this transaction	12/30/08	12/17/09	8,915.78	9,872.07 9,872.07	(956.29) (956.29)	0.00 0.00
125003720	102	CISCO SYS INC MorganStanley SmithBarney LLC acted as your agent in this transaction	05/19/09	09/23/09	2,340.86	1,958.37 1,958.37	382.49 382.49	0.00 0.00

2
0
0
9

Y
E
A
R

E
N
D

S
U
M
M
A
R
Y

Corrected Copy as of 03/31/10
Ref 00009495 00245412

CITI GLOBAL IMPACT FUNDING
Account Number 692-72494-14 643

Details of Short Term Gain (Loss) 2009 - continued

Reference number	Quantity	Security Description	Opening Trade Date	Closing Trade Date	Sale Proceeds	Original Cost Adjusted Cost	Original Gain/(Loss) Adjusted Gain/(Loss)	Ordinary Income Capital Gain/(Loss)
125003730	148	CISCO SYS INC MorganStanley SmithBarney LLC acted as your agent in this transaction	05/19/09	11/17/09	\$ 3,555 16	\$ 2,841.56 \$ 2,841 56	\$ 713 60 \$ 713 60	\$ 0 00 \$ 0 00
125003740	499	CISCO SYS INC MorganStanley SmithBarney LLC acted as your agent in this transaction	05/19/09	12/17/09	11 593 02	9,580 65 9,680 65	2,012 37 2,012 37	0 00 0 00
125003750	117	CLEAN HARBORS INC Morgan Stanley Smi th Barney LLC acted as yo ur agent in this transa	01/23/09	07/30/09	5,830 70	6,154 79 6,164 79	(324 09) (324 09)	0 00 0 00
125003760	133	CLEAN HARBORS INC MorganStanley SmithBarney LLC acted as your agent in this transaction	01/23/09	09/24/09	7,840 77	6,996 46 6,996 46	844 31 844 31	0 00 0 00
	97		04/01/09		5,718 46	4,661 94 4,661 94	1,056 52 1,056 52	0 00 0 00
125003770	331	COACH INC	06/03/08	05/06/09	8,474 37	11,809 98 11,809 98	(3,335 61) (3,335 61)	0 00 0 00
125003780	369	COACH INC	06/03/08	05/19/09	9,350 95	13,165 81 13,165 81	(3,814 86) (3,814 86)	0 00 0 00
125003790	1,039	COACH INC Morgan Stanley Smi th Barney LLC acted as yo ur agent in this transa	06/03/08	06/03/09	28,690 21	37,071 21 37,071 21	(8,381 00) (8,381 00)	0 00 0 00
125003830	42	COGNIZANT TECH SOLUTIONS CL A MorganStanley SmithBarney LLC acted as your agent in this transaction	01/22/09	09/23/09	1,640 90	779 02 779 02	861 88 861 88	0 00 0 00
125003840	252	COGNIZANT TECH SOLUTIONS CL A MorganStanley SmithBarney LLC acted as your agent in this transaction	01/22/09	10/20/09	10 294 33	4 674 09 4,674 09	5,620 24 5,620 24	0 00 0 00
125003850	126	COGNIZANT TECH SOLUTIONS CL A MorganStanley SmithBarney LLC acted as your agent in this transaction	01/22/09	11/17/09	5,754 89	2,337 05 2,337 05	3,417 84 3,417 84	0 00 0 00

2
0
0
9
Y
E
A
R
E
N
D
S
U
M
M
A
R
Y

Reserved
Client Statement
2009 Year End Summary

CITI GLOBAL IMPACT FUNDING
Account Number 692-72494-14 643

Details of Short Term Gain (Loss) 2009 *continued*

Reference number	Quantity	Security Description	Opening Trade Date	Closing Trade Date	Sale Proceeds	Original Cost Adjusted Cost	Original Gain/(Loss) Adjusted Gain/(Loss)	Ordinary Income Capital Gain/(Loss)
125003860	61	COGNIZANT TECH SOLUTIONS CL A MorganStanley SmithBarney LLC	01/22/09	12/09/09	\$ 2,674.74	\$ 1,131.43	\$ 1,543.31	\$ 0.00
	222	acted as your agent in this transaction	01/26/09		9,734.29	4,319.68	5,414.61	0.00
125003870	168	COGNIZANT TECH SOLUTIONS CL A MorganStanley SmithBarney LLC acted as your agent in this transaction	01/26/09	12/17/09	7,358.55	3,268.94	4,089.61	0.00
125003920	212	COMMSCOPE INC MorganStanley SmithBarney LLC acted as your agent in this transaction	05/01/09	10/05/09	5,868.11	5,340.17	527.94	0.00
125003930	32	COMMSCOPE INC MorganStanley SmithBarney LLC acted as your agent in this transaction	05/01/09	10/20/09	977.25	806.06	171.19	0.00
125003940	410	COMMSCOPE INC MorganStanley SmithBarney LLC acted as your agent in this transaction	05/01/09	10/22/09	11,912.49	10,327.70	1,584.79	0.00
125003950	70	COMMVAULT SYSTEMS INC MorganStanley SmithBarney LLC acted as your agent in this transaction	12/30/08	09/23/09	1,420.26	888.38	531.88	0.00
125003960	112	COMMVAULT SYSTEMS INC MorganStanley SmithBarney LLC acted as your agent in this transaction	12/30/08	12/17/09	2,517.97	1,421.40	1,096.57	0.00
125003970	2,877	COMPASS GROUP PLC ADR NEW	12/30/08	02/09/09	15,313.32	14,097.30	1,216.02	0.00
125003980	52	COMPUTER SCIENCES CORP MorganStanley SmithBarney LLC acted as your agent in this transaction	12/30/08	09/23/09	2,704.06	1,737.73	966.33	0.00
125003990	62	COMPUTER SCIENCES CORP MorganStanley SmithBarney LLC acted as your agent in this transaction	12/30/08	11/17/09	3,410.53	2,071.90	1,338.63	0.00

2
0
0
9

Y
E
A
R

E
N
D

S
U
M
M
A
R
Y

Corrected Copy as of 03/31/10
Ref 00009495 00245414

CITI GLOBAL IMPACT FUNDING
Account Number 692-72494-14 643

Details of Short Term Gain (Loss) 2009 - continued

Reference number	Quantity	Security Description	Opening Trade Date	Closing Trade Date	Sale Proceeds	Original Cost Adjusted Cost	Original Gain/(Loss) Adjusted Gain/(Loss)	Ordinary Income Capital Gain/(Loss)
125004000	297	COMPUTER SCIENCES CORP MorganStanley SmithBarney LLC acted as your agent in this transaction	12/30/08	12/17/09	\$ 16,572.76	\$ 9,925.09 \$ 9,925.09	\$ 6,647.67 \$ 6,647.67	\$ 0.00 \$ 0.00
125004010	186	COMTECH TELECOMMUNICATIONS CORP Morgan Stanley Smi th Barney LLC acted as yo	12/30/08	07/30/09	5,983.06	8,327.89 8,327.89	(2,344.83) (2,344.83)	0.00 0.00
125004020	31	COMTECH TELECOMMUNICATIONS CORP MorganStanley SmithBarney LLC acted as your agent	12/30/08	12/17/09	1,055.55	1,387.98 1,387.98	(332.43) (332.43)	0.00 0.00
125004030	52	CONAGRA FOODS INC Morgan Stanley Smi th Barney LLC acted as yo ur agent in this transa	12/30/08	06/12/09	1,012.02	838.22 838.22	173.80 173.80	0.00 0.00
125004040	191	CONAGRA FOODS INC MorganStanley SmithBarney LLC acted as your agent in this transaction	12/30/08	09/23/09	4,207.91	3,078.84 3,078.84	1,129.07 1,129.07	0.00 0.00
125004050	176	CONAGRA FOODS INC MorganStanley SmithBarney LLC acted as your agent in this transaction	12/30/08	11/17/09	3,937.71	2,837.05 2,837.05	1,100.66 1,100.66	0.00 0.00
125004060	842	CONAGRA FOODS INC MorganStanley SmithBarney LLC acted as your agent in this transaction	12/30/08	12/17/09	18,668.34	13,572.70 13,572.70	5,095.64 5,095.64	0.00 0.00
125004120	679	CONSOL ENERGY INC	12/30/08	04/17/09	18,047.15	18,766.20 18,766.20	(719.05) (719.05)	0.00 0.00
	132			04/01/09	3,508.43	3,427.68 3,427.68	80.75 80.75	0.00 0.00
125004130	44	CONTINENTAL RESOURCES INC	12/30/08	05/06/09	1,310.58	887.41 887.41	423.17 423.17	0.00 0.00
125004140	75	CONTINENTAL RESOURCES INC MorganStanley SmithBarney LLC acted as your agent in this transaction	12/30/08	09/23/09	3,187.60	1,512.63 1,512.63	1,674.97 1,674.97	0.00 0.00

2
0
0
9
Y
E
A
R
E
N
D
S
U
M
M
A
R
Y

CITI GLOBAL IMPACT FUNDING
Account Number 692-72494-14 643

Details of Short Term Gain (Loss) 2009 - continued

Reference number	Quantity	Security Description	Opening Trade Date	Closing Trade Date	Sale Proceeds	Original Cost Adjusted Cost	Original Gain/(Loss) Adjusted Gain/(Loss)	Ordinary Income Capital Gain/(Loss)
125004150	895	CONTINENTAL RESOURCES INC MorganStanley SmithBarney LLC acted as your agent in this transaction	12/30/08	10/16/09	\$ 38,329.71	\$ 18,050.72 \$ 18,050.72	\$ 20,278.99 \$ 20,278.99	\$ 0.00 \$ 0.00
125004160	10	CONTINENTAL RESOURCES INC MorganStanley SmithBarney LLC acted as your agent in this transaction	12/30/08	11/17/09	388.19	201.68 201.68	186.51 186.51	0.00 0.00
125004170	131	CONTINENTAL RESOURCES INC MorganStanley SmithBarney LLC acted as your agent in this transaction	12/30/08	12/17/09	5,450.24	2,642.06 2,642.06	2,808.18 2,808.18	0.00 0.00
125004180	66	COOPER COS INC NEW	12/30/08	05/19/09	1,845.31	1,053.27 1,053.27	792.04 792.04	0.00 0.00
125004190	191	COOPER COS INC NEW Morgan Stanley SmithBarney LLC acted as your agent in this transaction	12/30/08	07/30/09	5,299.10	3,048.09 3,048.09	2,251.01 2,251.01	0.00 0.00
125004200	9	COOPER COS INC NEW MorganStanley SmithBarney LLC acted as your agent in this transaction	12/30/08	11/17/09	285.38	143.63 143.63	141.75 141.75	0.00 0.00
125004210	68	CORNING INC MorganStanley SmithBarney LLC acted as your agent in this transaction	05/27/09	11/17/09	1,150.53	1,015.64 1,015.64	134.89 134.89	0.00 0.00
125004220	1,061	CORNING INC MorganStanley SmithBarney LLC acted as your agent in this transaction	05/27/09	12/17/09	19,674.36	15,846.99 15,846.99	3,827.37 3,827.37	0.00 0.00
125004230	717	CROWN HOLDINGS INC (HOLDING COMPANY)	12/30/08	04/07/09	15,809.44	13,394.71 13,394.71	2,414.73 2,414.73	0.00 0.00
125004240	717	CROWN HOLDINGS INC (HOLDING COMPANY)	12/30/08	04/15/09	15,900.86	13,394.71 13,394.71	2,506.15 2,506.15	0.00 0.00
125004250	84	CROWN HOLDINGS INC (HOLDING COMPANY) MorganStanley SmithBarney LLC acted as your agent	12/30/08	09/23/09	2,209.56	1,569.25 1,569.25	640.31 640.31	0.00 0.00

2
0
0
9

Y
E
A
R

E
N
D

S
U
M
M
A
R
Y

CITI GLOBAL IMPACT FUNDING
Account Number 692-72494-14 643

Details of Short Term Gain (Loss) 2009 - continued

Reference number	Quantity	Security Description	Opening Trade Date	Closing Trade Date	Sale Proceeds	Original Cost Adjusted Cost	Original Gain/(Loss) Adjusted Gain/(Loss)	Ordinary Income Capital Gain/(Loss)
125004260	1,175	CROWN HOLDINGS INC (HOLDING COMPANY) MorganStanley SmithBarney LLC acted as your agent	12/30/08	11/12/09	\$ 30,881 02	\$ 21,950 88 \$ 21,950 88	\$ 8,930 14 \$ 8,930.14	\$ 0 00 \$ 0 00
125004270	705	CROWN HOLDINGS INC (HOLDING COMPANY) MorganStanley SmithBarney LLC acted as your agent	12/30/08	11/19/09	18,055 29	13,170 53 13,170 53	4,884 76 4,884 76	0 00 0 00
125004280	49	CROWN HOLDINGS INC (HOLDING COMPANY) MorganStanley SmithBarney LLC acted as your agent	12/30/08	12/17/09	1,242 60	915 40 915 40	327 20 327 20	0.00 0 00
125004290	1,947 1,902	CUMMINS INC	07/23/08 12/30/08	01/09/09	54,426 71 53,168 78	138,788 39 47,807 34 47,807 34	(84,361 68) 5,361 44 5,361 44	0 00 0 00 0 00
125004300	537	CYBERSOURCE CORP Morgan Stanley Smith Barney LLC acted as your agent in this transaction	12/30/08	07/30/09	9 331 72	6,014 08 6,014 08	3,317 64 3,317 64	0 00 0 00
125004310	103	CYBERSOURCE CORP MorganStanley SmithBarney LLC acted as your agent in this transaction	12/30/08	12/17/09	1,867 70	1,153 54 1,153 54	714 16 714 16	0 00 0 00
125004320	44	CYMER INC	12/30/08	05/06/09	1,220 52	938 12 938 12	282 40 282 40	0 00 0 00
125004330	69	CYMER INC	12/30/08	05/19/09	1,920 22	1,471 15 1,471 15	449 07 449 07	0 00 0 00
125004340	182	CYMER INC Morgan Stanley Smith Barney LLC acted as your agent in this transaction	04/01/09	07/30/09	6 206 93	4 054 23 4,054.23	2,152 70 2,152 70	0 00 0 00
125004350	11	CYMER INC MorganStanley SmithBarney LLC acted as your agent in this transaction	12/30/08	09/23/09	418 86	234 53 234 53	184 33 184 33	0 00 0 00

2
0
0
9
Y
E
A
R
E
N
D
S
U
M
M
A
R
Y

CITI GLOBAL IMPACT FUNDING
Account Number 692-72494-14 643

Details of Short Term Gain (Loss) 2009 *continued*

Reference number	Quantity	Security Description	Opening Trade Date	Closing Trade Date	Sale Proceeds	Original Cost Adjusted Cost	Original Gain/(Loss) Adjusted Gain/(Loss)	Ordinary Income Capital Gain/(Loss)
125004360	42	CYMER INC Morgan Stanley Smith Barney LLC acted as your agent in this transaction	12/30/08	11/17/09	\$ 1,520.36	\$ 895.48 \$ 895.48	\$ 624.88 \$ 624.88	\$ 0.00 \$ 0.00
125004370	35	CYMER INC Morgan Stanley Smith Barney LLC acted as your agent in this transaction	12/30/08	12/17/09	1,297.76	746.24 746.24	551.52 551.52	0.00 0.00
125004380	1,786	DBS GROUP HLDG LTD SP ADR SALE OF RTS ON 1786 0000 SHS RECORD 01/29/09 PAY 02/05/09	01/29/09	01/29/09	6,971.63	.01 .01	6,971.62 6,971.62	0.00 0.00
125004440	79	DG FASTCHANNEL INC Morgan Stanley Smith Barney LLC acted as your agent in this transaction	12/30/08	11/17/09	2,173.23	928.15 928.15	1,245.08 1,245.08	0.00 0.00
125004450	49	DG FASTCHANNEL INC Morgan Stanley Smith Barney LLC acted as your agent in this transaction	12/30/08	12/17/09	1,344.52	575.69 575.69	768.83 768.83	0.00 0.00
125004460	62	DTE ENERGY COMPANY	12/30/08	05/19/09	1,870.74	2,198.51 2,198.51	(327.77) (327.77)	0.00 0.00
125004470	33	DTE ENERGY COMPANY Morgan Stanley Smith Barney LLC acted as your agent in this transaction	12/30/08	06/12/09	1,057.75	1,170.18 1,170.18	(112.43) (112.43)	0.00 0.00
125004480	105	DTE ENERGY COMPANY Morgan Stanley Smith Barney LLC acted as your agent in this transaction	12/30/08	09/23/09	3,707.87	3,723.29 3,723.29	(15.42) (15.42)	0.00 0.00
125004490	52	DTE ENERGY COMPANY Morgan Stanley Smith Barney LLC acted as your agent in this transaction	12/30/08	11/17/09	2,090.34	1,843.91 1,843.91	246.43 246.43	0.00 0.00
125004500	199	DTE ENERGY COMPANY Morgan Stanley Smith Barney LLC acted as your agent in this transaction	12/30/08	12/17/09	8,467.63	7,056.52 7,056.52	1,411.11 1,411.11	0.00 0.00

2
0
0
9

Y
E
A
R

E
N
D

S
U
M
M
A
R
Y

Reserved
Client Statement
2009 Year End Summary

CITI GLOBAL IMPACT FUNDING
Account Number 692-72494-14 643

Details of Short Term Gain (Loss) 2009 - continued

Reference number	Quantity	Security Description	Opening Trade Date	Closing Trade Date	Sale Proceeds	Original Cost Adjusted Cost	Original Gain/(Loss) Adjusted Gain/(Loss)	Ordinary Income Capital Gain/(Loss)
125004510	29	DASSAULT SYSTEMS SA ADR	12/30/08	05/06/09	\$ 1,221.15	\$ 1,283.25 \$ 1,283.25	(\$ 62.10) (\$ 62.10)	\$ 0.00 \$ 0.00
125004520	44	DASSAULT SYSTEMS SA ADR	12/30/08	05/19/09	1,901.19	1,947.00 1,947.00	(45.81) (45.81)	0.00 0.00
125004530	22	DASSAULT SYSTEMS SA ADR Morgan Stanley Smith Barney LLC acted as your agent in this transaction	12/30/08	06/12/09	1,019.01	973.50 973.50	45.51 45.51	0.00 0.00
125004540	22	DASSAULT SYSTEMS SA ADR Morgan Stanley Smith Barney LLC acted as your agent in this transaction	12/30/08	09/23/09	1,283.66	973.50 973.50	310.16 310.16	0.00 0.00
125004550	21	DASSAULT SYSTEMS SA ADR Morgan Stanley Smith Barney LLC acted as your agent in this transaction	12/30/08	11/17/09	1,226.36	929.25 929.25	297.11 297.11	0.00 0.00
125004560	102	DASSAULT SYSTEMS SA ADR Morgan Stanley Smith Barney LLC acted as your agent in this transaction	12/30/08	12/17/08	5,693.60	4,513.50 4,513.50	1,180.10 1,180.10	0.00 0.00
125004570	575	DAVITA INC	12/30/08	05/06/09	26,251.35	27,939.25 27,939.25	(1,687.90) (1,687.90)	0.00 0.00
	77		01/23/09		3,515.40	3,629.01 3,629.01	(113.61) (113.61)	0.00 0.00
	99		04/01/09		4,519.79	4,375.50 4,375.50	144.29 144.29	0.00 0.00
125004580	258	DEERE & CO	12/30/08	03/23/09	8,496.51	9,618.21 9,618.21	(1,121.70) (1,121.70)	0.00 0.00
125004590	132	DEERE & CO	12/30/08	05/06/09	6,237.36	4,920.95 4,920.95	1,316.41 1,316.41	0.00 0.00
125004600	85	DEERE & CO	12/30/08	05/19/09	3,755.63	3,168.79 3,168.79	586.84 586.84	0.00 0.00
125004610	45	DEERE & CO Morgan Stanley Smith Barney LLC acted as your agent in this transaction	12/30/08	06/12/09	2,006.69	1,677.60 1,677.60	329.09 329.09	0.00 0.00

2
0
9

Y
E
A
R

E
N
D

S
U
M
M
A
R
Y

CITI GLOBAL IMPACT FUNDING
Account Number 692-72494-14 643

Details of Short Term Gain (Loss) 2009 - continued

Reference number	Quantity	Security Description	Opening Trade Date	Closing Trade Date	Sale Proceeds	Original Cost Adjusted Cost	Original Gain/(Loss) Adjusted Gain/(Loss)	Ordinary Income Capital Gain/(Loss)
125004620	5	DEERE & CO MorganStanley SmithBarney LLC acted as your agent in this transaction	12/30/08	09/23/09	\$ 228 54	\$ 186 40 \$ 186 40	\$ 42 14 \$ 42 14	\$ 0 00 \$ 0 00
125004630	63	DEERE & CO MorganStanley SmithBarney LLC acted as your agent in this transaction	12/30/08	11/17/09	3,085 66	2,348 63 2,348 63	737 03 737 03	0 00 0 00
125004640	532	DEERE & CO MorganStanley SmithBarney LLC acted as your agent in this transaction	12/30/08	12/17/09	28,830 40	19,832 91 19,832 91	8,997 49 8,997 49	0 00 0 00
125004720	889	DELL INC MorganStanley SmithBarney LLC acted as your agent in this transaction	04/01/09	12/11/09	11,691 65	8,317 48 8,317 48	3,374 17 3,374 17	0 00 0 00
125004730	929 372	DENBURY RES INC NEW (HOLDING COMPANY)	12/30/08	04/07/09	14,585 01	9,553 28 9,553 28	5 031 73 6,031 73	0 00 0 00
			04/01/09		5,840 29	5 802 83 5,802 83	37 46 37 46	0 00 0 00
125004740	12	DENBURY RES INC NEW (HOLDING COMPANY) MorganStanley SmithBarney LLC acted as your agent	04/13/09	09/23/09	183 23	197 39 187 39	(14 16) (14 16)	0 00 0 00
125004750	81	DENBURY RES INC NEW (HOLDING COMPANY) MorganStanley SmithBarney LLC acted as your agent	04/13/09	10/20/09	1,320 26	1,332 39 1,332 39	(12 13) (12 13)	0 00 0 00
125004760	139	DEUTSCHE POST MorganStanley SmithBarney LLC acted as your agent in this transaction	03/19/09	12/17/09	2,645 10	1,487 24 1,487 24	1,157 86 1,157 86	0 00 0 00
125004770	69	DIAGEO PLC SPON ADR-NEW	12/30/08	05/19/09	3,729 42	3,837 43 3,837 43	(108 01) (108 01)	0 00 0 00
125004780	18	DIAGEO PLC SPON ADR-NEW Morgan Stanley Smit h Barney LLC acted as yo ur agent in this transa	12/30/08	06/12/09	1 006 89	1,001 07 1,001 07	5 82 5 82	0 00 0 00

2
0
0
9
Y
E
A
R
E
N
D
S
U
M
M
A
R
Y

Corrected Copy as of 03/31/10
Ref 00009495 00245420

CITI GLOBAL IMPACT FUNDING
Account Number 692-72494-14 643

Details of Short Term Gain (Loss) 2009 - continued

Reference number	Quantity	Security Description	Opening Trade Date	Closing Trade Date	Sale Proceeds	Original Cost Adjusted Cost	Original Gain/(Loss) Adjusted Gain/(Loss)	Ordinary Income Capital Gain/(Loss)
125004790	73	DIAGEO PLC SPON ADR-NEW MorganStanley SmithBarney LLC acted as your agent in this transaction	12/30/08	09/23/09	\$ 4,647 86	\$ 4,059 89 \$ 4,059 89	\$ 587 97 \$ 587 97	\$ 0 00 \$ 0 00
125004800	142	DIAGEO PLC SPON ADR-NEW MorganStanley SmithBarney LLC acted as your agent in this transaction	12/30/08	11/17/09	9,831 82	7,897 32 7,897 32	1,934 50 1,934 50	0 00 0 00
125004810	393	DIAGEO PLC SPON ADR-NEW MorganStanley SmithBarney LLC acted as your agent in this transaction	12/30/08	12/17/09	26,603 25	21,856 65 21,856 65	4,746 60 4,746 60	0 00 0 00
125004820	31	DIGITAL RIVER INC	12/30/08	05/06/09	1,216 71	727 35 727 35	489 36 489 36	0 00 0 00
125004830	50	DIGITAL RIVER INC	12/30/08	05/19/09	1,873 95	1,173 14 1,173 14	700 81 700 81	0 00 0 00
125004840	26	DIGITAL RIVER INC Morgan Stanley Smi th Barney LLC acted as yo ur agent in this transa	12/30/08	06/12/09	1,037 63	610 03 610 03	427 60 427 60	0 00 0 00
125004850	21	DIGITAL RIVER INC	12/30/08	07/30/09	755 02	492 72 492 72	262 30 262 30	0 00 0 00
	147	Morgan Stanley Smi th Barney LLC acted as yo ur agent in this transa	04/01/09		5,285 17	4,359 14 4,359 14	926 03 926 03	0 00 0 00
125004860	20	DIGITAL RIVER INC MorganStanley SmithBarney LLC acted as your agent in this transaction	12/30/08	09/23/09	777 38	469 26 469 26	308 12 308 12	0 00 0 00
125004870	363	DIODES INC Morgan Stanley Smi th Barney LLC acted as yo ur agent in this transa	12/30/08	07/30/09	6,650 52	2,060 90 2,060 90	4,589 62 4,589 62	0 00 0 00
125004880	6	DIODES INC MorganStanley SmithBarney LLC acted as your agent in this transaction	12/30/08	09/23/09	119 63	34 06 34 06	85 57 85 57	0 00 0 00

2
0
0
9
Y
E
A
R
E
N
D
S
U
M
M
A
R
Y

CITI GLOBAL IMPACT FUNDING
Account Number 692-72494-14 643

Details of Short Term Gain (Loss) 2009 *continued*

Reference number	Quantity	Security Description	Opening Trade Date	Closing Trade Date	Sale Proceeds	Original Cost Adjusted Cost	Original Gain/(Loss) Adjusted Gain/(Loss)	Ordinary Income Capital Gain/(Loss)
125004890	118	DIODES INC MorganStanley SmithBarney LLC acted as your agent in this transaction	12/30/08	12/17/09	\$ 2,378 46	\$ 669 93 \$ 669.93	\$ 1,708 53 \$ 1,708 53	\$ 0 00 \$ 0 00
125004900	83	DOLLAR TREE INC MorganStanley SmithBarney LLC acted as your agent in this transaction	12/30/08	12/17/09	4,008 62	3,372 79 3,372 79	636 83 636 83	0 00 0 00
125004910	170	DOMINION RESOURCES INC VA NEW MorganStanley SmithBarney LLC acted as your agent in this transaction	12/30/08	05/26/09	5,356 90	5,959 32 5,959.32	(602 42) (602 42)	0 00 0 00
125004920	65	DOMINION RESOURCES INC VA NEW MorganStanley SmithBarney LLC acted as your agent in this transaction	12/30/08	09/23/09	2,236 12	2,278 56 2,278 56	(42 44) (42 44)	0 00 0 00
125004930	160	DOMINION RESOURCES INC VA NEW MorganStanley SmithBarney LLC acted as your agent in this transaction	12/30/08	11/17/09	5,942 70	5,608 77 6,608 77	333 93 333 93	0 00 0 00
125004940	901	DOMINION RESOURCES INC VA NEW MorganStanley SmithBarney LLC acted as your agent in this transaction	12/30/08	12/17/09	35 076 37	31,584 37 31,584 37	3,492 00 3,492 00	0 00 0 00
125004950	112	DUKE REALTY CORP Morgan Stanley SmithBarney LLC acted as your agent in this transaction	12/30/08	06/12/09	1,066 22	1,110 39 1,110 39	(44 17) (44.17)	0 00 0 00
125004960	243	DUKE REALTY CORP MorganStanley SmithBarney LLC acted as your agent in this transaction	12/30/08	09/23/09	2,889 80	2,398 29 2,398 29	491 51 491 51	0 00 0 00
125004970	344	DUKE REALTY CORP MorganStanley SmithBarney LLC acted as your agent in this transaction.	12/30/08	11/17/09	3,864 40	3,379 72 3,378 72	484 68 484 68	0 00 0 00
125004980	879	DUKE REALTY CORP MorganStanley SmithBarney LLC acted as your agent in this transaction	12/30/08	12/17/09	10,331 06	8,635 93 8,635 93	1,695 13 1,695 13	0 00 0 00

2
0
0
9
Y
E
A
R
E
N
D
S
U
M
M
A
R
Y

Corrected Copy as of 03/31/10
Ref 00009495 00245422

CITI GLOBAL IMPACT FUNDING
Account Number 692-72494-14 643

Details of Short Term Gain/(Loss) 2009 - continued

Reference number	Quantity	Security Description	Opening Trade Date	Closing Trade Date	Sale Proceeds	Original Cost Adjusted Cost	Original Gain/(Loss) Adjusted Gain/(Loss)	Ordinary Income Capital Gain/(Loss)
125005060	13	ENSCO INTERNATIONAL INC MorganStanley SmithBarney LLC acted as your agent in this transaction	05/13/09	09/23/09	\$ 551 44	\$ 401 39 \$ 401.39	\$ 150 05 \$ 150 05	\$ 0 00 \$ 0 00
125005070	373	ENSCO INTERNATIONAL INC MorganStanley SmithBarney LLC acted as your agent in this transaction.	05/13/09	11/09/09	17,728 94	11,516 94 11,516.94	6,212 00 6,212 00	0 00 0 00
125005080	29	ENSCO INTERNATIONAL INC MorganStanley SmithBarney LLC acted as your agent in this transaction	05/13/09	12/17/09	1,211 00	895 42 895 42	315 58 315 58	0 00 0 00
125005090	655	ENSCO INTERNATIONAL INC	05/13/09	12/23/09	27,627 90	20,224 11 20,224 11	7,403 79 7,403 79	0 00 0 00
	437		06/04/09		18,432 66	17,177 25 17,177 25	1,255 41 1,255 41	0 00 0 00
	264		12/21/09		11,135 52	11,278 61 11,278 61	(143 09) (143 09)	0 00 0 00
125005120	7	EOG RESOURCES INC MorganStanley SmithBarney LLC acted as your agent in this transaction	09/16/09	09/23/09	581 86	578 10 578 10	3 76 3 76	0 00 0 00
125005130	33	EOG RESOURCES INC MorganStanley SmithBarney LLC acted as your agent in this transaction	09/16/09	11/17/09	2,946 16	2,725 35 2,725 35	220 81 220 81	0 00 0 00
125005140	189	EOG RESOURCES INC MorganStanley SmithBarney LLC acted as your agent in this transaction	09/16/09	12/17/09	17,542 27	15,608 81 15,608 81	1,933 46 1,933 46	0 00 0 00
125005150	56	E ON AG SPONS ADR	12/30/08	05/19/09	1,882 11	2,248 96 2,248 96	(366 85) (366 85)	0 00 0 00
125005160	50	E ON AG SPONS ADR MorganStanley SmithBarney LLC acted as your agent in this transaction	12/30/08	09/23/09	2,123 44	2,008 00 2,008 00	115 44 115 44	0 00 0 00

2
0
0
9
Y
E
A
R
E
N
D
S
U
M
M
A
R
Y

Corrected Copy as of 03/31/10
Ref 00009495 00245423

CITI GLOBAL IMPACT FUNDING
Account Number 692-72494-14 643

Details of Short Term Gain (Loss) 2009 - continued

Reference number	Quantity	Security Description	Opening Trade Date	Closing Trade Date	Sale Proceeds	Original Cost Adjusted Cost	Original Gain/(Loss) Adjusted Gain/(Loss)	Ordinary Income Capital Gain/(Loss)
125005170	54	E ON AG SPONS ADR MorganStanley SmithBarney LLC acted as your agent in this transaction	12/30/08	11/17/09	\$ 2,154 54	\$ 2,168 64 \$ 2,168.64	(\$ 14 10) (\$ 14.10)	\$ 0 00 \$ 0 00
125005180	222	E ON AG SPONS ADR MorganStanley SmithBarney LLC acted as your agent in this transaction	12/30/08	12/17/09	8,857 57	8,915 52 8,915 52	(57 95) (57 95)	0 00 0 00
125005190	341	EAST WEST BANCORP INC MorganStanley SmithBarney LLC acted as your agent in this transaction	11/10/09	12/17/09	5,060 78	4,463 49 4,463 49	597 29 597 29	0 00 0 00
125005200	112	EATON CORP MorganStanley SmithBarney LLC acted as your agent in this transaction	11/25/09	12/17/09	7,188 29	7,304 64 7,304 64	(116 35) (116 35)	0 00 0 00
125005210	69	EBAY INC MorganStanley SmithBarney LLC acted as your agent in this transaction	08/24/09	09/23/09	1,658 21	1,530 59 1,530 59	127 62 127 62	0 00 0 00
125005220	14	EBAY INC MorganStanley SmithBarney LLC acted as your agent in this transaction	08/24/09	11/17/09	328 99	310 55 310 55	18 44 18 44	0 00 0 00
125005230	244	EBAY INC MorganStanley SmithBarney LLC acted as your agent in this transaction	08/24/09	12/17/09	5,553 78	5,412 53 5,412 53	141 25 141 25	0 00 0 00
125005240	19	ECLIPSYS CORP MorganStanley SmithBarney LLC acted as your agent in this transaction	09/23/09	11/17/09	383 22	389 40 389 40	(6 18) (6 18)	0 00 0 00
125005250	283	ECLIPSYS CORP MorganStanley SmithBarney LLC acted as your agent in this transaction	09/23/09	12/17/09	5,264 08	5,799 97 5,799 97	(535 89) (535 89)	0 00 0 00

2
0
0
9

Y
E
A
R

E
N
D

S
U
M
M
A
R
Y

CITI GLOBAL IMPACT FUNDING
Account Number 692-72494-14 643

Details of Short Term Gain (Loss) 2009 - continued

Reference number	Quantity	Security Description	Opening Trade Date	Closing Trade Date	Sale Proceeds	Original Cost Adjusted Cost	Original Gain/(Loss) Adjusted Gain/(Loss)	Ordinary Income Capital Gain/(Loss)
125005260	109	ECOLAB INC Morgan Stanley Smith Barney LLC acted as your agent in this transaction	04/01/09	07/30/09	\$ 4,522.85	\$ 3,788.62 \$ 3,788.62	\$ 734.23 \$ 734.23	\$ 0.00 \$ 0.00
125005270	7	ECOLAB INC Morgan Stanley Smith Barney LLC acted as your agent in this transaction	12/30/08	09/23/09	323.11	239.54 239.54	83.57 83.57	0.00 0.00
125005280	5	ECOLAB INC Morgan Stanley Smith Barney LLC acted as your agent in this transaction	12/30/08	11/17/09	230.99	171.10 171.10	59.89 59.89	0.00 0.00
125005290	28	ECOLAB INC Morgan Stanley Smith Barney LLC acted as your agent in this transaction	12/30/08	12/17/09	1,254.92	958.16 958.16	296.76 296.76	0.00 0.00
125005300	2,546 121	EDISON INTERNATIONAL	12/30/08 04/01/09	04/13/09	71,166.50 3,382.23	79,425.27 3,485.89 3,485.89	(8,258.77) (103.66) (103.66)	0.00 0.00 0.00
125005310	2	EDUCATION MANAGEMENT CORP Morgan Stanley Smith Barney LLC acted as your agent in this transaction	10/05/09	11/17/09	42.41	45.53 45.53	(3.12) (3.12)	0.00 0.00
125005320	114	EDUCATION MANAGEMENT CORP Morgan Stanley Smith Barney LLC acted as your agent in this transaction	10/05/09	12/17/09	2,407.33	2,595.12 2,595.12	(187.79) (187.79)	0.00 0.00
125005330	256	EDWARDS LIFESCIENCES CORP	12/30/08	04/07/09	14,746.24	13,889.59 13,889.59	856.65 856.65	0.00 0.00
125005340	12	EDWARDS LIFESCIENCES CORP Morgan Stanley Smith Barney LLC acted as your agent in this transaction	12/30/08	11/17/09	974.13	651.07 651.07	323.06 323.06	0.00 0.00
125005350	53	EDWARDS LIFESCIENCES CORP Morgan Stanley Smith Barney LLC acted as your agent in this transaction	12/30/08	12/17/09	4,496.93	2,875.58 2,875.58	1,621.35 1,621.35	0.00 0.00

2
0
0
9
Y
E
A
R
E
N
D
S
U
M
M
A
R
Y

Corrected Copy as of 03/31/10
Ref 00009495 00245425

CITI GLOBAL IMPACT FUNDING
Account Number 692-72494-14 643

Details of Short Term Gain (Loss) 2009 - continued

Reference number	Quantity	Security Description	Opening Trade Date	Closing Trade Date	Sale Proceeds	Original Cost Adjusted Cost	Original Gain/(Loss) Adjusted Gain/(Loss)	Ordinary Income Capital Gain/(Loss)
125005360	596	EMBRAER-EMPRESA BRASILERIA DE AERONAUTICA S A SPON ADR	12/30/08	01/29/09	\$ 9,250.52	\$ 9,285.03 \$ 9,285.03	(\$ 34.51) (\$ 34.51)	\$ 0.00 \$ 0.00
125005370	38	EMBRAER-EMPRESA BRASILERIA DE AERONAUTICA S A SPON ADR	12/30/08	07/30/09	698.82	592.00 592.00	106.82 106.82	0.00 0.00
	247	Morgan Stanley Smith Barney LLC acted as your agent	04/09/09		4,542.36	4,190.60 4,190.60	351.76 351.76	0.00 0.00
125005380	10	EMBRAER-EMPRESA BRASILERIA DE AERONAUTICA S A SPON ADR MorganStanley SmithBarney LLC acted as your agent	12/30/08	11/17/09	212.09	155.79 155.79	56.30 56.30	0.00 0.00
125005390	18	ENCANA CORP-CAD Morgan Stanley Smith Barney LLC acted as your agent in this transaction	09/02/08	06/12/09	997.35	1,272.51 1,272.51	(275.16) (275.16)	0.00 0.00
125005430	17	EQUINIX INC MorganStanley SmithBarney LLC acted as your agent in this transaction	12/30/08	09/23/09	1,570.75	880.24 880.24	690.51 690.51	0.00 0.00
125005440	21	EQUINIX INC MorganStanley SmithBarney LLC acted as your agent in this transaction	12/30/08	11/17/09	2,024.34	1,087.35 1,087.35	936.99 936.99	0.00 0.00
125005450	89	EQUINIX INC MorganStanley SmithBarney LLC acted as your agent in this transaction	12/30/08	12/17/09	9,316.28	4,608.30 4,608.30	4,707.98 4,707.98	0.00 0.00
125005460	4	ERICSSON L M TEL CO CL B ADR NEW -USD MorganStanley SmithBarney LLC acted as your agent	10/19/09	11/17/09	42.03	41.61 41.61	42 42	0.00 0.00
125005470	93	ERSTE GROUP BANK AG SPON ADR AUSTRIA	12/30/08	05/06/09	1,240.58	1,056.48 1,056.48	184.10 184.10	0.00 0.00
125005480	149	ERSTE GROUP BANK AG SPON ADR AUSTRIA	12/30/08	05/19/09	1,838.61	1,692.64 1,692.64	145.97 145.97	0.00 0.00
125005490	69	ERSTE GROUP BANK AG SPON ADR AUSTRIA Morgan Stanley Smith Barney LLC acted as your agent	12/30/08	06/12/09	986.67	783.84 783.84	202.83 202.83	0.00 0.00

2
0
0
9
Y
E
A
R
E
N
D
S
U
M
M
A
R
Y

CITI GLOBAL IMPACT FUNDING
Account Number 692-72494-14 643

Details of Short Term Gain/(Loss) 2009 - continued

Reference number	Quantity	Security Description	Opening Trade Date	Closing Trade Date	Sale Proceeds	Original Cost Adjusted Cost	Original Gain/(Loss) Adjusted Gain/(Loss)	Ordinary Income Capital Gain/(Loss)
125005500	26	ERSTE GROUP BANK AG SPON ADR AUSTRIA MorganStanley SmithBarney LLC acted as your agent	12/30/08	09/23/09	\$ 571 20	\$ 295 36 \$ 295 36	\$ 275 84 \$ 275 84	\$ 0 00 \$ 0 00
125005510	89	ERSTE GROUP BANK AG SPON ADR AUSTRIA MorganStanley SmithBarney LLC acted as your agent	12/30/08	11/17/09	1,940 15	1,011 04 1,011 04	929 11 929 11	0 00 0 00
125005520	45	ERSTE GROUP BANK AG SPON ADR AUSTRIA MorganStanley SmithBarney LLC acted as your agent	12/30/08	12/17/09	852 72	511 20 511 20	341 52 341 52	0 00 0 00
125005570	7 240	EXPRESS SCRIPTS INC COMMON Morgan Stanley Smi th Barney LLC acted as yo ur agent in this transa	12/30/08 04/01/09	08/04/09	480 52 16,474 90	395 14 395 14 11,250 19 11,250 19	85 38 85 38 5,224 71 5,224 71	0 00 0 00 0 00 0 00
125005580	214	FMC CORP-NEW	12/30/08	03/02/09	7,810 95	9,329 33 9,329 33	(1 518 38) (1,518 38)	0 00 0 00
125005590	28	FMC CORP-NEW MorganStanley SmithBarney LLC acted as your agent in this transaction	12/30/08	09/23/09	1,592 87	1,220 66 1,220 66	372 21 372 21	0 00 0 00
125005600	45	FMC CORP-NEW MorganStanley SmithBarney LLC acted as your agent in this transaction	12/30/08	10/20/09	2,500 13	1,961 78 1,961 78	538 35 538 35	0 00 0 00
125005610	9	FMC CORP-NEW MorganStanley SmithBarney LLC acted as your agent in this transaction	12/30/08	11/17/09	513 97	392 35 392 35	121 62 121 62	0 00 0 00
125005620	44	FMC CORP-NEW MorganStanley SmithBarney LLC acted as your agent in this transaction	12/30/08	12/17/09	2,459 53	1,918 18 1,918 18	541 35 541 35	0 00 0 00
125005630	253	FPL GROUP INC MorganStanley SmithBarney LLC acted as your agent in this transaction	12/30/08	12/17/09	13,702 50	12,410 74 12,410 74	1,291 76 1,291 76	0 00 0 00

2
0
0
9

Y
E
A
R

E
N
D

S
U
M
M
A
R
Y

CITI GLOBAL IMPACT FUNDING
Account Number 692-72494-14 643

Details of Short Term Gain (Loss): 2009 - continued

Reference number	Quantity	Security Description	Opening Trade Date	Closing Trade Date	Sale Proceeds	Original Cost Adjusted Cost	Original Gain/(Loss) Adjusted Gain/(Loss)	Ordinary Income Capital Gain/(Loss)
125005640	214	FACTSET RESEARCH SYSTEMS INC Morgan Stanley Smi th Barney LLC acted as yo ur agent in this transa	12/30/08	06/09/09	\$ 11,316 02	\$ 9,325 78 \$ 9,325 78	\$ 1,990 24 \$ 1,990 24	\$ 0 00 \$ 0 00
125005650	107	FACTSET RESEARCH SYSTEMS INC Morgan Stanley Smi th Barney LLC acted as yo ur agent in this transa	12/30/08	06/15/09	5,350 69	4,662 89 4,662 89	687 80 687 80	0 00 0 00
125005660	11	FACTSET RESEARCH SYSTEMS INC MorganStanley SmithBarney LLC acted as your agent in this transaction	12/30/08	11/17/09	814 63	479 36 479 36	335 27 335 27	0 00 0 00
125005670	14	FACTSET RESEARCH SYSTEMS INC MorganStanley SmithBarney LLC acted as your agent in this transaction	12/30/08	12/17/09	918 23	610 10 610 10	308 13 308 13	0 00 0 00
125005680	46	FANUC LTD JAPAN-JPY	04/30/09	05/19/09	1,851 45	1,666 51 1,666 51	184 94 184 94	0 00 0 00
125005690	48	FANUC LTD JAPAN JPY MorganStanley SmithBarney LLC acted as your agent in this transaction	05/04/09	09/23/09	2,087 94	1,923 46 1,923 46	164 48 164 48	0 00 0 00
125005700	34	FANUC LTD JAPAN-JPY MorganStanley SmithBarney LLC acted as your agent in this transaction	04/30/09	11/17/09	1,458 56	1,231 77 1,231 77	226 79 226 79	0 00 0 00
125005710	80 135	FANUC LTD JAPAN-JPY MorganStanley SmithBarney LLC acted as your agent in this transaction	04/30/09 05/01/09	12/17/09	3,635 90 6,135 59	2,898 28 5,035 50 5,035 50	737 62 1,100 09 1,100 09	0 00 0 00 0 00
125005720	224,000	FNMA PL#889579 DTD 05/01/2008 DUE 05/01/2038 RATE 6 000 YIELD 5 07 10 52 YR AVG LIFE YIELDS VARY DUE TO CHANGES IN	04/08/09	12/18/09	169,152 19	167,875 86 167,875 86	1,276 33 1,276 33	0 00 0 00
125005730	79	FEDEX CORP	10/10/08	05/06/09	4,848 42	5,227 34 5,227 34	(378 92) (378 92)	0 00 0 00

2
0
0
9
Y
E
A
R
E
N
D
S
U
M
M
A
R
Y

CITI GLOBAL IMPACT FUNDING
Account Number 692-72494-14 643

Details of Short Term Gain (Loss) 2009 - continued

Reference number	Quantity	Security Description	Opening Trade Date	Closing Trade Date	Sale Proceeds	Original Cost Adjusted Cost	Original Gain/(Loss) Adjusted Gain/(Loss)	Ordinary Income Capital Gain/(Loss)
125005740	1,459	FEDEX CORP	10/10/08	05/14/09	\$ 77,998 76	\$ 96,540 43	(\$ 18,541 67)	\$ 0 00
	576		04/01/09		30,793 20	25,638 34	5,154 86	0 00
						25,638 34	5,154 86	0 00
125005750	44	F5 NETWORKS INC	12/30/08	05/06/09	1,266 72	989 95	276 77	0 00
						989 95	276 77	0 00
125005760	82	F5 NETWORKS INC MorganStanley SmithBarney LLC acted as your agent in this transaction	12/30/08	09/23/09	3,225 79	1,844 91	1,380 88	0 00
						1,844 91	1,380 88	0 00
125005770	58	F5 NETWORKS INC MorganStanley SmithBarney LLC acted as your agent in this transaction	12/30/08	11/17/09	2,876 72	1,304 94	1,571 78	0 00
						1,304 94	1,571 78	0 00
125005780	195	F5 NETWORKS INC MorganStanley SmithBarney LLC acted as your agent in this transaction	12/30/08	12/17/09	9,769 24	4,387 29	5,381 95	0 00
						4,387 29	5,381 95	0 00
125005800	404	FISERV INC	12/30/08	01/16/09	13,450 29	14,310 97	(860 68)	0 00
						14,310 97	(860 68)	0 00
125005810	748	FISERV INC	12/30/08	03/25/09	26,757 61	26,496 55	261 06	0 00
						26,496 55	261 06	0 00
125005820	582	FISERV INC	12/30/08	04/17/09	21,383 29	20,616 30	766 99	0 00
						20,616 30	766 99	0 00
125005830	382	FISERV INC Morgan Stanley Smi th Barney LLC acted as yo ur agent in this transa	12/30/08	06/09/09	17,527 23	13,531 66	3,995 57	0 00
						13,531 66	3,995 57	0 00
125005840	41	FISERV INC MorganStanley SmithBarney LLC acted as your agent in this transaction	12/30/08	09/23/09	2,018 78	1,452 35	566 43	0 00
						1,452 35	566 43	0 00
125005850	64	FISERV INC MorganStanley SmithBarney LLC acted as your agent in this transaction	12/30/08	11/17/09	3,116 07	2,267 09	848 98	0 00
						2,267 09	848 98	0 00

2
0
0
9
Y
E
A
R
E
N
D
S
U
M
M
A
R
Y

CITI GLOBAL IMPACT FUNDING
Account Number 692-72494-14 643

Details of Short Term Gain (Loss) 2009 - continued

Reference number	Quantity	Security Description	Opening Trade Date	Closing Trade Date	Sale Proceeds	Original Cost Adjusted Cost	Original Gain/(Loss) Adjusted Gain/(Loss)	Ordinary Income Capital Gain/(Loss)
125005860	185	FISERV INC MorganStanley SmithBarney LLC acted as your agent in this transaction	12/30/08	12/17/09	\$ 8,719.19	\$ 6,553.29 \$ 6,553.29	\$ 2,165.90 \$ 2,165.90	\$ 0.00 \$ 0.00
125005870	30	FLUOR CORP NEW	02/11/09	05/06/09	1,253.00	1,264.43 1,264.43	(11.43) (11.43)	0.00 0.00
125005880	124	FLUOR CORP NEW	02/11/09	05/19/09	5,629.46	5,226.29 5,226.29	403.17 403.17	0.00 0.00
125005890	94	FLUOR CORP NEW Morgan Stanley Smith Barney LLC acted as your agent in this transaction	02/11/09	06/12/09	5,049.02	3,961.86 3,961.86	1,087.16 1,087.16	0.00 0.00
125005900	391	FLUOR CORP NEW Morgan Stanley Smith Barney LLC acted as your agent in this transaction	02/11/09	07/30/09	20,753.50	16,479.67 16,479.67	4,273.83 4,273.83	0.00 0.00
125005910	1,622	FLUOR CORP NEW MorganStanley SmithBarney LLC	02/11/09	12/09/09	65,925.63	68,363.25 68,363.25	(2,437.62) (2,437.62)	0.00 0.00
	493	acted as your agent in this transaction	04/01/09		20,037.82	17,113.02 17,113.02	2,924.80 2,924.80	0.00 0.00
125005920	102	FLOWSERVE CORP	08/15/08	05/06/09	7,592.58	13,027.79 13,027.79	(5,435.21) (5,435.21)	0.00 0.00
125005930	105	FLOWSERVE CORP	08/15/08	05/19/09	7,449.34	13,410.96 13,410.96	(5,961.62) (5,961.62)	0.00 0.00
125005940	73	FLOWSERVE CORP Morgan Stanley Smith Barney LLC acted as your agent in this transaction	08/15/08	06/12/09	6,175.93	9,323.81 9,323.81	(3,147.88) (3,147.88)	0.00 0.00
125006030	12	FRANKLIN RESOURCES INC MorganStanley SmithBarney LLC	03/25/09	11/17/09	1,384.16	623.98 623.98	760.18 760.18	0.00 0.00
		acted as your agent in this transaction						
125006040	52	FRANKLIN RESOURCES INC MorganStanley SmithBarney LLC	03/25/09	12/17/09	5,404.74	2,703.90 2,703.90	2,700.84 2,700.84	0.00 0.00
		acted as your agent in this transaction						

2
0
0
9
Y
E
A
R
E
N
D
S
U
M
M
A
R
Y

CITI GLOBAL IMPACT FUNDING
Account Number 692-72494-14 643

Details of Short Term Gain (Loss) 2009 - continued

Reference number	Quantity	Security Description	Opening Trade Date	Closing Trade Date	Sale Proceeds	Original Cost Adjusted Cost	Original Gain/(Loss) Adjusted Gain/(Loss)	Ordinary Income Capital Gain/(Loss)
125006050	77	FREDS INC CL A Morgan Stanley Smith Barney LLC acted as your agent in this transaction	12/30/08	06/12/09	\$ 980 18	\$ 773 11 \$ 773 11	\$ 207 07 \$ 207 07	\$ 0 00 \$ 0 00
125006060	513	FREDS INC CL A Morgan Stanley Smith Barney LLC acted as your agent in this transaction	12/30/08	07/30/09	7,147 12	5,150 72 5,150 72	1,996 40 1,996 40	0 00 0 00
125006070	51	FREDS INC CL A Morgan Stanley Smith Barney LLC acted as your agent in this transaction	12/30/08	12/17/09	481 42	512 06 512 06	(30 64) (30 64)	0 00 0 00
125006110	143	FRESENIUS MEDICAL CARE AG & CO KGAA SPONS ADR	08/05/08	07/30/09	6,507 57	8,111 83 8,111 83	(1,604 26) (1,604 26)	0 00 0 00
	99	Morgan Stanley Smith Barney LLC acted as your agent	12/30/08		4,505 24	4,677 44 4,677 44	(172 20) (172 20)	0 00 0 00
125006120	7	FRESENIUS MEDICAL CARE AG & CO KGAA SPONS ADR Morgan Stanley Smith Barney LLC acted as your agent	12/30/08	09/23/09	349 74	330 73 330 73	19 01 19 01	0 00 0 00
125006130	59	FRESENIUS MEDICAL CARE AG & CO KGAA SPONS ADR Morgan Stanley Smith Barney LLC acted as your agent	12/30/08	12/17/09	3 142 84	2,787 57 2,787 57	355 27 355 27	0 00 0 00
125006140	160	FUJIFILM HLDGS CORP-JPY	12/30/08	04/22/09	4,148 15	3,473 42 3,473 42	674 73 674 73	0 00 0 00
125006150	405	FUJIFILM HLDGS CORP-JPY	12/30/08	04/23/09	10,431 32	8,792 11 8,792 11	1,639 21 1,639 21	0 00 0 00
125006160	405	FUJIFILM HLDGS CORP-JPY	12/30/08	05/08/09	10,407 70	8,792 11 8,792 11	1,615 59 1,615 59	0 00 0 00
125006170	44	FUJIFILM HLDGS CORP-JPY Morgan Stanley Smith Barney LLC acted as your agent in this transaction	12/30/08	12/17/09	1,297 96	955 19 955 19	342 77 342 77	0 00 0 00
125006180	252	GDF SUEZ-EUR Morgan Stanley Smith Barney LLC acted as your agent in this transaction	12/30/08	07/30/09	9,724 68	12,416 17 12,416 17	(2,691 49) (2,691 49)	0 00 0 00

2
0
0
9
Y
E
A
R
E
N
D
S
U
M
M
A
R
Y

CITI GLOBAL IMPACT FUNDING
Account Number 692-72494-14 643

Details of Short Term Gain (Loss) 2009 *continued*

Reference number	Quantity	Security Description	Opening Trade Date	Closing Trade Date	Sale Proceeds	Original Cost Adjusted Cost	Original Gain/(Loss) Adjusted Gain/(Loss)	Ordinary Income Capital Gain/(Loss)
125006190	22	GDF SUEZ-EUR MorganStanley SmithBarney LLC acted as your agent in this transaction	12/30/08	11/17/09	\$ 963 57	\$ 1,083 95 \$ 1,083 95	(\$ 120 38) (\$ 120 38)	\$ 0 00 \$ 0 00
125006200	61	GDF SUEZ-EUR MorganStanley SmithBarney LLC acted as your agent in this transaction	12/30/08	12/17/09	2,524 11	3,005 50 3,005 50	(481 39) (481 39)	0 00 0 00
125006210	82	GAMESTOP CORP NEW CL A Morgan Stanley Smit th Barney LLC acted as yo ur agent in this transa	12/30/08	06/12/09	1,970 56	1,788 76 1,788 76	181 80 181 80	0 00 0 00
125006220	1,583 1,307	GAMESTOP CORP NEW CL A Morgan Stanley Smit th Barney LLC acted as yo ur agent in this transa	12/30/08 02/25/09	06/26/09	35,141 54 29 014 52	34,531 88 34,531 88 35,520 86 35,520 86	609 66 609 66 (6 506 34) (6,506 34)	0 00 0 00 0 00 0 00
125006230	1,894 519	GAMESTOP CORP NEW CL A Morgan Stanley Smit th Barney LLC acted as yo ur agent in this transa	02/25/09 04/01/09	06/29/09	42,288 52 11,588 04	51,474 00 51,474 00 14,432 35 14,432 35	(9,185 48) (9,185 48) (2,844 31) (2,844 31)	0 00 0 00 0 00 0 00
125006240	2	GAZPROM OAO SPONS ADR MorganStanley SmithBarney LLC acted as your agent in this transaction	12/30/08	11/17/09	51 25	28 68 28 68	22 57 22 57	0 00 0 00
125006250	127	GAZPROM OAO SPONS ADR MorganStanley SmithBarney LLC acted as your agent in this transaction	12/30/08	12/17/09	2,910 76	1,821 18 1,821 18	1,089 58 1,089 58	0 00 0 00
125006320	593	GENERAL DYNAMICS CORP MorganStanley SmithBarney LLC acted as your agent in this transaction	04/01/09	12/29/09	40,774 22	24,792 74 24,792 74	15,981 48 15,981 48	0 00 0 00
125006330	1,460 176 361	GENERAL MILLS INC Morgan Stanley Smit th Barney LLC acted as yo ur agent in this transa	12/08/08 12/30/08 04/01/09	06/03/09	76,700 73 9,246 12 18,965 04	94,395 28 94,395 28 10,430 97 10,430 87 18,226 42 18,226 42	(17,694 55) (17,694 55) (1,184 85) (1,184 85) 738 62 738 62	0 00 0 00 0 00 0 00 0 00 0 00

2
0
0
9
Y
E
A
R
E
N
D
S
U
M
M
A
R
Y

CITI GLOBAL IMPACT FUNDING
Account Number 692-72494-14 643

Details of Short Term Gain (Loss) 2009 - continued

Reference number	Quantity	Security Description	Opening Trade Date	Closing Trade Date	Sale Proceeds	Original Cost Adjusted Cost	Original Gain/(Loss) Adjusted Gain/(Loss)	Ordinary Income Capital Gain/(Loss)
125006340	661	GENTEX CORP	12/30/08	05/06/09	\$ 8,420 99	\$ 5,572.30 \$ 5,572 30	\$ 2,848 69 \$ 2,848 69	\$ 0 00 \$ 0 00
125006350	633	GENTEX CORP	12/30/08	05/19/09	7,476 80	5,336.25 5,336 25	2,140 55 2,140 55	0 00 0 00
125006360	297	GENTEX CORP Morgan Stanley Smit h Barney LLC acted as yo ur agent in this transa	12/30/08	06/12/09	3,920 38	2,503 74 2,503 74	1,416 64 1,416 64	0 00 0 00
125006370	1 845	GENTEX CORP Morgan Stanley Smit h Barney LLC acted as yo ur agent in this transa	12/30/08	07/30/09	27,675 55	15,553 53 15,553 53	12,122 02 12,122 02	0 00 0 00
125006380	287	GENTEX CORP MorganStanley SmithBarney LLC acted as your agent in this transaction	12/30/08	11/17/09	5,100 42	2,419 44 2,419 44	2,680 98 2,680 98	0 00 0 00
125006390	749	GENTEX CORP MorganStanley SmithBarney LLC acted as your agent in this transaction	12/30/08	12/17/09	13,228 35	6,314 14 6,314 14	6,914 21 6,914 21	0 00 0 00
125006460	110	G4S PLC UNSPON ADR MorganStanley SmithBarney LLC acted as your agent in this transaction	12/30/08	09/23/09	2 000 84	1 639 00 1,639 00	361 84 361 84	0 00 0 00
125006470	77	G4S PLC UNSPON ADR MorganStanley SmithBarney LLC acted as your agent in this transaction	12/30/08	11/17/09	1,612 33	1,147 30 1,147 30	465 03 465 03	0 00 0 00
125006480	243	G4S PLC UNSPON ADR MorganStanley SmithBarney LLC acted as your agent in this transaction	12/30/08	12/17/09	5,071 27	3,620 70 3,620 70	1,450 57 1,450 57	0 00 0 00
125006530	141	GLOBAL PAYMENTS INC	12/30/08	03/02/09	4,145 47	4,642 92 4,642 92	(497 45) (497 45)	0 00 0 00
125006540	54	GLOBAL PAYMENTS INC Morgan Stanley Smit h Barney LLC acted as yo ur agent in this transa	12/30/08	06/12/09	2 078 62	1,778 14 1,778 14	300 48 300 48	0 00 0 00

2
0
0
9
Y
E
A
R
E
N
D
S
U
M
M
A
R
Y

CITI GLOBAL IMPACT FUNDING
Account Number 692-72494-14 643

Details of Short Term Gain/(Loss) 2009 - continued

Reference number	Quantity	Security Description	Opening Trade Date	Closing Trade Date	Sale Proceeds	Original Cost Adjusted Cost	Original Gain/(Loss) Adjusted Gain/(Loss)	Ordinary Income Capital Gain/(Loss)
125006550	826	GLOBAL PAYMENTS INC Morgan Stanley Smith Barney LLC acted as your agent in this transaction	12/30/08	07/22/09	\$ 33,095 23	\$ 27,198 94 \$ 27,198 94	\$ 5,896 29 \$ 5,896 29	\$ 0 00 \$ 0 00
125006560	122	GLOBAL PAYMENTS INC MorganStanley SmithBarney LLC acted as your agent in this transaction	12/30/08	12/17/09	6,311 29	4,017 28 4,017 28	2,294 01 2,294 01	0 00 0 00
125006570	7	GOLDMAN SACHS GROUP INC MorganStanley SmithBarney LLC acted as your agent in this transaction	07/20/09	09/23/09	1,309 82	1,119 80 1,118 80	190 02 190.02	0 00 0 00
125006580	14	GOLDMAN SACHS GROUP INC MorganStanley SmithBarney LLC acted as your agent in this transaction	07/20/09	12/17/09	2,255 34	2,239 60 2,239 60	15.74 15 74	0 00 0 00
125006630	307	GOODRICH CORP Morgan Stanley Smith Barney LLC acted as your agent in this transaction	12/30/08	09/16/09	17,045 00	11,060 90 11,060 90	5 984 10 5,984 10	0 00 0 00
125006640	128	GREAT PLAINS ENERGY INC MorganStanley SmithBarney LLC acted as your agent in this transaction	04/13/09	09/23/09	2,336 12	1,798 48 1,798 48	537 64 537 64	0 00 0 00
125006650	100	GREAT PLAINS ENERGY INC MorganStanley SmithBarney LLC acted as your agent in this transaction	04/13/09	11/17/09	1,817 05	1,405 06 1,405 06	411 99 411 99	0 00 0 00
125006660	721	GREAT PLAINS ENERGY INC MorganStanley SmithBarney LLC acted as your agent in this transaction	04/13/09	12/17/09	14,090 49	10,130 48 10,130 48	3,960 01 3,960 01	0 00 0 00
125006670	41	HCC INSURANCE HOLDINGS INC Morgan Stanley Smith Barney LLC acted as your agent in this transaction	12/30/08	06/12/09	1,004 06	1,060 24 1,060 24	(56.18) (56.18)	0 00 0 00

2
0
0
9
Y
E
A
R
E
N
D
S
U
M
M
A
R
Y

Corrected Copy as of 03/31/10
Ref 00009495 00245434

CITI GLOBAL IMPACT FUNDING
Account Number 692-72494-14 643

Details of Short Term Gain (Loss) 2009 - continued

Reference number	Quantity	Security Description	Opening Trade Date	Closing Trade Date	Sale Proceeds	Original Cost Adjusted Cost	Original Gain/(Loss) Adjusted Gain/(Loss)	Ordinary Income Capital Gain/(Loss)
125006680	66	HCC INSURANCE HOLDINGS INC Morgan Stanley Smith Barney LLC acted as your agent in this transaction	12/30/08	09/23/09	\$ 1,833.43	\$ 1,706.73 \$ 1,706.73	\$ 126.70 \$ 126.70	\$ 0.00 \$ 0.00
125006690	35	HCC INSURANCE HOLDINGS INC Morgan Stanley Smith Barney LLC acted as your agent in this transaction	12/30/08	11/17/09	939.02	905.09 905.09	33.93 33.93	0.00 0.00
125006700	170	HCC INSURANCE HOLDINGS INC Morgan Stanley Smith Barney LLC acted as your agent in this transaction	12/30/08	12/17/09	4,598.81	4,396.13 4,396.13	202.68 202.68	0.00 0.00
125006710	272	HDFC BANK LTD ADR Morgan Stanley Smith Barney LLC acted as your agent in this transaction	12/30/08	06/05/09	28,015.27	19,664.35 19,664.35	8,350.92 8,350.92	0.00 0.00
125006720	5	HDFC BANK LTD ADR Morgan Stanley Smith Barney LLC acted as your agent in this transaction	12/30/08	11/17/09	677.98	361.48 361.48	316.50 316.50	0.00 0.00
125006730	8	HDFC BANK LTD ADR Morgan Stanley Smith Barney LLC acted as your agent in this transaction	12/30/08	12/17/09	988.85	578.36 578.36	410.49 410.49	0.00 0.00
125006740	215	HSBC HLDG PLC SP ADR NEW	07/18/08	02/09/09	8,950.48	16,957.65 16,957.65	(8,007.17) (8,007.17)	0.00 0.00
125006750	30	HSBC HLDG PLC SP ADR NEW	07/18/08	05/06/09	1,241.48	2,366.18 2,366.18	(1,124.70) (1,124.70)	0.00 0.00
125006760	23	HSBC HLDG PLC SP ADR NEW Morgan Stanley Smith Barney LLC acted as your agent in this transaction	07/18/08	06/12/09	1,042.10	1,814.08 1,814.08	(771.98) (771.98)	0.00 0.00
125006810	447	RTS HSBC HOLDINGS PLC 03/31/2009	04/07/09	04/07/09	4,023.59	01 01	4,023.58 4,023.58	0.00 0.00
125006830	625	HALLIBURTON CO HOLDINGS CO	04/01/09	05/19/09	13,760.14	9,636.88 9,636.88	4,123.26 4,123.26	0.00 0.00
125006850	966	HARLEY-DAVIDSON INC	12/30/08	04/07/09	15,674.00	15,709.38 15,709.38	(35.38) (35.38)	0.00 0.00

2009 YEAR END SUMMARY

CITI GLOBAL IMPACT FUNDING
Account Number 692-72494-14 643

Details of Short Term Gain (Loss) 2009 - continued

Reference number	Quantity	Security Description	Opening Trade Date	Closing Trade Date	Sale Proceeds	Original Cost Adjusted Cost	Original Gain/(Loss) Adjusted Gain/(Loss)	Ordinary Income Capital Gain/(Loss)
125006860	1,290	HARLEY-DAVIDSON INC Morgan Stanley Smi	12/30/08	07/24/09	\$ 27,969 57	\$ 20,978 37	\$ 6,991 20	\$ 0 00
	670	th Barney LLC acted as yo ur agent in this transa	05/28/09		14,526 83	10,960.93	3,565 90	0 00
						10,960 83	3,565 90	0.00
125006870	3	HARMAN INTL INDS INC NEW MorganStanley SmithBarney LLC	06/18/09	09/23/09	96 56	55 83	40 73	0 00
		acted as your agent in this transaction				55 83	40.73	0 00
125006880	95	HARMAN INTL INDS INC NEW MorganStanley SmithBarney LLC	06/18/09	12/17/09	3,426 56	1,767 95	1,658 61	0 00
		acted as your agent in this transaction				1,767 95	1,658.61	0 00
125006890	60	HARRIS CORP-DELAWARE-	11/14/08	05/19/09	1,876 75	2,029 19	(152 44)	0 00
						2,029 19	(152 44)	0 00
125006900	2,889	HARRIS CORP-DELAWARE-	11/14/08	06/29/09	82,325 71	97,705 70	(15,379 99)	0 00
	111	Morgan Stanley Smi th Barney LLC acted as yo ur agent in this transa	12/30/08		3,163 09	4,088 13	(925 04)	0 00
						4,088 13	(925 04)	0 00
125006910	754	HARRIS CORP-DELAWARE-	12/30/08	06/30/09	21,434 76	27,769 82	(6,335 06)	0 00
		Morgan Stanley Smi th Barney LLC acted as yo ur agent in this transa				27,769 82	(6,335 06)	0 00
125006920	47	HARRIS CORP-DELAWARE-	12/30/08	09/23/09	1,807 10	1,731 01	76 09	0 00
		MorganStanley SmithBarney LLC acted as your agent in this transaction				1,731 01	76 09	0 00
125006930	111	HARRIS CORP-DELAWARE-	12/30/08	11/17/09	5 001 70	4,088 13	913 57	0 00
		MorganStanley SmithBarney LLC acted as your agent in this transaction				4,088 13	913 57	0 00
125006940	265	HARRIS CORP-DELAWARE-	12/30/08	12/17/09	11,943 95	9,759 95	2,184 00	0 00
	57	MorganStanley SmithBarney LLC acted as your agent in this transaction	03/18/09		2,569 08	9,759 95	2,184 00	0 00
						1,869 10	699 98	0 00
						1,869 10	699 98	0 00
125006950	9336	HARRIS STRATEX NETWORKS INC CL A RECORD 05/13/09 PAY 05/27/09 FROM 413875105000	05/27/09	05/27/09	4 57	5 01	(44)	0 00
						5 01	(44)	0 00

2
0
0
9

Y
E
A
R

E
N
D

S
U
M
M
A
R
Y

Corrected Copy as of 03/31/10
Ref 00009495 00245436

CITI GLOBAL IMPACT FUNDING
Account Number 692-72494-14 643

Details of Short Term Gain (Loss) 2009 - continued

Reference number	Quantity	Security Description	Opening Trade Date	Closing Trade Date	Sale Proceeds	Original Cost Adjusted Cost	Original Gain/(Loss) Adjusted Gain/(Loss)	Ordinary Income Capital Gain/(Loss)
125006960	731	HARRIS STRATEX NETWORKS INC CL A Morgan Stanley Smith Barney LLC acted as yo	05/27/09	06/09/09	\$ 4,312.78	\$ 3,920.04 \$ 3,920.04	\$ 392.74 \$ 392.74	\$ 0.00 \$ 0.00
125006970	731	HARRIS STRATEX NETWORKS INC CL A Morgan Stanley Smith Barney LLC acted as yo	05/27/09	06/09/09	4,312.78	3,920.04 3,920.04	392.74 392.74	0.00 0.00
125006980	41	HEALTHWAYS INC Morgan Stanley Smith Barney LLC acted as your agent in this transaction	10/14/08	09/23/09	675.13	526.01 526.01	149.12 149.12	0.00 0.00
125007010	177	H J HEINZ CO	12/30/08	05/22/09	6,346.61	6,661.84 6,661.84	(315.23) (315.23)	0.00 0.00
	266		04/01/09		9,537.85	8,905.15 8,905.15	632.70 632.70	0.00 0.00
125007020	1,956	HELIX ENERGY SOLUTIONS GROUP	12/30/08	04/08/09	14,981.40	13,129.06 13,129.06	1,852.34 1,852.34	0.00 0.00
125007030	522	HELIX ENERGY SOLUTIONS GROUP	12/30/08	05/07/09	5,763.57	3,503.77 3,503.77	2,259.80 2,259.80	0.00 0.00
125007040	380	HELIX ENERGY SOLUTIONS GROUP	12/30/08	05/13/09	3,592.16	2,550.64 2,550.64	1,041.52 1,041.52	0.00 0.00
	1,708		01/30/09		16,145.82	8,969.73 8,969.73	7,176.09 7,176.09	0.00 0.00
125007050	675	HERSHEY COMPANY Morgan Stanley Smith Barney LLC acted as your agent in this transa	05/20/09	07/30/09	27,357.82	23,823.38 23,823.38	3,534.44 3,534.44	0.00 0.00
125007060	511	HEWITT ASSOCIATES INC CLASS A	12/30/08	04/14/09	14,798.89	14,032.42 14,032.42	766.47 766.47	0.00 0.00
125007070	527	HEWITT ASSOCIATES INC CLASS A Morgan Stanley Smith Barney LLC acted as your agent in this transaction	12/30/08	09/23/09	18,666.65	14,471.79 14,471.79	4,194.86 4,194.86	0.00 0.00
125007080	100	HEWITT ASSOCIATES INC CLASS A Morgan Stanley Smith Barney LLC acted as your agent in this transaction	12/30/08	11/17/09	4,123.04	2,746.07 2,746.07	1,376.97 1,376.97	0.00 0.00

2009 YEAR END SUMMARY

Corrected Copy as of 03/31/10
Ref 00009495 00245437

CITI GLOBAL IMPACT FUNDING
Account Number 692-72494-14 643

Details of Short Term Gain (Loss) 2009 - continued

Reference number	Quantity	Security Description	Opening Trade Date	Closing Trade Date	Sale Proceeds	Original Cost Adjusted Cost	Original Gain/(Loss) Adjusted Gain/(Loss)	Ordinary Income Capital Gain/(Loss)
125007090	50	HEWITT ASSOCIATES INC CLASS A	12/30/08	12/17/09	\$ 2,140 80	\$ 1,373 03	\$ 767 77	\$ 0 00
	6	MorganStanley SmithBarney LLC acted as your agent in this transaction	04/01/09		256 90	176 85	80 05	0 00
	428		08/24/09		18,325 28	15,328 91	2,996 37	0 00
						15,328 91	2,996 37	0 00
125007130	162	HILL INTL INC	12/30/08	11/17/09	1,151 81	968 94	182 87	0 00
		MorganStanley SmithBarney LLC acted as your agent in this transaction				968 94	182 87	0 00
125007140	303	HILL INTL INC	12/30/08	12/17/09	1,977 50	1,812 27	165 23	0 00
		MorganStanley SmithBarney LLC acted as your agent in this transaction				1,812 27	165 23	0 00
125007180	393	HONEYWELL INTL INC	04/01/09	07/07/09	11,512 55	11,043 10	469 45	0 00
		Morgan Stanley SmithBarney LLC acted as your agent in this transaction				11,043 10	469 45	0 00
125007190	2	HOSPITALITY PPTYS TRUST SBI	12/08/09	12/17/09	43 65	43 20	45	0 00
		MorganStanley SmithBarney LLC acted as your agent in this transaction				43 20	45	0 00
125007200	113	HOSPIRA INC	12/30/08	05/06/09	3,684 01	2,945 37	738 64	0 00
						2,945 37	738 64	0 00
125007210	165	HOSPIRA INC	12/30/08	05/19/09	5,559 15	4,300 76	1,258 39	0 00
						4,300 76	1,258 39	0 00
125007220	122	HOSPIRA INC	12/30/08	09/23/09	5,397 62	3,179 95	2,217 67	0 00
		MorganStanley SmithBarney LLC acted as your agent in this transaction				3,179 95	2,217 67	0 00
125007230	175	HOSPIRA INC	12/30/08	11/17/09	8,415 79	4,561 41	3,854 38	0 00
		MorganStanley SmithBarney LLC acted as your agent in this transaction				4,561 41	3,854 38	0 00
125007240	444	HOSPIRA INC	12/30/08	12/17/09	21,274 95	11,572 95	9,702 00	0 00
		MorganStanley SmithBarney LLC acted as your agent in this transaction				11,572 95	9,702 00	0 00

2
0
0
9
Y
E
A
R
E
N
D
S
U
M
M
A
R
Y

Corrected Copy as of 03/31/10
Ref: 00009495 00245438

CITI GLOBAL IMPACT FUNDING
Account Number 692-72494-14 643

Details of Short Term Gain (Loss) 2009 - continued

Reference number	Quantity	Security Description	Opening Trade Date	Closing Trade Date	Sale Proceeds	Original Cost Adjusted Cost	Original Gain/(Loss) Adjusted Gain/(Loss)	Ordinary Income Capital Gain/(Loss)
125007250	123	HOUSTON WIRE & CABLE CO MorganStanley SmithBarney LLC acted as your agent in this transaction	12/30/08	11/17/09	\$ 1,359.85	\$ 1,111.51 \$ 1,111.51	\$ 248.34 \$ 248.34	\$ 0.00 \$ 0.00
125007260	49	HOYA CORP SPONSORED ADR USD Morgan Stanley Smi th Barney LLC acted as yo	12/30/08	06/12/09	1,017.21	847.21 847.21	170.00 170.00	0.00 0.00
125007270	22	HOYA CORP SPONSORED ADR USD MorganStanley SmithBarney LLC acted as your agent	12/30/08	09/23/09	511.48	380.38 380.38	131.10 131.10	0.00 0.00
125007280	27	HOYA CORP SPONSORED ADR USD MorganStanley SmithBarney LLC acted as your agent	12/30/08	11/17/09	684.97	466.83 466.83	218.14 218.14	0.00 0.00
125007290	274	HOYA CORP SPONSORED ADR USD MorganStanley SmithBarney LLC acted as your agent	12/30/08	12/17/09	7,507.40	4,737.46 4,737.46	2,769.94 2,769.94	0.00 0.00
125007300	30	HUB GROUP INC CL A MorganStanley SmithBarney LLC acted as your agent in this transaction	08/18/09	11/17/09	811.17	678.54 678.54	132.63 132.63	0.00 0.00
125007310	121	HUB GROUP INC CL A MorganStanley SmithBarney LLC acted as your agent in this transaction.	08/18/09	12/17/09	3,224.98	2,736.77 2,736.77	488.21 488.21	0.00 0.00
125007320	581	HUMANA INC	12/30/08	01/26/09	22,087.17	21,603.03 21,603.03	484.14 484.14	0.00 0.00
125007330	208	HUMANA INC	12/30/08	02/10/09	9,068.49	7,733.96 7,733.96	1,334.53 1,334.53	0.00 0.00
125007340	1,769	HUMANA INC	12/30/08	02/26/09	42,723.41	65,775.85 65,775.85	(23,052.44) (23,052.44)	0.00 0.00
125007350	25	HUNTSMAN CORP MorganStanley SmithBarney LLC acted as your agent in this transaction	09/21/09	09/23/09	235.49	234.82 234.82	67 67	0.00 0.00

2
0
0
9
Y
E
A
R
E
N
D
S
U
M
M
A
R
Y

Reserved
Client Statement
2009 Year End Summary

CITI GLOBAL IMPACT FUNDING
Account Number 692-72494-14 643

Details of Short Term Gain (Loss) 2009 - continued

Reference number	Quantity	Security Description	Opening Trade Date	Closing Trade Date	Sale Proceeds	Original Cost Adjusted Cost	Original Gain/(Loss) Adjusted Gain/(Loss)	Ordinary Income Capital Gain/(Loss)
125007360	212	HUNTSMAN CORP MorganStanley SmithBarney LLC acted as your agent in this transaction	09/21/09	12/17/09	\$ 2,332.47	\$ 1,991.27 \$ 1,991.27	\$ 341.20 \$ 341.20	\$ 0.00 \$ 0.00
125007370	122	HURON CONSULTING GROUP INC Morgan Stanley Smith Barney LLC acted as your agent in this transaction	12/30/08	07/30/09	5,429.00	6,948.13 6,948.13	(1,519.13) (1,519.13)	0.00 0.00
125007380	4	HURON CONSULTING GROUP INC MorganStanley SmithBarney LLC acted as your agent in this transaction	12/30/08	09/23/09	96.11	227.81 227.81	(131.70) (131.70)	0.00 0.00
125007390	5	HURON CONSULTING GROUP INC MorganStanley SmithBarney LLC acted as your agent in this transaction	12/30/08	11/17/09	121.94	284.76 284.76	(162.82) (162.82)	0.00 0.00
125007440	257	HUTCHISON WHAMPOA LTD-ADR MorganStanley SmithBarney LLC acted as your agent in this transaction	12/30/08	12/11/09	8,524.60	6,448.13 6,448.13	2,076.47 2,076.47	0.00 0.00
125007450	281	ITT EDUCATIONAL SERVICES INC	01/09/09	02/11/09	35,683.01	28,058.47 28,058.47	7,624.54 7,624.54	0.00 0.00
125007460	1	ITT EDUCATIONAL SERVICES INC MorganStanley SmithBarney LLC acted as your agent in this transaction	01/09/09	09/23/09	108.79	99.85 99.85	8.94 8.94	0.00 0.00
125007470	412	ITT CORP Morgan Stanley Smith Barney LLC acted as your agent in this transaction	12/30/08	06/23/09	17,720.44	18,482.32 18,482.32	(761.88) (761.88)	0.00 0.00
125007480	32	ICICI BANK LTD-SPONS ADR- INR Morgan Stanley Smith Barney LLC acted as your agent in this transaction	12/30/08	06/12/09	993.89	600.92 600.92	392.97 392.97	0.00 0.00
125007490	241	ICICI BANK LTD SPONS ADR- INR Morgan Stanley Smith Barney LLC acted as your agent in this transaction	12/30/08	07/30/09	7,520.16	4,525.69 4,525.69	2,994.47 2,994.47	0.00 0.00

2009 YEAR END SUMMARY

CITI GLOBAL IMPACT FUNDING
Account Number 692-72494-14 643

Details of Short Term Gain (Loss) 2009: continued

Reference number	Quantity	Security Description	Opening Trade Date	Closing Trade Date	Sale Proceeds	Original Cost Adjusted Cost	Original Gain/(Loss) Adjusted Gain/(Loss)	Ordinary Income Capital Gain/(Loss)
125007500	7	ICICI BANK LTD-SPONS ADR- INR MorganStanley SmithBarney LLC acted as your agent	12/30/08	12/17/09	\$ 238.69	\$ 131.45 \$ 131.45	\$ 107.24 \$ 107.24	\$ 0.00 \$ 0.00
125007510	23	IDEXX LABORATORIES INC Morgan Stanley Smi th Barney LLC acted as yo ur agent in this transa	12/30/08	06/12/09	1,069.02	808.44 808.44	260.58 260.58	0.00 0.00
125007520	102	IDEXX LABORATORIES INC Morgan Stanley Smi	12/30/08	07/30/09	5,137.13	3,585.26 3,585.26	1,551.87 1,551.87	0.00 0.00
	133	th Barney LLC acted as yo ur agent in this transa	12/31/08		6,698.41	4,827.90 4,827.90	1,870.51 1,870.51	0.00 0.00
125007530	45	IDEXX LABORATORIES INC MorganStanley SmithBarney LLC acted as your agent in this transaction	12/30/08	12/17/09	2,344.88	1,581.73 1,581.73	763.15 763.15	0.00 0.00
125007540	109	ILLUMINA INC MorganStanley SmithBarney LLC acted as your agent in this transaction	10/28/09	12/17/09	2,975.84	3,675.47 3,675.47	(699.63) (699.63)	0.00 0.00
125007550	55	IMPERIAL OIL LTD NEW MorganStanley SmithBarney LLC acted as your agent in this transaction	12/30/08	09/23/09	2,131.19	1,826.28 1,826.28	304.91 304.91	0.00 0.00
125007560	45	IMPERIAL OIL LTD NEW MorganStanley SmithBarney LLC acted as your agent in this transaction	12/30/08	11/17/09	1,751.35	1,494.23 1,494.23	257.12 257.12	0.00 0.00
125007570	136	IMPERIAL OIL LTD NEW MorganStanley SmithBarney LLC acted as your agent in this transaction	12/30/08	12/17/09	5,054.17	4,515.89 4,515.89	538.28 538.28	0.00 0.00
125007580	2,600	INFINEON TECHNOLOGIES ADR	03/27/08	01/14/09	2,924.20	18,060.38 18,060.38	(15,136.18) (15,136.18)	0.00 0.00
125007670	420	INTEGRAL SYS INC MD Morgan Stanley Smi th Barney LLC acted as yo ur agent in this transa	12/30/08	07/30/09	3,222.45	4,925.09 4,925.09	(1,702.64) (1,702.64)	0.00 0.00

2
0
0
9
Y
E
A
R
E
N
D
S
U
M
M
A
R
Y

CITI GLOBAL IMPACT FUNDING
Account Number 692-72494-14 643

Details of Short Term Gain (Loss) 2009 - continued

Reference number	Quantity	Security Description	Opening Trade Date	Closing Trade Date	Sale Proceeds	Original Cost Adjusted Cost	Original Gain/(Loss) Adjusted Gain/(Loss)	Ordinary Income Capital Gain/(Loss)
125007680	21	INTEGRAL SYS INC MD MorganStanley SmithBarney LLC acted as your agent in this transaction	12/30/08	11/17/09	\$ 187 52	\$ 246 25 \$ 246.25	(\$ 58 73) (\$ 58.73)	\$ 0 00 \$ 0 00
125007690	63	INTEGRAL SYS INC MD MorganStanley SmithBarney LLC acted as your agent in this transaction	12/30/08	12/17/09	540 52	738 76 738 76	(198 24) (198 24)	0 00 0 00
125007700	99	INTEL CORP MorganStanley SmithBarney LLC acted as your agent in this transaction	05/14/09	09/23/09	1,978 11	1 544 62 1,544 62	433 49 433 49	0 00 0 00
125007710	105	INTEL CORP MorganStanley SmithBarney LLC acted as your agent in this transaction	05/14/09	11/17/09	2,128 80	1,638 23 1,638 23	490 57 490 57	0 00 0 00
125007720	365	INTEL CORP MorganStanley SmithBarney LLC acted as your agent in this transaction	05/14/09	12/17/09	6,979 68	5,694 80 5,694 80	1,284 88 1,284 88	0 00 0 00
125007800	846	INTERNATIONAL GAME TECHNOLOGY	12/30/08	03/02/09	6,734 12	9,465 56 9,465 56	(2,731 44) (2,731 44)	0 00 0 00
125007810	88	INTESA SANPAOLO S P A SPONSORED ADR	12/30/08	05/19/09	1,878 75	1,876 75 1,876 75	2 00 2 00	0 00 0 00
125007820	89	INTESA SANPAOLO S P A SPONSORED ADR MorganStanley SmithBarney LLC acted as your agent	12/30/08	09/23/09	2,444 76	1,898 08 1,898 08	546 68 546 68	0 00 0 00
125007830	79	INTESA SANPAOLO S P A SPONSORED ADR MorganStanley SmithBarney LLC acted as your agent	12/30/08	10/20/09	2,224 58	1,684 81 1,684 81	539 77 539 77	0 00 0 00
125007840	48	INTESA SANPAOLO S P A SPONSORED ADR MorganStanley SmithBarney LLC acted as your agent	12/30/08	11/17/09	1,320 44	1,023 68 1,023 68	296 76 296 76	0 00 0 00

2
0
0
9
Y
E
A
R
E
N
D
S
U
M
M
A
R
Y

CITI GLOBAL IMPACT FUNDING
Account Number 692-72494-14 643

Details of Short Term Gain (Loss) 2009 - continued

Reference number	Quantity	Security Description	Opening Trade Date	Closing Trade Date	Sale Proceeds	Original Cost Adjusted Cost	Original Gain/(Loss) Adjusted Gain/(Loss)	Ordinary Income Capital Gain/(Loss)
125007850	110	INTESA SANPAOLO S P A SPONSORED ADR MorganStanley SmithBarney LLC acted as your agent	12/30/08	12/17/09	\$ 2,848.92	\$ 2,345.94 \$ 2,345.94	\$ 502.98 \$ 502.98	\$ 0.00 \$ 0.00
125007860	441	INTUIT INC	12/30/08	01/23/09	10,262.89	10,310.54 10,310.54	(47.65) (47.65)	0.00 0.00
125007870	377	INTUIT INC	12/30/08	02/19/09	8,076.27	8,814.22 8,814.22	(737.95) (737.95)	0.00 0.00
125007880	63	INTUIT INC MorganStanley SmithBarney LLC acted as your agent in this transaction	12/30/08	11/17/09	1,911.37	1,472.93 1,472.83	438.44 438.44	0.00 0.00
125007890	450	INTUIT INC MorganStanley SmithBarney LLC acted as your agent in this transaction	12/30/08	12/17/09	13,545.96	10,520.95 10,620.95	3,025.01 3,025.01	0.00 0.00
125007900	47	INVESTMENT TECHNOLOGY GRP NEW Morgan Stanley Smith Barney LLC acted as yo ur agent in this transa	12/30/08	06/12/09	1,013.29	1,009.00 1,008.00	4.29 4.29	0.00 0.00
125007910	41	INVESTMENT TECHNOLOGY GRP NEW MorganStanley SmithBarney LLC acted as your agent in this transaction	12/30/08	09/23/09	1,151.66	880.19 880.19	271.47 271.47	0.00 0.00
125007920	5	INVESTMENT TECHNOLOGY GRP NEW MorganStanley SmithBarney LLC acted as your agent in this transaction	12/30/08	11/17/09	95.89	107.34 107.34	(11.45) (11.45)	0.00 0.00
125007930	71	INVESTMENT TECHNOLOGY GRP NEW MorganStanley SmithBarney LLC acted as your agent in this transaction	12/30/08	12/17/09	1,348.25	1,524.23 1,524.23	(175.98) (175.98)	0.00 0.00
125007980	101	JABIL CIRCUIT INC MorganStanley SmithBarney LLC acted as your agent in this transaction	09/23/09	11/17/09	1,457.79	1,287.63 1,287.63	170.16 170.16	0.00 0.00

2
0
0
9
Y
E
A
R
E
N
D
S
U
M
M
A
R
Y

Corrected Copy as of 03/31/10
Ref 00009495 00245443

CITI GLOBAL IMPACT FUNDING
Account Number 692-72494-14 643

Details of Short Term Gain (Loss) 2009 - continued

Reference number	Quantity	Security Description	Opening Trade Date	Closing Trade Date	Sale Proceeds	Original Cost Adjusted Cost	Original Gain/(Loss) Adjusted Gain/(Loss)	Ordinary Income Capital Gain/(Loss)
125007990	308	JABIL CIRCUIT INC MorganStanley SmithBarney LLC acted as your agent in this transaction	09/23/09	12/17/09	\$ 4,426 46	\$ 3,926 63 \$ 3,926 63	\$ 499 83 \$ 499 83	\$ 0 00 \$ 0 00
125008010	33	JONES LANG LASALLE INC	12/30/08	05/06/09	1 287 62	851 26 851 26	436 36 436 36	0 00 0 00
125008020	736	JONES LANG LASALLE INC	12/30/08	05/19/09	27,588 69	18,985 71 18,985 71	8,602.98 8,602 98	0 00 0 00
125008030	75	JONES LANG LASALLE INC MorganStanley SmithBarney LLC acted as your agent in this transaction.	12/30/08	12/17/09	4,313 69	1,934.68 1,934 88	2,379 01 2,379 01	0 00 0 00
125008040	552	JONES LANG LASALLE INC MorganStanley SmithBarney LLC acted as your agent in this transaction	12/30/08	12/28/09	34,002 54	14,239 28 14,239 28	19,763 26 19,763 26	0 00 0 00
125008050	77	JOY GLOBAL INC MorganStanley SmithBarney LLC acted as your agent in this transaction	08/04/09	09/23/09	3,735 59	3,100 20 3,100 20	635 39 635 39	0 00 0 00
125008060	137	JOY GLOBAL INC MorganStanley SmithBarney LLC acted as your agent in this transaction	08/04/09	10/20/09	7,506 56	5,515 93 5,515 93	1,990 63 1,990 63	0 00 0 00
125008070	246	JOY GLOBAL INC MorganStanley SmithBarney LLC acted as your agent in this transaction	08/04/09	10/30/09	12,440 74	9,904 53 9,904 53	2,536 21 2,536 21	0 00 0 00
125008080	49	JOY GLOBAL INC MorganStanley SmithBarney LLC acted as your agent in this transaction	08/04/09	11/17/09	2,786 06	1,972 85 1,972 85	813 21 813 21	0 00 0 00
125008090	118	JOY GLOBAL INC MorganStanley SmithBarney LLC acted as your agent in this transaction	08/04/09	12/17/09	6,223 74	4,750 95 4,750 95	1,472 79 1,472 79	0 00 0 00
125008100	522	JUNIPER NETWORKS INC	12/30/08	05/15/09	11 260 29	9,071 52 9,071 52	2,188 77 2,188 77	0 00 0 00

2
0
0
9
Y
E
A
R
E
N
D
S
U
M
M
A
R
Y

Corrected Copy as of 03/31/10
Ref 00009495 00245444

CITI GLOBAL IMPACT FUNDING
Account Number 692-72494-14 643

Details of Short Term Gain (Loss) 2009 - continued

Reference number	Quantity	Security Description	Opening Trade Date	Closing Trade Date	Sale Proceeds	Original Cost Adjusted Cost	Original Gain/(Loss) Adjusted Gain/(Loss)	Ordinary Income Capital Gain/(Loss)
125008110	545	JUNIPER NETWORKS INC Morgan Stanley Smi	12/30/08	06/08/09	\$ 12,715 61	\$ 9,471 23	\$ 3,244 38	\$ 0 00
	77	th Barney LLC acted as yo	03/12/09		1,796 52	1,131 75	664 77	0 00
	162	ur agent in this transa	04/01/09		3,779 68	2,535 15	1,244 53	0 00
						2,535 15	1,244 53	0 00
125008120	21	JUPITER TELECOM UNSPON ADR MorganStanley SmithBarney LLC acted as your agent in this transaction	04/03/09	09/23/09	1,228 46	919 39	309 07	0 00
						919 39	309 07	0 00
125008130	47	JUPITER TELECOM UNSPON ADR MorganStanley SmithBarney LLC acted as your agent in this transaction	04/03/09	11/17/09	2,714 18	2,057 69	656 49	0 00
						2,057 69	656 49	0 00
125008140	131	JUPITER TELECOM UNSPON ADR MorganStanley SmithBarney LLC acted as your agent in this transaction	04/03/09	12/17/09	7,938 39	5,735 26	2,203 13	0 00
						5,735.26	2,203.13	0 00
125008150	48	KB FINANCIAL GROUP INC ADR	12/30/08	05/19/09	1,872 91	1,241 29	631 62	0 00
						1,241.29	631 62	0 00
125008160	26	KB FINANCIAL GROUP INC ADR MorganStanley SmithBarney LLC acted as your agent in this transaction	12/30/08	09/23/09	1,341 56	672 37	669 19	0 00
						672 37	668 19	0 00
125008170	30	KB FINANCIAL GROUP INC ADR MorganStanley SmithBarney LLC acted as your agent in this transaction	12/30/08	11/17/09	1,591 75	775 81	815 94	0 00
						775 81	815 94	0 00
125008180	90	KB FINANCIAL GROUP INC ADR MorganStanley SmithBarney LLC acted as your agent in this transaction	12/30/08	12/17/09	4,575 48	2,327 43	2,248 05	0 00
						2,327 43	2,248 05	0 00
125008210	1,853	K V PHARMACEUTICAL CO CLASS A	12/30/08	01/29/09	1,111 79	4,909 34	(3,797 55)	0 00
	1,810		01/16/09		1,085 99	4,505 09	(3,419 10)	0 00
						4,505 09	(3,419 10)	0 00
125008220	234	KANSAS CITY SOUTHERN INDS NEW	01/12/09	04/28/09	3,559 24	4,754 88	(1,195 64)	0 00
						4,754 88	(1,195 64)	0 00

2
0
0
9

Y
E
A
R

E
N
D

S
U
M
M
A
R
Y

CITI GLOBAL IMPACT FUNDING
Account Number 692-72494-14 643

Details of Short Term Gain (Loss) 2009 - continued

Reference number	Quantity	Security Description	Opening Trade Date	Closing Trade Date	Sale Proceeds	Original Cost Adjusted Cost	Original Gain/(Loss) Adjusted Gain/(Loss)	Ordinary Income Capital Gain/(Loss)
125008230	1,243	KANSAS CITY SOUTHERN INDS NEW Morgan Stanley Smith Barney LLC acted as your agent in this transaction.	05/15/09	09/02/09	\$ 29,461.45	\$ 18,440.90 \$ 18,440.90	\$ 11,020.55 \$ 11,020.55	\$ 0.00 \$ 0.00
125008240	129	KANSAS CITY SOUTHERN INDS NEW Morgan Stanley Smith Barney LLC acted as your agent in this transaction.	05/15/09	12/17/09	4,008.33	1,913.82 1,913.82	2,094.51 2,094.51	0.00 0.00
125008250	817	KANSAS CITY SOUTHERN INDS NEW Morgan Stanley Smith Barney LLC acted as your agent in this transaction.	05/15/09	12/28/09	27,494.52	12,120.85 12,120.85	15,373.67 15,373.67	0.00 0.00
	29		05/27/09		975.94	461.50 481.50	514.44 514.44	0.00 0.00
125008260	57	KELLOGG CO	11/18/08	05/06/09	2,444.77	2,619.42 2,619.42	(174.65) (174.65)	0.00 0.00
125008270	85	KELLOGG CO	11/18/08	05/19/09	3,728.38	3,906.15 3,906.15	(177.77) (177.77)	0.00 0.00
125008280	1,886	KELLOGG CO Morgan Stanley Smith Barney LLC acted as your agent in this transaction.	11/18/08	06/03/09	83,643.84	86,670.56 86,670.56	(3,026.72) (3,026.72)	0.00 0.00
	819		12/30/08		36,322.53	35,257.62 35,257.62	1,064.91 1,064.91	0.00 0.00
125008290	69	KELLOGG CO Morgan Stanley Smith Barney LLC acted as your agent in this transaction.	12/30/08	09/23/09	3,417.48	2,970.42 2,970.42	447.06 447.06	0.00 0.00
125008300	126	KELLOGG CO Morgan Stanley Smith Barney LLC acted as your agent in this transaction.	12/30/08	11/17/09	6,714.01	5,424.25 5,424.25	1,289.76 1,289.76	0.00 0.00
125008310	424	KELLOGG CO Morgan Stanley Smith Barney LLC acted as your agent in this transaction.	12/30/08	12/17/09	22,128.84	18,253.03 18,253.03	3,875.81 3,875.81	0.00 0.00
125008320	57	KENSEY NASH CORP	12/30/08	05/06/09	1,190.12	1,032.00 1,032.00	158.12 158.12	0.00 0.00
125008330	226	KENSEY NASH CORP Morgan Stanley Smith Barney LLC acted as your agent in this transaction.	12/30/08	07/30/09	6,597.19	4,091.80 4,091.80	2,505.39 2,505.39	0.00 0.00

2
0
0
9
Y
E
A
R
E
N
D
S
U
M
M
A
R
Y

CITI GLOBAL IMPACT FUNDING
Account Number 692-72494-14 643

Details of Short Term Gain (Loss) 2009 - continued

Reference number	Quantity	Security Description	Opening Trade Date	Closing Trade Date	Sale Proceeds	Original Cost Adjusted Cost	Original Gain/(Loss) Adjusted Gain/(Loss)	Ordinary Income Capital Gain/(Loss)
125008340	59	KENSEY NASH CORP MorganStanley SmithBarney LLC acted as your agent in this transaction	12/30/08	12/17/09	\$ 1,436.02	\$ 1,068.21 \$ 1,068.21	\$ 367.81 \$ 367.81	\$ 0.00 \$ 0.00
125008350	123	KEYCORP -NEW MorganStanley SmithBarney LLC acted as your agent in this transaction	07/07/09	12/17/09	680.42	656.82 656.82	23.60 23.60	0.00 0.00
125008360	99	KIMBERLY CLARK CORP MorganStanley SmithBarney LLC acted as your agent in this transaction	10/30/09	12/17/09	6,339.00	6,069.33 6,069.33	269.67 269.67	0.00 0.00
125008370	159	KINGFISHER PLC SPONSORED ADR NEW Morgan Stanley Smi th Barney LLC acted as yo	12/30/08	06/12/09	984.18	612.15 612.15	372.03 372.03	0.00 0.00
125008380	181	KINGFISHER PLC SPONSORED ADR NEW MorganStanley SmithBarney LLC acted as your agent	12/30/08	09/23/09	1,266.96	696.85 696.85	570.11 570.11	0.00 0.00
125008390	175	KINGFISHER PLC SPONSORED ADR NEW MorganStanley SmithBarney LLC acted as your agent	12/30/08	11/17/09	1,408.71	673.75 673.75	734.96 734.96	0.00 0.00
125008400	865	KINGFISHER PLC SPONSORED ADR NEW MorganStanley SmithBarney LLC acted as your agent	12/30/08	12/17/09	6,253.78	3,330.25 3,330.25	2,923.53 2,923.53	0.00 0.00
125008410	679	KNIGHT CAPITAL GROUP INC CL A	10/07/09	12/03/09	9,906.42	14,801.52 14,801.52	(4,895.10) (4,895.10)	0.00 0.00
	1,878	MorganStanley SmithBarney LLC acted as your agent	10/08/09		27,399.50	41,687.47 41,687.47	(14,287.97) (14,287.97)	0.00 0.00
	300		10/09/09		4,376.92	6,734.85 6,734.85	(2,357.93) (2,357.83)	0.00 0.00
	2,013		10/12/09		29,369.11	45,496.82 45,496.82	(16,127.71) (16,127.71)	0.00 0.00
	277		10/13/09		4,041.36	6,196.79 6,196.79	(2,155.43) (2,155.43)	0.00 0.00

2
0
0
9
Y
E
A
R
E
N
D
S
U
M
M
A
R
Y

CITI GLOBAL IMPACT FUNDING
Account Number 692-72494-14 643

Details of Short Term Gain (Loss) 2009 - continued

Reference number	Quantity	Security Description	Opening Trade Date	Closing Trade Date	Sale Proceeds	Original Cost Adjusted Cost	Original Gain/(Loss) Adjusted Gain/(Loss)	Ordinary Income Capital Gain/(Loss)
125008420	907	KNIGHT TRANSPORTATION INC	12/30/08	04/24/09	\$ 15,509.30	\$ 14,092.60 \$ 14,092.60	\$ 1,416.70 \$ 1,416.70	\$ 0.00 \$ 0.00
125008430	201	KNIGHT TRANSPORTATION INC MorganStanley SmithBarney LLC acted as your agent in this transaction	12/30/08	12/17/09	3,660.61	3,123.06 3,123.06	537.55 537.55	0.00 0.00
125008440	13	KOHL'S CORP MorganStanley SmithBarney LLC acted as your agent in this transaction	12/30/08	09/23/09	715.37	450.02 450.02	265.35 265.35	0.00 0.00
125008450	12	KOHL'S CORP MorganStanley SmithBarney LLC acted as your agent in this transaction	12/30/08	11/17/09	662.98	415.41 415.41	247.57 247.57	0.00 0.00
125008460	67	KOHL'S CORP MorganStanley SmithBarney LLC acted as your agent in this transaction	12/30/08	12/17/09	3,579.04	2,319.35 2,319.35	1,259.69 1,259.69	0.00 0.00
125008470	46	KOMATSU LTD ADR NEW MorganStanley SmithBarney LLC acted as your agent in this transaction	12/30/08	09/23/09	3,616.42	2,329.87 2,329.87	1,286.55 1,286.55	0.00 0.00
125008480	65	KOMATSU LTD ADR NEW MorganStanley SmithBarney LLC acted as your agent in this transaction	12/30/08	11/17/09	5,238.86	3,292.20 3,292.20	1,946.66 1,946.66	0.00 0.00
125008490	616	KOMATSU LTD ADR NEW MorganStanley SmithBarney LLC acted as your agent in this transaction	12/30/08	11/23/09	47,750.97	31,199.97 31,199.97	16,551.00 16,551.00	0.00 0.00
125008500	310	KONINKLIJKE PHILIPS ELECTRONICIS NS SPON ADR NEW Morgan Stanley Smith Barney LLC acted as yo	12/30/08	07/30/09	6,950.98	6,072.03 6,072.03	878.95 878.95	0.00 0.00
125008510	2	KONINKLIJKE PHILIPS ELECTRONICIS NS SPON ADR NEW MorganStanley SmithBarney LLC acted as your agent	12/30/08	11/17/09	55.15	39.17 39.17	15.98 15.98	0.00 0.00

2
0
0
9

Y
E
A
R

E
N
D

S
U
M
M
A
R
Y

CITI GLOBAL IMPACT FUNDING
Account Number 692-72494-14 643

Details of Short Term Gain (Loss) 2009 - continued

Reference number	Quantity	Security Description	Opening Trade Date	Closing Trade Date	Sale Proceeds	Original Cost Adjusted Cost	Original Gain/(Loss) Adjusted Gain/(Loss)	Ordinary Income Capital Gain/(Loss)
125008520	125	KONINKLIJKE PHILIPS ELECTRONICIS NS SPON ADR NEW MorganStanley SmithBarney LLC acted as your agent	12/30/08	12/17/09	\$ 3,568.66	\$ 2,448.40 \$ 2,448.40	\$ 1,120.26 \$ 1,120.26	\$ 0.00 \$ 0.00
125008530	9	KONICA MINOLTA HLDGS UNSPON ADR MorganStanley SmithBarney LLC acted as your agent	06/09/09	12/17/09	954.96	1,013.77 1,013.77	(58.81) (58.81)	0.00 0.00
125008540	1,237	KOREA ELEC PWR CORP SP ADR	12/30/08	02/12/09	12,088.14	13,997.89 13,997.89	(1,909.75) (1,909.75)	0.00 0.00
125008550	391	KROGER CO MorganStanley SmithBarney LLC acted as your agent	12/30/08	09/24/09	8,019.48	10,180.94 10,180.94	(2,161.46) (2,161.46)	0.00 0.00
	810	acted as your agent in this transaction	04/01/09		16,613.24	17,275.68 17,275.68	(662.44) (662.44)	0.00 0.00
125008560	54	KUBOTA LTD ADR -USD-	12/30/08	05/19/09	1,853.91	1,915.54 1,915.54	(61.63) (61.63)	0.00 0.00
125008570	37	KUBOTA LTD ADR -USD- MorganStanley SmithBarney LLC acted as your agent in this transaction	12/30/08	09/23/09	1,536.20	1,312.50 1,312.50	223.70 223.70	0.00 0.00
125008580	823	KUBOTA LTD ADR -USD- MorganStanley SmithBarney LLC acted as your agent in this transaction	12/30/08	10/20/09	32,531.03	29,194.28 29,194.28	3,336.75 3,336.75	0.00 0.00
125008590	29	KUBOTA LTD ADR -USD- MorganStanley SmithBarney LLC acted as your agent in this transaction	12/30/08	11/17/09	1,273.06	1,028.72 1,028.72	244.34 244.34	0.00 0.00
125008600	133	KUBOTA LTD ADR -USD- MorganStanley SmithBarney LLC acted as your agent in this transaction	12/30/08	12/17/09	6,236.73	4,717.91 4,717.91	1,518.82 1,518.82	0.00 0.00
125008610	70	LKQ CORP	12/30/08	05/06/09	1,211.21	788.15 788.15	423.06 423.06	0.00 0.00
125008620	229	LKQ CORP Morgan Stanley Smi	01/20/09	07/30/09	4,040.39	2,743.72 2,743.72	1,296.67 1,296.67	0.00 0.00
	612	th Barney LLC acted as your agent in this transa	03/27/09		10,797.88	9,118.74 9,118.74	1,679.14 1,679.14	0.00 0.00

2
0
0
9
Y
E
A
R
E
N
D
S
U
M
M
A
R
Y

Corrected Copy as of 03/31/10
Ref 00009495 00245449

CITI GLOBAL IMPACT FUNDING
Account Number 692-72494-14 643

Details of Short Term Gain (Loss) 2009 - continued

Reference number	Quantity	Security Description	Opening Trade Date	Closing Trade Date	Sale Proceeds	Original Cost Adjusted Cost	Original Gain/(Loss) Adjusted Gain/(Loss)	Ordinary Income Capital Gain/(Loss)
125008630	119	L OREAL CO ADR -USD-	12/30/08	05/19/09	\$ 1,855 16	\$ 2,102 67	(\$ 247 51)	\$ 0 00
						\$ 2,102 67	(\$ 247 51)	\$ 0 00
125008640	1,371	L OREAL CO ADR -USD-	12/30/08	05/26/09	21,677 83	24,224.88	(2,547 05)	0 00
						24,224 88	(2,547 05)	0 00
125008650	218	L OREAL CO ADR -USD- MorganStanley SmithBarney LLC acted as your agent in this transaction	12/30/08	09/23/09	4,399 12	3,851 95	547 17	0 00
						3,851 95	547 17	0 00
125008660	391	L OREAL CO ADR -USD- MorganStanley SmithBarney LLC acted as your agent in this transaction	12/30/08	11/17/09	8,543 13	6,908 77	1,634 36	0 00
						6,908 77	1,634 36	0 00
125008670	1,413	L OREAL CO ADR -USD- MorganStanley SmithBarney LLC acted as your agent in this transaction	12/30/08	12/17/09	30,378 71	24,967 01	5,411 70	0 00
						24,967 01	5,411 70	0 00
125008680	77	LVMH MOET HENNESSY LOUIS VUITTON, PARIS-EUR ADR	03/19/09	05/06/09	1,226 57	1,052 20	174 37	0 00
						1,052 20	174 37	0 00
125008690	114	LVMH MOET HENNESSY LOUIS VUITTON, PARIS-EUR ADR	03/19/09	05/19/09	1,859 29	1,557 80	301 49	0 00
						1,557 80	301 49	0 00
125008700	60	LVMH MOET HENNESSY LOUIS VUITTON, PARIS-EUR ADR Morgan Stanley Smi th Barney LLC acted as yo	03/19/09	06/12/09	998 97	819.89	179 08	0 00
						819 89	179 08	0 00
125008710	211	LVMH MOET HENNESSY LOUIS VUITTON, PARIS-EUR ADR MorganStanley SmithBarney LLC acted as your agent	03/19/09	12/17/09	4,570 35	2,883 29	1,687 06	0 00
						2,883 29	1,687 06	0 00
125008720	139	LANDSTAR SYSTEM INC Morgan Stanley Smi th Barney LLC acted as yo ur agent in this transa	07/02/09	07/30/09	5,097 96	4,860 55	237 41	0 00
						4,860 55	237 41	0 00
125008730	29	LANDSTAR SYSTEM INC MorganStanley SmithBarney LLC acted as your agent in this transaction	03/13/09	12/17/09	1,135 61	861 48	274 13	0 00
						861 48	274 13	0 00
125008740	4 915 773	LAZARD EMERGING MARKETS PORT FUND	12/30/08	05/06/09	65,133 99	53,041 19	12,092 80	0 00
						53,041 19	12,092 80	0 00

2
0
0
9
Y
E
A
R
E
N
D
S
U
M
M
A
R
Y

CITI GLOBAL IMPACT FUNDING
Account Number 692-72494-14 643

Details of Short Term Gain (Loss) 2009 - continued

Reference number	Quantity	Security Description	Opening Trade Date	Closing Trade Date	Sale Proceeds	Original Cost Adjusted Cost	Original Gain/(Loss) Adjusted Gain/(Loss)	Ordinary Income Capital Gain/(Loss)
125008750	7,945.948	LAZARD EMERGING MARKETS PORT FUND	12/30/08	05/19/09	\$ 108,780.03	\$ 85,736.78 \$ 85,736.78	\$ 23,043.25 \$ 23,043.25	\$ 0.00 \$ 0.00
125008760	4,284.732	LAZARD EMERGING MARKETS PORT FUND	12/30/08	06/12/09	62,128.61	46,232.26 46,232.26	15,896.35 15,896.35	0.00 0.00
125008770	9,702.978	LAZARD EMERGING MARKETS PORT FUND	12/30/08	09/23/09	167,958.55	104,695.13 104,695.13	63,263.42 63,263.42	0.00 0.00
125008780	10.850	LAZARD EMERGING MARKETS PORT FUND	12/30/08	10/20/09	199,965.50	117,071.50 117,071.50	82,894.00 82,894.00	0.00 0.00
125008790	7,167.996	LAZARD EMERGING MARKETS PORT FUND	12/30/08	11/17/09	132,106.17	77,342.68 77,342.68	54,763.49 54,763.49	0.00 0.00
125008800	22,673.977	LAZARD EMERGING MARKETS PORT FUND	12/30/08	12/17/09	408,131.59	244,652.21 244,652.21	163,479.38 163,479.38	0.00 0.00
125008810	68	LEGG MASON INC MorganStanley SmithBarney LLC acted as your agent in this transaction	06/30/09	10/20/09	2,217.42	1,666.51 1,666.51	550.91 550.91	0.00 0.00
125008820	385	LEGG MASON INC MorganStanley SmithBarney LLC acted as your agent in this transaction	06/30/09	12/01/09	10,890.99	9,435.39 9,435.39	1,455.60 1,455.60	0.00 0.00
125008860	2,898	LOEWS CORP Morgan Stanley Smith Barney LLC acted as your agent in this transaction	03/25/09	08/19/09	88,879.37	65,461.76 65,461.76	23,417.61 23,417.61	0.00 0.00
	29		04/01/09		889.41	646.70 646.70	242.71 242.71	0.00 0.00
125008870	185	LONZA GROUP AG UNSPON ADR	12/30/08	05/19/09	1,831.45	1,729.75 1,729.75	101.70 101.70	0.00 0.00
125008880	808	LONZA GROUP AG UNSPON ADR Morgan Stanley Smith Barney LLC acted as your agent in this transaction	04/01/09	07/30/09	7,676.00	7,918.40 7,918.40	(242.40) (242.40)	0.00 0.00
125008890	40	LONZA GROUP AG UNSPON ADR MorganStanley SmithBarney LLC acted as your agent in this transaction	12/30/08	09/23/09	435.18	374.00 374.00	61.18 61.18	0.00 0.00
125008900	88	LONZA GROUP AG UNSPON ADR MorganStanley SmithBarney LLC acted as your agent in this transaction	12/30/08	11/17/09	711.02	822.80 822.80	(111.78) (111.78)	0.00 0.00

2
0
0
9
Y
E
A
R
E
N
D
S
U
M
M
A
R
Y

Corrected Copy as of 03/31/10
Ref. 00009495 00245451

CITI GLOBAL IMPACT FUNDING
Account Number 692-72494-14 643

Details of Short Term Gain (Loss) 2009 - continued

Reference number	Quantity	Security Description	Opening Trade Date	Closing Trade Date	Sale Proceeds	Original Cost Adjusted Cost	Original Gain/(Loss) Adjusted Gain/(Loss)	Ordinary Income Capital Gain/(Loss)
125008910	9	LONZA GROUP AG UNSPON ADR Morgan Stanley Smith Barney LLC acted as your agent in this transaction	12/30/08	12/17/09	\$ 62 90	\$ 84 15 \$ 84 15	(\$ 21 25) (\$ 21.25)	\$ 0.00 \$ 0.00
125008920	22	M & T BK CORP	02/26/09	05/06/09	1 269 80	923 91 923 91	345 89 345 89	0 00 0 00
125008930	21	M & T BK CORP Morgan Stanley Smith Barney LLC acted as your agent in this transaction	02/26/09	06/12/09	1,020 57	881 91 881 91	138 66 138 66	0 00 0 00
125008940	281	M & T BK CORP Morgan Stanley Smith Barney LLC acted as your agent in this transaction	02/26/09	09/23/09	18,145 11	11,800 82 11,800 82	6,344 29 6,344 29	0 00 0 00
125008950	250	M & T BK CORP Morgan Stanley Smith Barney LLC acted as your agent in this transaction	02/26/09	10/20/09	16 859 99	10,498 95 10,498 95	6,361 04 6,361 04	0 00 0 00
125008960	136	M & T BK CORP Morgan Stanley Smith Barney LLC acted as your agent in this transaction	02/26/09	11/17/09	8,600 80	5,711 43 5,711 43	2,889 37 2,889 37	0 00 0 00
125008970	420	M & T BK CORP Morgan Stanley Smith Barney LLC acted as your agent in this transaction	02/26/09	12/17/09	26,708 87	17,638 24 17,638 24	9 070 63 9,070 63	0 00 0 00
125008980	688	MEMC ELECTRONIC MATERIALS INC	12/30/08	01/22/09	8,119 04	9,280 02 9,280 02	(1,160 98) (1,160 98)	0 00 0 00
125008990	1 846 746	MEMC ELECTRONIC MATERIALS INC Morgan Stanley Smith Barney LLC acted as your agent in this transaction	05/20/09 08/02/09	11/18/09	24 205 60 9,781 90	33,069 61 11,700 34 11,700 34	(8 864 01) (1,918 44) (1,918 44)	0 00 0 00 0 00
125009000	176	MWI VETERINARY SUPPLY INC Morgan Stanley Smith Barney LLC acted as your agent in this transaction	12/30/08	07/30/09	6,836 05	4,447 06 4,447 06	2,388 99 2,388 99	0 00 0 00

2
0
0
9
Y
E
A
R
E
N
D
S
U
M
M
A
R
Y

CITI GLOBAL IMPACT FUNDING
Account Number 692-72494-14 643

Details of Short Term Gain (Loss) 2009 - continued

Reference number	Quantity	Security Description	Opening Trade Date	Closing Trade Date	Sale Proceeds	Original Cost Adjusted Cost	Original Gain/(Loss) Adjusted Gain/(Loss)	Ordinary Income Capital Gain/(Loss)
125009010	4	MWI VETERINARY SUPPLY INC MorganStanley SmithBarney LLC acted as your agent in this transaction	12/30/08	09/23/09	\$ 160.35	\$ 101.07 \$ 101.07	\$ 59.28 \$ 59.28	\$ 0.00 \$ 0.00
125009020	92	MWI VETERINARY SUPPLY INC MorganStanley SmithBarney LLC acted as your agent in this transaction	12/30/08	12/17/09	3,206.11	2,324.60 2,324.60	881.51 881.51	0.00 0.00
125009030	3	MANHATTAN ASSOCIATES INC MorganStanley SmithBarney LLC acted as your agent in this transaction	12/30/08	09/23/09	61.46	45.65 45.65	15.81 15.81	0.00 0.00
125009040	41	MANHATTAN ASSOCIATES INC MorganStanley SmithBarney LLC acted as your agent in this transaction	12/30/08	11/17/09	993.40	623.87 623.87	369.53 369.53	0.00 0.00
125009050	115	MANHATTAN ASSOCIATES INC MorganStanley SmithBarney LLC acted as your agent in this transaction	12/30/08	12/17/09	2,721.99	1,749.89 1,749.89	972.10 972.10	0.00 0.00
125009060	1,566	MANPOWER INC WIS NEW	12/30/08	01/13/09	51,052.56	50,346.27 50,346.27	706.29 706.29	0.00 0.00
125009070	595	MARSH & MCLENNAN COS INC	12/30/08	01/15/09	12,721.02	13,898.79 13,898.79	(1,177.77) (1,177.77)	0.00 0.00
125009080	596	MARSH & MCLENNAN COS INC	12/30/08	01/23/09	11,721.76	13,922.14 13,922.14	(2,200.38) (2,200.38)	0.00 0.00
125009090	241	MARTIN MARIETTA MATERIALS INC Morgan Stanley SmithBarney LLC acted as your agent in this transaction	12/30/08	06/23/09	19,005.97	22,957.08 22,957.08	(3,951.11) (3,951.11)	0.00 0.00
	6		04/01/09		473.18	500.04 500.04	(26.86) (26.86)	0.00 0.00
125009100	23	MASSEY ENERGY COMPANY MorganStanley SmithBarney LLC acted as your agent in this transaction	10/16/09	11/17/09	920.20	753.84 753.84	166.36 166.36	0.00 0.00
125009110	62	MASSEY ENERGY COMPANY MorganStanley SmithBarney LLC acted as your agent in this transaction	10/16/09	12/17/09	2,458.85	2,032.10 2,032.10	426.75 426.75	0.00 0.00

2009 YEAR END SUMMARY

CITI GLOBAL IMPACT FUNDING
Account Number 692-72494-14 643

Details of Short Term Gain (Loss) 2009 - continued

Reference number	Quantity	Security Description	Opening Trade Date	Closing Trade Date	Sale Proceeds	Original Cost Adjusted Cost	Original Gain/(Loss) Adjusted Gain/(Loss)	Ordinary Income Capital Gain/(Loss)
125009120	241	MATTHEWS INTL CORP CL A Morgan Stanley Smith Barney LLC acted as your agent in this transaction	12/30/08	07/30/09	\$ 7,695 15	\$ 8,430 95 \$ 8,430 95	(\$ 735 80) (\$ 735 80)	\$ 0 00 \$ 0 00
125009130	31	MCAFEE INC	12/30/08	05/06/09	1,230 66	1,035 51 1,035 51	195 15 195 15	0 00 0 00
125009140	53 169	MCAFEE INC Morgan Stanley Smith Barney LLC acted as your agent in this transaction	12/30/08 04/01/09	07/30/09	2,259 22 7,203 93	1,770 39 5,694 79 5,694 79	488 83 1,509 14 1,509 14	0 00 0 00 0 00
125009150	50	MCAFEE INC Morgan Stanley Smith Barney LLC acted as your agent in this transaction	12/30/08	10/20/09	2,228 94	1,670 17 1,670 17	558 77 558 77	0 00 0 00
125009160	360	MCAFEE INC Morgan Stanley Smith Barney LLC acted as your agent in this transaction	12/30/08	12/01/09	14,107 96	12,025 26 12,025 26	2,082 70 2,082 70	0 00 0 00
125009170	143	MCAFEE INC Morgan Stanley Smith Barney LLC acted as your agent in this transaction	12/30/08	12/17/09	5,534 16	4,776 70 4,776 70	757 46 757 46	0 00 0 00
125009180	69	MCCORMICK & CO INC NON-VOTING Morgan Stanley Smith Barney LLC acted as your agent in this transaction	12/30/08	09/23/09	2,410 96	2,180 34 2,180 34	230 62 230 62	0 00 0 00
125009190	77	MCCORMICK & CO INC NON-VOTING Morgan Stanley Smith Barney LLC acted as your agent in this transaction	12/30/08	11/17/09	2,775 00	2,433 13 2,433 13	341 87 341 87	0 00 0 00
125009200	295	MCCORMICK & CO INC NON-VOTING Morgan Stanley Smith Barney LLC acted as your agent in this transaction	12/30/08	12/17/09	10,528 83	9,321 73 9,321 73	1,207 10 1,207 10	0 00 0 00
125009210	33	MCDERMOTT INTERNATIONAL INC Morgan Stanley Smith Barney LLC acted as your agent in this transaction	04/15/09	09/23/09	879 17	536 31 536 31	342 86 342 86	0 00 0 00

2
0
0
9
Y
E
A
R
E
N
D
S
U
M
M
A
R
Y

CITI GLOBAL IMPACT FUNDING
Account Number 692-72494-14 643

Details of Short Term Gain (Loss) 2009 - *continued*

Reference number	Quantity	Security Description	Opening Trade Date	Closing Trade Date	Sale Proceeds	Original Cost Adjusted Cost	Original Gain/(Loss) Adjusted Gain/(Loss)	Ordinary Income Capital Gain/(Loss)
125009220	92	MCDERMOTT INTERNATIONAL INC MorganStanley SmithBarney LLC acted as your agent in this transaction	04/15/09	10/20/09	\$ 2,370.31	\$ 1,495.17 \$ 1,495.17	\$ 875.14 \$ 875.14	\$ 0.00 \$ 0.00
125009240	732	MCGRAW HILL COS INC Morgan Stanley Smith Barney LLC acted as your agent in this transaction	12/30/08	06/16/09	21,958.11	16,671.23 16,671.23	5,286.88 5,286.88	0.00 0.00
125009250	361	MCGRAW HILL COS INC MorganStanley SmithBarney LLC acted as your agent in this transaction	12/30/08	12/17/09	12,418.37	8,221.74 8,221.74	4,196.63 4,196.63	0.00 0.00
125009260	21	MCKESSON CORPORATION MorganStanley SmithBarney LLC acted as your agent in this transaction	09/24/09	11/17/09	1,338.29	1,220.57 1,220.57	117.72 117.72	0.00 0.00
125009270	157	MCKESSON CORPORATION MorganStanley SmithBarney LLC acted as your agent in this transaction	09/24/09	12/17/09	9,972.84	9,125.22 9,125.22	847.62 847.62	0.00 0.00
125009280	545	MEDCO HEALTH SOLUTIONS INC	12/30/08	02/06/09	25,680.25	23,073.94 23,073.94	2,606.31 2,606.31	0.00 0.00
125009290	803	MEDIASET S P A SPONSORED ADR-USD	04/29/08	04/23/09	12,782.70	21,363.01 21,363.01	(8,580.31) (8,580.31)	0.00 0.00
	351		04/01/09		5,587.46	4,703.40 4,703.40	884.06 884.06	0.00 0.00
125009300	58	MERCK KGAA ADR MorganStanley SmithBarney LLC acted as your agent in this transaction	12/30/08	09/23/09	1,905.25	1,777.70 1,777.70	127.55 127.55	0.00 0.00
125009310	795	MEREDITH CORP	12/30/08	03/27/09	13,838.56	12,934.97 12,934.97	903.59 903.59	0.00 0.00
125009320	1,326	MEREDITH CORP	12/30/08	04/29/09	31,915.33	21,574.55 21,574.55	10,340.78 10,340.78	0.00 0.00
125009330	1,327	MEREDITH CORP	12/30/08	05/20/09	36,981.07	21,590.82 21,590.82	15,390.25 15,390.25	0.00 0.00

2
0
0
9
Y
E
A
R
E
N
D
S
U
M
M
A
R
Y

CITI GLOBAL IMPACT FUNDING
Account Number 692-72494-14 643

Details of Short Term Gain (Loss) 2009: *continued*

Reference number	Quantity	Security Description	Opening Trade Date	Closing Trade Date	Sale Proceeds	Original Cost Adjusted Cost	Original Gain/(Loss) Adjusted Gain/(Loss)	Ordinary Income Capital Gain/(Loss)
125009340	240	MERIDIAN BIOSCIENCE INC Morgan Stanley Smith Barney LLC acted as your agent in this transaction	12/30/08	07/30/09	\$ 5,278.10	\$ 6,008.93 \$ 6,008.93	(\$ 730.83) (\$ 730.83)	\$ 0.00 \$ 0.00
125009350	27	MERIDIAN BIOSCIENCE INC Morgan Stanley Smith Barney LLC acted as your agent in this transaction	12/30/08	09/23/09	699.82	676.00 676.00	23.82 23.82	0.00 0.00
125009360	910	METROPCS COMMUNICATIONS INC Morgan Stanley Smith Barney LLC acted as your agent in this transaction	12/30/08	07/07/09	11,251.13	12,809.25 12,809.25	(1,558.12) (1,558.12)	0.00 0.00
125009370	1,345 21	METROPCS COMMUNICATIONS INC Morgan Stanley Smith Barney LLC acted as your agent in this transaction	12/30/08 04/01/09	07/31/09	16,058.08 250.72	18,932.36 18,932.36 367.50 367.50	(2,874.28) (2,874.28) (116.78) (116.78)	0.00 0.00 0.00 0.00
125009380	105	MICHELIN CGDE UNSPON ADR	12/30/08	05/06/09	1,202.21	1,122.45 1,122.45	79.76 79.76	0.00 0.00
125009390	170	MICHELIN CGDE UNSPON ADR	12/30/08	05/19/09	1,835.95	1,817.30 1,817.30	18.65 18.65	0.00 0.00
125009400	100	MICHELIN CGDE UNSPON ADR Morgan Stanley Smith Barney LLC acted as your agent in this transaction.	12/30/08	09/23/09	1,629.95	1,069.00 1,069.00	560.95 560.95	0.00 0.00
125009410	180	MICHELIN CGDE UNSPON ADR Morgan Stanley Smith Barney LLC acted as your agent in this transaction	12/30/08	11/17/09	2,915.92	1,924.20 1,924.20	991.72 991.72	0.00 0.00
125009420	411	MICHELIN CGDE UNSPON ADR Morgan Stanley Smith Barney LLC acted as your agent in this transaction	12/30/08	12/17/09	6,275.80	4,393.59 4,393.59	1,882.21 1,882.21	0.00 0.00
125009470	440 249	MICROCHIP TECHNOLOGY INC	02/06/09 04/01/09	05/28/09	9,465.03 5,356.35	9,055.11 9,055.11 5,321.13 5,321.13	409.92 409.92 35.22 35.22	0.00 0.00 0.00 0.00

2
0
0
9
Y
E
A
R
E
N
D
S
U
M
M
A
R
Y

Corrected Copy as of 03/31/10
Ref 00009495 00245456

CITI GLOBAL IMPACT FUNDING
Account Number 692-72494-14 643

Details of Short Term Gain/(Loss) 2009 *continued*

Reference number	Quantity	Security Description	Opening Trade Date	Closing Trade Date	Sale Proceeds	Original Cost Adjusted Cost	Original Gain/(Loss) Adjusted Gain/(Loss)	Ordinary Income Capital Gain/(Loss)
125009480	254	MICROSEMI CORP MorganStanley SmithBarney LLC acted as your agent in this transaction	12/30/08	09/23/09	\$ 4,071 51	\$ 3,030 47 \$ 3,030 47	\$ 1,041.04 \$ 1,041.04	\$ 0.00 \$ 0.00
125009490	1,309	MICROSEMI CORP MorganStanley SmithBarney LLC acted as your agent in this transaction	12/30/08	10/20/09	19,952 44	15,617 68 15,617 68	4,334 76 4,334.76	0.00 0.00
	1,312		02/20/09		19,998 17	12,326 90 12,326 90	7,671 27 7,671 27	0.00 0.00
125009500	39	MICROSEMI CORP MorganStanley SmithBarney LLC acted as your agent in this transaction	02/20/09	10/22/09	581 92	366 42 366 42	215.50 215 50	0.00 0.00
	371		03/16/09		5,535 65	4,137 43 4,137 43	1,398 22 1,398 22	0.00 0.00
125009510	69	MILLIPORE CORP Morgan Stanley Smi th Barney LLC acted as yo ur agent in this transa	02/04/09	07/30/09	4,899 00	3,976 47 3,976 47	922.53 922 53	0.00 0.00
125009520	7	MILLIPORE CORP MorganStanley SmithBarney LLC acted as your agent in this transaction	02/04/09	12/17/09	497 96	403 41 403 41	94 55 94 55	0.00 0.00
125009530	13	MITSUBISHI EST CO LTD ADR	12/30/08	05/19/09	1,927 20	2,110 91 2,110 91	(183 71) (183 71)	0.00 0.00
125009540	7	MITSUBISHI EST CO LTD ADR Morgan Stanley Smi th Barney LLC acted as yo ur agent in this transa	12/30/08	06/12/09	1,172 53	1 136 65 1,136 65	35 88 35 88	0.00 0.00
125009550	170	MITSUBISHI EST CO LTD ADR Morgan Stanley Smi th Barney LLC acted as yo ur agent in this transa	12/30/08	07/09/09	26,094 32	27,604 24 27,604 24	(1,509 92) (1,509 92)	0.00 0.00
125009560	4	MITSUBISHI EST CO LTD ADR MorganStanley SmithBarney LLC acted as your agent in this transaction	12/30/08	09/23/09	673 42	649 51 649 51	23 91 23.91	0.00 0.00
125009570	6	MITSUBISHI EST CO LTD ADR MorganStanley SmithBarney LLC acted as your agent in this transaction	12/30/08	11/17/09	913 23	974 27 974 27	(61 04) (61.04)	0.00 0.00

2
0
0
9
Y
E
A
R
E
N
D
S
U
M
M
A
R
Y

CITI GLOBAL IMPACT FUNDING
Account Number 692-72494-14 643

Details of Short Term Gain (Loss) 2009 - continued

Reference number	Quantity	Security Description	Opening Trade Date	Closing Trade Date	Sale Proceeds	Original Cost Adjusted Cost	Original Gain/(Loss) Adjusted Gain/(Loss)	Ordinary Income Capital Gain/(Loss)
125009580	21	MITSUBISHI EST CO LTD ADR MorganStanley SmithBarney LLC acted as your agent in this transaction	12/30/08	12/17/09	\$ 3,444.33	\$ 3,409.94 \$ 3,409.94	\$ 34.39 \$ 34.39	\$ 0.00 \$ 0.00
125009590	206	MITSUBISHI UFJ FINANCIAL GROUP INC ADR	12/30/08	05/06/09	1,229.78	1,282.10 1,282.10	(52.32) (52.32)	0.00 0.00
125009600	1,141	MITSUBISHI UFJ FINANCIAL GROUP INC ADR	12/30/08	05/19/09	7,395.42	7,101.36 7,101.36	294.06 294.06	0.00 0.00
125009610	3,425	MITSUBISHI UFJ FINANCIAL GROUP INC ADR Morgan Stanley Smith Barney LLC acted as yo	12/30/08	06/01/09	22,296.17	21,316.52 21,316.52	979.65 979.65	0.00 0.00
125009620	259	MOBILE MINI INC Morgan Stanley Smith Barney LLC acted as yo	12/30/08	07/30/09	4,271.82	3,625.12 3,625.12	646.70 646.70	0.00 0.00
125009630	6	MOBILE MINI INC MorganStanley SmithBarney LLC acted as your agent in this transaction	12/30/08	09/23/09	107.39	83.98 83.98	23.41 23.41	0.00 0.00
125009640	143	MOLEX INC	12/30/08	05/06/09	2,431.26	1,962.23 1,962.23	469.03 469.03	0.00 0.00
125009650	118	MOLEX INC	12/30/08	05/19/09	1,876.39	1,619.18 1,619.18	257.21 257.21	0.00 0.00
125009660	60	MOLEX INC Morgan Stanley Smith Barney LLC acted as yo	12/30/08	06/12/09	991.77	823.31 823.31	168.46 168.46	0.00 0.00
125009670	224	MOLEX INC MorganStanley SmithBarney LLC acted as your agent in this transaction	12/30/08	09/23/09	4,718.09	3,073.71 3,073.71	1,644.38 1,644.38	0.00 0.00
125009680	113	MOLEX INC MorganStanley SmithBarney LLC acted as your agent in this transaction	12/30/08	11/17/09	2,274.86	1,550.57 1,550.57	724.29 724.29	0.00 0.00

2
0
0
9
Y
E
A
R
E
N
D
S
U
M
M
A
R
Y

CITI GLOBAL IMPACT FUNDING
Account Number 692-72494-14 643

Details of Short Term Gain (Loss) 2009 continued

Reference number	Quantity	Security Description	Opening Trade Date	Closing Trade Date	Sale Proceeds	Original Cost Adjusted Cost	Original Gain/(Loss) Adjusted Gain/(Loss)	Ordinary Income Capital Gain/(Loss)
125009690	643	MOLEX INC MorganStanley SmithBarney LLC acted as your agent in this transaction	12/30/08	12/17/09	\$ 13,190 03	\$ 8,823 18 \$ 8,823 18	\$ 4,366 85 \$ 4,366 85	\$ 0 00 \$ 0 00
125009700	1,258	MOLEX INC MorganStanley SmithBarney LLC acted as your agent in this transaction	12/30/08	12/18/09	26,105 59	17,262 15 17,262 15	8,843 44 8,843 44	0 00 0 00
125009710	2,225	MOLEX INC MorganStanley SmithBarney LLC acted as your agent in this transaction	12/30/08	12/21/09	47,148 76	30,531 24 30,531.24	16,617 52 16,617 52	0 00 0 00
125009720	1,368	MOLEX INC MorganStanley SmithBarney LLC acted as your agent in this transaction	12/30/08	12/22/09	29,415 89	18,771 56 18,771 56	10,644 33 10,644 33	0 00 0.00
125009730	109	MOLSON COORS BREWING CO CL B	12/30/08	01/06/09	4,969 28	5,227 93 5,227 93	(258 65) (258 65)	0 00 0.00
125009740	218	MOLSON COORS BREWING CO CL B	12/30/08	02/02/09	8,745 35	10,455 87 10,455 87	(1,710 52) (1,710 52)	0 00 0 00
125009750	546	MOLSON COORS BREWING CO CL B	12/30/08	04/30/09	20,806 05	26,187.64 26,187 64	(5,381 59) (5,381 59)	0 00 0 00
125009760	54	MONSANTO CO NEW	12/05/08	05/06/09	4 818 24	3,849 43 3,849 43	968 81 968 81	0 00 0.00
125009770	62	MONSANTO CO NEW	12/05/08	05/19/09	5,576 38	4,419 72 4,419 72	1,156 66 1,156 66	0 00 0 00
125009780	1,353	MONSANTO CO NEW	12/05/08	05/27/09	108,397 54	96,449 69 96,449 69	11,947 85 11,947 85	0 00 0 00
125009790	88	MORGAN STANLEY	12/30/08	05/06/09	2,524 03	1,299 70 1,299 70	1,224 33 1,224 33	0 00 0 00
125009800	193	MORGAN STANLEY	12/30/08	05/19/09	5,715 06	2,850 47 2,850 47	2,864 59 2,864 59	0 00 0 00
125009810	69	MORGAN STANLEY Morgan Stanley Sm th Barney LLC acted as yo ur agent in this transa	12/30/08	06/12/09	2,047 88	1,019 08 1,018 08	1,028 80 1,028 80	0 00 0 00

2
0
0
9
Y
E
A
R
E
N
D
S
U
M
M
A
R
Y

CITI GLOBAL IMPACT FUNDING
Account Number 692-72494-14 643

Details of Short Term Gain (Loss) 2009 - continued

Reference number	Quantity	Security Description	Opening Trade Date	Closing Trade Date	Sale Proceeds	Original Cost Adjusted Cost	Original Gain/(Loss) Adjusted Gain/(Loss)	Ordinary Income Capital Gain/(Loss)
125009820	3,421	MORGAN STANLEY Morgan Stanley Smith Barney LLC acted as your agent in this transaction	12/30/08	06/30/09	\$ 98,585.55	\$ 50,525.78 \$ 50,525.78	\$ 48,059.77 \$ 48,059.77	\$ 0.00 \$ 0.00
125009830	131	MOSAIC COMPANY	03/02/09	05/19/09	7,501.38	5,257.38 5,257.38	2,244.00 2,244.00	0.00 0.00
125009840	36	MOSAIC COMPANY Morgan Stanley Smith Barney LLC acted as your agent in this transaction	03/02/09	06/12/09	2,000.37	1,444.78 1,444.78	555.59 555.59	0.00 0.00
125009850	1,926 271	MOSAIC COMPANY Morgan Stanley Smith Barney LLC acted as your agent in this transaction	03/02/09 04/01/09	08/12/09	101,300.38 14,253.58	77,295.58 77,295.58 11,825.06 11,825.06	24,004.80 24,004.80 2,428.52 2,428.52	0.00 0.00 0.00 0.00
125009860	33	MTN GROUP LTD SPONSORED ADR Morgan Stanley Smith Barney LLC acted as your agent	11/23/09	12/17/09	490.69	531.15 531.15	(40.46) (40.46)	0.00 0.00
125009870	53	MUNICH RE GROUP UNSPON ADR Morgan Stanley Smith Barney LLC acted as your agent in this transaction	12/30/08	09/23/09	850.62	821.50 821.50	29.12 29.12	0.00 0.00
125009880	34	MUNICH RE GROUP UNSPON ADR Morgan Stanley Smith Barney LLC acted as your agent in this transaction	12/30/08	11/17/09	540.58	527.00 527.00	13.58 13.58	0.00 0.00
125009890	144	MUNICH RE GROUP UNSPON ADR Morgan Stanley Smith Barney LLC acted as your agent in this transaction	12/30/08	12/17/09	2,184.42	2,232.00 2,232.00	(47.58) (47.58)	0.00 0.00
125009950	628	MURPHY OIL CORP Morgan Stanley Smith Barney LLC acted as your agent in this transaction	12/30/08	11/24/09	36,073.78	26,975.49 26,975.49	9,098.29 9,098.29	0.00 0.00
125009960	101	NII HLDGS INC CLASS B NEW Morgan Stanley Smith Barney LLC acted as your agent in this transaction	10/09/09	12/17/09	3,357.30	3,066.16 3,066.16	291.14 291.14	0.00 0.00

2
0
0
9
Y
E
A
R
E
N
D
S
U
M
M
A
R
Y

CITI GLOBAL IMPACT FUNDING
Account Number 692-72494-14 643

Details of Short Term Gain (Loss) 2009 - continued

Reference number	Quantity	Security Description	Opening Trade Date	Closing Trade Date	Sale Proceeds	Original Cost Adjusted Cost	Original Gain/(Loss) Adjusted Gain/(Loss)	Ordinary Income Capital Gain/(Loss)
125009970	518	NASDAQ OMX GROUP INC	12/30/08	04/07/09	\$ 10,347.35	\$ 11,856.09 \$ 11,858.09	(\$ 1,508.74) (\$ 1,508.74)	\$ 0.00 \$ 0.00
125009980	492	NASDAQ OMX GROUP INC	12/30/08	04/17/09	9,649.79	11,260.99 11,260.99	(1,611.20) (1,611.20)	0.00 0.00
	182		02/09/09		3,569.64	4,227.50 4,227.50	(657.86) (657.86)	0.00 0.00
	362		04/01/09		7,100.04	6,761.80 6,761.80	338.24 338.24	0.00 0.00
125009990	1,066	NATIONAL AUSTRALIA BK LTD SPONSORED ADR -USD-	12/30/08	04/23/09	16,335.60	15,435.68 15,435.68	899.92 899.92	0.00 0.00
125010000	3	NATIONAL AUSTRALIA BK LTD SPONSORED ADR -USD- MorganStanley SmithBarney LLC acted as your agent	12/30/08	09/23/09	78.95	43.44 43.44	35.51 35.51	0.00 0.00
125010010	3	NATIONAL AUSTRALIA BK LTD SPONSORED ADR -USD- MorganStanley SmithBarney LLC acted as your agent	12/30/08	11/17/09	79.25	43.44 43.44	35.81 35.81	0.00 0.00
125010020	175	NATIONAL AUSTRALIA BK LTD SPONSORED ADR -USD- MorganStanley SmithBarney LLC acted as your agent	12/30/08	12/17/09	4,087.89	2,534.00 2,534.00	1,553.89 1,553.89	0.00 0.00
125010030	36	NATIONAL GRID PLC GBP SPONS ADR NEW MorganStanley SmithBarney LLC acted as your agent	12/30/08	09/23/09	1,811.65	1,769.04 1,769.04	42.61 42.61	0.00 0.00
125010040	29	NATIONAL GRID PLC GBP SPONS ADR NEW MorganStanley SmithBarney LLC acted as your agent	12/30/08	10/20/09	1,415.44	1,425.06 1,425.08	(9.62) (9.62)	0.00 0.00
125010050	22	NAVISTAR INTL CORP NEW Morgan Stanley Smith Barney LLC acted as your agent in this transaction	12/30/08	06/12/09	1,008.67	423.97 423.97	584.70 584.70	0.00 0.00
125010060	308	NAVISTAR INTL CORP NEW Morgan Stanley Smith Barney LLC acted as your agent in this transaction	12/30/08	07/07/09	11,445.75	5,935.62 5,935.62	5,510.13 5,510.13	0.00 0.00

2
0
0
9
Y
E
A
R
E
N
D
S
U
M
M
A
R
Y

CITI GLOBAL IMPACT FUNDING
Account Number 692-72494-14 643

Details of Short Term Gain (Loss) 2009 - continued

Reference number	Quantity	Security Description	Opening Trade Date	Closing Trade Date	Sale Proceeds	Original Cost Adjusted Cost	Original Gain/(Loss) Adjusted Gain/(Loss)	Ordinary Income Capital Gain/(Loss)
125010070	463	NAVISTAR INTL CORP NEW Morgan Stanley Smith Barney LLC acted as your agent in this transaction	12/30/08	09/11/09	\$ 19,687.50	\$ 8,922.71 \$ 8,922.71	\$ 10,764.79 \$ 10,764.79	\$ 0.00 \$ 0.00
125010080	4	NAVISTAR INTL CORP NEW Morgan Stanley Smith Barney LLC acted as your agent in this transaction	12/30/08	09/23/09	164.15	77.09 77.09	87.06 87.06	0.00 0.00
125010090	153	NAVISTAR INTL CORP NEW Morgan Stanley Smith Barney LLC acted as your agent in this transaction	12/30/08	11/23/09	5,271.77	2,948.54 2,948.54	2,323.23 2,323.23	0.00 0.00
125010100	204	NESTLE S A SPONSORED ADR	12/30/08	05/19/09	7,435.60	8,057.41 8,057.41	(621.81) (621.81)	0.00 0.00
125010110	110	NESTLE S A SPONSORED ADR Morgan Stanley Smith Barney LLC acted as your agent in this transaction	12/30/08	06/12/09	4,003.89	4,344.68 4,344.68	(340.79) (340.79)	0.00 0.00
125010120	816	NESTLE S A SPONSORED ADR Morgan Stanley Smith Barney LLC acted as your agent in this transaction	12/30/08	07/30/09	33,186.72	32,229.63 32,229.63	957.09 957.09	0.00 0.00
125010130	75	NESTLE S A SPONSORED ADR Morgan Stanley Smith Barney LLC acted as your agent in this transaction	12/30/08	09/23/09	3,224.91	2,962.28 2,962.28	262.63 262.63	0.00 0.00
125010140	90	NESTLE S A SPONSORED ADR Morgan Stanley Smith Barney LLC acted as your agent in this transaction	12/30/08	11/17/09	4,273.99	3,554.74 3,554.74	719.25 719.25	0.00 0.00
125010150	233	NESTLE S A SPONSORED ADR Morgan Stanley Smith Barney LLC acted as your agent in this transaction	12/30/08	12/17/09	11,034.59	9,202.82 9,202.82	1,831.77 1,831.77	0.00 0.00
125010170	2	NINTENDO CO LTD ADR NEW Morgan Stanley Smith Barney LLC acted as your agent in this transaction	12/30/08	09/23/09	65.51	93.76 93.76	(28.25) (28.25)	0.00 0.00

2
0
0
9
Y
E
A
R
E
N
D
S
U
M
M
A
R
Y

Corrected Copy as of 03/31/10
Ref 00009495 00245462

CITI GLOBAL IMPACT FUNDING
Account Number 692-72494-14 643

Details of Short Term Gain (Loss) 2009 - continued

Reference number	Quantity	Security Description	Opening Trade Date	Closing Trade Date	Sale Proceeds	Original Cost Adjusted Cost	Original Gain/(Loss) Adjusted Gain/(Loss)	Ordinary Income Capital Gain/(Loss)
125010210	4	NOBLE ENERGY INC MorganStanley SmithBarney LLC acted as your agent in this transaction	04/03/09	09/23/09	\$ 271 55	\$ 237 99 \$ 237 99	\$ 33 56 \$ 33 56	\$ 0 00 \$ 0 00
125010220	98	NOBLE ENERGY INC MorganStanley SmithBarney LLC acted as your agent in this transaction	04/03/09	12/17/09	6 986 24	5,830 76 5,830 76	1,155 48 1,155 48	0 00 0 00
125010230	265	NOMURA HOLDINGS INC ADR	12/30/08	05/19/09	1,839 82	2,165 90 2,165 90	(326 08) (326 08)	0 00 0 00
125010240	111	NOMURA HOLDINGS INC ADR Morgan Stanley Smith Barney LLC acted as yo ur agent in this transa	12/30/08	06/12/09	1,039 15	907 23 907 23	131 92 131 92	0 00 0 00
125010250	119	NOMURA HOLDINGS INC ADR MorganStanley SmithBarney LLC acted as your agent in this transaction	12/30/08	09/23/09	922 52	972 61 972 61	(50 09) (50 09)	0 00 0 00
125010260	274	NOMURA HOLDINGS INC ADR MorganStanley SmithBarney LLC acted as your agent in this transaction	12/30/08	10/20/09	2,027 68	2,239 46 2,239 46	(211 78) (211 78)	0 00 0 00
125010270	131	NOMURA HOLDINGS INC ADR MorganStanley SmithBarney LLC acted as your agent in this transaction	12/30/08	11/17/09	900 20	1,070 69 1,070 69	(170 49) (170 49)	0 00 0 00
125010280	707	NOMURA HOLDINGS INC ADR MorganStanley SmithBarney LLC acted as your agent in this transaction	12/30/08	12/17/09	5,296 92	5,778 45 5,778 45	(481 53) (481 53)	0 00 0 00
125010290	324	NORDEA BK AB SWEDEN-EUR Morgan Stanley Smi th Barney LLC acted as yo ur agent in this transa	04/15/09	07/30/09	3,045 60	2,070 13 2,070 13	975 47 975 47	0 00 0 00
125010300	29	NORDEA BK AB SWEDEN-EUR MorganStanley SmithBarney LLC acted as your agent in this transaction	04/15/09	09/23/09	307 39	185 29 185 29	122 10 122 10	0 00 0 00

2
0
9
Y
E
A
R
E
N
D
S
U
M
M
A
R
Y

CITI GLOBAL IMPACT FUNDING
Account Number 692-72494-14 643

Details of Short Term Gain (Loss) 2009 - continued

Reference number	Quantity	Security Description	Opening Trade Date	Closing Trade Date	Sale Proceeds	Original Cost Adjusted Cost	Original Gain/(Loss) Adjusted Gain/(Loss)	Ordinary Income Capital Gain/(Loss)
125010310	99	NORDEA BK AB SWEDEN-EUR MorganStanley SmithBarney LLC acted as your agent in this transaction	04/15/09	12/17/09	\$ 991 95	\$ 632 54 \$ 632 54	\$ 359 41 \$ 359 41	\$ 0 00 \$ 0 00
125010320	91	NORDSTROM INC MorganStanley SmithBarney LLC acted as your agent in this transaction	12/03/09	12/17/09	3,207 66	3,200 03 3,200 03	7 63 7 63	0 00 0 00
125010330	25	NORFOLK SOUTHERN CORP Morgan Stanley Smi th Barney LLC acted as yo ur agent in this transa	08/25/08	06/12/09	1,034 07	1,751 18 1,751 18	(717 11) (717 11)	0 00 0 00
125010340	217	NORFOLK SOUTHERN CORP Morgan Stanley Smi	12/30/08	09/09/09	10,615 74	9,830 10 9,830 10	785 64 785 64	0 00 0 00
	709	th Barney LLC acted as yo ur agent in this transa	04/01/09		34,684 59	24,280 41 24,280 41	10,404 18 10,404 18	0 00 0 00
125010350	57	NORTHEAST UTILITIES	12/30/08	05/06/09	1 220 90	1,351 41 1,351 41	(130 51) (130 51)	0 00 0 00
125010360	89	NORTHEAST UTILITIES	12/30/08	05/19/09	1,856 49	2,110 10 2,110 10	(253 61) (253 61)	0 00 0 00
125010370	2,785	NORTHEAST UTILITIES Morgan Stanley Smi	12/30/08	09/16/09	68,425 68	66,029 57 66,029 57	2,396 11 2,396 11	0 00 0 00
	226	th Barney LLC acted as yo ur agent in this transa	04/01/09		5,552 68	4,802 05 4,802 05	750 63 750 63	0 00 0 00
125010380	307	NORTHERN TRUST CORP	12/30/08	01/29/09	18,090 17	15,058 69 15,058 69	3,031 48 3,031 48	0 00 0 00
125010390	520	NORTHERN TRUST CORP Morgan Stanley Smi th Barney LLC acted as yo ur agent in this transa	12/30/08	09/14/09	30,478 59	25,506 57 25,506 57	4,972 02 4,972 02	0 00 0 00
125010400	227	NORTHERN TRUST CORP MorganStanley SmithBarney LLC acted as your agent in this transaction	12/30/08	10/21/09	12,418 28	11,134 60 11,134 60	1,283 68 1,283 68	0 00 0 00
125010410	88	NORTHERN TRUST CORP MorganStanley SmithBarney LLC acted as your agent in this transaction	12/30/08	12/17/09	4,299 56	4,316 50 4,316 50	(16 94) (16 94)	0 00 0 00

2
0
0
9
Y
E
A
R
E
N
D
S
U
M
M
A
R
Y

CITI GLOBAL IMPACT FUNDING
Account Number 692-72494-14 643

Details of Short Term Gain (Loss) 2009 continued

Reference number	Quantity	Security Description	Opening Trade Date	Closing Trade Date	Sale Proceeds	Original Cost Adjusted Cost	Original Gain/(Loss) Adjusted Gain/(Loss)	Ordinary Income Capital Gain/(Loss)
125010420	19	NORTHROP GRUMMAN CORP MorganStanley SmithBarney LLC acted as your agent in this transaction	04/01/09	09/23/09	\$ 983.90	\$ 843.43 \$ 843.43	\$ 140.47 \$ 140.47	\$ 0.00 \$ 0.00
125010430	92	NORTHROP GRUMMAN CORP MorganStanley SmithBarney LLC acted as your agent in this transaction	12/30/08	11/17/09	5,151.86	4,062.64 4,062.64	1,089.22 1,089.22	0.00 0.00
125010440	379	NORTHROP GRUMMAN CORP MorganStanley SmithBarney LLC acted as your agent in this transaction	12/30/08	12/17/09	21,031.64	16,736.30 16,736.30	4,295.34 4,295.34	0.00 0.00
125010450	1,168	NOVARTIS AG ADR	07/23/08	04/29/09	43,576.96	67,661.07 67,661.07	(24,084.11) (24,084.11)	0.00 0.00
	28		08/04/08		1,044.65	1,711.74 1,711.74	(667.09) (667.09)	0.00 0.00
	53		12/30/08		1,977.38	2,640.82 2,640.82	(663.44) (663.44)	0.00 0.00
125010460	34	NOVARTIS AG ADR MorganStanley SmithBarney LLC acted as your agent in this transaction	12/30/08	09/23/09	1,668.97	1,694.11 1,694.11	(25.14) (25.14)	0.00 0.00
125010470	24	NOVARTIS AG ADR MorganStanley SmithBarney LLC acted as your agent in this transaction	12/30/08	11/17/09	1,281.08	1,195.84 1,195.84	85.24 85.24	0.00 0.00
125010480	221	NOVARTIS AG ADR MorganStanley SmithBarney LLC acted as your agent in this transaction	12/30/08	12/16/09	11,954.09	11,011.70 11,011.70	942.39 942.39	0.00 0.00
125010490	48	NOVARTIS AG ADR MorganStanley SmithBarney LLC acted as your agent in this transaction	12/30/08	12/17/09	2,582.52	2,391.68 2,391.68	190.84 190.84	0.00 0.00
125010500	1,077	NOVO-NORDISK A S ADR	12/30/08	03/17/09	50,518.33	55,455.38 55,455.38	(4,937.05) (4,937.05)	0.00 0.00
125010510	36	NOVO-NORDISK A S ADR	12/30/08	05/19/09	1,875.55	1,853.66 1,853.66	21.89 21.89	0.00 0.00

2
0
0
9
Y
E
A
R
E
N
D
S
U
M
M
A
R
Y

Reserved
Client Statement
2009 Year End Summary

CITI GLOBAL IMPACT FUNDING
Account Number 692-72494-14 643

Details of Short Term Gain (Loss) 2009 *continued*

Reference number	Quantity	Security Description	Opening Trade Date	Closing Trade Date	Sale Proceeds	Original Cost Adjusted Cost	Original Gain/(Loss) Adjusted Gain/(Loss)	Ordinary Income Capital Gain/(Loss)
125010520	51	NOVO-NORDISK A S ADR MorganStanley SmithBarney LLC acted as your agent in this transaction	12/30/08	09/23/09	\$ 3,264.94	\$ 2,626.02 \$ 2,626.02	\$ 638.92 \$ 638.92	\$ 0.00 \$ 0.00
125010530	44	NOVO-NORDISK A S ADR MorganStanley SmithBarney LLC acted as your agent in this transaction	12/30/08	11/17/09	2,884.56	2,265.59 2,265.59	618.97 618.97	0.00 0.00
125010540	137	NOVO-NORDISK A S ADR MorganStanley SmithBarney LLC acted as your agent in this transaction	12/30/08	12/17/09	8,828.60	7,054.21 7,054.21	1,774.39 1,774.39	0.00 0.00
125010550	152	NUCOR CORP	12/30/08	03/02/09	4,716.26	6,970.04 6,970.04	(2,253.78) (2,253.78)	0.00 0.00
125010560	96	OGE ENERGY CORP	12/30/08	05/06/09	2,466.17	2,436.59 2,436.59	29.58 29.58	0.00 0.00
125010570	72	OGE ENERGY CORP	12/30/08	05/19/09	1,864.03	1,827.44 1,827.44	36.59 36.59	0.00 0.00
125010580	37	OGE ENERGY CORP Morgan Stanley Smith Barney LLC acted as your agent in this transaction	12/30/08	06/12/09	1,035.60	939.10 939.10	96.50 96.50	0.00 0.00
125010590	119	OGE ENERGY CORP MorganStanley SmithBarney LLC acted as your agent in this transaction	12/30/08	09/23/09	3,937.90	3,020.35 3,020.35	917.55 917.55	0.00 0.00
125010600	118	OGE ENERGY CORP MorganStanley SmithBarney LLC acted as your agent in this transaction	12/30/08	11/17/09	4,057.32	2,994.97 2,994.97	1,062.35 1,062.35	0.00 0.00
125010610	2,139 308	OGE ENERGY CORP MorganStanley SmithBarney LLC acted as your agent in this transaction	12/30/08 04/01/09	12/11/09	77,489.91 11,157.97	54,290.17 7,214.90 7,214.90	23,199.74 3,943.07 3,943.07	0.00 0.00 0.00
125010620	25	OCCIDENTAL PETROLEUM CORP-DEL MorganStanley SmithBarney LLC acted as your agent in this transaction	05/19/09	09/23/09	1,929.06	1,569.31 1,569.31	359.75 359.75	0.00 0.00

2
0
9
Y
E
A
R
E
N
D
S
U
M
M
A
R
Y

CITI GLOBAL IMPACT FUNDING
Account Number 692-72494-14 643

Details of Short Term Gain (Loss) 2009 - continued

Reference number	Quantity	Security Description	Opening Trade Date	Closing Trade Date	Sale Proceeds	Original Cost Adjusted Cost	Original Gain/(Loss) Adjusted Gain/(Loss)	Ordinary Income Capital Gain/(Loss)
125010630	54	OCCIDENTAL PETROLEUM CORP-DEL MorganStanley SmithBarney LLC acted as your agent in this transaction	05/19/09	11/17/09	\$ 4,519 14	\$ 3,389 70 \$ 3,389 70	\$ 1,129.44 \$ 1,129.44	\$ 0 00 \$ 0 00
125010640	131	OCCIDENTAL PETROLEUM CORP-DEL MorganStanley SmithBarney LLC acted as your agent in this transaction	05/19/09	12/17/09	10,288 99	8,223 17 8,223 17	2,065 82 2,065 82	0 00 0 00
125010650	48	OCEANEERING INTERNATIONAL INC	12/30/08	05/06/09	2,468 09	1,360 41 1,360 41	1,107 68 1,107 68	0 00 0 00
125010660	19	OCEANEERING INTERNATIONAL INC Morgan Stanley Smi th Barney LLC acted as yo ur agent in this transa	12/30/08	06/12/09	1,010 58	538 49 538 49	472 09 472 09	0 00 0 00
125010670	647	OCEANEERING INTERNATIONAL INC Morgan Stanley Smi th Barney LLC acted as yo ur agent in this transa	12/30/08	06/23/09	28,780 41	18,337 14 18,337 14	10,443 27 10,443 27	0 00 0 00
125010680	5	OCEANEERING INTERNATIONAL INC MorganStanley SmithBarney LLC acted as your agent in this transaction	12/30/08	12/17/09	285 24	141 71 141 71	143 53 143 53	0 00 0 00
125010690	61	OLD DOMINION FGHT LINES INC MorganStanley SmithBarney LLC acted as your agent in this transaction	12/07/09	12/17/09	1,981 22	1,716 98 1,716 98	264 24 264 24	0 00 0 00
125010700	744	OLD MUTUAL PLC ADR	12/30/08	02/27/09	3,478 18	4,873 20 4,873 20	(1,395 02) (1,395 02)	0 00 0 00
125010710	1,247	OLD REPUBLIC INTERNATIONAL CORP	12/30/08	01/30/09	13,395 94	14,077 01 14,077 01	(681 07) (681 07)	0 00 0 00
125010720	386	OLD REPUBLIC INTERNATIONAL CORP MorganStanley SmithBarney LLC acted as your agent	12/30/08	09/23/09	4,806 19	4,357 44 4,357 44	448 75 448 75	0 00 0 00
125010730	577	OLD REPUBLIC INTERNATIONAL CORP MorganStanley SmithBarney LLC acted as your agent	12/30/08	12/17/09	5,840 23	6,513 58 6,513 58	(673 35) (673 35)	0 00 0 00

2
0
0
9
Y
E
A
R
E
N
D
S
U
M
M
A
R
Y

CITI GLOBAL IMPACT FUNDING
Account Number 692-72494-14 643

Details of Short Term Gain/(Loss) 2009 - continued

Reference number	Quantity	Security Description	Opening Trade Date	Closing Trade Date	Sale Proceeds	Original Cost Adjusted Cost	Original Gain/(Loss) Adjusted Gain/(Loss)	Ordinary Income Capital Gain/(Loss)
125010740	83	OLYMPUS CORP SPONSORED ADR Morgan Stanley Smith Barney LLC acted as your agent in this transaction	12/30/08	06/12/09	\$ 1,898.99	\$ 1,592.77 \$ 1,592.77	\$ 306.22 \$ 306.22	\$ 0.00 \$ 0.00
125010750	263	OLYMPUS CORP SPONSORED ADR Morgan Stanley Smith Barney LLC acted as your agent in this transaction	12/30/08	07/30/09	7,448.16	5,046.97 5,046.97	2,401.19 2,401.19	0.00 0.00
125010760	50	OLYMPUS CORP SPONSORED ADR Morgan Stanley Smith Barney LLC acted as your agent in this transaction	12/30/08	09/23/09	1,360.46	959.50 959.50	400.96 400.96	0.00 0.00
125010770	815	OLYMPUS CORP SPONSORED ADR Morgan Stanley Smith Barney LLC acted as your agent in this transaction	12/30/08	11/09/09	25,148.46	15,639.85 15,639.85	9,508.61 9,508.61	0.00 0.00
125010780	916	OMNICARE INC	12/30/08	03/25/09	21,984.14	24,964.11 24,964.11	(2,979.97) (2,979.97)	0.00 0.00
125010790	562	OMNICARE INC	12/30/08	04/02/09	14,349.79	15,316.41 15,316.41	(966.62) (966.62)	0.00 0.00
125010800	47	OMNICARE INC	12/30/08	05/06/09	1,248.28	1,280.91 1,280.91	(32.63) (32.63)	0.00 0.00
125010810	212	OMNICARE INC Morgan Stanley Smith Barney LLC acted as your agent in this transaction	12/30/08	07/30/09	4,952.53	5,777.72 5,777.72	(825.19) (825.19)	0.00 0.00
125010820	828 227	OMNICARE INC Morgan Stanley Smith Barney LLC acted as your agent in this transaction	12/30/08 04/01/09	08/14/09	19,250.75 5,277.68	22,565.82 5,549.24 5,549.24	(3,315.07) (271.56) (271.56)	0.00 0.00 0.00
125010830	5	OMNICOM GROUP INC Morgan Stanley Smith Barney LLC acted as your agent in this transaction	04/30/09	09/23/09	188.45	158.18 158.18	30.27 30.27	0.00 0.00
125010840	1	OMNICOM GROUP INC Morgan Stanley Smith Barney LLC acted as your agent in this transaction	04/30/09	11/17/09	37.18	31.64 31.64	5.54 5.54	0.00 0.00

2
0
0
9
Y
E
A
R
E
N
D
S
U
M
M
A
R
Y

CITI GLOBAL IMPACT FUNDING
Account Number 692-72494-14 643

Details of Short Term Gain (Loss) 2009 *continued*

Reference number	Quantity	Security Description	Opening Trade Date	Closing Trade Date	Sale Proceeds	Original Cost Adjusted Cost	Original Gain/(Loss) Adjusted Gain/(Loss)	Ordinary Income Capital Gain/(Loss)
125010850	52	OMNICOM GROUP INC MorganStanley SmithBarney LLC acted as your agent in this transaction	04/30/09	12/17/09	\$ 1,957 27	\$ 1,645 09 \$ 1,645 09	\$ 312 18 \$ 312 18	\$ 0 00 \$ 0 00
125010860	38	OPEN TEXT CORP	12/30/08	05/06/09	1,171 50	1,161 56 1,161 56	9 94 9 94	0 00 0 00
125010870	58	OPEN TEXT CORP	12/30/08	05/19/09	1,865 81	1,772 91 1,772 91	92 90 92.90	0 00 0 00
125010880	183	OPEN TEXT CORP Morgan Stanley Smi th Barney LLC acted as yo ur agent in this transa	12/30/08	07/30/09	6,864 38	5,593 83 5,593 83	1,270.55 1,270 55	0 00 0 00
125010890	1	OPEN TEXT CORP MorganStanley SmithBarney LLC acted as your agent in this transaction	12/30/08	09/23/09	39 25	30 57 30 57	8 68 8 68	0 00 0 00
125010900	26	OPEN TEXT CORP MorganStanley SmithBarney LLC acted as your agent in this transaction	12/30/08	12/17/09	976 27	794 75 794 75	181 52 181 52	0 00 0 00
125010950	177	O REILLY AUTOMOTIVE INC	12/30/08	01/07/09	5,156 55	5,292 57 5,292 57	(136 02) (136 02)	0 00 0 00
125010960	177	O REILLY AUTOMOTIVE INC	12/30/08	01/14/09	4,813 31	5,292 56 5,292 56	(479 25) (479 25)	0 00 0 00
125010970	33	O REILLY AUTOMOTIVE INC	12/30/08	05/06/09	1,228 88	986 75 986 75	242 13 242 13	0 00 0 00
125010980	145	O REILLY AUTOMOTIVE INC Morgan Stanley Smi th Barney LLC acted as yo ur agent in this transa	12/30/08	07/30/09	6,171 21	4,335 72 4,335 72	1,835 49 1,835 49	0 00 0 00
125010990	284	O REILLY AUTOMOTIVE INC Morgan Stanley Smi th Barney LLC acted as yo ur agent in this transa	12/30/08	08/13/09	10,704 25	8,492 02 8,492 02	2,212 23 2,212 23	0 00 0 00
125011000	990	OWENS CORNING INC NEW Morgan Stanley Smi th Barney LLC acted as yo	06/24/09	07/24/09	17,289 70	12,292 33 12,292 33	4,997 37 4,997 37	0 00 0 00

2
0
0
9
Y
E
A
R
E
N
D
S
U
M
M
A
R
Y

CITI GLOBAL IMPACT FUNDING
Account Number 692-72494-14 643

Details of Short Term Gain (Loss) 2009 - continued

Reference number	Quantity	Security Description	Opening Trade Date	Closing Trade Date	Sale Proceeds	Original Cost Adjusted Cost	Original Gain/(Loss) Adjusted Gain/(Loss)	Ordinary Income Capital Gain/(Loss)
125011010	1,270	OWENS CORNING INC NEW Morgan Stanley SmithBarney LLC acted as your agent	06/24/09	09/11/09	\$ 30,221.92	\$ 15,768.96 \$ 15,768.96	\$ 14,452.96 \$ 14,452.96	\$ 0.00 \$ 0.00
125011020	69	OWENS CORNING INC NEW MorganStanley SmithBarney LLC acted as your agent	06/24/09	12/17/09	1,805.68	856.74 856.74	948.94 948.94	0.00 0.00
125011030	29	OWENS ILLINOIS INC NEW MorganStanley SmithBarney LLC acted as your agent in this transaction	08/14/09	09/23/09	1,107.56	985.95 985.95	121.61 121.61	0.00 0.00
125011040	1,242	PPL CORP	12/30/08	05/01/09	38,042.10	37,269.94 37,269.94	772.16 772.16	0.00 0.00
125011050	51	PSS WORLD MEDICAL INC MorganStanley SmithBarney LLC acted as your agent in this transaction	07/27/09	12/17/09	1,103.61	1,015.42 1,015.42	88.19 88.19	0.00 0.00
125011060	382	PACTIV CORP	12/30/08	01/07/09	9,094.44	9,284.89 9,284.89	(190.45) (190.45)	0.00 0.00
125011070	574	PACTIV CORP	12/30/08	01/23/09	11,996.53	13,951.65 13,951.65	(1,955.12) (1,955.12)	0.00 0.00
125011080	59	PALL CORP MorganStanley SmithBarney LLC acted as your agent in this transaction	05/01/09	10/20/09	1,979.39	1,541.79 1,541.79	437.60 437.60	0.00 0.00
125011090	153	PALL CORP MorganStanley SmithBarney LLC acted as your agent in this transaction	05/01/09	12/17/09	5,412.04	3,998.20 3,998.20	1,413.84 1,413.84	0.00 0.00
125011100	74	PANASONIC CORP ADR Morgan Stanley SmithBarney LLC acted as your agent in this transaction	12/30/08	06/12/09	1,008.59	909.19 909.19	99.40 99.40	0.00 0.00
125011110	246	PANASONIC CORP ADR MorganStanley SmithBarney LLC acted as your agent in this transaction	12/30/08	09/23/09	3,774.77	3,022.45 3,022.45	752.32 752.32	0.00 0.00

2
0
0
9
Y
E
A
R
E
N
D
S
U
M
M
A
R
Y

CITI GLOBAL IMPACT FUNDING
Account Number 692-72494-14 643

Details of Short Term Gain (Loss) 2009 - continued

Reference number	Quantity	Security Description	Opening Trade Date	Closing Trade Date	Sale Proceeds	Original Cost Adjusted Cost	Original Gain/(Loss) Adjusted Gain/(Loss)	Ordinary Income Capital Gain/(Loss)
125011120	274	PANASONIC CORP ADR MorganStanley SmithBarney LLC acted as your agent in this transaction	12/30/08	11/17/09	\$ 3,684 65	\$ 3,366 47 \$ 3,366 47	\$ 318 18 \$ 318 18	\$ 0 00 \$ 0 00
125011130	672	PANASONIC CORP ADR MorganStanley SmithBarney LLC acted as your agent in this transaction	12/30/08	12/17/09	9 556 60	8 256 46 8,256 46	1,300 14 1,300 14	0 00 0 00
125011140	184	PANERA BREAD CO CL A	12/30/08	03/02/09	7,994 36	9,191 77 9,191 77	(1,197 41) (1,197 41)	0 00 0 00
125011150	277	PANERA BREAD CO CL A	12/30/08	04/03/09	16,002 89	13,837 62 13,837 62	2,165 27 2,165 27	0 00 0 00
125011160	86	PAREXEL INTL CORP MorganStanley SmithBarney LLC acted as your agent in this transaction	12/30/08	09/23/09	1,183 54	748 20 748 20	435 34 435 34	0 00 0 00
125011170	46	PAREXEL INTL CORP MorganStanley SmithBarney LLC acted as your agent in this transaction	12/30/08	11/17/09	610 91	400 20 400 20	210 71 210 71	0 00 0 00
125011180	195	PAREXEL INTL CORP MorganStanley SmithBarney LLC acted as your agent in this transaction	12/30/08	12/17/09	2,537 27	1,696 50 1,696 50	840 77 840 77	0 00 0 00
125011190	82	PATTERSON COMPANIES INC	02/26/09	05/19/09	1,868 73	1,540 78 1,540 78	327 95 327 95	0 00 0 00
125011200	89	PATTERSON COMPANIES INC MorganStanley SmithBarney LLC acted as your agent in this transaction	02/26/09	09/23/09	2,447 55	1,672 31 1,672 31	775 24 775 24	0 00 0 00
125011210	102	PATTERSON COMPANIES INC MorganStanley SmithBarney LLC acted as your agent in this transaction	02/26/09	11/17/09	2,631 01	1,916 58 1,916 58	714 43 714 43	0 00 0 00
125011220	209	PATTERSON COMPANIES INC MorganStanley SmithBarney LLC acted as your agent in this transaction	02/26/09	12/17/09	5,698 21	3,927 11 3,927 11	1,771 10 1,771.10	0 00 0 00

2
0
0
9
Y
E
A
R
E
N
D
S
U
M
M
A
R
Y

Corrected Copy as of 03/31/10
Ref. 00009495 00245471

CITI GLOBAL IMPACT FUNDING

Account Number 692-72494-14 643

Details of Short Term Gain (Loss) 2009 - continued

Reference number	Quantity	Security Description	Opening Trade Date	Closing Trade Date	Sale Proceeds	Original Cost Adjusted Cost	Original Gain/(Loss) Adjusted Gain/(Loss)	Ordinary Income Capital Gain/(Loss)
125011230	39	PEABODY ENERGY CORP MorganStanley SmithBarney LLC acted as your agent in this transaction	06/30/09	11/17/09	\$ 1,828.66	\$ 1,173.49 \$ 1,173.49	\$ 655.17 \$ 655.17	\$ 0.00 \$ 0.00
125011240	113	PEABODY ENERGY CORP MorganStanley SmithBarney LLC acted as your agent in this transaction	06/30/09	12/17/09	4,993.67	3,400.13 3,400.13	1,593.54 1,593.54	0.00 0.00
125011250	485	PEABODY ENERGY CORP MorganStanley SmithBarney LLC acted as your agent in this transaction	06/30/09	12/21/09	21,878.46	14,593.46 14,593.46	7,285.00 7,285.00	0.00 0.00
125011260	130	PEARSON PLC SPONSORED ADR MorganStanley SmithBarney LLC acted as your agent in this transaction	12/30/08	09/23/09	1,651.73	1,220.74 1,220.74	430.99 430.99	0.00 0.00
125011270	146	PEARSON PLC SPONSORED ADR MorganStanley SmithBarney LLC acted as your agent in this transaction	12/30/08	10/20/09	2,051.25	1,370.98 1,370.98	680.27 680.27	0.00 0.00
125011280	19	PEARSON PLC SPONSORED ADR MorganStanley SmithBarney LLC acted as your agent in this transaction	12/30/08	11/17/09	274.16	178.42 178.42	95.74 95.74	0.00 0.00
125011290	155	PEARSON PLC SPONSORED ADR MorganStanley SmithBarney LLC acted as your agent in this transaction	12/30/08	12/17/09	2,168.70	1,455.50 1,455.50	713.20 713.20	0.00 0.00
125011300	196	PEETS COFFEE & TEA INC Morgan Stanley Smith Barney LLC acted as your agent in this transaction	12/30/08	07/30/09	5,350.86	4,439.05 4,439.05	911.81 911.81	0.00 0.00
125011310	211	PEETS COFFEE & TEA INC MorganStanley SmithBarney LLC acted as your agent in this transaction	12/30/08	11/24/09	6,967.38	4,778.77 4,778.77	2,188.61 2,188.61	0.00 0.00

2
0
9

Y
E
A
R

E
N
D

S
U
M
M
A
R
Y

Corrected Copy as of 03/31/10
Ref 00009495 00245472

CITI GLOBAL IMPACT FUNDING

Account Number 692-72494-14 643

Details of Short Term Gain (Loss) 2009 : *continued*

Reference number	Quantity	Security Description	Opening Trade Date	Closing Trade Date	Sale Proceeds	Original Cost Adjusted Cost	Original Gain/(Loss) Adjusted Gain/(Loss)	Ordinary Income Capital Gain/(Loss)
125011320	640	PENN NATIONAL GAMING INC Morgan Stanley Smith Barney LLC acted as your agent in this transaction	05/01/09	10/21/09	\$ 18,569.06	\$ 21,328.51 \$ 21,328.51	(\$ 2,759.45) (\$ 2,759.45)	\$ 0.00 \$ 0.00
125011330	419	J C PENNEY CO INC	12/30/08	05/06/09	13,438.87	7,706.25 7,708.25	5,732.62 5,732.62	0.00 0.00
125011340	341	J C PENNEY CO INC	12/30/08	05/19/09	9,480.23	6,271.67 6,271.67	3,208.56 3,208.56	0.00 0.00
125011350	37	J C PENNEY CO INC Morgan Stanley Smith Barney LLC acted as your agent in this transaction	12/30/08	06/12/09	1,074.55	680.50 680.50	394.05 394.05	0.00 0.00
125011360	35	J C PENNEY CO INC Morgan Stanley Smith Barney LLC acted as your agent in this transaction	12/30/08	09/23/09	1,168.70	643.72 643.72	524.98 524.98	0.00 0.00
125011370	821	PERFICIENT INC Morgan Stanley Smith Barney LLC acted as your agent in this transaction	12/30/08	07/30/09	6,139.93	3,536.29 3,536.29	2,603.64 2,603.64	0.00 0.00
125011380	50	PERFICIENT INC Morgan Stanley Smith Barney LLC acted as your agent in this transaction	12/30/08	09/23/09	424.16	215.37 215.37	208.79 208.79	0.00 0.00
125011390	40	PERFICIENT INC Morgan Stanley Smith Barney LLC acted as your agent in this transaction	12/30/08	11/17/09	339.99	172.29 172.29	167.70 167.70	0.00 0.00
125011400	122	PERFICIENT INC Morgan Stanley Smith Barney LLC acted as your agent in this transaction	12/30/08	12/17/09	982.13	525.49 525.49	456.64 456.64	0.00 0.00
125011410	502	PT TELEKOMUNAKASI INDONESIA SPONS ADR Morgan Stanley Smith Barney LLC acted as your agent in this transaction	12/30/08	07/09/09	15,890.95	12,299.55 12,299.55	3,591.40 3,591.40	0.00 0.00

2009 YEAR END SUMMARY

CITI GLOBAL IMPACT FUNDING
Account Number 692-72494-14 643

Details of Short Term Gain (Loss) 2009: *continued*

Reference number	Quantity	Security Description	Opening Trade Date	Closing Trade Date	Sale Proceeds	Original Cost Adjusted Cost	Original Gain/(Loss) Adjusted Gain/(Loss)	Ordinary Income Capital Gain/(Loss)
125011420	15	PT TELEKOMUNAKASI INDONESIA SPONS ADR MorganStanley SmithBarney LLC acted as your agent	12/30/08	09/23/09	\$ 517 48	\$ 367 52 \$ 367 52	\$ 149 96 \$ 149.96	\$ 0 00 \$ 0 00
125011430	10	PT TELEKOMUNAKASI INDONESIA SPONS ADR MorganStanley SmithBarney LLC acted as your agent	12/30/08	11/17/09	378 99	245 01 245 01	133 98 133 98	0 00 0 00
125011440	254	PT TELEKOMUNAKASI INDONESIA SPONS ADR MorganStanley SmithBarney LLC acted as your agent	12/30/08	12/17/09	10,532 59	6,223 28 6,223.28	4,309 31 4,309 31	0 00 0 00
125011450	178	PETROLEO BRASILEIRO SA ADR MorganStanley SmithBarney LLC acted as your agent in this transaction	12/30/08	12/17/09	7,515 32	3,492 00 3,492 00	4,023 32 4,023 32	0 00 0 00
125011460	44	PLEXUS CORP Morgan Stanley Smi th Barney LLC acted as yo ur agent in this transa	12/30/08	06/12/09	1,022 62	702 27 702 27	320 35 320 35	0 00 0 00
125011470	376	PLEXUS CORP Morgan Stanley Smi th Barney LLC acted as yo ur agent in this transa	12/30/08	07/30/09	9,667 07	6,001 18 6,001 18	3,665 89 3,665 89	0 00 0 00
125011480	6	PLEXUS CORP MorganStanley SmithBarney LLC acted as your agent in this transaction	12/30/08	11/17/09	164 09	95 76 95 76	68 33 68 33	0 00 0 00
125011490	134	PLEXUS CORP MorganStanley SmithBarney LLC acted as your agent in this transaction	12/30/08	12/17/09	3,747 01	2,138 72 2,138 72	1,608 29 1,608.29	0 00 0 00
125011500	89	POLO RALPH LAUREN CORP CL A	12/31/08	05/06/09	4,796 61	4,074 38 4,074 38	722 23 722 23	0 00 0 00
125011510	37	POLO RALPH LAUREN CORP CL A	12/31/08	05/19/09	1,888 06	1,693 84 1,693 84	194 22 194 22	0 00 0 00

2
0
0
9
Y
E
A
R
E
N
D
S
U
M
M
A
R
Y

CITI GLOBAL IMPACT FUNDING
Account Number 692-72494-14 643

Details of Short Term Gain (Loss) 2009 *continued*

Reference number	Quantity	Security Description	Opening Trade Date	Closing Trade Date	Sale Proceeds	Original Cost Adjusted Cost	Original Gain/(Loss) Adjusted Gain/(Loss)	Ordinary Income Capital Gain/(Loss)
125011520	38	POLO RALPH LAUREN CORP CL A Morgan Stanley Smith Barney LLC acted as your agent in this transaction	12/31/08	06/12/09	\$ 2,020.40	\$ 1,739.62 \$ 1,739.62	\$ 280.78 \$ 280.78	\$ 0.00 \$ 0.00
125011530	107	POLO RALPH LAUREN CORP CL A Morgan Stanley Smith Barney LLC acted as your agent in this transaction	12/31/08	09/23/09	8,184.57	4,898.41 4,898.41	3,286.16 3,286.16	0.00 0.00
125011540	92	POLO RALPH LAUREN CORP CL A Morgan Stanley Smith Barney LLC acted as your agent in this transaction.	12/31/08	11/17/09	7,364.41	4,211.71 4,211.71	3,152.70 3,152.70	0.00 0.00
125011550	539	POLO RALPH LAUREN CORP CL A Morgan Stanley Smith Barney LLC acted as your agent in this transaction	12/31/08	12/01/09	42,663.77	24,675.15 24,675.15	17,988.62 17,988.62	0.00 0.00
125011560	121	POLO RALPH LAUREN CORP CL A Morgan Stanley Smith Barney LLC acted as your agent in this transaction	12/31/08	12/17/09	9,573.75	5,539.32 5,539.32	4,034.43 4,034.43	0.00 0.00
125011570	150	PORTUGAL TELECOM SPON ADR	12/30/08	05/06/09	1,228.69	1,300.86 1,300.86	(72.17) (72.17)	0.00 0.00
125011580	232	PORTUGAL TELECOM SPON ADR Morgan Stanley Smith Barney LLC acted as your agent in this transaction	12/30/08	06/12/09	2,030.15	2,012.00 2,012.00	18.15 18.15	0.00 0.00
125011590	576	PORTUGAL TELECOM SPON ADR Morgan Stanley Smith Barney LLC acted as your agent in this transaction	12/30/08	07/30/09	5,807.00	4,995.30 4,995.30	811.70 811.70	0.00 0.00
125011600	48	PORTUGAL TELECOM SPON ADR Morgan Stanley Smith Barney LLC acted as your agent in this transaction	12/30/08	11/17/09	569.26	416.28 416.28	152.98 152.98	0.00 0.00
125011610	235	PORTUGAL TELECOM SPON ADR Morgan Stanley Smith Barney LLC acted as your agent in this transaction	12/30/08	12/17/09	2,792.19	2,038.01 2,038.01	754.18 754.18	0.00 0.00

2
0
0
9

Y
E
A
R

E
N
D

S
U
M
M
A
R
Y

CITI GLOBAL IMPACT FUNDING

Account Number 692-72494-14 643

Details of Short Term Gain (Loss) 2009 - continued

Reference number	Quantity	Security Description	Opening Trade Date	Closing Trade Date	Sale Proceeds	Original Cost Adjusted Cost	Original Gain/(Loss) Adjusted Gain/(Loss)	Ordinary Income Capital Gain/(Loss)
125011620	99	PRAXAIR INC	12/30/08	02/18/09	\$ 6,345.41	\$ 5,757.76 \$ 5,757.76	\$ 587.65 \$ 587.65	\$ 0.00 \$ 0.00
125011630	241	PRECISION CASTPARTS CORP	12/30/08	03/02/09	12,563.61	13,812.00 13,812.00	(1,248.39) (1,248.39)	0.00 0.00
125011640	16	PRECISION CASTPARTS CORP	03/16/09	05/06/09	1,252.76	896.93 898.93	355.83 356.83	0.00 0.00
125011650	393	PRECISION CASTPARTS CORP Morgan Stanley Smith Barney LLC acted as your agent in this transaction	03/16/09	08/27/09	37,094.31	22,030.83 22,030.83	15,063.48 15,063.48	0.00 0.00
125011660	2	PRECISION CASTPARTS CORP Morgan Stanley Smith Barney LLC acted as your agent in this transaction	03/16/09	11/17/09	213.85	112.12 112.12	101.73 101.73	0.00 0.00
125011670	51	PRECISION CASTPARTS CORP Morgan Stanley Smith Barney LLC acted as your agent in this transaction	03/16/09	12/17/09	5,660.85	2,858.96 2,858.96	2,801.89 2,801.89	0.00 0.00
125011680	589	PREMIER FOODS PLC UNSPON ADR Morgan Stanley Smith Barney LLC acted as your agent	04/01/09	07/30/09	3,681.25	3,239.50 3,239.50	441.75 441.75	0.00 0.00
125011690	73	PREMIER FOODS PLC UNSPON ADR Morgan Stanley Smith Barney LLC acted as your agent	03/19/09	09/23/09	503.68	310.44 310.44	193.24 193.24	0.00 0.00
125011700	192	PREMIER FOODS PLC UNSPON ADR Morgan Stanley Smith Barney LLC acted as your agent	03/19/09	11/17/09	1,098.21	816.50 818.50	281.71 281.71	0.00 0.00
125011710	390	PREMIER FOODS PLC UNSPON ADR	03/19/09	12/17/09	2,160.54	1,658.51 1,658.51	502.03 502.03	0.00 0.00
	42	Morgan Stanley Smith Barney LLC acted as your agent	03/20/09		232.67	177.44 177.44	55.23 55.23	0.00 0.00
125011720	195	PRICELINE COM INC (NEW) Morgan Stanley Smith Barney LLC acted as your agent in this transaction	06/05/09	08/24/09	29,250.86	22,900.24 22,900.24	6,350.62 6,350.62	0.00 0.00

2
0
0
9

Y
E
A
R

E
N
D

S
U
M
M
A
R
Y

Corrected Copy as of 03/31/10
Ref 00009495 00245476

CITI GLOBAL IMPACT FUNDING
Account Number 692-72494-14 643

Details of Short Term Gain (Loss) 2009 - continued

Reference number	Quantity	Security Description	Opening Trade Date	Closing Trade Date	Sale Proceeds	Original Cost Adjusted Cost	Original Gain/(Loss) Adjusted Gain/(Loss)	Ordinary Income Capital Gain/(Loss)
125011730	37	PRICELINE COM INC (NEW) Morgan Stanley Smith Barney LLC acted as your agent in this transaction	06/05/09	10/12/09	\$ 6,341.00	\$ 4,345.17 \$ 4,345.17	\$ 1,995.83 \$ 1,995.83	\$ 0.00 \$ 0.00
125011740	33	PRICELINE COM INC (NEW) Morgan Stanley Smith Barney LLC acted as your agent in this transaction	06/05/09	11/17/09	6,891.21	3,875.42 3,875.42	3,015.79 3,015.79	0.00 0.00
125011750	139	PRICELINE COM INC (NEW) Morgan Stanley Smith Barney LLC acted as your agent in this transaction	06/05/09	12/03/09	30,829.62	16,323.76 16,323.76	14,505.86 14,505.86	0.00 0.00
125011760	10	PRICELINE COM INC (NEW) Morgan Stanley Smith Barney LLC acted as your agent in this transaction	06/05/09	12/17/09	2,146.34	1,174.37 1,174.37	971.97 971.97	0.00 0.00
125011770	11	PRINCIPAL FINANCIAL GROUP INC Morgan Stanley Smith Barney LLC acted as your agent in this transaction	09/14/09	11/17/09	297.10	302.64 302.64	(5.54) (5.54)	0.00 0.00
125011780	51	PROCTER & GAMBLE CO Morgan Stanley Smith Barney LLC acted as your agent in this transaction	11/06/09	12/17/09	3,144.14	3,100.58 3,100.58	43.56 43.56	0.00 0.00
125011790	969	PROMISE CO LTD-UNSPON ADR Morgan Stanley Smith Barney LLC acted as your agent in this transaction	12/30/08	07/30/09	5,261.67	12,015.60 12,015.60	(6,753.93) (6,753.93)	0.00 0.00
125011800	542	PROMISE CO LTD-UNSPON ADR Morgan Stanley Smith Barney LLC acted as your agent	12/30/08	09/24/09	1,702.54	6,720.80 6,720.80	(5,018.26) (5,018.26)	0.00 0.00
	598	acted as your agent in this transaction	04/01/09		1,878.44	4,724.20 4,724.20	(2,845.76) (2,845.76)	0.00 0.00
125011810	50	PSYCHIATRIC SOLUTIONS INC Morgan Stanley Smith Barney LLC acted as your agent in this transaction	06/29/09	10/20/09	1,348.52	1,141.50 1,141.50	207.02 207.02	0.00 0.00

2
0
0
9
Y
E
A
R
E
N
D
S
U
M
M
A
R
Y

CITI GLOBAL IMPACT FUNDING
Account Number 692-72494-14 643

Details of Short Term Gain (Loss) 2009 - continued

Reference number	Quantity	Security Description	Opening Trade Date	Closing Trade Date	Sale Proceeds	Original Cost Adjusted Cost	Original Gain/(Loss) Adjusted Gain/(Loss)	Ordinary Income Capital Gain/(Loss)
125011820	434	PSYCHIATRIC SOLUTIONS INC MorganStanley SmithBarney LLC	06/29/09	10/27/09	\$ 10,611.37	\$ 9,908.22 \$ 9,908.22	\$ 703.15 \$ 703.15	\$ 0.00 \$ 0.00
	252	acted as your agent in this transaction	07/02/09		6,161.44	5,558.62 5,558.62	602.82 602.82	0.00 0.00
	249		07/08/09		6,088.10	5,386.87 5,386.87	701.23 701.23	0.00 0.00
125011830	248	QUANTA SERVICES INC	12/30/08	01/22/09	4,652.08	4,682.04 4,682.04	(29.96) (29.96)	0.00 0.00
125011840	497	QUANTA SERVICES INC	12/30/08	05/05/09	11,594.26	9,382.96 9,382.96	2,211.30 2,211.30	0.00 0.00
125011850	246	QUANTA SERVICES INC Morgan Stanley Smith Barney LLC acted as yo ur agent in this transa	12/30/08	07/30/09	5,764.40	4,644.29 4,644.29	1,120.11 1,120.11	0.00 0.00
125011860	500	QUANTA SERVICES INC Morgan Stanley Smith Barney LLC acted as yo ur agent in this transa	12/30/08	08/26/09	11,444.70	9,439.60 9,439.60	2,005.10 2,005.10	0.00 0.00
125011870	36	QUEST DIAGNOSTICS INC	12/30/08	05/19/09	1,868.21	1,848.62 1,848.62	19.59 19.59	0.00 0.00
125011880	511	QUEST DIAGNOSTICS INC Morgan Stanley Smith Barney LLC acted as yo ur agent in this transa	12/30/08	06/26/09	28,181.74	26,240.11 26,240.11	1,941.63 1,941.63	0.00 0.00
125011890	48	QUEST DIAGNOSTICS INC MorganStanley SmithBarney LLC acted as your agent in this transaction	12/30/08	09/23/09	2,573.35	2,464.82 2,464.82	108.53 108.53	0.00 0.00
125011900	37	QUEST DIAGNOSTICS INC MorganStanley SmithBarney LLC acted as your agent in this transaction	12/30/08	11/17/09	2,175.54	1,899.97 1,899.97	275.57 275.57	0.00 0.00
125011910	179	QUEST DIAGNOSTICS INC MorganStanley SmithBarney LLC acted as your agent in this transaction	12/30/08	12/17/09	10,904.75	9,191.74 9,191.74	1,713.01 1,713.01	0.00 0.00
125011920	36	QUESTAR CORP	01/16/09	05/06/09	1,239.04	1,203.99 1,203.99	35.05 35.05	0.00 0.00

2
0
0
9

Y
E
A
R

E
N
D

S
U
M
M
A
R
Y

Corrected Copy as of 03/31/10
Ref 00009495 00245478

CITI GLOBAL IMPACT FUNDING
Account Number 692-72494-14 643

Details of Short Term Gain (Loss) 2009 - continued

Reference number	Quantity	Security Description	Opening Trade Date	Closing Trade Date	Sale Proceeds	Original Cost Adjusted Cost	Original Gain/(Loss) Adjusted Gain/(Loss)	Ordinary Income Capital Gain/(Loss)
125011930	54	QUESTAR CORP	01/16/09	05/19/09	\$ 1,867.38	\$ 1,805.99 \$ 1,805.99	\$ 61.39 \$ 61.39	\$ 0.00 \$ 0.00
125011940	29	QUESTAR CORP Morgan Stanley Smith Barney LLC acted as your agent in this transaction	01/16/09	06/12/09	1,045.78	969.88 969.88	75.90 75.90	0.00 0.00
125011950	167	QUESTAR CORP Morgan Stanley Smith Barney LLC acted as your agent in this transaction	01/16/09	09/23/09	6,137.42	5,585.20 5,585.20	552.22 552.22	0.00 0.00
125011960	251	QUESTAR CORP Morgan Stanley Smith Barney LLC acted as your agent in this transaction	01/16/09	10/20/09	10,542.22	8,394.52 8,394.52	2,147.70 2,147.70	0.00 0.00
125011970	93	QUESTAR CORP Morgan Stanley Smith Barney LLC acted as your agent in this transaction	01/16/09	11/17/09	3,954.25	3,110.32 3,110.32	843.93 843.93	0.00 0.00
125011980	297	QUESTAR CORP Morgan Stanley Smith Barney LLC acted as your agent in this transaction	01/16/09	12/17/09	12,252.12	9,932.96 9,932.96	2,319.16 2,319.16	0.00 0.00
125011990	141	RADIANT SYSTEMS INC Morgan Stanley Smith Barney LLC acted as your agent in this transaction	12/30/08	06/12/09	984.19	404.59 404.59	579.60 579.60	0.00 0.00
125012000	520	RADIANT SYSTEMS INC Morgan Stanley Smith Barney LLC acted as your agent in this transaction	12/30/08	07/30/09	4,723.21	1,492.09 1,492.09	3,231.12 3,231.12	0.00 0.00
125012010	78	RADIANT SYSTEMS INC Morgan Stanley Smith Barney LLC acted as your agent in this transaction	12/30/08	09/23/09	859.53	223.81 223.81	635.72 635.72	0.00 0.00
125012020	41	RADIANT SYSTEMS INC Morgan Stanley Smith Barney LLC acted as your agent in this transaction	12/30/08	11/17/09	438.68	117.65 117.65	321.03 321.03	0.00 0.00

2
0
0
9

Y
E
A
R

E
N
D

S
U
M
M
A
R
Y

CITI GLOBAL IMPACT FUNDING
Account Number 692-72494-14 643

Details of Short Term Gain (Loss) 2009 - continued

Reference number	Quantity	Security Description	Opening Trade Date	Closing Trade Date	Sale Proceeds	Original Cost Adjusted Cost	Original Gain/(Loss) Adjusted Gain/(Loss)	Ordinary Income Capital Gain/(Loss)
125012030	17	RALCORP HLDGS INC NEW Morgan Stanley Smith Barney LLC acted as your agent in this transaction	03/02/09	06/12/09	\$ 1,045.47	\$ 1,008.61 \$ 1,008.61	\$ 36.86 \$ 36.86	\$ 0.00 \$ 0.00
125012040	187	RALCORP HLDGS INC NEW Morgan Stanley Smith Barney LLC acted as your agent in this transaction	03/02/09	07/22/09	11,498.33	11,094.71 11,094.71	403.62 403.62	0.00 0.00
	86		04/01/09		5,288.00	4,657.67 4,657.67	630.33 630.33	0.00 0.00
125012050	71	RAYMOND JAMES FINANCIAL CORP	12/30/08	05/06/09	1,266.03	1,170.89 1,170.89	95.14 95.14	0.00 0.00
125012060	216	RAYMOND JAMES FINANCIAL CORP	12/30/08	05/19/09	3,702.57	3,562.14 3,562.14	140.43 140.43	0.00 0.00
125012070	114	RAYMOND JAMES FINANCIAL CORP Morgan Stanley Smith Barney LLC acted as your agent in this transaction	12/30/08	06/12/09	2,023.47	1,880.02 1,880.02	143.45 143.45	0.00 0.00
125012080	160	RAYMOND JAMES FINANCIAL CORP Morgan Stanley Smith Barney LLC acted as your agent in this transaction	12/30/08	09/23/09	4,073.89	2,638.62 2,638.62	1,435.27 1,435.27	0.00 0.00
125012090	108	RAYMOND JAMES FINANCIAL CORP Morgan Stanley Smith Barney LLC acted as your agent in this transaction	12/30/08	11/17/09	2,814.13	1,781.07 1,781.07	1,033.06 1,033.06	0.00 0.00
125012100	926	RAYMOND JAMES FINANCIAL CORP Morgan Stanley Smith Barney LLC acted as your agent in this transaction	12/30/08	12/17/09	21,879.51	15,271.04 15,271.04	6,608.47 6,608.47	0.00 0.00
125012150	185	REPSOL S A SPONSORED ADR Morgan Stanley Smith Barney LLC acted as your agent in this transaction	12/30/08	07/30/09	4,323.82	3,941.26 3,941.26	382.56 382.56	0.00 0.00
125012160	23	REPSOL S A SPONSORED ADR Morgan Stanley Smith Barney LLC acted as your agent in this transaction	12/30/08	09/23/09	646.97	489.99 489.99	156.98 156.98	0.00 0.00

2
0
0
9
Y
E
A
R
E
N
D
S
U
M
M
A
R
Y

Corrected Copy as of 03/31/10
Ref 00009495 00245480

CITI GLOBAL IMPACT FUNDING
Account Number 692-72494-14 643

Details of Short Term Gain (Loss) 2009 -continued

Reference number	Quantity	Security Description	Opening Trade Date	Closing Trade Date	Sale Proceeds	Original Cost Adjusted Cost	Original Gain/(Loss) Adjusted Gain/(Loss)	Ordinary Income Capital Gain/(Loss)
125012170	15	REPSOL S A SPONSORED ADR MorganStanley SmithBarney LLC acted as your agent in this transaction	12/30/08	11/17/09	\$ 417 73	\$ 319 56 \$ 319.56	\$ 98 17 \$ 98 17	\$ 0.00 \$ 0.00
125012180	43	REPSOL S A SPONSORED ADR MorganStanley SmithBarney LLC acted as your agent in this transaction	12/30/08	12/17/09	1,124 85	916 08 916 08	208 77 208 77	0 00 0 00
125012190	29	REPUBLIC SVCS INC MorganStanley SmithBarney LLC acted as your agent in this transaction	12/30/08	09/23/09	781 23	682 37 682 37	98 86 98 86	0 00 0 00
125012200	968	REPUBLIC SVCS INC MorganStanley SmithBarney LLC acted as your agent in this transaction	12/30/08	10/13/09	25,759 65	22,776 94 22,776 94	2,982 71 2,982 71	0 00 0 00
125012210	7	REPUBLIC SVCS INC MorganStanley SmithBarney LLC acted as your agent in this transaction	12/30/08	11/17/09	197 74	164 71 164.71	33 03 33.03	0 00 0 00
125012220	56	REPUBLIC SVCS INC MorganStanley SmithBarney LLC acted as your agent in this transaction	12/30/08	12/17/09	1,568 51	1,317 67 1,317 67	250 84 250 84	0 00 0 00
125012260	630	REXAM PLC SPONS ADR -NEW- SALE OF RTS ON 630 0000 SHS RECORD 08/05/09 PAY 08/26/09	08/05/09	08/05/09	1,487 84	.01 .01	1,487 83 1,487 83	0 00 0 00
125012280	35	REXAM PLC SPONS ADR -NEW- MorganStanley SmithBarney LLC acted as your agent	04/01/09	10/20/09	791 68	682 50 682 50	109 18 109 18	0 00 0 00
125012290	155	REXAM PLC SPONS ADR -NEW- MorganStanley SmithBarney LLC acted as your agent	04/01/09	12/17/09	3,487 41	3,022 50 3,022 50	464 91 464 91	0 00 0 00
125012300	68	RIVERBED TECHNOLOGY INC	06/09/08	05/06/09	1,230 76	1,020 55 1,020 55	210 21 210 21	0 00 0 00

2
0
0
9
Y
E
A
R
E
N
D
S
U
M
M
A
R
Y

Corrected Copy as of 03/31/10
Ref 00009495 00245481

CITI GLOBAL IMPACT FUNDING
Account Number 692-72494-14 643

Details of Short Term Gain (Loss) 2009 - continued

Reference number	Quantity	Security Description	Opening Trade Date	Closing Trade Date	Sale Proceeds	Original Cost Adjusted Cost	Original Gain/(Loss) Adjusted Gain/(Loss)	Ordinary Income Capital Gain/(Loss)
125012340	261	ROCHE HLDG LTD SPON ADR	08/08/08	03/17/09	\$ 8,033 53	\$ 11,452 38 \$ 11,452 38	(\$ 3,418 85) (\$ 3,418 85)	\$ 0 00 \$ 0 00
125012350	60	ROCHE HLDG LTD SPON ADR Morgan Stanley Smith Barney LLC acted as your agent in this transaction	08/08/08	06/12/09	2,045 94	2,632 73 2,632 73	(586 79) (586 79)	0 00 0 00
125012420	17	ROSS STORES INC DE Morgan Stanley Smith Barney LLC acted as your agent in this transaction	07/07/09	09/23/09	807 94	660 63 660 63	147 31 147.31	0 00 0 00
125012430	64	ROSS STORES INC DE Morgan Stanley Smith Barney LLC acted as your agent in this transaction	07/07/09	12/17/09	2,830 64	2,487 06 2,487 06	343 58 343 58	0 00 0 00
125012440	1,066 779	ROWE T PRICE SMALL-CAP VALUE CAP STK FD INC CONFIRM #001045494	12/30/08	05/06/09	25,709 37	24,322 56 24,322 56	1,386 81 1,386 81	0 00 0 00
125012450	1,095 968	ROWE T PRICE SMALL-CAP VALUE CAP STK FD INC CONFIRM #001046444	12/30/08	05/19/09	25,744 29	24,988 07 24,988.07	756 22 756 22	0 00 0 00
125012460	764	ROWE T PRICE SMALL-CAP VALUE CAP STK FD INC CONFIRM #001048063 Morgan Stanley Smith	12/30/08	06/12/09	19,107 64	17,419 20 17,419 20	1,688 44 1,688 44	0 00 0 00
125012470	2,204 969	ROWE T PRICE SMALL-CAP VALUE CAP STK FD INC CONFIRM #001055792 Morgan Stanley Smith Barney LLC	12/30/08	09/23/09	63,304 66	50,273 29 50,273 29	13,031 37 13,031 37	0 00 0 00
125012480	1,555 993	ROWE T PRICE SMALL-CAP VALUE CAP STK FD INC CONFIRM #001059963 Morgan Stanley Smith Barney LLC	12/30/08	11/17/09	44,625 88	35,476 64 35,476 64	9,149 24 9,149 24	0 00 0 00
125012490	8,331 997	ROWE T PRICE SMALL-CAP VALUE CAP STK FD INC CONFIRM #001062249 Morgan Stanley Smith Barney LLC	12/30/08	12/17/09	238,878 35	189,969 53 189,969 53	48,908 82 48,908 82	0 00 0 00

2
0
0
9

Y
E
A
R

E
N
D

S
U
M
M
A
R
Y

CITI GLOBAL IMPACT FUNDING
Account Number 692-72494-14 643

Details of Short Term Gain (Loss) 2009 - continued

Reference number	Quantity	Security Description	Opening Trade Date	Closing Trade Date	Sale Proceeds	Original Cost Adjusted Cost	Original Gain/(Loss) Adjusted Gain/(Loss)	Ordinary Income Capital Gain/(Loss)
125012500	414	ROYAL DUTCH SHELL PLC ADR CL B Morgan Stanley Smith Barney LLC acted as your agent	12/30/08	06/04/09	\$ 22,928.92	\$ 20,938.88 \$ 20,938.88	\$ 1,990.04 \$ 1,990.04	\$ 0.00 \$ 0.00
125012510	6	ROYAL DUTCH SHELL PLC ADR CL B Morgan Stanley Smith Barney LLC acted as your agent	12/30/08	11/17/09	368.75	303.46 303.46	65.29 65.29	0.00 0.00
125012520	9	ROYAL DUTCH SHELL PLC ADR CL B Morgan Stanley Smith Barney LLC acted as your agent	12/30/08	12/17/09	505.96	455.19 455.19	50.77 50.77	0.00 0.00
125012530	952	ROYAL KPN NV SPONS ADR	12/30/08	02/13/09	13,192.74	13,965.84 13,965.84	(773.10) (773.10)	0.00 0.00
125012540	99	ROYAL KPN NV SPONS ADR	12/30/08	05/06/09	1,227.56	1,452.33 1,452.33	(224.77) (224.77)	0.00 0.00
125012550	1,171 192	ROYAL KPN NV SPONS ADR Morgan Stanley Smith Barney LLC acted as your agent in this transaction	12/30/08 04/01/09	06/16/09	14,826.70 2,431.02	17,178.57 2,640.00 2,640.00	(2,351.87) (208.98) (208.98)	0.00 0.00 0.00
125012560	1,707	SAIC INC	12/30/08	04/08/09	30,069.05	32,802.74 32,802.74	(2,733.69) (2,733.69)	0.00 0.00
125012570	1,423	SAIC INC	12/30/08	05/01/09	26,040.23	27,345.22 27,345.22	(1,304.99) (1,304.99)	0.00 0.00
125012580	3483	SBM OFFSHORE NV-EUR CASH IN LIEU OF .34837 RECORD 05/20/09 PAY 06/30/09	04/08/09	06/30/09	6.14	4.39 4.39	1.75 1.75	0.00 0.00
125012590	3	SBM OFFSHORE NV-EUR Morgan Stanley Smith Barney LLC acted as your agent in this transaction	04/08/09	09/23/09	64.19	37.83 37.83	26.36 26.36	0.00 0.00
125012600	82	SEI INVESTMENTS CO	12/30/08	05/06/09	1,244.06	1,226.30 1,226.30	17.76 17.76	0.00 0.00
125012610	919	SEI INVESTMENTS CO Morgan Stanley Smith Barney LLC acted as your agent in this transaction	12/30/08	06/16/09	16,423.29	13,743.55 13,743.55	2,679.74 2,679.74	0.00 0.00

2
0
0
9
Y
E
A
R
E
N
D
S
U
M
M
A
R
Y

CITI GLOBAL IMPACT FUNDING
Account Number 692-72494-14 643

Details of Short Term Gain (Loss) 2009 - continued

Reference number	Quantity	Security Description	Opening Trade Date	Closing Trade Date	Sale Proceeds	Original Cost Adjusted Cost	Original Gain/(Loss) Adjusted Gain/(Loss)	Ordinary Income Capital Gain/(Loss)
125012620	46	SEI INVESTMENTS CO MorganStanley SmithBarney LLC acted as your agent in this transaction	12/30/08	09/23/09	\$ 902 49	\$ 687 93 \$ 687 93	\$ 214 56 \$ 214 56	\$ 0 00 \$ 0 00
125012630	351	SEI INVESTMENTS CO MorganStanley SmithBarney LLC acted as your agent in this transaction	12/30/08	12/17/09	6,210 26	5,249 17 5,249 17	961 09 961 09	0 00 0 00
125012650	2,913	SKF AB SPONSORED ADR PAR S KR 12 50	12/30/08	05/01/09	31,689 42	28,867 83 28,867 83	2,821 59 2,821 59	0 00 0 00
125012660	1,829	SKF AB SPONSORED ADR PAR S KR 12 50	12/30/08	06/01/09	22,841 97	18,125 39 18,125 39	4,716 58 4,716 58	0 00 0 00
	600	Morgan Stanley Smi th Barney LLC acted as yo	04/01/09		7,493 27	5,238 00 5,238 00	2,255 27 2,255 27	0 00 0 00
125012670	168	SK TELECOM LTD SPON ADR Morgan Stanley Smi th Barney LLC acted as yo ur agent in this transa	12/30/08	07/30/09	2,830 80	2,965 20 2,965.20	(134 40) (134 40)	0 00 0 00
125012680	355	SK TELECOM LTD SPON ADR MorganStanley SmithBarney LLC acted as your agent in this transaction	12/30/08	11/11/09	6,124 62	6,265 75 6,265 75	(141 13) (141 13)	0 00 0 00
125012690	190	SAFEWAY INC NEW MorganStanley SmithBarney LLC acted as your agent in this transaction	12/30/08	11/17/09	4,393 06	4,375 97 4,375 97	17 09 17.09	0 00 0 00
125012700	396	SAFEWAY INC NEW MorganStanley SmithBarney LLC acted as your agent in this transaction	12/30/08	12/17/09	8,375 97	9,120 43 9,120 43	(744 46) (744.48)	0 00 0 00
125012710	444	ST JUDE MEDICAL INC	10/22/08	04/03/09	15,409 91	15,923 39 15,923 39	(513 48) (513 48)	0 00 0 00
125012720	296	ST JUDE MEDICAL INC	10/22/08	04/06/09	10,294 82	10,615 60 10,615 60	(320 78) (320 78)	0 00 0 00
125012730	154	ST JUDE MEDICAL INC Morgan Stanley Smi th Barney LLC acted as yo ur agent in this transa	10/22/08	08/13/09	5,806 27	5,522 98 5,522 98	283 29 283 29	0 00 0 00

2
0
0
9
Y
E
A
R
E
N
D
S
U
M
M
A
R
Y

Corrected Copy as of 03/31/10
Ref 00009495 00245484

CITI GLOBAL IMPACT FUNDING
Account Number 692-72494-14 643

Details of Short Term Gain (Loss) 2009 - continued

Reference number	Quantity	Security Description	Opening Trade Date	Closing Trade Date	Sale Proceeds	Original Cost Adjusted Cost	Original Gain/(Loss) Adjusted Gain/(Loss)	Ordinary Income Capital Gain/(Loss)
125012740	1,980	ST JUDE MEDICAL INC Morgan Stanley Smith Barney LLC	10/22/08	10/12/09	\$ 66,249 09	\$ 71,009 73	(\$ 4,760 64)	\$ 0 00
	1,012	acted as your agent in this transaction	12/30/08		33,860 65	32,472 55	1,388 10	0 00
						32,472 55	1,388 10	0 00
125012750	562	ST JUDE MEDICAL INC Morgan Stanley Smith Barney LLC	12/30/08	10/21/09	19 034 00	18,033 18	1,000 82	0 00
		acted as your agent in this transaction				18,033 18	1,000 82	0 00
125012760	2,430	SANDRIDGE ENERGY INC	10/06/08	04/15/09	20,703 30	33,323 56	(12,620 26)	0 00
						33,323 56	(12,620 26)	0 00
125012770	99	SANDRIDGE ENERGY INC Morgan Stanley Smith Barney LLC	10/06/08	09/23/09	1 283 50	1,357 63	(74 13)	0 00
		acted as your agent in this transaction				1,357 63	(74 13)	0 00
125012810	13	SAP AG SPONS ADR-USD Morgan Stanley Smith Barney LLC	06/08/09	09/23/09	655 08	548 99	106 09	0 00
		acted as your agent in this transaction				548 99	106 09	0 00
125012820	55	SAP AG SPONS ADR-USD Morgan Stanley Smith Barney LLC	12/30/08	11/17/09	2,693 83	1,955 80	738 03	0 00
		acted as your agent in this transaction				1,955 80	738 03	0 00
125012830	226	SAP AG SPONS ADR-USD Morgan Stanley Smith Barney LLC	12/30/08	12/17/09	10,174 82	8,036 56	2,138 26	0 00
		acted as your agent in this transaction				8,036 56	2,138 26	0 00
125012840	37	SASOL LTD SPONS ADR	12/30/08	05/06/09	1 245 18	1,102 53	142 65	0 00
						1,102 53	142 65	0 00
125012850	52	SASOL LTD SPONS ADR	12/30/08	05/19/09	1,880 80	1,549 50	331 30	0 00
						1,549 50	331 30	0 00
125012860	27	SASOL LTD SPONS ADR Morgan Stanley Smith Barney LLC	12/30/08	06/12/09	1,035 02	804 55	230 47	0 00
		acted as your agent in this transaction				804 55	230 47	0 00
125012870	1,494	SASOL LTD SPONS ADR Morgan Stanley Smith Barney LLC	12/30/08	06/25/09	50,135 41	44,518 21	5,617 20	0 00
		acted as your agent in this transaction				44,518.21	5,617 20	0 00

2
0
0
9
Y
E
A
R
E
N
D
S
U
M
M
A
R
Y

CITI GLOBAL IMPACT FUNDING
Account Number 692-72494-14 643

Details of Short Term Gain (Loss) 2009 - continued

Reference number	Quantity	Security Description	Opening Trade Date	Closing Trade Date	Sale Proceeds	Original Cost Adjusted Cost	Original Gain/(Loss) Adjusted Gain/(Loss)	Ordinary Income Capital Gain/(Loss)
125012880	75	SASOL LTD SPONS ADR MorganStanley SmithBarney LLC acted as your agent in this transaction	12/30/08	12/17/09	\$ 2,876 55	\$ 2,234 85 \$ 2,234 85	\$ 641 70 \$ 641.70	\$ 0 00 \$ 0 00
125012890	38	SCANSOURCE INC Morgan Stanley Smi th Barney LLC acted as yo ur agent in this transa	12/30/08	06/12/09	1,005 83	684 95 684 95	320 88 320 88	0 00 0 00
125012900	273	SCANSOURCE INC Morgan Stanley Smi th Barney LLC acted as yo ur agent in this transa	12/30/08	07/30/09	8,043 67	4,920 82 4,920 82	3,122 85 3,122 85	0 00 0 00
125012910	4	SCANSOURCE INC MorganStanley SmithBarney LLC acted as your agent in this transaction	12/30/08	09/23/09	122 47	72 10 72 10	50 37 50 37	0 00 0 00
125012920	3	SCANSOURCE INC MorganStanley SmithBarney LLC acted as your agent in this transaction	12/30/08	11/17/09	77 03	54 08 54 08	22 95 22 95	0 00 0 00
125012930	53	SCANSOURCE INC MorganStanley SmithBarney LLC acted as your agent in this transaction	12/30/08	12/17/09	1,319 13	955 32 955 32	363 81 363 81	0 00 0 00
125013000	67	SCHNEIDER ELECT SA UNSPON ADR MorganStanley SmithBarney LLC acted as your agent	06/01/09	09/23/09	726 93	519 62 519 62	207 31 207 31	0 00 0 00
125013010	67	SCHNEIDER ELECT SA UNSPON ADR MorganStanley SmithBarney LLC acted as your agent	06/01/09	12/17/09	743 68	519 62 519 62	224 06 224 06	0 00 0 00
125013020	131	SCHWAB CHARLES CORP	02/05/09	05/06/09	2,480 00	1,801 39 1,801 39	678 61 678 61	0 00 0 00
125013030	103	SCHWAB CHARLES CORP	02/05/09	05/19/09	1,860 54	1,416 36 1,416 36	444 18 444 18	0 00 0 00

2
0
0
9
Y
E
A
R
E
N
D
S
U
M
M
A
R
Y

Corrected Copy as of 03/31/10
Ref 00009495 00245486

CITI GLOBAL IMPACT FUNDING

Account Number 692-72494-14 643

Details of Short Term Gain (Loss) 2009 *continued*

Reference number	Quantity	Security Description	Opening Trade Date	Closing Trade Date	Sale Proceeds	Original Cost Adjusted Cost	Original Gain/(Loss) Adjusted Gain/(Loss)	Ordinary Income Capital Gain/(Loss)
125013040	55	SCHWAB CHARLES CORP MorganStanley SmithBarney LLC acted as your agent in this transaction	04/01/09	09/23/09	\$ 1,042.22	\$ 834.79 \$ 834.79	\$ 207.43 \$ 207.43	\$ 0.00 \$ 0.00
125013050	30	SCHWAB CHARLES CORP MorganStanley SmithBarney LLC acted as your agent in this transaction	02/05/09	11/17/09	563.68	412.53 412.53	151.15 151.15	0.00 0.00
125013060	246	SCHWAB CHARLES CORP MorganStanley SmithBarney LLC acted as your agent in this transaction	02/05/09	12/17/09	4,428.37	3,382.77 3,382.77	1,045.60 1,045.60	0.00 0.00
125013070	133	SHANGHAI ELEC GROUP CO LTD-CNY MorganStanley SmithBarney LLC acted as your agent	03/26/09	09/23/09	1,296.71	772.66 772.66	524.05 524.05	0.00 0.00
125013080	129	SHANGHAI ELEC GROUP CO LTD-CNY MorganStanley SmithBarney LLC acted as your agent	03/26/09	10/20/09	1,304.15	749.43 749.43	554.72 554.72	0.00 0.00
125013090	80	SHANGHAI ELEC GROUP CO LTD-CNY MorganStanley SmithBarney LLC acted as your agent	03/26/09	11/17/09	791.97	464.76 464.76	327.21 327.21	0.00 0.00
125013100	81	SHANGHAI ELEC GROUP CO LTD-CNY MorganStanley SmithBarney LLC acted as your agent	03/26/09	12/17/09	689.29	470.57 470.57	218.72 218.72	0.00 0.00
125013110	343	SHUFFLE MASTER INC Morgan Stanley SmithBarney LLC acted as your agent in this transaction	12/30/08	07/30/09	2,538.89	1,609.15 1,609.15	929.74 929.74	0.00 0.00
125013120	68	SHUFFLE MASTER INC MorganStanley SmithBarney LLC acted as your agent in this transaction	12/30/08	09/23/09	616.30	319.02 319.02	297.28 297.28	0.00 0.00

2
0
0
9
Y
E
A
R
E
N
D
S
U
M
M
A
R
Y

CITI GLOBAL IMPACT FUNDING
Account Number 692-72494-14 643

Details of Short Term Gain (Loss) 2009 - continued

Reference number	Quantity	Security Description	Opening Trade Date	Closing Trade Date	Sale Proceeds	Original Cost Adjusted Cost	Original Gain/(Loss) Adjusted Gain/(Loss)	Ordinary Income Capital Gain/(Loss)
125013130	53	SHUFFLE MASTER INC MorganStanley SmithBarney LLC acted as your agent in this transaction	12/30/08	11/17/09	\$ 481 22	\$ 248 64 \$ 248 64	\$ 232 58 \$ 232 58	\$ 0 00 \$ 0 00
125013180	53	SIMPSON MFG CO INC	12/30/08	05/06/09	1,227 44	1,459 83 1,459 83	(232 39) (232 39)	0 00 0 00
125013190	44	SIMPSON MFG CO INC Morgan Stanley Smi th Barney LLC acted as yo ur agent in this transa	12/30/08	06/12/09	1,034 50	1,211 94 1,211.94	(177 44) (177 44)	0 00 0 00
125013200	64	SIMPSON MFG CO INC MorganStanley SmithBarney LLC acted as your agent in this transaction	12/30/08	09/23/09	1,630 03	1,762 82 1,762 82	(132 79) (132 79)	0 00 0 00
125013210	59	SIMPSON MFG CO INC MorganStanley SmithBarney LLC acted as your agent in this transaction.	12/30/08	11/17/09	1,555 20	1,625 10 1,625 10	(69 90) (69 90)	0 00 0 00
125013220	160	SIMPSON MFG CO INC MorganStanley SmithBarney LLC acted as your agent in this transaction	12/30/08	12/17/09	4,075 62	4,407 04 4,407 04	(331 42) (331 42)	0 00 0 00
125013230	66	SINGAPORE TELECOMMUNICATIO SPONSORED ADR NEW	12/30/08	05/06/09	1 244 06	1,177 44 1,177 44	66 62 66 62	0 00 0 00
125013240	50	SINGAPORE TELECOMMUNICATIO SPONSORED ADR NEW Morgan Stanley Smi th Barney LLC acted as yo	12/30/08	06/12/09	1,011 47	892 00 892 00	119 47 119 47	0 00 0 00
125013250	75	SINGAPORE TELECOMMUNICATIO SPONSORED ADR NEW MorganStanley SmithBarney LLC acted as your agent	12/30/08	09/23/09	1,679 95	1,338 00 1,338 00	341 95 341 95	0 00 0 00
125013260	150	SINGAPORE TELECOMMUNICATIO SPONSORED ADR NEW MorganStanley SmithBarney LLC acted as your agent	12/30/08	10/20/09	3,338 91	2,676 00 2,676 00	662 91 662 91	0 00 0 00

2
0
0
9

Y
E
A
R

E
N
D

S
U
M
M
A
R
Y

CITI GLOBAL IMPACT FUNDING
 Account Number 692-72494-14 643

Details of Short Term Gain (Loss) 2009 - continued

Reference number	Quantity	Security Description	Opening Trade Date	Closing Trade Date	Sale Proceeds	Original Cost Adjusted Cost	Original Gain/(Loss) Adjusted Gain/(Loss)	Ordinary Income Capital Gain/(Loss)
125013270	65	SINGAPORE TELECOMMUNICATIO SPONSORED ADR NEW MorganStanley SmithBarney LLC acted as your agent	12/30/08	11/17/09	\$ 1,392.91	\$ 1,159.60 \$ 1,169.80	\$ 233.31 \$ 233.31	\$ 0.00 \$ 0.00
125013280	299	SINGAPORE TELECOMMUNICATIO SPONSORED ADR NEW MorganStanley SmithBarney LLC acted as your agent	12/30/08	12/17/09	6,353.58	5,334.16 5,334.16	1,019.42 1,019.42	0.00 0.00
125013290	13	SKYWORKS SOLUTIONS INC MorganStanley SmithBarney LLC acted as your agent in this transaction	06/01/09	09/23/09	179.52	127.37 127.37	52.15 52.15	0.00 0.00
125013300	17	SKYWORKS SOLUTIONS INC MorganStanley SmithBarney LLC acted as your agent in this transaction	03/24/09	11/17/09	211.13	134.05 134.05	77.08 77.08	0.00 0.00
125013310	267	SKYWORKS SOLUTIONS INC MorganStanley SmithBarney LLC acted as your agent in this transaction	03/24/09	12/17/09	3,607.47	2,105.43 2,105.43	1,502.04 1,502.04	0.00 0.00
125013320	630	SMITH INTERNATIONAL INC DE	12/30/08	04/03/09	15,207.10	13,908.83 13,908.83	1,298.27 1,298.27	0.00 0.00
125013330	30	SMUCKER J M CO NEW	12/30/08	05/06/09	1,213.46	1,289.60 1,289.60	(76.14) (76.14)	0.00 0.00
125013340	46	SMUCKER J M CO NEW	12/30/08	05/19/09	1,877.30	1,977.38 1,977.38	(100.08) (100.08)	0.00 0.00
125013350	69	SMUCKER J M CO NEW MorganStanley SmithBarney LLC acted as your agent in this transaction	12/30/08	09/23/09	3,728.34	2,966.08 2,966.08	762.26 762.26	0.00 0.00
125013360	56	SMUCKER J M CO NEW MorganStanley SmithBarney LLC acted as your agent in this transaction	12/30/08	11/17/09	3,024.48	2,407.25 2,407.25	617.23 617.23	0.00 0.00
125013370	260	SMUCKER J M CO NEW MorganStanley SmithBarney LLC acted as your agent in this transaction	12/30/08	12/17/09	15,626.03	11,176.52 11,176.52	4,449.51 4,449.51	0.00 0.00

2
0
0
9
Y
E
A
R
E
N
D
S
U
M
M
A
R
Y

Corrected Copy as of 03/31/10
Ref 00009495 00245489

CITI GLOBAL IMPACT FUNDING
Account Number 692-72494-14 643

Details of Short Term Gain/(Loss) 2009 *continued*

Reference number	Quantity	Security Description	Opening Trade Date	Closing Trade Date	Sale Proceeds	Original Cost Adjusted Cost	Original Gain/(Loss) Adjusted Gain/(Loss)	Ordinary Income Capital Gain/(Loss)
125013380	365	SNAP-ON INC	12/30/08	01/26/09	\$ 11,732 27	\$ 13,913 44 \$ 13,913 44	(\$ 2,181 17) (\$ 2,181 17)	\$ 0 00 \$ 0 00
125013390	90	SNAP-ON INC MorganStanley SmithBarney LLC acted as your agent in this transaction	10/02/09	12/17/09	3,586 40	3,055 07 3,055.07	531 33 531 33	0 00 0 00
125013400	160	SONIC CORP MorganStanley SmithBarney LLC acted as your agent in this transaction	12/30/08	10/20/09	1,763 71	1,822 48 1,822 48	(58 77) (58 77)	0 00 0 00
125013410	55	SONIC CORP MorganStanley SmithBarney LLC acted as your agent in this transaction.	12/30/08	11/17/09	536 23	626 48 626 48	(90 25) (90 25)	0 00 0 00
125013420	220	SONIC CORP MorganStanley SmithBarney LLC acted as your agent in this transaction	12/30/08	12/17/09	2,224 91	2,505 91 2,505 91	(281 00) (281 00)	0 00 0 00
125013430	68	SONOSITE INC	12/30/08	05/06/09	1,205 60	1,195 99 1,195 99	9 61 9 61	0 00 0 00
125013440	100	SONOSITE INC	12/30/08	05/19/09	1,863 96	1,758 81 1,758 81	105 15 105 15	0 00 0 00
125013450	51	SONOSITE INC Morgan Stanley Smi th Barney LLC acted as yo ur agent in this transa	12/30/08	06/12/09	1 009 82	896 99 896 99	112 83 112 83	0 00 0 00
125013460	282	SONOSITE INC Morgan Stanley Smi th Barney LLC acted as yo ur agent in this transa	12/30/08	07/30/09	6,243 51	4,959 85 4,959 85	1,283 66 1,283 66	0 00 0 00
125013470	40	SONOSITE INC MorganStanley SmithBarney LLC acted as your agent in this transaction	12/30/08	12/17/09	891 57	703 52 703 52	188 05 188 05	0 00 0 00
125013520	59	STAPLES INC	12/30/08	05/06/09	1,186 45	1,035 64 1,035 64	150 81 150 81	0 00 0 00

2
0
0
9

Y
E
A
R

E
N
D

S
U
M
M
A
R
Y

CITI GLOBAL IMPACT FUNDING
Account Number 692-72494-14 643

Details of Short Term Gain (Loss) 2009 - continued

Reference number	Quantity	Security Description	Opening Trade Date	Closing Trade Date	Sale Proceeds	Original Cost Adjusted Cost	Original Gain/(Loss) Adjusted Gain/(Loss)	Ordinary Income Capital Gain/(Loss)
125013530	155	STAPLES INC MorganStanley SmithBarney LLC acted as your agent in this transaction	12/30/08	09/23/09	\$ 3,555 83	\$ 2,720 76 \$ 2,720 76	\$ 835 07 \$ 835 07	\$ 0 00 \$ 0 00
125013540	3,728	STAPLES INC MorganStanley SmithBarney LLC acted as your agent in this transaction	12/30/08	10/02/09	85,008 88	65,438 71 65,438 71	19,570 17 19,570 17	0 00 0 00
	191		04/01/09		4,355 34	3,464 22 3,464 22	891 12 891 12	0 00 0 00
125013550	20	STARBUCKS CORP MorganStanley SmithBarney LLC acted as your agent in this transaction	06/10/09	11/17/09	437 38	297 68 297 68	139 70 139 70	0 00 0 00
125013560	155	STARBUCKS CORP MorganStanley SmithBarney LLC acted as your agent in this transaction	06/10/09	12/17/09	3,447 87	2,307 04 2,307 04	1,140 83 1,140 83	0 00 0 00
125013570	282	STATE STREET CORP	04/30/08	03/03/09	6,176 95	20,560 17 20,560 17	(14,383 22) (14,383 22)	0 00 0 00
	609		12/30/08		13,339 59	22,327 71 22,327 71	(8,988 12) (8,988 12)	0 00 0 00
125013580	33	STATOILHYDRO ASA SPONS ADR MorganStanley SmithBarney LLC acted as your agent	05/13/09	11/17/09	858 63	700 36 700 36	158 27 158 27	0 00 0 00
125013590	80	STATOILHYDRO ASA SPONS ADR MorganStanley SmithBarney LLC acted as your agent	05/13/09	12/17/09	1,938 35	1,697 84 1,697 84	240 51 240 51	0 00 0 00
125013600	233	STERICYCLE INC Morgan Stanley Smi th Barney LLC acted as yo ur agent in this transa	12/30/08	07/30/09	12,056 82	11,991 88 11,991 88	64 94 64 94	0 00 0 00
125013610	43	STERICYCLE INC MorganStanley SmithBarney LLC acted as your agent in this transaction	12/30/08	12/17/09	2,379 55	2,213 09 2,213 09	166 46 166 46	0 00 0 00

2
0
0
9
Y
E
A
R
E
N
D
S
U
M
M
A
R
Y

CITI GLOBAL IMPACT FUNDING
Account Number 692-72494-14 643

Details of Short Term Gain (Loss) 2009 - continued

Reference number	Quantity	Security Description	Opening Trade Date	Closing Trade Date	Sale Proceeds	Original Cost Adjusted Cost	Original Gain/(Loss) Adjusted Gain/(Loss)	Ordinary Income Capital Gain/(Loss)
125013620	3	SUEZ ENVIRONNEMENT CO S A-EUR MorganStanley SmithBarney LLC acted as your agent	12/30/08	09/23/09	\$ 33 98	\$ 26 20 \$ 26 20	\$ 7 78 \$ 7 78	\$ 0 00 \$ 0 00
125013630	11	SUEZ ENVIRONNEMENT CO S A-EUR MorganStanley SmithBarney LLC acted as your agent	12/30/08	11/17/09	123 63	96 05 96 05	27 58 27 58	0 00 0 00
125013640	1,505	SUEZ ENVIRONNEMENT CO S A-EUR	12/30/08	12/03/09	17,312 33	13,141 51 13,141.51	4,170 82 4,170 82	0 00 0 00
	151	MorganStanley SmithBarney LLC acted as your agent	01/16/09		1,736 98	1,298 60 1,298 60	438 38 438 38	0 00 0 00
125013650	261	SURMODICS INC Morgan Stanley Smi th Barney LLC acted as yo ur agent in this transa	12/30/08	07/30/09	5,865 74	6,643 44 6,643 44	(777 70) (777 70)	0 00 0 00
125013660	9	SURMODICS INC MorganStanley SmithBarney LLC acted as your agent in this transaction	12/30/08	12/17/09	220 58	229 08 228 08	(8 50) (8 50)	0 00 0 00
125013670	246	SWIFT ENERGY CO Morgan Stanley Smi th Barney LLC acted as yo ur agent in this transa	12/30/08	07/30/09	4,710 97	3,930 19 3,930 19	780 78 780 78	0 00 0 00
125013680	40	SWIFT ENERGY CO MorganStanley SmithBarney LLC acted as your agent in this transaction	12/30/08	10/20/09	927 57	639 06 638 06	288 51 288 51	0 00 0 00
125013690	19	SWIFT ENERGY CO MorganStanley SmithBarney LLC acted as your agent in this transaction	12/30/08	11/17/09	438 90	303 55 303 55	135 35 135 35	0 00 0 00
125013700	21	SWIRE PACIFIC LTD SP ADR MorganStanley SmithBarney LLC acted as your agent in this transaction	12/30/08	12/17/09	245 17	140 70 140 70	104 47 104 47	0 00 0 00
125013710	1,026	SWISS REINSURANCE SPON ADR	12/30/08	03/19/09	15,802 05	48,119 40 48,119 40	(32,317 35) (32,317.35)	0 00 0 00

2
0
0
9
Y
E
A
R
E
N
D
S
U
M
M
A
R
Y

CITI GLOBAL IMPACT FUNDING
Account Number 692-72494-14 643

Details of Short Term Gain (Loss) 2009 - continued

Reference number	Quantity	Security Description	Opening Trade Date	Closing Trade Date	Sale Proceeds	Original Cost Adjusted Cost	Original Gain/(Loss) Adjusted Gain/(Loss)	Ordinary Income Capital Gain/(Loss)
125013720	10	SWISS REINSURANCE SPON ADR MorganStanley SmithBarney LLC acted as your agent in this transaction	12/30/08	12/17/09	\$ 468 98	\$ 469 00 \$ 489 00	(\$ 02) (\$ 02)	\$ 0 00 \$ 0 00
125013730	11,538	SYNOVUS FINANCIAL CORP	12/30/08	03/23/09	38,068 26	92,302 85 92,302.85	(54,234 59) (54,234.59)	0 00 0 00
125013740	851	SYNOVUS FINANCIAL CORP	12/30/08	05/06/09	3,619 20	6,807 91 6,807 91	(3,188 71) (3,188 71)	0 00 0 00
125013750	889	SYNOVUS FINANCIAL CORP	12/30/08	05/19/09	3,646 13	7,111 91 7,111 91	(3,465 78) (3,465 78)	0 00 0 00
125013760	6,567	SYNOVUS FINANCIAL CORP Morgan Stanley Smi th Barney LLC acted as yo ur agent in this transa	12/30/08	07/07/09	18,364 79	52,535.35 52,535 35	(34,170 56) (34,170 56)	0 00 0 00
	1,406		02/05/09		3 931 92	4,723 32 4,723 32	(791 40) (791 40)	0 00 0 00
125013770	763	SYNOVUS FINANCIAL CORP MorganStanley SmithBarney LLC acted as your agent in this transaction	02/05/09	09/23/09	3,030 94	2,563 22 2,563 22	467 72 467 72	0 00 0 00
125013780	15,167	SYNOVUS FINANCIAL CORP MorganStanley SmithBarney LLC acted as your agent in this transaction	02/05/09	11/23/09	25,696 78	50,952 02 50,952.02	(25,255 24) (25,255 24)	0 00 0 00
	4 005		04/01/09		6,785 50	12,727.89 12,727.89	(5,942 39) (5,942 39)	0 00 0 00
125013790	71	TD AMERITRADE HOLDING CORP MorganStanley SmithBarney LLC acted as your agent in this transaction	06/05/09	11/17/09	1 503 74	1 338 42 1,338 42	165 32 165 32	0 00 0 00
125013800	931	TJX COMPANIES INC NEW	12/30/08	03/02/09	20,674 60	18,379 15 18,379 15	2 295 45 2,295 45	0 00 0 00
125013810	64	TJX COMPANIES INC NEW	12/30/08	05/19/09	1,864 27	1,263 44 1,263 44	600 83 600 83	0 00 0 00
125013820	564	TJX COMPANIES INC NEW	12/30/08	05/27/09	16,815 33	11,134.09 11,134 09	5,681 24 5,681 24	0 00 0 00
125013830	1,234	TJX COMPANIES INC NEW Morgan Stanley Smi th Barney LLC acted as yo ur agent in this transa	12/30/08	06/24/09	37,457 60	24,360 77 24,360 77	13,096 83 13,096.83	0 00 0 00
	1		03/26/09		30 35	26 98 28 98	3 37 3 37	0 00 0 00

2
0
0
9
Y
E
A
R
E
N
D
S
U
M
M
A
R
Y

CITI GLOBAL IMPACT FUNDING
Account Number 692-72494-14 643

Details of Short Term Gain (Loss) 2009 - continued

Reference number	Quantity	Security Description	Opening Trade Date	Closing Trade Date	Sale Proceeds	Original Cost Adjusted Cost	Original Gain/(Loss) Adjusted Gain/(Loss)	Ordinary Income Capital Gain/(Loss)
125013840	162	TJX COMPANIES INC NEW MorganStanley SmithBarney LLC acted as your agent in this transaction	03/26/09	12/17/09	\$ 5,948 72	\$ 4,370 31 \$ 4,370.31	\$ 1,578 41 \$ 1,578 41	\$ 0 00 \$ 0 00
125013880	6157	TAIWAN SEMICONDUCTOR MFG CO LTD ADR	12/30/08	08/14/09	6 36	4 84 4 84	1 52 1 52	0 00 0 00
	0936	CASH IN LIEU OF 89213 RECORD 07/17/09 PAY 08/14/09	02/04/09		97	74 74	23 23	0 00 0 00
	1089		04/01/09		1 12	1 01 1 01	11 11	0 00 0 00
125013910	376 4542	TAIWAN SEMICONDUCTOR MFG CO LTD ADR MorganStanley SmithBarney LLC acted as your agent	12/30/08	12/17/09	4,070 12	2,962 08 2,962 08	1,108 04 1,108 04	0 00 0 00
125013920	68	TAKEDA PHARMACEUTICAL CO LTD-JPY	12/30/08	05/06/09	1,234 16	1,765 68 1,765 68	(531 52) (531 52)	0 00 0 00
125013930	94	TAKEDA PHARMACEUTICAL CO LTD-JPY	12/30/08	05/19/09	1,857 39	2,440 79 2,440 79	(583 40) (583 40)	0 00 0 00
125013940	53	TAKEDA PHARMACEUTICAL CO LTD-JPY Morgan Stanley Smi th Barney LLC acted as yo	12/30/08	06/12/09	1,020 22	1,376 19 1,376 19	(355 97) (355 97)	0 00 0 00
125013950	291	TAKEDA PHARMACEUTICAL CO LTD-JPY Morgan Stanley Smi th Barney LLC acted as yo	12/30/08	07/30/09	5,790 90	7,556 08 7,556 08	(1,765 18) (1,765 18)	0 00 0 00
125013960	216	TAKEDA PHARMACEUTICAL CO LTD-JPY	12/30/08	11/09/09	4,279 11	5,608 64 5,608 64	(1,329 53) (1,329 53)	0 00 0 00
	130	MorganStanley SmithBarney LLC acted as your agent	03/19/09		2,575 39	2,336 44 2,336 44	238 95 238 95	0 00 0 00
	478		03/20/09		9,469 51	8,603 43 8,603 43	866 08 866 08	0 00 0 00
	328		04/01/09		6,497 90	5,789 20 5,789 20	708 70 708 70	0 00 0 00
125013970	11	TALISMAN ENERGY INC MorganStanley SmithBarney LLC acted as your agent in this transaction	05/13/09	09/23/09	194 16	152 55 152 55	41 61 41 61	0 00 0 00

2
0
0
9
Y
E
A
R
E
N
D
S
U
M
M
A
R
Y

Corrected Copy as of 03/31/10
Ref 00009495 00245494

CITI GLOBAL IMPACT FUNDING
Account Number 692-72494-14 643

Details of Short Term Gain (Loss) 2009 - continued

Reference number	Quantity	Security Description	Opening Trade Date	Closing Trade Date	Sale Proceeds	Original Cost Adjusted Cost	Original Gain/(Loss) Adjusted Gain/(Loss)	Ordinary Income Capital Gain/(Loss)
125013980	9	TALISMAN ENERGY INC MorganStanley SmithBarney LLC acted as your agent in this transaction	05/13/09	11/17/09	\$ 159.92	\$ 124.82 \$ 124.82	\$ 35.10 \$ 35.10	\$ 0.00 \$ 0.00
125013990	43	TALISMAN ENERGY INC MorganStanley SmithBarney LLC acted as your agent in this transaction	05/13/09	12/17/09	768.82	596.35 596.35	172.47 172.47	0.00 0.00
125014000	25	TELEDYNE TECHNOLOGIES INC MorganStanley SmithBarney LLC acted as your agent in this transaction	12/30/08	09/23/09	899.47	1,032.48 1,032.48	(133.01) (133.01)	0.00 0.00
125014010	15	TELEDYNE TECHNOLOGIES INC MorganStanley SmithBarney LLC acted as your agent in this transaction	12/30/08	11/17/09	525.13	619.48 619.48	(94.35) (94.35)	0.00 0.00
125014020	111	TELEDYNE TECHNOLOGIES INC MorganStanley SmithBarney LLC acted as your agent in this transaction	12/30/08	12/17/09	4,204.79	4,584.19 4,584.19	(379.40) (379.40)	0.00 0.00
125014030	22	TELEFLEX INC Morgan Stanley Smith Barney LLC acted as your agent in this transaction	12/30/08	06/12/09	1,017.25	1,053.81 1,053.81	(36.56) (36.56)	0.00 0.00
125014040	148	TELEFLEX INC Morgan Stanley Smith Barney LLC acted as your agent in this transaction	12/30/08	07/30/09	7,301.31	7,089.29 7,089.29	212.02 212.02	0.00 0.00
125014050	17	TELEFLEX INC MorganStanley SmithBarney LLC acted as your agent in this transaction	12/30/08	09/23/09	822.94	814.31 814.31	8.63 8.63	0.00 0.00
125014060	41	TELEFLEX INC MorganStanley SmithBarney LLC acted as your agent in this transaction	12/30/08	12/17/09	2,188.52	1,963.92 1,963.92	224.60 224.60	0.00 0.00
125014070	333	TELEFONICA S A SPON ADR	07/02/08	02/12/09	17,946.23	27,218.55 27,218.55	(9,272.32) (9,272.32)	0.00 0.00

2
0
0
9
Y
E
A
R
E
N
D
S
U
M
M
A
R
Y

Corrected Copy as of 03/31/10
Ref 00009495 00245495

CITI GLOBAL IMPACT FUNDING
Account Number 692-72494-14 643

Details of Short Term Gain (Loss) 2009 - continued

Reference number	Quantity	Security Description	Opening Trade Date	Closing Trade Date	Sale Proceeds	Original Cost Adjusted Cost	Original Gain/(Loss) Adjusted Gain/(Loss)	Ordinary Income Capital Gain/(Loss)
125014080	31	TELEFONICA S A SPON ADR	07/02/08	05/19/09	\$ 1,899.94	\$ 2,533.86 \$ 2,533.86	(\$ 633.92) (\$ 633.92)	\$ 0.00 \$ 0.00
125014120	63	TELEKOM AUSTRIA AG SPON ADR	12/30/08	05/19/09	1,852.15	1,867.95 1,867.95	(15.80) (15.80)	0.00 0.00
125014130	35	TELEKOM AUSTRIA AG SPON ADR Morgan Stanley Smith Barney LLC acted as your agent	12/30/08	06/12/09	1,032.47	1,037.75 1,037.75	(5.28) (5.28)	0.00 0.00
125014140	240	TELEKOM AUSTRIA AG SPON ADR Morgan Stanley Smith Barney LLC acted as your agent	12/30/08	07/30/09	7,392.00	7,116.00 7,116.00	276.00 276.00	0.00 0.00
125014150	15	TELEKOM AUSTRIA AG SPON ADR Morgan Stanley Smith Barney LLC acted as your agent	12/30/08	11/17/09	515.23	444.75 444.75	70.48 70.48	0.00 0.00
125014160	51	TELEKOM AUSTRIA AG SPON ADR Morgan Stanley Smith Barney LLC acted as your agent	12/30/08	12/17/09	1,405.01	1,512.15 1,612.15	(107.14) (107.14)	0.00 0.00
125014220	781	TEREX CORP NEW Morgan Stanley Smith Barney LLC acted as your agent in this transaction	04/29/09	10/21/09	18,835.82	10,623.79 10,623.79	8,212.03 8,212.03	0.00 0.00
125014230	129	TEREX CORP NEW Morgan Stanley Smith Barney LLC acted as your agent in this transaction	04/29/09	12/17/09	2,502.85	1,754.76 1,754.76	748.09 748.09	0.00 0.00
125014240	113	TESCO PLC SPONSORED ADR	12/30/08	05/19/09	1,861.06	1,754.04 1,754.04	107.02 107.02	0.00 0.00
125014250	57	TESCO PLC SPONSORED ADR Morgan Stanley Smith Barney LLC acted as your agent in this transaction	12/30/08	06/12/09	1,022.55	884.78 884.78	137.77 137.77	0.00 0.00
125014260	2,843	TESCO PLC SPONSORED ADR Morgan Stanley Smith Barney LLC acted as your agent in this transaction	12/30/08	08/04/09	52,264.36	44,130.47 44,130.47	8,133.89 8,133.89	0.00 0.00

2
0
0
9
Y
E
A
R
E
N
D
S
U
M
M
A
R
Y

CITI GLOBAL IMPACT FUNDING
Account Number 692-72494-14 643

Details of Short Term Gain (Loss) 2009 - continued

Reference number	Quantity	Security Description	Opening Trade Date	Closing Trade Date	Sale Proceeds	Original Cost Adjusted Cost	Original Gain/(Loss) Adjusted Gain/(Loss)	Ordinary Income Capital Gain/(Loss)
125014270	69	TESCO PLC SPONSORED ADR MorganStanley SmithBarney LLC acted as your agent in this transaction	12/30/08	11/17/09	\$ 1,500 71	\$ 1,071 05 \$ 1,071 05	\$ 429 66 \$ 429 66	\$ 0 00 \$ 0 00
125014280	347	TESCO PLC SPONSORED ADR MorganStanley SmithBarney LLC acted as your agent in this transaction	12/30/08	12/17/09	6,887 77	5,386 31 5,386 31	1,501 46 1,501 46	0 00 0 00
125014290	103	TETRA TECHNOLOGIES INC DEL Morgan Stanley Smith Barney LLC acted as your agent in this transaction	12/30/08	06/12/09	1,006 54	457 98 457 98	548 56 548 56	0 00 0 00
125014300	486	TETRA TECHNOLOGIES INC DEL Morgan Stanley Smith Barney LLC acted as your agent in this transaction	12/30/08	07/30/09	3,806 60	2,160 95 2,160 95	1,645 65 1,645 65	0 00 0 00
125014310	89	TETRA TECHNOLOGIES INC DEL MorganStanley SmithBarney LLC acted as your agent in this transaction	12/30/08	09/23/09	909 77	395 73 395 73	514 04 514 04	0 00 0 00
125014320	91	TETRA TECHNOLOGIES INC DEL MorganStanley SmithBarney LLC acted as your agent in this transaction	12/30/08	10/20/09	963 11	404 62 404 62	558 49 558 49	0 00 0 00
125014330	58	TETRA TECHNOLOGIES INC DEL MorganStanley SmithBarney LLC acted as your agent in this transaction	12/30/08	11/17/09	623 48	257 89 257 89	365 59 365 59	0 00 0 00
125014340	100	TETRA TECHNOLOGIES INC DEL MorganStanley SmithBarney LLC acted as your agent in this transaction	12/30/08	12/17/09	970 17	444 64 444 64	525 53 525 53	0 00 0 00
125014350	30	TETRA TECH INC NEW MorganStanley SmithBarney LLC acted as your agent in this transaction	03/12/09	09/23/09	797 07	680 34 680 34	116 73 116 73	0 00 0 00

2
0
0
9
Y
E
A
R
E
N
D
S
U
M
M
A
R
Y

Corrected Copy as of 03/31/10
Ref 00009495 00245497

CITI GLOBAL IMPACT FUNDING
Account Number 692-72494-14 643

Details of Short Term Gain (Loss) 2009 - continued

Reference number	Quantity	Security Description	Opening Trade Date	Closing Trade Date	Sale Proceeds	Original Cost Adjusted Cost	Original Gain/(Loss) Adjusted Gain/(Loss)	Ordinary Income Capital Gain/(Loss)
125014360	965	TEVA TECH INC NEW MorganStanley SmithBarney LLC acted as your agent in this transaction	12/30/08	09/25/09	\$ 24,704 71	\$ 21,415 96 \$ 21,415 96	\$ 3,288 75 \$ 3,288 75	\$ 0 00 \$ 0 00
125014370	42	TEVA PHARMACEUTICAL INDS LTD ADR	03/17/09	05/19/09	1,879 53	1,897 07 1,897 07	(17 54) (17 54)	0 00 0 00
125014380	188	TEVA PHARMACEUTICAL INDS LTD ADR Morgan Stanley Smith Barney LLC acted as yo	04/01/09	07/30/09	9,945 20	8,551 75 8,551 75	1,393 45 1,393 45	0 00 0 00
125014390	24	TEVA PHARMACEUTICAL INDS LTD ADR MorganStanley SmithBarney LLC acted as your agent	03/17/09	09/23/09	1 219 25	1,084 04 1,084 04	135 21 135 21	0 00 0 00
125014400	28	TEVA PHARMACEUTICAL INDS LTD ADR MorganStanley SmithBarney LLC acted as your agent	03/17/09	11/17/09	1,471 64	1,264 72 1,264 72	206 92 206 92	0 00 0 00
125014410	30	TEVA PHARMACEUTICAL INDS LTD ADR MorganStanley SmithBarney LLC acted as your agent	03/17/09	12/17/09	1,572 01	1,355 05 1,355 05	216 96 216 96	0 00 0 00
125014420	68	TEXAS INSTRUMENTS INC	12/30/08	05/06/09	1,252 04	1,019 92 1,019 92	232 12 232 12	0 00 0 00
125014430	1,174	TEXAS INSTRUMENTS INC	12/30/08	05/26/09	22,073 68	17,608 59 17,608 59	4,465 09 4,465 09	0 00 0 00
125014440	112	TEXAS INSTRUMENTS INC MorganStanley SmithBarney LLC acted as your agent in this transaction	12/30/08	11/17/09	2,897 68	1,679 87 1,679 87	1,217 81 1,217 81	0 00 0 00
125014450	758	TEXAS INSTRUMENTS INC MorganStanley SmithBarney LLC acted as your agent in this transaction	12/30/08	12/17/09	19,117 78	11,369 09 11,369 09	7,748 69 7,748 69	0 00 0 00
125014460	107	THERMO FISHER SCIENTIFIC INC MorganStanley SmithBarney LLC acted as your agent in this transaction	02/04/09	12/17/09	5 198 13	3,994 85 3,994 85	1,203 28 1,203 28	0 00 0 00

2
0
0
9
Y
E
A
R
E
N
D
S
U
M
M
A
R
Y

CITI GLOBAL IMPACT FUNDING
Account Number 692-72494-14 643

Details of Short Term Gain (Loss) 2009 -continued

Reference number	Quantity	Security Description	Opening Trade Date	Closing Trade Date	Sale Proceeds	Original Cost Adjusted Cost	Original Gain/(Loss) Adjusted Gain/(Loss)	Ordinary Income Capital Gain/(Loss)
125014470	4,105	THOMAS & BETTS CORP	12/30/08	03/23/09	\$ 99,820 73	\$ 93,741 37 \$ 93,741.37	\$ 6,079 36 \$ 6,079.36	\$ 0 00 \$ 0 00
125014480	132	3M COMPANY MorganStanley SmithBarney LLC acted as your agent in this transaction	09/09/09	12/17/09	10,657 78	9,660 38 9,660 38	997 40 997 40	0 00 0 00
125014490	80	TIFFANY & CO NEW MorganStanley SmithBarney LLC acted as your agent in this transaction	12/11/09	12/17/09	3,388 71	3,357 92 3,357 92	30 79 30 79	0 00 0 00
125014520	357 6666 6,785	TIME WARNER INC Morgan Stanley Smi th Barney LLC acted as yo ur agent in this transa	12/30/08 04/01/09	06/04/09	8 745 12 165,896 45	8,061 11 8,061 11 139,567 45 139,567 45	684 01 684 01 26,329.00 26,329 00	0 00 0 00 0 00 0 00
125014530	047	TIME WARNER CABLE INC CASH IN LIEU OF 67322 RECORD 03/12/09 PAY 03/27/09	12/30/08	03/27/09	1 28	1 39 1.39	(11) (11)	0 00 0 00
125014540	89 7309	TIME WARNER CABLE INC	12/30/08	04/01/09	2,199 39	2,654 62 2,654 62	(455.23) (455 23)	0 00 0 00
125014550	109	TIMKEN CO	12/30/08	05/19/09	1 866 30	2,014 22 2,014 22	(147 92) (147.92)	0 00 0 00
125014560	83	TIMKEN CO MorganStanley SmithBarney LLC acted as your agent in this transaction	12/30/08	09/23/09	1,977 83	1,533 77 1,533 77	444 06 444 06	0 00 0 00
125014570	94	TIMKEN CO MorganStanley SmithBarney LLC acted as your agent in this transaction	12/30/08	11/17/09	2,360 27	1,737 04 1,737 04	623 23 623 23	0 00 0 00
125014580	249	TIMKEN CO MorganStanley SmithBarney LLC acted as your agent in this transaction	12/30/08	12/17/09	5,871 63	4,601 30 4,601 30	1,270 33 1,270 33	0 00 0 00
125014590	1,891 51	TOMOTHERAPY INC	12/30/08 04/01/09	05/20/09	4,339 35 117 03	4,538 21 4,538 21 138 21 138 21	(198 86) (198 86) (21 18) (21 18)	0 00 0 00 0 00 0 00

2
0
0
9
Y
E
A
R
E
N
D
S
U
M
M
A
R
Y

Corrected Copy as of 03/31/10
Ref 00009495 00245499

CITI GLOBAL IMPACT FUNDING
Account Number 692-72494-14 643

Details of Short Term Gain (Loss) 2009 - *continued*

Reference number	Quantity	Security Description	Opening Trade Date	Closing Trade Date	Sale Proceeds	Original Cost Adjusted Cost	Original Gain/(Loss) Adjusted Gain/(Loss)	Ordinary Income Capital Gain/(Loss)
125014650	46	TOWER GROUP INC	12/30/08	05/06/09	\$ 1,229 54	\$ 1,151 97 \$ 1,151.97	\$ 77 57 \$ 77.57	\$ 0 00 \$ 0 00
125014660	240	TOWER GROUP INC Morgan Stanley Smith Barney LLC acted as your agent in this transaction	12/30/08	07/30/09	5,918 47	6,010 27 6,010 27	(91 80) (91 80)	0 00 0 00
125014670	16	TOYOTA MOTOR CORP ADR NEW Morgan Stanley Smith Barney LLC acted as your agent in this transaction	12/30/08	11/17/09	1,279 96	1,024 66 1,024 66	255 30 255 30	0 00 0 00
125014680	28	TOYOTA MOTOR CORP ADR NEW Morgan Stanley Smith Barney LLC acted as your agent in this transaction	12/30/08	12/17/09	2,324 78	1,793 15 1,793 15	531 63 531 63	0 00 0 00
125014690	32	TRACTOR SUPPLY CO	12/30/08	05/06/09	1,232 60	1,055 66 1,055 66	176 94 176 94	0 00 0 00
125014700	49	TRACTOR SUPPLY CO	12/30/08	05/19/09	1,875 18	1,616 49 1,616.49	258 69 258.69	0 00 0 00
125014710	26	TRACTOR SUPPLY CO Morgan Stanley Smith Barney LLC acted as your agent in this transaction	12/30/08	06/12/09	1,034 25	857 73 857 73	176 52 176 52	0 00 0 00
125014720	28	TRACTOR SUPPLY CO Morgan Stanley Smith Barney LLC acted as your agent in this transaction	12/30/08	09/23/09	1,331 36	923 71 923 71	407 65 407.65	0 00 0 00
125014730	22	TRACTOR SUPPLY CO Morgan Stanley Smith Barney LLC acted as your agent in this transaction	12/30/08	11/17/09	1,053 57	725 77 725 77	327.80 327 80	0 00 0 00
125014740	132	TRACTOR SUPPLY CO Morgan Stanley Smith Barney LLC acted as your agent in this transaction	12/30/08	12/17/09	6,642 85	4,354 61 4,354 61	2,288.24 2,288 24	0 00 0 00
125014750	174	TRIQUINT SEMICONDUCTOR INC Morgan Stanley Smith Barney LLC acted as your agent in this transaction	12/30/08	06/12/09	998 73	579 26 579 26	419 47 419 47	0 00 0 00

2
0
0
9

Y
E
A
R

E
N
D

S
U
M
M
A
R
Y

CITI GLOBAL IMPACT FUNDING
Account Number 692-72494-14 643

Details of Short Term Gain (Loss) 2009 - continued

Reference number	Quantity	Security Description	Opening Trade Date	Closing Trade Date	Sale Proceeds	Original Cost Adjusted Cost	Original Gain/(Loss) Adjusted Gain/(Loss)	Ordinary Income Capital Gain/(Loss)
125014760	1,042	TRIQUNT SEMICONDUCTOR INC Morgan Stanley Smith Barney LLC acted as your agent in this transaction	12/30/08	07/30/09	\$ 7,160.42	\$ 3,468.92 \$ 3,468.92	\$ 3,691.50 \$ 3,691.50	\$ 0.00 \$ 0.00
125014770	16	TRIQUNT SEMICONDUCTOR INC Morgan Stanley Smith Barney LLC acted as your agent in this transaction	12/30/08	09/23/09	124.79	53.27 53.27	71.52 71.52	0.00 0.00
125014780	51	TURKCELL ILETISM HIZMET ADR Morgan Stanley Smith Barney LLC acted as your agent	12/30/08	09/23/09	889.16	706.66 706.66	182.50 182.50	0.00 0.00
125014790	26	TURKCELL ILETISM HIZMET ADR Morgan Stanley Smith Barney LLC acted as your agent	12/30/08	11/17/09	437.30	360.26 360.26	77.04 77.04	0.00 0.00
125014800	113	TURKCELL ILETISM HIZMET ADR Morgan Stanley Smith Barney LLC acted as your agent	12/30/08	12/17/09	1,846.60	1,565.73 1,565.73	280.87 280.87	0.00 0.00
125014810	39	URS CORPORATION	12/30/08	05/19/09	1,865.32	1,495.67 1,495.67	369.65 369.65	0.00 0.00
125014820	20	URS CORPORATION Morgan Stanley Smith Barney LLC acted as your agent in this transaction	12/30/08	06/12/09	998.97	767.01 767.01	231.96 231.96	0.00 0.00
125014830	906	URS CORPORATION Morgan Stanley Smith Barney LLC acted as your agent in this transaction	12/30/08	08/28/09	39,466.51	34,745.65 34,745.65	4,720.86 4,720.86	0.00 0.00
125014840	1,712	UNILEVER PLC SPONS ADR NEW	12/30/08	03/19/09	31,181.33	39,130.50 39,130.50	(7,949.17) (7,949.17)	0.00 0.00
125014850	79	UNILEVER PLC SPONS ADR NEW	12/30/08	05/19/09	1,862.78	1,805.67 1,805.67	57.11 57.11	0.00 0.00
125014860	41	UNILEVER PLC SPONS ADR NEW Morgan Stanley Smith Barney LLC acted as your agent in this transaction	12/30/08	06/12/09	998.50	937.12 937.12	61.38 61.38	0.00 0.00

2
0
0
9
Y
E
A
R
E
N
D
S
U
M
M
A
R
Y

CITI GLOBAL IMPACT FUNDING
Account Number 692-72494-14 643

Details of Short Term Gain (Loss) 2009 - continued

Reference number	Quantity	Security Description	Opening Trade Date	Closing Trade Date	Sale Proceeds	Original Cost Adjusted Cost	Original Gain/(Loss) Adjusted Gain/(Loss)	Ordinary Income Capital Gain/(Loss)
125014870	137	UNILEVER PLC SPONS ADR NEW MorganStanley SmithBarney LLC acted as your agent in this transaction	12/30/08	09/23/09	\$ 3,884 19	\$ 3,131 35 \$ 3,131 35	\$ 752 84 \$ 752 84	\$ 0 00 \$ 0 00
125014880	92	UNILEVER PLC SPONS ADR NEW MorganStanley SmithBarney LLC acted as your agent in this transaction	12/30/08	11/17/09	2,847 32	2,102 81 2,102 81	744 51 744 51	0 00 0 00
125014890	294	UNILEVER PLC SPONS ADR NEW MorganStanley SmithBarney LLC acted as your agent in this transaction	12/30/08	12/17/09	9,058 34	6,719 84 6,719 84	2,338 50 2,338 50	0 00 0 00
125014940	69	UNION PACIFIC CORP	03/03/09	05/06/09	3,642 34	2,511 44 2,511 44	1,130 90 1,130 90	0 00 0 00
125014950	39	UNION PACIFIC CORP	03/03/09	05/19/09	1,887 73	1,419 51 1,419 51	468 22 468 22	0 00 0 00
125014960	38	UNION PACIFIC CORP Morgan Stanley Smi th Barney LLC acted as yo ur agent in this transa	03/03/09	06/12/09	2,064 87	1,383 11 1,383 11	681 76 681 76	0 00 0 00
125014970	482	UNION PACIFIC CORP Morgan Stanley Smi th Barney LLC acted as yo ur agent in this transa	03/03/09	08/24/09	29,428 81	17,543 69 17,543 69	11,885 12 11,885 12	0 00 0 00
125014980	1,637	UNION PACIFIC CORP MorganStanley SmithBarney LLC acted as your agent in this transaction	03/03/09	10/07/09	95,627 96	59,583 04 59,583 04	36,044 92 36,044 92	0 00 0 00
	198	acted as your agent in this transaction	04/01/09		11,566 49	8,159 18 8,159 18	3,407.31 3,407 31	0 00 0 00
125014990	52	UNITED NATURAL FOODS INC	12/30/08	05/06/09	1,215 72	871 30 871 30	344 42 344 42	0 00 0 00
125015000	41	UNITED NATURAL FOODS INC Morgan Stanley Smi th Barney LLC acted as yo ur agent in this transa	12/30/08	06/12/09	1,004 47	686 99 686 99	317 48 317 48	0 00 0 00
125015010	91	UNITED NATURAL FOODS INC MorganStanley SmithBarney LLC acted as your agent in this transaction	12/30/08	09/23/09	2,205 96	1,524 78 1,524 78	681 18 681 18	0 00 0 00

2
0
0
9
Y
E
A
R
E
N
D
S
U
M
M
A
R
Y

CITI GLOBAL IMPACT FUNDING
Account Number 692-72494-14 643

Details of Short Term Gain (Loss) 2009 *continued*

Reference number	Quantity	Security Description	Opening Trade Date	Closing Trade Date	Sale Proceeds	Original Cost Adjusted Cost	Original Gain/(Loss) Adjusted Gain/(Loss)	Ordinary Income Capital Gain/(Loss)
125015020	22	UNITED NATURAL FOODS INC MorganStanley SmithBarney LLC acted as your agent in this transaction	12/30/08	11/17/09	\$ 564 30	\$ 368 63 \$ 368.63	\$ 195 67 \$ 195 67	\$ 0 00 \$ 0 00
125015030	182	UNITED NATURAL FOODS INC MorganStanley SmithBarney LLC acted as your agent in this transaction	12/30/08	12/17/09	4,730 96	3,049 56 3,049 56	1 681 40 1,681 40	0 00 0 00
125015040	36,000	US TSY INFLATION INDEX NTS CPI U NON-SEASONALLY ADJ DTD 07/15/2002 DUE 07/15/2012 RATE 3 000	04/02/09	12/18/09	46,733 64	45,078 01 45,502 46	1,655 63 1,231 18	0 00 1,231 18
125015050	32,000	US TSY INFLATION INDEX NTS CPI U NON-SEASONALLY ADJ DTD 04/28/2006 DUE 04/15/2011 RATE 2 375	04/02/09	12/18/09	35,942 34	35,025 48 35,483 37	916 86 468 97	0 00 458 97
125015070	387	UNITED TECHNOLOGIES CORP	04/01/09	05/19/09	20,330 99	16,903 39 18,903.39	3,427 60 3,427.60	0 00 0 00
125015090	5	UNITED THERAPEUTICS CORP MorganStanley SmithBarney LLC acted as your agent in this transaction	10/27/09	11/17/09	222 20	210 56 210 66	11 64 11 64	0 00 0 00
125015100	66	UNITED THERAPEUTICS CORP MorganStanley SmithBarney LLC acted as your agent in this transaction	10/27/09	12/17/09	3,430 66	2,779 33 2,779 33	651 33 651 33	0 00 0 00
125015110	283	UNITEDHEALTH GROUP INC MorganStanley SmithBarney LLC acted as your agent in this transaction	12/09/09	12/17/09	9,005 92	8,211 05 8,211 05	794 87 794 87	0 00 0 00
125015120	98	UNIVERSAL HEALTH SERVICES INC CLASS B	10/07/08	05/06/09	4,900 26	4,749 31 4,749 31	150 95 150 95	0 00 0 00
125015130	142	UNIVERSAL HEALTH SERVICES INC CLASS B	10/07/08	05/19/09	7,488 74	6,881 65 6,881 65	607 09 607 08	0 00 0 00

2
0
9
Y
E
A
R
E
N
D
S
U
M
M
A
R
Y

Corrected Copy as of 03/31/10
Ref 00009495 00245503

CITI GLOBAL IMPACT FUNDING
Account Number 692-72494-14 643

Details of Short Term Gain (Loss) 2009 - continued

Reference number	Quantity	Security Description	Opening Trade Date	Closing Trade Date	Sale Proceeds	Original Cost Adjusted Cost	Original Gain/(Loss) Adjusted Gain/(Loss)	Ordinary Income Capital Gain/(Loss)
125015140	119	UNIVERSAL HEALTH SERVICES INC CLASS B	10/07/08	06/02/09	\$ 6,614.03	\$ 5,767.01	\$ 847.02	\$ 0.00
	331	Morgan Stanley SmithBarney LLC acted as your agent	10/10/08		18,397.01	12,904.56	5,492.45	0.00
	68		10/14/08		3,779.44	3,257.74	521.70	0.00
						3,257.74	521.70	0.00
125015150	1	UNIVERSAL HEALTH SERVICES INC CLASS B	10/14/08	09/23/09	62.63	47.91	14.72	0.00
		MorganStanley SmithBarney LLC acted as your agent				47.91	14.72	0.00
125015160	1,417	UNIVERSAL HEALTH SERVICES INC CLASS B	03/23/09	11/02/09	80,625.65	50,933.50	29,692.15	0.00
		MorganStanley SmithBarney LLC acted as your agent				50,933.50	29,692.15	0.00
125015170	1,453	UPM KYMMENE CORP SPN ADR	12/30/08	04/23/09	11,518.21	18,453.10	(6,934.89)	0.00
						18,453.10	(6,934.89)	0.00
125015210	38	VALE SA SPON ADR REPSTG 1 CLASS A PFD	03/31/09	09/23/09	781.25	440.80	340.45	0.00
		MorganStanley SmithBarney LLC acted as your agent				440.80	340.45	0.00
125015220	33	VALE SA SPON ADR REPSTG 1 CLASS A PFD	03/31/09	11/17/09	834.21	382.80	451.41	0.00
		MorganStanley SmithBarney LLC acted as your agent				382.80	451.41	0.00
125015230	47	VALSPAR CORP	12/30/08	09/23/09	1,303.27	821.63	481.64	0.00
		MorganStanley SmithBarney LLC acted as your agent in this transaction				821.63	481.64	0.00
125015240	37	VALSPAR CORP	12/30/08	11/17/09	1,031.94	646.82	385.12	0.00
		MorganStanley SmithBarney LLC acted as your agent in this transaction				646.82	385.12	0.00
125015250	121	VALSPAR CORP	12/30/08	12/17/09	3,321.54	2,115.26	1,206.28	0.00
		MorganStanley SmithBarney LLC acted as your agent in this transaction				2,115.26	1,206.28	0.00
125015260	1,422	VANGUARD EUROPE PACIFIC ETF	12/19/08	05/06/09	39,146.65	38,666.03	480.62	0.00
						38,666.03	480.62	0.00

2
0
0
9
Y
E
A
R
E
N
D
S
U
M
M
A
R
Y

CITI GLOBAL IMPACT FUNDING
Account Number 692-72494-14 643

2
0
0
9
Y
E
A
R
E
N
D
S
U
M
M
A
R
Y

Details of Short Term Gain (Loss) 2009 - continued

Reference number	Quantity	Security Description	Opening Trade Date	Closing Trade Date	Sale Proceeds	Original Cost Adjusted Cost	Original Gain/(Loss) Adjusted Gain/(Loss)	Ordinary Income Capital Gain/(Loss)
125015270	2,887	VANGUARD EUROPE PACIFIC ETF	12/19/08	05/19/09	\$ 81,420 25	\$ 78,501 28 \$ 78,501 28	\$ 2,918 97 \$ 2,918 97	\$ 0 00 \$ 0 00
125015280	1,525	VANGUARD EUROPE PACIFIC ETF Morgan Stanley Smith Barney LLC acted as your agent in this transaction	12/19/08	06/12/09	45,186 72	41,466 73 41,466 73	3,719 99 3,719 99	0 00 0 00
125015290	4,075	VANGUARD EUROPE PACIFIC ETF Morgan Stanley Smith Barney LLC acted as your agent in this transaction	12/22/08	09/23/09	142,302 68	111,614 25 111,614 25	30,688 43 30,688 43	0 00 0 00
125015300	3,698	VANGUARD EUROPE PACIFIC ETF Morgan Stanley Smith Barney LLC acted as your agent in this transaction	12/19/08	11/17/09	131,431 68	100,553 43 100,553 43	30,878 25 30,878 25	0 00 0 00
125015310	11,288	VANGUARD EUROPE PACIFIC ETF Morgan Stanley Smith Barney LLC acted as your agent in this transaction	12/19/08	12/17/09	387,100 72	306,935 39 306,935 39	80,165 33 80,165 33	0 00 0 00
125015320	4,072	VANGUARD EMERGING MARKETS ETF	12/19/08	05/06/09	123,508 72	102,480 02 102,480 02	21,028 70 21,028 70	0 00 0 00
125015330	6,007	VANGUARD EMERGING MARKETS ETF	12/19/08	05/19/09	189,335 77	151,178 17 151,178 17	38,157 60 38,157 60	0 00 0 00
125015340	2,598	VANGUARD EMERGING MARKETS ETF Morgan Stanley Smith Barney LLC acted as your agent in this transaction	12/19/08	06/12/09	85,762 97	65,383 87 65,383 87	20,379 10 20,379 10	0 00 0 00
125015350	4,524	VANGUARD EMERGING MARKETS ETF Morgan Stanley Smith Barney LLC acted as your agent in this transaction	12/19/08	09/23/09	175,590 92	113,855 51 113,855 51	61,735 41 61,735 41	0 00 0 00
125015360	5,243	VANGUARD EMERGING MARKETS ETF Morgan Stanley Smith Barney LLC acted as your agent in this transaction	12/19/08	10/20/09	213,699 18	131,950 58 131,950 58	81,748 60 81,748 60	0 00 0 00
125015370	3,311	VANGUARD EMERGING MARKETS ETF Morgan Stanley Smith Barney LLC acted as your agent in this transaction	12/19/08	11/17/09	137,144 38	83,327 94 83,327 94	53,816 44 53,816 44	0 00 0 00

Corrected Copy as of 03/31/10
Ref 00009495 00245505

CITI GLOBAL IMPACT FUNDING
Account Number 692-72494-14 643

Details of Short Term Gain (Loss) 2009 - continued

Reference number	Quantity	Security Description	Opening Trade Date	Closing Trade Date	Sale Proceeds	Original Cost Adjusted Cost	Original Gain/(Loss) Adjusted Gain/(Loss)	Ordinary Income Capital Gain/(Loss)
125015380	9,367	VANGUARD EMERGING MARKETS ETF MorganStanley SmithBarney LLC acted as your agent in this transaction	12/19/08	12/17/09	\$ 375,529.29	\$ 235,739.29 \$ 235,739.29	\$ 139,790.00 \$ 139,780.00	\$ 0.00 \$ 0.00
125015410	1,561	VARIAN MEDICAL SYSTEMS INC Morgan Stanley Smith Barney LLC acted as your agent in this transaction	10/29/08	07/20/09	51,625.32	67,848.10 67,848.10	(16,222.78) (16,222.78)	0.00 0.00
125015420	761 402	VARIAN MEDICAL SYSTEMS INC Morgan Stanley Smith Barney LLC acted as your agent in this transaction	10/29/08 04/01/09	07/21/09	25,788.10 13,622.62	33,076.49 12,127.54 12,127.54	(7,288.39) 1,495.08 1,495.08	0.00 0.00 0.00
125015430	515	VANGUARD GROWTH ETF	12/19/08	05/06/09	21,806.59	20,225.44 20,225.44	1,581.15 1,581.15	0.00 0.00
125015440	438	VANGUARD GROWTH ETF	12/19/08	05/19/09	18,579.52	17,201.44 17,201.44	1,378.08 1,378.08	0.00 0.00
125015450	636	VANGUARD GROWTH ETF Morgan Stanley Smith Barney LLC acted as your agent	12/19/08	06/12/09	28,144.05	24,977.44 24,977.44	3,166.61 3,166.61	0.00 0.00
125015460	1,947	VANGUARD GROWTH ETF MorganStanley SmithBarney LLC acted as your agent	12/19/08	09/23/09	96,977.57	76,463.94 76,463.94	20,513.63 20,513.63	0.00 0.00
125015470	3,108	VANGUARD GROWTH ETF MorganStanley SmithBarney LLC acted as your agent	12/19/08	11/17/09	162,245.86	122,059.55 122,059.55	40,186.31 40,186.31	0.00 0.00
125015480	13,799	VANGUARD GROWTH ETF MorganStanley SmithBarney LLC acted as your agent	12/19/08	12/17/09	718,016.64	541,923.99 541,923.99	176,092.65 176,092.65	0.00 0.00
125015490	1,698	VANGUARD VALUE ETF	12/19/08	05/06/09	68,485.36	69,489.80 69,489.80	(1,004.44) (1,004.44)	0.00 0.00
125015500	2,210	VANGUARD VALUE ETF	12/19/08	05/19/09	88,710.21	90,443.14 90,443.14	(1,732.93) (1,732.93)	0.00 0.00

2
0
0
9
Y
E
A
R
E
N
D
S
U
M
M
A
R
Y

CITI GLOBAL IMPACT FUNDING
Account Number 692-72494-14 643

Details of Short Term Gain (Loss) 2009 - *continued*

Reference number	Quantity	Security Description	Opening Trade Date	Closing Trade Date	Sale Proceeds	Original Cost Adjusted Cost	Original Gain/(Loss) Adjusted Gain/(Loss)	Ordinary Income Capital Gain/(Loss)
125015510	781	VANGUARD VALUE ETF Morgan Stanley Smith Barney LLC acted as your agent in this transaction	12/19/08	06/12/09	\$ 32,272.98	\$ 31,962.03 \$ 31,962.03	\$ 310.95 \$ 310.95	\$ 0.00 \$ 0.00
125015520	2,838	VANGUARD VALUE ETF Morgan Stanley Smith Barney LLC acted as your agent in this transaction	12/19/08	09/23/09	133,997.54	116,143.73 116,143.73	17,853.81 17,853.81	0.00 0.00
125015530	2,759	VANGUARD VALUE ETF Morgan Stanley Smith Barney LLC acted as your agent in this transaction	12/19/08	11/17/09	132,270.79	112,910.69 112,910.69	19,360.10 19,360.10	0.00 0.00
125015540	13,735	VANGUARD VALUE ETF Morgan Stanley Smith Barney LLC acted as your agent in this transaction	12/19/08	12/17/09	654,932.51	562,098.01 562,098.01	92,834.50 92,834.50	0.00 0.00
125015550	224	VESTAS WIND SYS A/S UTD KINGD-DKK UNSPONS ADR Morgan Stanley Smith Barney LLC acted as your agent	12/30/08	07/30/09	5,149.76	4,323.85 4,323.85	825.91 825.91	0.00 0.00
125015560	12	VESTAS WIND SYS A/S UTD KINGD-DKK UNSPONS ADR Morgan Stanley Smith Barney LLC acted as your agent	12/30/08	09/23/09	295.19	231.63 231.63	63.56 63.56	0.00 0.00
125015570	8	VESTAS WIND SYS A/S UTD KINGD-DKK UNSPONS ADR Morgan Stanley Smith Barney LLC acted as your agent	12/30/08	11/17/09	196.39	154.42 154.42	41.97 41.97	0.00 0.00
125015580	169	VESTAS WIND SYS A/S UTD KINGD-DKK UNSPONS ADR Morgan Stanley Smith Barney LLC acted as your agent	12/30/08	12/17/09	3,391.74	3,262.19 3,262.19	129.55 129.55	0.00 0.00
125015590	82	VINCI S A ADR Morgan Stanley Smith Barney LLC acted as your agent in this transaction	12/30/08	09/23/09	1,193.88	873.29 873.29	320.59 320.59	0.00 0.00

2
0
0
9
Y
E
A
R
E
N
D
S
U
M
M
A
R
Y

CITI GLOBAL IMPACT FUNDING
Account Number 692-72494-14 643

Details of Short Term Gain (Loss) 2009 - continued

Reference number	Quantity	Security Description	Opening Trade Date	Closing Trade Date	Sale Proceeds	Original Cost Adjusted Cost	Original Gain/(Loss) Adjusted Gain/(Loss)	Ordinary Income Capital Gain/(Loss)
125015600	60	VINCI S.A ADR MorganStanley SmithBarney LLC acted as your agent in this transaction	12/30/08	11/17/09	\$ 868 77	\$ 638 99 \$ 638.99	\$ 229 78 \$ 229 78	\$ 0 00 \$ 0 00
125015610	236	VINCI S.A ADR MorganStanley SmithBarney LLC acted as your agent in this transaction	12/30/08	12/17/09	3,313.35	2 513 38 2,513 38	799 97 799 97	0 00 0 00
125015620	43	VIVENDI SA SPONSORED ADR FRANCE	01/14/09	05/06/09	1,205 25	1,178 20 1,178 20	27 05 27 05	0 00 0 00
125015630	41	VIVENDI SA SPONSORED ADR FRANCE Morgan Stanley Smith Barney LLC acted as yo	01/14/09	06/12/09	1,010 62	1,123 40 1,123 40	(112 78) (112 78)	0 00 0 00
125015640	215	VIVENDI SA SPONSORED ADR FRANCE Morgan Stanley Smith Barney LLC acted as yo	01/14/09	07/30/09	5,428 75	5,891 00 5,891 00	(462 25) (462 25)	0 00 0 00
125015650	49	VIVENDI SA SPONSORED ADR FRANCE MorganStanley SmithBarney LLC acted as your agent	01/14/09	09/23/09	1,533 17	1,342 60 1,342 60	190 57 190 57	0 00 0 00
125015660	14	VIVENDI SA SPONSORED ADR FRANCE MorganStanley SmithBarney LLC acted as your agent	01/14/09	11/17/09	402 48	383 60 383 60	18 88 18.88	0 00 0 00
125015670	109	VIVENDI SA SPONSORED ADR FRANCE MorganStanley SmithBarney LLC acted as your agent	01/14/09	12/17/09	3,160 91	2,986 60 2,986 60	174 31 174 31	0 00 0 00
125015720	119	WABCO HOLDINGS INC MorganStanley SmithBarney LLC acted as your agent in this transaction	10/26/09	12/17/09	2,955 17	2,833.41 2,833 41	121 76 121 76	0 00 0 00
125015730	178	WMS INDUSTRIES INC Morgan Stanley Smith Barney LLC acted as yo ur agent in this transa	12/30/08	08/03/09	6,557 35	4,708 24 4,708 24	1,849 11 1,849 11	0 00 0 00

2
0
0
9
Y
E
A
R
E
N
D
S
U
M
M
A
R
Y

CITI GLOBAL IMPACT FUNDING
Account Number 692-72494-14 643

Details of Short Term Gain (Loss) 2009 - continued

Reference number	Quantity	Security Description	Opening Trade Date	Closing Trade Date	Sale Proceeds	Original Cost Adjusted Cost	Original Gain/(Loss) Adjusted Gain/(Loss)	Ordinary Income Capital Gain/(Loss)
125015740	20	WMS INDUSTRIES INC MorganStanley SmithBarney LLC acted as your agent in this transaction	12/30/08	09/23/09	\$ 867 97	\$ 529 02 \$ 529 02	\$ 338 95 \$ 338 95	\$ 0 00 \$ 0 00
125015750	17	WMS INDUSTRIES INC MorganStanley SmithBarney LLC acted as your agent in this transaction	12/30/08	11/17/09	753 76	449 66 449 66	304 10 304 10	0 00 0 00
125015760	25	WMS INDUSTRIES INC MorganStanley SmithBarney LLC acted as your agent in this transaction	12/30/08	12/17/09	978 97	661 27 661 27	317 70 317 70	0 00 0 00
125015770	33	WPP PLC ADR	12/30/08	05/06/09	1,232 94	948 05 948 05	284 89 284 89	0 00 0 00
125015780	49	WPP PLC ADR MorganStanley SmithBarney LLC acted as your agent in this transaction	12/30/08	09/23/09	2,210 06	1,407 71 1,407 71	802 35 802 35	0 00 0 00
125015790	55	WPP PLC ADR MorganStanley SmithBarney LLC acted as your agent in this transaction	12/30/08	11/17/09	2,702 63	1,580 08 1,580 08	1,122 55 1,122 55	0 00 0 00
125015800	246	WPP PLC ADR MorganStanley SmithBarney LLC acted as your agent in this transaction	12/30/08	12/17/09	12,047 42	7,067 26 7,067 26	4,980 16 4,980 18	0 00 0 00
125015810	19	WAL-MART DE MEXICO SA DE CV SPON ADR MorganStanley SmithBarney LLC acted as your agent	07/09/09	09/23/09	667 83	541 29 541 29	126 54 126 54	0 00 0 00
125015820	61	WAL-MART DE MEXICO SA DE CV SPON ADR MorganStanley SmithBarney LLC acted as your agent	12/30/08	11/17/09	2,471 04	1,654 92 1,654 92	816 12 816 12	0 00 0 00
125015830	193	WAL-MART DE MEXICO SA DE CV SPON ADR MorganStanley SmithBarney LLC acted as your agent	12/30/08	12/17/09	8,385 63	5,236 07 5,236 07	3,149 56 3,149 56	0 00 0 00

2
0
0
9
Y
E
A
R
E
N
D
S
U
M
M
A
R
Y

Corrected Copy as of 03/31/10
Ref 00009495 00245509

CITI GLOBAL IMPACT FUNDING
Account Number 692-72494-14 643

Details of Short Term Gain (Loss) 2009 - continued

Reference number	Quantity	Security Description	Opening Trade Date	Closing Trade Date	Sale Proceeds	Original Cost Adjusted Cost	Original Gain/(Loss) Adjusted Gain/(Loss)	Ordinary Income Capital Gain/(Loss)
125015840	85	WAL-MART STORES INC	05/27/08	03/02/09	\$ 4,085.33	\$ 4,784.15	(\$ 698.82)	\$ 0.00
						\$ 4,784.15	(\$ 698.82)	\$ 0.00
125015850	1,233	WAL-MART STORES INC	12/30/08	07/13/09	58,938.47	67,320.57	(8,382.10)	0.00
	163	Morgan Stanley Smith Barney LLC acted as your agent in this transaction	04/01/09		7,791.54	8,555.71	(764.17)	0.00
						8,555.71	(764.17)	0.00
125015860	156	WASTE CONNECTIONS INC	12/30/08	01/07/09	4,736.13	4,655.49	80.64	0.00
						4,655.49	80.64	0.00
125015870	780	WASTE CONNECTIONS INC	12/30/08	01/26/09	22,236.03	23,277.46	(1,041.43)	0.00
						23,277.46	(1,041.43)	0.00
125015880	254	WATSCO INC	04/09/09	06/22/09	11,702.82	10,235.69	1,467.13	0.00
		Morgan Stanley Smith Barney LLC acted as your agent in this transaction				10,235.69	1,467.13	0.00
125015890	264	WELLPOINT INC	05/27/09	12/17/09	15,478.18	12,238.72	3,239.46	0.00
		Morgan Stanley Smith Barney LLC acted as your agent in this transaction				12,238.72	3,239.46	0.00
125015900	37	WEST PHARMACEUTICAL SERVICES	12/30/08	05/06/09	1,229.10	1,367.78	(138.68)	0.00
						1,367.78	(138.68)	0.00
125015910	174	WEST PHARMACEUTICAL SERVICES	12/30/08	07/30/09	6,345.78	6,432.26	(86.48)	0.00
		Morgan Stanley Smith Barney LLC acted as your agent in this transaction				6,432.26	(86.48)	0.00
125015920	60	WEST PHARMACEUTICAL SERVICES	12/30/08	12/17/09	2,332.14	2,218.02	114.12	0.00
		Morgan Stanley Smith Barney LLC acted as your agent in this transaction				2,218.02	114.12	0.00
125015930	293	WESTERN DIGITAL CORP	12/30/08	09/23/09	10,900.45	3,231.76	7,668.69	0.00
		Morgan Stanley Smith Barney LLC acted as your agent in this transaction				3,231.76	7,668.69	0.00
125015940	723	WESTERN DIGITAL CORP	12/30/08	10/20/09	26,566.09	7,974.62	18,591.47	0.00
		Morgan Stanley Smith Barney LLC acted as your agent in this transaction				7,974.62	18,591.47	0.00

2
0
0
9

Y
E
A
R

E
N
D

S
U
M
M
A
R
Y

CITI GLOBAL IMPACT FUNDING
Account Number 692-72494-14 643

Details of Short Term Gain (Loss) 2009 - continued

Reference number	Quantity	Security Description	Opening Trade Date	Closing Trade Date	Sale Proceeds	Original Cost Adjusted Cost	Original Gain/(Loss) Adjusted Gain/(Loss)	Ordinary Income Capital Gain/(Loss)
125015950	87	WESTERN DIGITAL CORP MorganStanley SmithBarney LLC acted as your agent in this transaction	12/30/08	11/17/09	\$ 3,389.43	\$ 959.60 \$ 959.60	\$ 2,429.83 \$ 2,429.83	\$ 0.00 \$ 0.00
125015960	141	WESTERN DIGITAL CORP MorganStanley SmithBarney LLC acted as your agent in this transaction	12/30/08	12/17/09	5,926.63	1,555.22 1,565.22	4,371.41 4,371.41	0.00 0.00
	407	WESTERN DIGITAL CORP MorganStanley SmithBarney LLC acted as your agent in this transaction	04/09/09		17,107.35	8,980.58 8,980.58	8,126.77 8,126.77	0.00 0.00
125015970	129	WESTERN UNION COMPANY (THE) MorganStanley SmithBarney LLC acted as your agent in this transaction	10/14/09	12/17/09	2,453.77	2,551.83 2,551.83	(98.06) (98.06)	0.00 0.00
125015980	88	WIND RIVER SYSTEMS INC Morgan Stanley Smith Barney LLC acted as your agent in this transaction	12/30/08	06/12/09	1,009.56	753.23 753.23	256.33 256.33	0.00 0.00
125015990	1,534	WIND RIVER SYSTEMS INC Morgan Stanley Smith Barney LLC acted as your agent in this transaction	12/30/08	07/06/09	17,594.52	13,130.12 13,130.12	4,464.40 4,464.40	0.00 0.00
125016000	222	WINTRUST FINL CORP Morgan Stanley Smith Barney LLC acted as your agent in this transaction	12/30/08	07/30/09	5,468.53	4,326.67 4,326.67	1,141.86 1,141.86	0.00 0.00
125016010	255	WINTRUST FINL CORP MorganStanley SmithBarney LLC acted as your agent in this transaction	12/30/08	11/05/09	6,757.32	4,969.82 4,969.82	1,787.50 1,787.50	0.00 0.00
125016020	58	WOODWARD GOVERNOR CO DELAWARE	12/30/08	05/06/09	1,209.84	1,258.16 1,258.16	(48.32) (48.32)	0.00 0.00
125016030	93	WOODWARD GOVERNOR CO DELAWARE	12/30/08	05/19/09	1,874.83	2,017.39 2,017.39	(142.56) (142.56)	0.00 0.00
125016040	47	WOODWARD GOVERNOR CO DELAWARE Morgan Stanley Smith Barney LLC acted as your agent in this transaction	12/30/08	06/12/09	1,009.53	1,019.54 1,019.54	(10.01) (10.01)	0.00 0.00

2
0
0
9
Y
E
A
R
E
N
D
S
U
M
M
A
R
Y

CITI GLOBAL IMPACT FUNDING
Account Number 692-72494-14 643

Details of Short Term Gain (Loss) 2009 - continued

Reference number	Quantity	Security Description	Opening Trade Date	Closing Trade Date	Sale Proceeds	Original Cost Adjusted Cost	Original Gain/(Loss) Adjusted Gain/(Loss)	Ordinary Income Capital Gain/(Loss)
125016050	394	WOODWARD GOVERNOR CO DELAWARE Morgan Stanley Smith Barney LLC acted as your agent in this transaction	12/30/08	07/30/09	\$ 7,960 18	\$ 8,546 81 \$ 8,548 81	(\$ 586 63) (\$ 586 63)	\$ 0 00 \$ 0 00
125016060	2,436	XTO ENERGY INC	05/16/08	03/11/09	73,454 24	159,761 65 159,761 65	(86,307 41) (86,307 41)	0 00 0 00
	599		12/30/08		18,062 02	20,714 32 20,714 32	(2,652 30) (2,652 30)	0 00 0 00
125016070	1,056	XTO ENERGY INC	12/30/08	04/15/09	34,724 82	36,518 06 36,518 06	(1,793 24) (1,793 24)	0 00 0 00
	65		04/01/09		2,137 42	2,015 00 2,015 00	122 42 122 42	0 00 0 00
125016090	270	YUM BRANDS INC Morgan Stanley Smith Barney LLC acted as your agent in this transaction	04/01/09	07/27/09	9,160 41	7,565 13 7,565 13	1,595 28 1,595 28	0 00 0 00
125016100	445	ZEBRA TECHNOLOGIES INC CL A Morgan Stanley Smith Barney LLC acted as your agent in this transaction	12/30/08	12/17/09	12,170 47	8,676 88 8,676 88	3,493 59 3,493 59	0 00 0 00
125016110	390	ZIONS BANCORP	12/30/08	03/23/09	4,217 59	8 867 16 8,867 16	(4,649 57) (4,649 57)	0 00 0 00
125016120	387	ZIONS BANCORP	12/30/08	05/06/09	6,273 80	8,798 95 8,798 95	(2,525 15) (2,525 15)	0 00 0 00
125016130	2,781	ZIONS BANCORP	12/30/08	05/07/09	49,199 35	63,229 65 63,229 65	(14,030 30) (14,030 30)	0 00 0 00
Total					\$ 17,788,630 40	\$ 15,528,441 24 \$ 15,529,323 58	\$ 2,260 189 16 \$ 2,259,306 82	\$ 0 00 \$ 1,690 15

2
0
0
9
Y
E
A
R
E
N
D
S
U
M
M
A
R
Y

CITI GLOBAL IMPACT FUNDING
Account Number 692-72494-14 643

2
0
0
9
Y
E
A
R
E
N
D
S
U
M
M
A
R
Y

Details of Long Term Gain (Loss) 2009

This section shows your sales of securities during the year. The "Sale Proceeds" column excludes any accrued income you may have received. In addition, although cash in lieu less than \$20 is not included on Form 1099-B (if applicable), it is included in this section. Please note, this material is being prepared for informational purposes only and should not be used for tax preparation without the assistance of your tax advisor. For additional information regarding this section see enclosed brochure.

Reference number	Quantity	Security Description	Opening Trade Date	Closing Trade Date	Sale Proceeds	Original Cost Adjusted Cost	Original Gain/(Loss) Adjusted Gain/(Loss)	Ordinary Income Capital Gain/(Loss)
125000040	123	ACCENTURE LTD Morgan Stanley SmithBarney LLC acted as your agent in this transaction	10/11/07	07/20/09	\$ 4,218.85	\$ 5,089.76	(\$ 870.91)	\$ 0.00
	204	ACCENTURE LTD Morgan Stanley SmithBarney LLC acted as your agent in this transaction	12/18/07		6,997.12	7,229.27	(232.15)	0.00
					7,229.27	(232.15)	0.00	
125000050	61	ACCENTURE PLC Morgan Stanley SmithBarney LLC acted as your agent in this transaction	12/18/07	11/17/09	2,468.60	2,161.69	306.91	0.00
						2,161.69	306.91	0.00
125000060	374	ACCENTURE PLC Morgan Stanley SmithBarney LLC acted as your agent in this transaction	12/18/07	12/17/09	15,506.39	13,253.66	2,252.73	0.00
						13,253.66	2,252.73	0.00
125000530	7	TRANSOCEAN LTD SWITZERLAND NEW Morgan Stanley SmithBarney LLC acted as your agent	09/19/08	09/23/09	596.17	869.48	(273.31)	0.00
						869.48	(273.31)	0.00
125000540	139	TRANSOCEAN LTD SWITZERLAND NEW Morgan Stanley SmithBarney LLC acted as your agent	09/19/08	10/12/09	12,582.99	17,265.38	(4,682.39)	0.00
						17,265.38	(4,682.39)	0.00
125000720	158.36	FLEXTRONICS INTL LTD USD	05/10/07	05/28/09	559.19	1,597.37	(1,038.18)	0.00
						1,597.37	(1,038.18)	0.00
	315.2747		06/12/07		1,113.27	3,472.59	(2,359.32)	0.00
						3,472.59	(2,359.32)	0.00
	664.7091		06/18/07		2,347.16	7,340.70	(4,993.54)	0.00
						7,340.70	(4,993.54)	0.00
534.6562		06/20/07		1,887.93	5,904.46	(4,016.53)	0.00	
					5,904.46	(4,016.53)	0.00	
881		03/26/08		3,110.91	8,667.89	(5,556.98)	0.00	
					8,667.89	(5,556.98)	0.00	
1,430		05/01/08		5,049.47	15,327.60	(10,278.13)	0.00	
					15,327.60	(10,278.13)	0.00	

CITI GLOBAL IMPACT FUNDING
Account Number 692-72494-14 643

Details of Long Term Gain (Loss) 2009 - continued

Reference number	Quantity	Security Description	Opening Trade Date	Closing Trade Date	Sale Proceeds	Original Cost Adjusted Cost	Original Gain/(Loss) Adjusted Gain/(Loss)	Ordinary Income Capital Gain/(Loss)
125000780	61	ABBOTT LABORATORIES MorganStanley SmithBarney LLC acted as your agent in this transaction	04/28/08	12/17/09	\$ 3,263.59	\$ 3,164.59 \$ 3,164.59	\$ 99.00 \$ 99.00	\$ 0.00 \$ 0.00
125000840	230	ACTIVISION BLIZZARD INC MorganStanley SmithBarney LLC acted as your agent in this transaction	07/11/08	09/23/09	2,887.09	3,714.17 3,714.17	(827.08) (827.08)	0.00 0.00
125000850	338	ACTIVISION BLIZZARD INC MorganStanley SmithBarney LLC acted as your agent in this transaction	07/11/08	10/20/09	4,211.40	5,458.21 5,458.21	(1,246.81) (1,246.81)	0.00 0.00
125000860	1,277 5,320	ACTIVISION BLIZZARD INC MorganStanley SmithBarney LLC acted as your agent in this transaction	07/11/08 07/14/08	10/30/09	13,864.80 57,760.94	20,621.69 20,621.69 88,001.84 88,001.84	(6,756.89) (6,756.89) (30,240.90) (30,240.90)	0.00 0.00 0.00 0.00
125001260	2,188	AFFILIATED COMPUTER SVCS CL A Morgan Stanley Smith Barney LLC acted as your agent in this transaction	06/13/08	08/24/09	99,678.33	121,497.89 121,497.89	(21,819.56) (21,819.56)	0.00 0.00
125001460	56	ALLIANZ SE ADR MorganStanley SmithBarney LLC acted as your agent in this transaction	10/06/08	11/17/09	703.90	679.00 679.00	24.90 24.90	0.00 0.00
125001470	425 404	ALLIANZ SE ADR MorganStanley SmithBarney LLC acted as your agent in this transaction	10/06/08 10/16/08	12/17/09	5,176.37 4,920.59	5,153.13 5,153.13 4,047.48 4,047.48	23.24 23.24 873.11 873.11	0.00 0.00 0.00 0.00
125001570	16 17	AMERICA MOVIL S A B DE CV SER L SPONS ADR	12/20/06 12/22/06	05/06/09	591.98 628.98	696.01 696.01 726.92 726.92	(104.03) (104.03) (97.94) (97.94)	0.00 0.00 0.00 0.00
125001580	49	AMERICA MOVIL S A B DE CV SER L SPONS ADR	12/22/06	05/19/09	1,884.96	2,095.24 2,095.24	(210.26) (210.26)	0.00 0.00
125001590	27	AMERICA MOVIL S A B DE CV SER L SPONS ADR Morgan Stanley Smith Barney LLC acted as your agent in this transaction	12/22/06	06/12/09	1,038.73	1,154.52 1,154.52	(115.79) (115.79)	0.00 0.00

2
0
0
9
Y
E
A
R
E
N
D
S
U
M
M
A
R
Y

CITI GLOBAL IMPACT FUNDING
Account Number 692-72494-14 643

Details of Long Term Gain (Loss) 2009 *Continued*

Reference number	Quantity	Security Description	Opening Trade Date	Closing Trade Date	Sale Proceeds	Original Cost Adjusted Cost	Original Gain/(Loss) Adjusted Gain/(Loss)	Ordinary Income Capital Gain/(Loss)
125001600	76	AMERICA MOVIL S A B DE CV SER L SPONS ADR MorganStanley SmithBarney LLC acted as your agent	01/11/07	09/23/09	\$ 3,282.08	\$ 3,363.75 \$ 3,363.75	(\$ 81.67) (\$ 81.67)	\$ 0.00 \$ 0.00
125001610	66	AMERICA MOVIL S A B DE CV SER L SPONS ADR MorganStanley SmithBarney LLC acted as your agent	12/22/06	11/17/09	3,209.49	2,822.16 2,822.16	387.33 387.33	0.00 0.00
125001620	185	AMERICA MOVIL S A B DE CV SER L SPONS ADR MorganStanley SmithBarney LLC acted as your agent	12/22/06	12/17/09	8,658.05	7,910.60 7,910.60	747.45 747.45	0.00 0.00
125001830	8	ANNALY CAPITAL MANAGEMENT INC MorganStanley SmithBarney LLC acted as your agent in this transaction	07/16/08	11/17/09	143.03	114.09 114.09	28.94 28.94	0.00 0.00
125001840	145	ANNALY CAPITAL MANAGEMENT INC MorganStanley SmithBarney LLC acted as your agent in this transaction	07/16/08	12/17/09	2,698.74	2,067.86 2,067.86	630.88 630.88	0.00 0.00
125001850	699	ANNALY CAPITAL MANAGEMENT INC MorganStanley SmithBarney LLC acted as your agent in this transaction	07/16/08	12/28/09	12,384.49	9,968.51 9,968.51	2,415.98 2,415.98	0.00 0.00
125001960	24	APACHE CORP Morgan Stanley Sml th Barney LLC acted as yo ur agent in this transa	05/21/08	06/12/09	2,016.28	3,533.20 3,533.20	(1,516.92) (1,516.92)	0.00 0.00
125001970	32	APACHE CORP MorganStanley SmithBarney LLC acted as your agent in this transaction	05/21/08	09/23/09	2,938.27	4,710.93 4,710.93	(1,772.66) (1,772.66)	0.00 0.00
125001980	54	APACHE CORP MorganStanley SmithBarney LLC acted as your agent in this transaction	05/21/08	11/17/09	5,402.02	7,949.70 7,949.70	(2,547.68) (2,547.68)	0.00 0.00

2
0
0
9
Y
E
A
R
E
N
D
S
U
M
M
A
R
Y

CITI GLOBAL IMPACT FUNDING
Account Number 692-72494-14 643

Details of Long Term Gain (Loss) 2009 - continued

Reference number	Quantity	Security Description	Opening Trade Date	Closing Trade Date	Sale Proceeds	Original Cost Adjusted Cost	Original Gain/(Loss) Adjusted Gain/(Loss)	Ordinary Income Capital Gain/(Loss)
125001990	182	APACHE CORP MorganStanley SmithBarney LLC acted as your agent in this transaction	05/21/08	12/17/09	\$ 18,201 55	\$ 26,793 44 \$ 26,793 44	(\$ 8,591 89) (\$ 8,591.89)	\$ 0 00 \$ 0 00
125002010	30	APOLLO GROUP INC CL A MorganStanley SmithBarney LLC acted as your agent in this transaction	07/11/08	09/23/09	2,123 64	1,636 51 1,636 51	487 13 487 13	0 00 0 00
125002020	65	APPLE INC	12/20/06	05/06/09	8,599 14	5,550 32 5,550 32	3,048 82 3,048 82	0 00 0 00
125002030	44	APPLE INC	12/20/06	05/19/09	5,663 18	3,757 14 3,757 14	1,906 04 1,906 04	0 00 0 00
125002040	44	APPLE INC Morgan Stanley Smith Barney LLC acted as your agent in this transaction	12/20/06	06/12/09	6,024 41	3,757 14 3,757 14	2,267 27 2,267 27	0 00 0 00
125002050	146	APPLE INC Morgan Stanley Smith Barney LLC acted as your agent in this transaction	12/20/06	07/13/09	20,650 55	12,466 89 12,466 89	8,183 66 8,183 66	0 00 0 00
	193	APPLE INC Morgan Stanley Smith Barney LLC acted as your agent in this transaction	12/22/06		27,298 34	15,829 11 15,829 11	11,469 23 11,469 23	0 00 0 00
125002060	70	APPLE INC Morgan Stanley Smith Barney LLC acted as your agent in this transaction	12/22/06	08/25/09	11,858 67	5,741 13 5,741 13	6,117 54 6,117 54	0 00 0 00
125002070	29	APPLE INC MorganStanley SmithBarney LLC acted as your agent in this transaction	12/22/06	09/23/09	5,433 88	2,378 47 2,378 47	3,055 41 3,055 41	0 00 0 00
125002080	74	APPLE INC MorganStanley SmithBarney LLC acted as your agent in this transaction	12/22/06	11/17/09	15 228 13	6,069 19 6,069 19	9,158 94 9,158 94	0 00 0 00
125002090	179	APPLE INC MorganStanley SmithBarney LLC acted as your agent in this transaction	12/22/06	12/17/09	34 461 98	14,680 88 14,680 88	19,781 10 19,781 10	0 00 0 00

2
0
0
9

Y
E
A
R

E
N
D

S
U
M
M
A
R
Y

CITI GLOBAL IMPACT FUNDING
Account Number 692-72494-14 643

Details of Long Term Gain (Loss) 2009 continued

Reference number	Quantity	Security Description	Opening Trade Date	Closing Trade Date	Sale Proceeds	Original Cost Adjusted Cost	Original Gain/(Loss) Adjusted Gain/(Loss)	Ordinary Income Capital Gain/(Loss)
125002200	66	AUTOZONE INC MorganStanley SmithBarney LLC acted as your agent in this transaction	10/29/08	12/17/09	\$ 10,441.59	\$ 7,877.43 \$ 7,877.43	\$ 2,564.16 \$ 2,564.16	\$ 0.00 \$ 0.00
125002280	24	AXA S A SPONS ADR MorganStanley SmithBarney LLC acted as your agent in this transaction	01/11/06	09/23/09	625.76	793.44 793.44	(167.68) (167.68)	0.00 0.00
	90		03/12/08		2,346.60	3,025.94 3,025.94	(679.34) (679.34)	0.00 0.00
125002300	81	AXA S A SPONS ADR MorganStanley SmithBarney LLC acted as your agent in this transaction	03/12/08	11/17/09	2,072.73	2,723.34 2,723.34	(650.61) (650.61)	0.00 0.00
125002310	151	AXA S A SPONS ADR MorganStanley SmithBarney LLC acted as your agent in this transaction	03/12/08	12/17/09	3,510.95	5,076.85 5,076.85	(1,565.90) (1,565.90)	0.00 0.00
125002410	20	BP PLC SPONS ADR Morgan Stanley Smith Barney LLC acted as your agent in this transaction	12/18/06	06/12/09	1,022.01	1,341.92 1,341.92	(319.91) (319.91)	0.00 0.00
125002420	110	BP PLC SPONS ADR Morgan Stanley Smith Barney LLC acted as your agent in this transaction	12/18/07	07/30/09	5,525.58	8,135.44 8,135.44	(2,609.86) (2,609.86)	0.00 0.00
	64		12/28/07		3,214.88	4,721.28 4,721.28	(1,506.40) (1,506.40)	0.00 0.00
125002430	8	BP PLC SPONS ADR MorganStanley SmithBarney LLC acted as your agent in this transaction	12/18/06	09/23/09	437.76	536.77 536.77	(99.01) (99.01)	0.00 0.00
125002440	12	BP PLC SPONS ADR MorganStanley SmithBarney LLC acted as your agent in this transaction	12/18/06	12/17/09	672.12	805.15 805.15	(133.03) (133.03)	0.00 0.00
125002620	613	BANK OF AMERICA CORP FROM 590188108000	Unavailable	01/02/09	8.56			
125002700	235	BAXTER INTL INC	02/08/08	03/02/09	12,062.76	14,206.05 14,206.05	(2,143.29) (2,143.29)	0.00 0.00

2
0
0
9
Y
E
A
R
E
N
D
S
U
M
M
A
R
Y

CITI GLOBAL IMPACT FUNDING
Account Number 692-72494-14 643

Details of Long Term Gain (Loss) 2009 *continued*

Reference number	Quantity	Security Description	Opening Trade Date	Closing Trade Date	Sale Proceeds	Original Cost Adjusted Cost	Original Gain/(Loss) Adjusted Gain/(Loss)	Ordinary Income Capital Gain/(Loss)
125002710	2,017	BAXTER INTL INC Morgan Stanley Smith Barney LLC acted as your agent in this transaction	02/08/08	07/29/09	\$ 112,146.75	\$ 121,930.27 \$ 121,930.27	(\$ 9,783.52) (\$ 9,783.52)	\$ 0.00 \$ 0.00
125002780	46	BECTON DICKINSON & CO Morgan Stanley Smith Barney LLC acted as your agent in this transaction	01/31/07	11/06/09	3,229.19	3,532.34 3,532.34	(303.15) (303.15)	0.00 0.00
	27		03/23/07		1,895.39	2,035.26 2,035.28	(139.87) (139.87)	0.00 0.00
	105		03/29/07		7,370.98	7,955.85 7,955.85	(584.87) (584.87)	0.00 0.00
	34		04/16/07		2,386.79	2,678.52 2,678.52	(291.73) (291.73)	0.00 0.00
	467		05/10/07		32,783.30	36,561.43 36,561.43	(3,778.13) (3,778.13)	0.00 0.00
	90		06/12/07		6,317.98	6,752.70 6,752.70	(434.72) (434.72)	0.00 0.00
	102		06/18/07		7,160.38	7,696.92 7,696.92	(536.54) (536.54)	0.00 0.00
	68		07/02/07		4,773.59	5,095.92 5,095.92	(322.33) (322.33)	0.00 0.00
	511		12/18/07		35,872.10	41,764.03 41,764.03	(5,891.93) (5,891.93)	0.00 0.00
125002880	73	BEST BUY INC	01/31/07	05/06/09	2,882.84	3,639.78 3,639.78	(756.94) (756.94)	0.00 0.00
	36		03/23/07		1,421.67	1,800.36 1,800.36	(378.69) (378.69)	0.00 0.00
	72		03/29/07		2,843.35	3,525.84 3,525.84	(682.49) (682.49)	0.00 0.00
125002890	95	BEST BUY INC	03/29/07	05/19/09	3,574.00	4,652.15 4,652.16	(1,078.15) (1,078.15)	0.00 0.00
	55		04/16/07		2,069.15	2,638.35 2,638.35	(569.20) (569.20)	0.00 0.00
125002900	17	BEST BUY INC Morgan Stanley Smith Barney LLC acted as your agent in this transaction	04/16/07	06/12/09	653.84	815.49 815.49	(161.65) (161.65)	0.00 0.00
	11		05/10/07		423.08	514.12 514.12	(91.04) (91.04)	0.00 0.00

2009 YEAR END SUMMARY

Reserved
Client Statement
2009 Year End Summary

CITI GLOBAL IMPACT FUNDING
Account Number 692-72494-14 643

Details of Long Term Gain (Loss) 2009 - continued

Reference number	Quantity	Security Description	Opening Trade Date	Closing Trade Date	Sale Proceeds	Original Cost Adjusted Cost	Original Gain/(Loss) Adjusted Gain/(Loss)	Ordinary Income Capital Gain/(Loss)
125002910	777	BEST BUY INC	05/10/07	08/24/09	\$ 28,002 67	\$ 36,315 50	(\$ 8,312 83)	\$ 0 00
	74	Morgan Stanley Smith Barney LLC acted as your agent in this transaction	06/12/07		2,666 92	\$ 36,315 50 3,534 24	(\$ 8,312 83) (867 32)	\$ 0 00
	160		06/18/07		5,766 32	3,534 24 7,677 97	(867 32) (1,911 65)	0 00
	133		07/02/07		4,793 25	7,677 97 6,249 01	(1,911 65) (1,455 76)	0 00
	1,235		12/18/07		44,508 75	6,249 01 62,021 70	(1,455 76) (17,512 95)	0 00
	161		12/28/07		5,802 36	62,021 70 8,460 55	(17,512 95) (2,658 19)	0 00
	100		12/31/07		3,603 95	8,460 55 5,270 00	(2,658 19) (1,666 05)	0 00
	354		01/03/08		12,757 97	5,270 00 17,597 34	(1,666 05) (4,839 37)	0 00
125002970	579	H & R BLOCK INC MorganStanley SmithBarney LLC acted as your agent in this transaction	12/08/08	12/17/09	11,714 02	11,823 76 11,823 76	(109 74) (109 74)	0 00
125002980	41	BOEING CO	01/31/07	02/11/09	1,650 62	3,678 11	(2,027 49)	0 00
	19		03/23/07		764 92	3,678 11 1,724 44	(2,027 49) (959 52)	0 00
	90		03/29/07		3,623 32	1,724 44 8,053 20	(959 52) (4,429 88)	0 00
	35		04/16/07		1,409 07	8,053 20 3,154 90	(4,429 88) (1,745 83)	0 00
	386		05/10/07		15,540 00	3,154 90 35,928 88	(1,745 83) (20,388 88)	0 00
	23		06/12/07		925 96	35,928 88 2,239 05	(20,388 88) (1,313 09)	0 00
	79		06/18/07		3,180 47	2,239 05 7,699 34	(1,313 09) (4,518 87)	0 00
	57		07/02/07		2,294 77	7,699 34 5,506 20	(4,518 87) (3,211 43)	0 00
	856		12/18/07		34,461 77	5,506 20 74,099 90	(3,211 43) (39,638 13)	0 00
	144		12/28/07		5,797 31	74,099 90 12,668 40	(39,638 13) (6,871 09)	0 00
						12,668 40 12,668 40	(6,871 09) (6,871 09)	0 00

2009 YEAR END SUMMARY

CITI GLOBAL IMPACT FUNDING
Account Number 692-72494-14 643

Details of Long Term Gain (Loss) 2009 - continued

Reference number	Quantity	Security Description	Opening Trade Date	Closing Trade Date	Sale Proceeds	Original Cost Adjusted Cost	Original Gain/(Loss) Adjusted Gain/(Loss)	Ordinary Income Capital Gain/(Loss)
	70		12/31/07		\$ 2,818.14	\$ 6,142.50	(\$ 3,324.36)	\$ 0.00
	117		01/03/08		4,710.31	10,205.33	(5,495.02)	0.00
						10,205.33	(5,495.02)	0.00
125003020	95	BOEING CO MorganStanley SmithBarney LLC acted as your agent in this transaction	08/08/08	09/23/09	5,020.72	6,482.90	(1,462.18)	0.00
						6,482.90	(1,462.18)	0.00
125003030	68	BOEING CO MorganStanley SmithBarney LLC acted as your agent in this transaction	08/08/08	11/17/09	3,560.45	4,640.39	(1,079.94)	0.00
						4,640.39	(1,079.94)	0.00
125003040	15	BOEING CO MorganStanley SmithBarney LLC acted as your agent in this transaction	08/08/08	12/17/09	820.53	1,023.62	(203.09)	0.00
	409		08/12/08		22,373.11	27,011.10	(4,637.99)	0.00
						27,011.10	(4,637.99)	0.00
125003080	63	BRITISH SKY BROADCASTING GROUP PLC SPONSORED ADR-USD-	05/08/06	05/19/09	1,857.82	2,490.11	(632.29)	0.00
						2,480.11	(632.29)	0.00
125003090	75	BRITISH SKY BROADCASTING GROUP PLC SPONSORED ADR-USD- MorganStanley SmithBarney LLC acted as your agent	05/08/06	09/23/09	2,721.71	2,964.42	(242.71)	0.00
						2,964.42	(242.71)	0.00
125003100	22	BRITISH SKY BROADCASTING GROUP PLC SPONSORED ADR-USD-	05/08/06	11/17/09	803.86	869.56	(65.70)	0.00
	39	MorganStanley SmithBarney LLC acted as your agent	05/24/06		1,425.02	1,532.28	(107.26)	0.00
						1,532.28	(107.26)	0.00
125003110	56	BRITISH SKY BROADCASTING GROUP PLC SPONSORED ADR-USD- MorganStanley SmithBarney LLC acted as your agent	05/24/06	12/17/09	2,033.02	2,200.20	(167.18)	0.00
						2,200.20	(167.18)	0.00
125003120	154	BROADCOM CORP CL A Morgan Stanley SmithBarney LLC acted as your agent in this transaction	12/31/07	07/30/09	4,373.91	4,028.73	345.18	0.00
						4,028.73	345.18	0.00

2
0
0
9
Y
E
A
R
E
N
D
S
U
M
M
A
R
Y

Corrected Copy as of 03/31/10
Ref 00009495 00245520

CITI GLOBAL IMPACT FUNDING
Account Number 692-72494-14 643

Details of Long Term Gain (Loss) 2009 continued

Reference number	Quantity	Security Description	Opening Trade Date	Closing Trade Date	Sale Proceeds	Original Cost Adjusted Cost	Original Gain/(Loss) Adjusted Gain/(Loss)	Ordinary Income Capital Gain/(Loss)
125003140	15	BROADCOM CORP CL A MorganStanley SmithBarney LLC acted as your agent in this transaction	12/31/07	10/20/09	\$ 463.20	\$ 392.41 \$ 392.41	\$ 70.79 \$ 70.79	\$ 0.00 \$ 0.00
125003150	19	BROADCOM CORP CL A MorganStanley SmithBarney LLC acted as your agent in this transaction	12/31/07	11/17/09	572.07	497.05 497.05	75.02 75.02	0.00 0.00
125003160	154	BROADCOM CORP CL A MorganStanley SmithBarney LLC acted as your agent in this transaction	12/31/07	12/17/09	4,814.66	4,028.73 4,028.73	785.93 785.93	0.00 0.00
125003270	54	CADBURY PLC ADR	Unavailable	05/19/09	1,860.79			
125003280	23	CADBURY PLC ADR MorganStanley SmithBarney LLC acted as your agent in this transaction	Unavailable	09/23/09	1,169.98			
125003290	671	CADBURY PLC ADR MorganStanley SmithBarney LLC acted as your agent in this transaction	Unavailable	10/05/09	33,986.41			
125003340	792	CAMERON INTERNATIONAL CORP	05/10/07	02/24/09	14,975.13	26,626.05 26,628.05	(11,650.92) (11,650.92)	0.00 0.00
	64		06/12/07		1,210.11	2,253.76 2,253.76	(1,043.65) (1,043.65)	0.00 0.00
	160		06/18/07		3,025.28	5,853.60 5,853.60	(2,828.32) (2,828.32)	0.00 0.00
	140		07/02/07		2,647.12	5,090.40 5,090.40	(2,443.28) (2,443.28)	0.00 0.00
	1,538		12/18/07		29,080.49	70,303.75 70,303.75	(41,223.26) (41,223.26)	0.00 0.00
	86		12/28/07		1,626.09	4,234.64 4,234.64	(2,608.55) (2,608.55)	0.00 0.00
	70		01/03/08		1,323.56	3,679.20 3,679.20	(2,355.64) (2,355.64)	0.00 0.00
125003400	57	CATALYST HEALTH SOLUTIONS INC	02/02/07	05/06/09	1,196.39	1,467.75 1,467.75	(271.36) (271.36)	0.00 0.00

2
0
0
9
Y
E
A
R
E
N
D
S
U
M
M
A
R
Y

CITI GLOBAL IMPACT FUNDING
Account Number 692-72494-14 643

Details of Long Term Gain (Loss) 2009 - continued

Reference number	Quantity	Security Description	Opening Trade Date	Closing Trade Date	Sale Proceeds	Original Cost Adjusted Cost	Original Gain/(Loss) Adjusted Gain/(Loss)	Ordinary Income Capital Gain/(Loss)
125003410	44	CATALYST HEALTH SOLUTIONS INC Morgan Stanley Smith Barney LLC acted as your agent in this transaction	02/02/07	06/12/09	\$ 1,000.53	\$ 1,133.00 \$ 1,133.00	(\$ 132.47) (\$ 132.47)	\$ 0.00 \$ 0.00
125003420	11	CATALYST HEALTH SOLUTIONS INC Morgan Stanley Smith Barney LLC acted as your agent in this transaction	02/02/07	09/23/09	337.69	283.25 283.25	54.44 54.44	0.00 0.00
125003430	1	CATALYST HEALTH SOLUTIONS INC Morgan Stanley Smith Barney LLC acted as your agent in this transaction	02/02/07	10/20/09	30.59	25.75 25.75	4.84 4.84	0.00 0.00
125003440	60	CATALYST HEALTH SOLUTIONS INC Morgan Stanley Smith Barney LLC acted as your agent in this transaction	02/02/07	11/17/09	2,099.94	1,545.00 1,545.00	554.94 554.94	0.00 0.00
125003450	37	CATALYST HEALTH SOLUTIONS INC Morgan Stanley Smith Barney LLC acted as your agent in this transaction	02/02/07	12/17/09	1,292.37	952.75 952.75	339.62 339.62	0.00 0.00
125003510	263	CENOVUS ENERGY INC Morgan Stanley Smith Barney LLC acted as your agent in this transaction	09/08/08	12/17/09	6,419.69	8,692.70 8,692.70	(2,273.01) (2,273.01)	0.00 0.00
125003570	105	CHEUNG KONG HOLDING-ADR	05/04/07	05/06/09	1,212.71	1,455.55 1,456.55	(242.84) (242.84)	0.00 0.00
125003580	155	CHEUNG KONG HOLDING-ADR Morgan Stanley Smith Barney LLC acted as your agent in this transaction	05/04/07	09/23/09	1,999.44	2,148.67 2,148.67	(149.23) (149.23)	0.00 0.00
125003590	109	CHEUNG KONG HOLDING-ADR Morgan Stanley Smith Barney LLC acted as your agent in this transaction	05/04/07	11/17/09	1,379.90	1,511.00 1,511.00	(131.10) (131.10)	0.00 0.00
125003600	292	CHEUNG KONG HOLDING-ADR Morgan Stanley Smith Barney LLC acted as your agent in this transaction	05/04/07	12/17/09	3,629.46	4,047.83 4,047.83	(418.37) (418.37)	0.00 0.00
	127	acted as your agent in this transaction	07/13/07		1,578.57	1,797.84 1,797.84	(219.27) (219.27)	0.00 0.00

2
0
0
9
Y
E
A
R
E
N
D
S
U
M
M
A
R
Y

Corrected Copy as of 03/31/10
Ref 00009495 00245522

CITI GLOBAL IMPACT FUNDING
Account Number 692-72494-14 643

Details of Long Term Gain (Loss) 2009 - continued

Reference number	Quantity	Security Description	Opening Trade Date	Closing Trade Date	Sale Proceeds	Original Cost Adjusted Cost	Original Gain/(Loss) Adjusted Gain/(Loss)	Ordinary Income Capital Gain/(Loss)
125003800	104	COACH INC MorganStanley SmithBarney LLC acted as your agent in this transaction	06/03/08	09/23/09	\$ 3,410.24	\$ 3,710.69 \$ 3,710.69	(\$ 300.45) (\$ 300.45)	\$ 0.00 \$ 0.00
125003810	128	COACH INC MorganStanley SmithBarney LLC acted as your agent in this transaction	06/03/08	11/17/09	4,414.79	4,567.00 4,567.00	(152.21) (152.21)	0.00 0.00
125003820	610	COACH INC MorganStanley SmithBarney LLC acted as your agent in this transaction	06/03/08	12/17/09	22,266.80	21,764.62 21,764.62	502.18 502.18	0.00 0.00
125003880	15	COLGATE PALMOLIVE CO Morgan Stanley Smith Barney LLC acted as your agent in this transaction	05/10/07	06/12/09	1,070.41	1,012.80 1,012.80	57.61 57.61	0.00 0.00
125003890	36	COLGATE PALMOLIVE CO MorganStanley SmithBarney LLC acted as your agent in this transaction	05/10/07	09/23/09	2,773.14	2,430.72 2,430.72	342.42 342.42	0.00 0.00
125003900	60	COLGATE PALMOLIVE CO MorganStanley SmithBarney LLC acted as your agent in this transaction	05/10/07	11/17/09	4,963.07	4,051.20 4,051.20	911.87 911.87	0.00 0.00
125003910	212	COLGATE PALMOLIVE CO MorganStanley SmithBarney LLC acted as your agent in this transaction	05/10/07	12/17/09	17,595.94	14,314.24 14,314.24	3,281.70 3,281.70	0.00 0.00
125004070	107	CONOCOPHILLIPS	11/08/06	03/23/09	4,252.15	6,693.92 6,693.92	(2,441.77) (2,441.77)	0.00 0.00
125004080	41	CONOCOPHILLIPS	11/08/06	05/19/09	1,897.02	2,564.96 2,564.96	(667.94) (667.94)	0.00 0.00
125004090	202	CONOCOPHILLIPS	11/08/06	05/26/09	8,996.34	12,637.12 12,637.12	(3,640.78) (3,640.78)	0.00 0.00
	39		11/14/06		1,736.92	2,481.41 2,481.41	(744.49) (744.49)	0.00 0.00

2
0
0
9
Y
E
A
R
E
N
D
S
U
M
M
A
R
Y

CITI GLOBAL IMPACT FUNDING
Account Number 692-72494-14 643

Details of Long Term Gain (Loss) 2009 - continued

Reference number	Quantity	Security Description	Opening Trade Date	Closing Trade Date	Sale Proceeds	Original Cost Adjusted Cost	Original Gain/(Loss) Adjusted Gain/(Loss)	Ordinary Income Capital Gain/(Loss)
125004100	112	CONOCOPHILLIPS MorganStanley SmithBarney LLC acted as your agent in this transaction	11/14/06	11/17/09	\$ 5,992.29	\$ 7,126.11 \$ 7,126.11	(\$ 1,133.82) (\$ 1,133.82)	\$ 0.00 \$ 0.00
125004110	149	CONOCOPHILLIPS MorganStanley SmithBarney LLC acted as your agent in this transaction	11/14/06	12/17/09	7,488.77	9,480.28 9,480.28	(1,991.51) (1,991.51)	0.00 0.00
	142		12/20/06		7,136.95	10,331.92 10,331.92	(3,194.97) (3,194.97)	0.00 0.00
125004390	38	DBS GROUP HLDG LTD SP ADR	12/18/06	05/06/09	1,227.36	2,223.00 2,223.00	(995.64) (995.64)	0.00 0.00
125004400	55	DBS GROUP HLDG LTD SP ADR	12/18/06	05/19/09	1,872.70	3,217.50 3,217.50	(1,344.80) (1,344.80)	0.00 0.00
125004410	66	DBS GROUP HLDG LTD SP ADR MorganStanley SmithBarney LLC acted as your agent in this transaction	12/18/06	09/23/09	2,448.53	3,861.00 3,861.00	(1,412.47) (1,412.47)	0.00 0.00
125004420	120	DBS GROUP HLDG LTD SP ADR MorganStanley SmithBarney LLC acted as your agent in this transaction	12/18/06	11/17/09	5,075.86	7,020.00 7,020.00	(1,944.14) (1,944.14)	0.00 0.00
125004430	47	DBS GROUP HLDG LTD SP ADR MorganStanley SmithBarney LLC acted as your agent in this transaction	12/18/06	12/17/09	1,983.82	2,749.50 2,749.50	(765.68) (765.68)	0.00 0.00
	158		03/29/07		6,669.00	8,979.77 8,979.77	(2,310.77) (2,310.77)	0.00 0.00
125004650	211	DELL INC	12/18/07	05/06/09	2,496.67	5,017.58 5,017.58	(2,520.91) (2,520.91)	0.00 0.00
125004660	325	DELL INC	12/18/07	05/19/09	3,783.55	7,728.50 7,728.50	(3,944.95) (3,944.95)	0.00 0.00
125004670	304	DELL INC Morgan Stanley SmithBarney LLC acted as your agent in this transaction	12/18/07	06/12/09	4,061.42	7,229.12 7,229.12	(3,167.70) (3,167.70)	0.00 0.00
125004680	163	DELL INC Morgan Stanley SmithBarney LLC acted as your agent in this transaction	12/18/07	07/30/09	2,229.88	3,876.14 3,876.14	(1,646.26) (1,646.26)	0.00 0.00
	183		12/28/07		2,503.50	4,551.21 4,551.21	(2,047.71) (2,047.71)	0.00 0.00
	395		12/31/07		5,403.72	9,657.75 9,657.75	(4,254.03) (4,254.03)	0.00 0.00

2
0
0
9

Y
E
A
R

E
N
D

S
U
M
M
A
R
Y

CITI GLOBAL IMPACT FUNDING
Account Number 692-72494-14 643

Details of Long Term Gain (Loss) 2009 - continued

Reference number	Quantity	Security Description	Opening Trade Date	Closing Trade Date	Sale Proceeds	Original Cost Adjusted Cost	Original Gain/(Loss) Adjusted Gain/(Loss)	Ordinary Income Capital Gain/(Loss)
	315		12/31/07		\$ 4,309 30	\$ 7,733 25	(\$ 3,423 95)	\$ 0 00
						\$ 7,733 25	(\$ 3,423 95)	\$ 0 00
	65		12/31/07		889 22	1 600 63	(711 41)	0 00
						1,600 63	(711 41)	0 00
	66		01/02/08		902 90	1,601 63	(698.73)	0 00
						1,601 63	(698 73)	0 00
	400		01/03/08		5,472 12	9,520 00	(4,047 88)	0 00
						9,520 00	(4,047 88)	0 00
125004690	397	DELL INC Morgan Stanley Smith Barney LLC acted as your agent in this transa	12/18/07	08/24/09	5,895 69	9 440 66	(3,544 97)	0 00
						9,440 66	(3,544 97)	0 00
125004700	51	DELL INC MorganStanley SmithBarney LLC acted as your agent in this transaction	12/18/07	09/23/09	821 78	1,212 78	(391 00)	0 00
						1,212 78	(391 00)	0 00
125004710	29	DELL INC MorganStanley SmithBarney LLC acted as your agent in this transaction	12/18/07	11/17/09	459 63	689 62	(229 99)	0 00
						689 62	(229 99)	0 00
125004720	1,635	DELL INC MorganStanley SmithBarney LLC acted as your agent in this transaction	12/18/07	12/11/09	21,502 64	38,880 30	(17,377 66)	0 00
						38,880 30	(17,377 66)	0 00
	545		01/03/08		7,167 55	12,960 10	(5,792 55)	0 00
						12,960 10	(5,792 55)	0 00
	319		01/25/08		4,195 32	6,483 61	(2,288 29)	0 00
						6,483 61	(2,288 29)	0 00
	251		02/04/08		3,301 02	5 023 79	(1,722 77)	0 00
						5,023 79	(1,722 77)	0 00
	361		02/13/08		4,747 68	7,331 73	(2 584 05)	0 00
						7,331 73	(2,584 05)	0 00
	696		02/29/08		9,153 42	14,042 64	(4,889 22)	0 00
						14,042 64	(4,889 22)	0 00
	41		03/04/08		539 21	801 96	(262 75)	0 00
						801 96	(262 75)	0 00
	324		03/26/08		4,261 07	6,528 99	(2,267 92)	0 00
						6,528 99	(2,267 92)	0 00
	460		04/04/08		6 049 67	9,134 17	(3,084 50)	0 00
						9,134 17	(3,084 50)	0 00

2
0
0
9
Y
E
A
R
E
N
D
S
U
M
M
A
R
Y

Corrected Copy as of 03/31/10
Ref 00009495 00245525

CITI GLOBAL IMPACT FUNDING
Account Number 692-72494-14 643

Details of Long Term Gain (Loss) 2009 - *continued*

Reference number	Quantity	Security Description	Opening Trade Date	Closing Trade Date	Sale Proceeds	Original Cost Adjusted Cost	Original Gain/(Loss) Adjusted Gain/(Loss)	Ordinary Income Capital Gain/(Loss)
	83		04/24/08		\$ 1,091 57	\$ 1,597 47	(\$ 505 90)	\$ 0 00
	488		05/19/08		6,417 91	10,411 53	(3,993 62)	0 00
	377		06/26/08		4,958 10	8,558 65	(3,600 55)	0 00
	1,009		09/17/08		13,269 82	16,234 41	(2,964 59)	0 00
125004990	188	EMC CORP-MASS	10/22/07	05/06/09	2,399 19	4,224 89	(1,825 70)	0 00
						4,224 89	(1,825 70)	0 00
125005000	452	EMC CORP-MASS	10/22/07	05/26/09	5,414 82	10,157 71	(4,742 89)	0 00
						10,157 71	(4,742 89)	0 00
125005010	155	EMC CORP-MASS Morgan Stanley Smith Barney LLC acted as your agent in this transaction	10/22/07	06/12/09	2,052 53	3,483 28	(1,430 75)	0 00
						3,483 28	(1,430 75)	0 00
125005020	994	EMC CORP-MASS Morgan Stanley Smith Barney LLC acted as your agent in this transaction	10/22/07	09/23/09	17,186 90	22,337 96	(5,151 06)	0 00
						22,337 96	(5,151 06)	0 00
125005030	2,850	EMC CORP-MASS Morgan Stanley Smith Barney LLC acted as your agent in this transaction	10/22/07	09/24/09	48,933 53	64,047 48	(15,113 95)	0 00
						64,047 48	(15,113 95)	0 00
125005040	71	EMC CORP-MASS Morgan Stanley Smith Barney LLC acted as your agent in this transaction	10/22/07	11/17/09	1,224 71	1,595 57	(370 86)	0 00
						1,595 57	(370 86)	0 00
125005050	1,057	EMC CORP-MASS Morgan Stanley Smith Barney LLC acted as your agent in this transaction	10/22/07	12/17/09	17,837 05	23,753 75	(5,916 70)	0 00
						23,753 75	(5,916 70)	0 00
125005100	257	ENI SPA SPONSORED ADR	12/18/06	04/07/09	9,999 43	17,155 42	(7,155 99)	0 00
						17,155 42	(7,155 99)	0 00

2
0
0
9
Y
E
A
R
E
N
D
S
U
M
M
A
R
Y

CITI GLOBAL IMPACT FUNDING
Account Number 692-72494-14 643

Details of Long Term Gain (Loss) 2009 - continued

Reference number	Quantity	Security Description	Opening Trade Date	Closing Trade Date	Sale Proceeds	Original Cost Adjusted Cost	Original Gain/(Loss) Adjusted Gain/(Loss)	Ordinary Income Capital Gain/(Loss)
125005110	66	ENI SPA SPONSORED ADR MorganStanley SmithBarney LLC acted as your agent in this transaction	12/18/06	12/17/09	\$ 3,235 89	\$ 4,405 67 \$ 4,405 67	(\$ 1,169 78) (\$ 1,169 78)	\$ 0 00 \$ 0 00
125005400	16	ENCANA CORP-CAD MorganStanley SmithBarney LLC acted as your agent in this transaction	09/02/08	09/23/09	933 09	1,131 12 1,131 12	(198 03) (198 03)	0 00 0 00
	22		09/08/08		1,283 01	1,499 27 1,499 27	(216 26) (216 28)	0 00 0 00
125005410	9	ENCANA CORP-CAD MorganStanley SmithBarney LLC acted as your agent in this transaction	09/08/08	11/17/09	495 16	613 34 613.34	(118 18) (118 18)	0 00 0 00
125005420	116	ENCANA CORP-CAD MorganStanley SmithBarney LLC acted as your agent in this transaction	09/08/08	12/17/09	3,562 64	4,071 20 4,071 20	(508 56) (508 58)	0 00 0 00
125005530	108	EXPRESS SCRIPTS INC COMMON	10/19/07	04/06/09	5,196 93	6,451 01 6,451 01	(1,254 08) (1,254 08)	0 00 0 00
125005540	59	EXPRESS SCRIPTS INC COMMON	10/19/07	05/06/09	3,617 24	3,524 16 3,524 16	93 08 93 08	0 00 0 00
125005550	269	EXPRESS SCRIPTS INC COMMON	10/19/07	05/14/09	16,143 64	16,067 80 16,067.80	75 84 75 84	0 00 0 00
125005560	430	EXPRESS SCRIPTS INC COMMON Morgan Stanley Smith Barney LLC acted as your agent in this transaction	10/19/07	06/01/09	27,575 62	25,684 59 25,684 59	1,891 03 1,891 03	0 00 0 00
125005570	155	EXPRESS SCRIPTS INC COMMON Morgan Stanley Smith Barney LLC acted as your agent in this transaction	10/19/07	08/04/09	10,640 04	9,258 40 9,258 40	1,381 64 1,381 64	0 00 0 00
	933		12/18/07		64,046 18	65,683 20 65,683 20	(1,637 02) (1,637.02)	0 00 0 00
	103		12/28/07		7,070 48	7,606 96 7,606 96	(536 48) (536 48)	0 00 0 00
	108		12/31/07		7,413 71	7,864 56 7,864 56	(450 85) (450 85)	0 00 0 00
	88		01/03/08		6,040 80	6,504 08 6,504 08	(463 28) (463 28)	0 00 0 00
125005790	204	FIRST HORIZON NATL CORP	Unavailable	01/06/09	2,189 72			

2
0
0
9
Y
E
A
R
E
N
D
S
U
M
M
A
R
Y

Corrected Copy as of 03/31/10
Ref 00009495 00245527

CITI GLOBAL IMPACT FUNDING
Account Number 692-72494-14 643

Details of Long Term Gain (Loss) 2009 - continued

Reference number	Quantity	Security Description	Opening Trade Date	Closing Trade Date	Sale Proceeds	Original Cost Adjusted Cost	Original Gain/(Loss) Adjusted Gain/(Loss)	Ordinary Income Capital Gain/(Loss)
125005950	138	FLOWSERVE CORP MorganStanley SmithBarney LLC acted as your agent in this transaction	08/15/08	09/23/09	\$ 14,026 50	\$ 17,625 83 \$ 17,625 83	(\$ 3,599 33) (\$ 3,599 33)	\$ 0 00 \$ 0 00
125005960	130	FLOWSERVE CORP MorganStanley SmithBarney LLC acted as your agent in this transaction	08/15/08	10/20/09	13,739 99	16,604 04 16,604 04	(2,864 05) (2,864 05)	0 00 0 00
125005970	85	FLOWSERVE CORP MorganStanley SmithBarney LLC acted as your agent in this transaction	08/15/08	11/17/09	9,027 61	10,856 49 10,856 49	(1,828 88) (1,828 88)	0 00 0 00
125005980	154	FLOWSERVE CORP MorganStanley SmithBarney LLC acted as your agent in this transaction	08/15/08	12/17/09	14,713 40	19,669 40 19,669 40	(4,956 00) (4,956 00)	0 00 0 00
125005990	284	FRANCE TELECOM SA SPON ADR	07/25/06	02/11/09	6,604 98	6,312 95 6,312 95	292 03 292 03	0 00 0 00
	170		07/26/06		3,953 68	3,809 62 3,809 62	144 06 144 06	0 00 0 00
	112		09/14/06		2,604 78	2,494 39 2,494 39	110 39 110 39	0 00 0 00
125006000	100	FRANCE TELECOM SA SPON ADR MorganStanley SmithBarney LLC acted as your agent in this transaction	09/14/06	09/23/09	2,744 52	2,227 13 2,227 13	517 39 517 39	0 00 0 00
125006010	54	FRANCE TELECOM SA SPON ADR MorganStanley SmithBarney LLC acted as your agent in this transaction	09/14/06	11/17/09	1,417 46	1,202 65 1,202 65	214 81 214 81	0 00 0 00
125006020	331	FRANCE TELECOM SA SPON ADR MorganStanley SmithBarney LLC acted as your agent in this transaction	09/14/06	12/17/09	8,183 09	7,371 80 7,371 80	811 29 811 29	0 00 0 00

2
0
0
9
Y
E
A
R
E
N
D
S
U
M
M
A
R
Y

CITI GLOBAL IMPACT FUNDING
Account Number 692-72494-14 643

Details of Long Term Gain (Loss) 2009 *continued*

Reference number	Quantity	Security Description	Opening Trade Date	Closing Trade Date	Sale Proceeds	Original Cost Adjusted Cost	Original Gain/(Loss) Adjusted Gain/(Loss)	Ordinary Income Capital Gain/(Loss)
125006080	242	FRESENIUS MEDICAL CARE AG & CO KGAA SPONS ADR	06/01/06	03/17/09	\$ 9,275 81	\$ 9,011 35	\$ 264 46	\$ 0 00
	330		09/12/06		12,648 83	13,960 88	(1,312 05)	0 00
	170		11/14/06		6,516 06	7,655 85	(1,139 79)	0 00
	65		12/07/06		2,491.44	3,044 60	(553 16)	0 00
	570		11/28/07		21,847 98	31,865 85	(10,017 87)	0 00
	220		11/29/07		8,432 54	12,284 36	(3,851 82)	0 00
125006090	33	FRESENIUS MEDICAL CARE AG & CO KGAA SPONS ADR	11/29/07	05/06/09	1,239 12	1,842 65	(603 53)	0 00
125006100	24	FRESENIUS MEDICAL CARE AG & CO KGAA SPONS ADR Morgan Stanley Smith Barney LLC acted as yo	11/29/07	06/12/09	1,050 21	1,340 11	(289 90)	0 00
125006110	13	FRESENIUS MEDICAL CARE AG & CO KGAA SPONS ADR	11/29/07	07/30/09	591 60	725 90	(134 30)	0 00
	52	Morgan Stanley Smith Barney LLC acted as yo	12/28/07		2,366 39	2,767 96	(401 57)	0 00
125006260	68	GENERAL DYNAMICS CORP	12/05/07	05/06/09	3,669 32	6,256 57	(2,587 25)	0 00
125006270	98	GENERAL DYNAMICS CORP	12/05/07	05/19/09	5,610 70	9,016 82	(3,406 12)	0 00
125006280	52	GENERAL DYNAMICS CORP Morgan Stanley Smith Barney LLC acted as yo ur agent in this transa	12/05/07	06/12/09	3,114 40	4,784 44	(1,670 04)	0 00
125006290	30	GENERAL DYNAMICS CORP Morgan Stanley Smith Barney LLC acted as your agent in this transaction	12/05/07	09/23/09	1,908 33	2,760 25	(851 92)	0 00
125006300	86	GENERAL DYNAMICS CORP Morgan Stanley Smith Barney LLC acted as your agent in this transaction	12/05/07	11/17/09	5,833 23	7,912 72	(2,079 49)	0 00

2
0
0
9
Y
E
A
R
E
N
D
S
U
M
M
A
R
Y

CITI GLOBAL IMPACT FUNDING
Account Number 692-72494-14 643

Details of Long Term Gain (Loss) 2009 - continued

Reference number	Quantity	Security Description	Opening Trade Date	Closing Trade Date	Sale Proceeds	Original Cost Adjusted Cost	Original Gain/(Loss) Adjusted Gain/(Loss)	Ordinary Income Capital Gain/(Loss)
125006310	220	GENERAL DYNAMICS CORP MorganStanley SmithBarney LLC	12/05/07	12/17/09	\$ 15,120 53	\$ 20,241 85	(\$ 5,121 32)	\$ 0 00
	76	acted as your agent in this transaction	12/18/07		5,223 46	6,662 73	(1,439 27)	0 00
						6,662 73	(1,439 27)	0 00
125006320	735	GENERAL DYNAMICS CORP MorganStanley SmithBarney LLC	12/18/07	12/29/09	50 538 03	64,435 61	(13,897 58)	0 00
	122	acted as your agent in this transaction	12/28/07		8,388 63	10,954 38	(2,565 75)	0 00
	79		12/31/07		5 431 98	7,064 18	(1,632 20)	0 00
	115		01/03/08		7,907 31	10,192 45	(2,285 14)	0 00
						10,192 45	(2,285 14)	0 00
125006400	418	GENZYME CORP	12/22/06	03/02/09	23 847 43	26,202 75	(2,355 32)	0 00
						26,202 75	(2,355 32)	0 00
125006410	256	GENZYME CORP Morgan Stanley Smi	12/22/06	07/31/09	13,291 21	16,047 62	(2,756 41)	0 00
	103	th Barney LLC acted as yo ur agent in this transa	12/27/06		5,347 63	6,398 99	(1,051 36)	0 00
						6,398 99	(1,051 36)	0 00
125006420	119	GENZYME CORP Morgan Stanley Smi	12/27/06	08/07/09	5,801 06	7,393 01	(1,591 95)	0 00
		th Barney LLC acted as yo ur agent in this transa				7,393 01	(1,591 95)	0 00
125006430	10	GENZYME CORP MorganStanley SmithBarney LLC	12/27/06	09/23/09	565 48	621 26	(55 78)	0 00
		acted as your agent in this transaction				621 26	(55 78)	0 00
125006440	5	GENZYME CORP MorganStanley SmithBarney LLC	12/27/06	10/20/09	275 99	310 63	(34 64)	0 00
		acted as your agent in this transaction				310 63	(34 64)	0 00
125006450	113	GENZYME CORP MorganStanley SmithBarney LLC	12/27/06	10/21/09	5,987 72	7,020 25	(1,032 53)	0 00
		acted as your agent in this transaction				7,020 25	(1,032 53)	0 00
125006490	359	GLAXOSMITHKLINE PLC SP ADR	12/28/07	05/08/09	11,075 43	18,232 39	(7,156 96)	0 00
						18,232 39	(7,156 96)	0 00

2
0
0
9

Y
E
A
R

E
N
D

S
U
M
M
A
R
Y

CITI GLOBAL IMPACT FUNDING
Account Number 692-72494-14 643

Details of Long Term Gain (Loss) 2009 - continued

Reference number	Quantity	Security Description	Opening Trade Date	Closing Trade Date	Sale Proceeds	Original Cost Adjusted Cost	Original Gain/(Loss) Adjusted Gain/(Loss)	Ordinary Income Capital Gain/(Loss)
125006500	46	GLAXOSMITHKLINE PLC SP ADR MorganStanley SmithBarney LLC acted as your agent in this transaction	12/28/07	09/23/09	\$ 1,827.30	\$ 2,336.18 \$ 2,336.18	(\$ 508.88) (\$ 508.88)	\$ 0.00 \$ 0.00
125006510	50	GLAXOSMITHKLINE PLC SP ADR MorganStanley SmithBarney LLC acted as your agent in this transaction	12/28/07	11/17/09	2,086.44	2,539.33 2,539.33	(452.89) (452.89)	0.00 0.00
	1		12/31/07		41.73	50.46 50.46	(8.73) (8.73)	0.00 0.00
125006520	64	GLAXOSMITHKLINE PLC SP ADR MorganStanley SmithBarney LLC acted as your agent in this transaction	12/31/07	12/17/09	2,684.22	3,229.51 3,229.51	(545.29) (545.29)	0.00 0.00
125006590	28	GOODRICH CORP	11/08/07	05/06/09	1,260.09	1,998.92 1,998.92	(738.83) (738.83)	0.00 0.00
125006600	81	GOODRICH CORP	11/08/07	05/19/09	3,724.36	5,782.59 5,782.59	(2,058.23) (2,058.23)	0.00 0.00
125006610	59	GOODRICH CORP Morgan Stanley Smi th Barney LLC acted as yo ur agent in this transa	11/08/07	06/12/09	3,142.31	4,212.01 4,212.01	(1,069.70) (1,069.70)	0.00 0.00
125006620	526	GOODRICH CORP Morgan Stanley Smi th Barney LLC acted as yo ur agent in this transa	11/08/07	08/24/09	30,217.08	37,551.14 37,551.14	(7,334.06) (7,334.06)	0.00 0.00
125006630	301	GOODRICH CORP Morgan Stanley Smi th Barney LLC acted as yo ur agent in this transa	11/08/07	09/16/09	16,711.87	21,488.39 21,488.39	(4,776.52) (4,776.52)	0.00 0.00
	948		12/18/07		52,634.07	67,213.20 67,213.20	(14,579.13) (14,579.13)	0.00 0.00
	164		12/28/07		9,105.47	11,826.04 11,826.04	(2,720.57) (2,720.57)	0.00 0.00
	124		12/31/07		6,884.63	8,799.04 8,799.04	(1,914.41) (1,914.41)	0.00 0.00
	159		01/03/08		8,827.87	11,101.38 11,101.38	(2,273.51) (2,273.51)	0.00 0.00
125006770	28	HSBC HLDG PLC SP ADR NEW MorganStanley SmithBarney LLC acted as your agent in this transaction	07/18/08	09/23/09	1,639.91	2,208.44 2,208.44	(568.53) (568.53)	0.00 0.00

2
0
0
9
Y
E
A
R
E
N
D
S
U
M
M
A
R
Y

Corrected Copy as of 03/31/10
Ref 00009495 00245531

CITI GLOBAL IMPACT FUNDING
Account Number 692-72494-14 643

2
0
0
9
Y
E
A
R
E
N
D
S
U
M
M
A
R
Y

Details of Long Term Gain (Loss) 2009 - continued

Reference number	Quantity	Security Description	Opening Trade Date	Closing Trade Date	Sale Proceeds	Original Cost Adjusted Cost	Original Gain/(Loss) Adjusted Gain/(Loss)	Ordinary Income Capital Gain/(Loss)
125006780	18	HSBC HLDG PLC SP ADR NEW MorganStanley SmithBarney LLC acted as your agent in this transaction	07/18/08	11/17/09	\$ 1,136 85	\$ 1,419 71 \$ 1,419.71	(\$ 282 86) (\$ 282.86)	\$ 0 00 \$ 0 00
125006790	75	HSBC HLDG PLC SP ADR NEW MorganStanley SmithBarney LLC acted as your agent in this transaction	07/18/08	12/17/09	4,156 80	5,915 46 5,915 48	(1,758 66) (1,758 88)	0 00 0 00
125006800	9166	RTS HSBC HOLDINGS PLC 03/31/2009 CASH IN LIEU OF 91666 RECORD 03/13/09 PAY 03/16/09	Unavailable	03/16/09	7 80			
125006820	367	HALLIBURTON CO HOLDINGS CO	05/10/07	05/06/09	8,500.60	12,144 03 12,144 03	(3,643 43) (3,643 43)	0 00 0 00
125006830	40	HALLIBURTON CO HOLDINGS CO	05/10/07	05/19/09	880 65	1,323 60 1,323 60	(442 95) (442 95)	0 00 0 00
	224		06/18/07		4,931 64	8,050 56 8,050 56	(3,118 92) (3,118 92)	0 00 0 00
	190		07/02/07		4,183 08	6,644 30 6,644 30	(2,461 22) (2,461 22)	0 00 0 00
	1,559		12/18/07		34,323 31	56,669 65 56,669 65	(22,346.34) (22,346 34)	0 00 0 00
	300		01/11/08		6,604 87	10,816 32 10,816 32	(4,211 45) (4,211 45)	0 00 0 00
	1,500		01/23/08		33,024 35	46,109 55 46,109 55	(13,085 20) (13,085 20)	0 00 0 00
	1,400		01/25/08		30,822 73	47,067 72 47,067 72	(16,244 99) (16,244 99)	0 00 0 00
125006840	416	HALLIBURTON CO HOLDINGS CO	05/10/07	05/19/09	9,211 04	13,765 44 13,765 44	(4,554 40) (4,554 40)	0 00 0 00
125006980	2	HEALTHWAYS INC MorganStanley SmithBarney LLC acted as your agent in this transaction	07/07/08	09/23/09	32 93	56 25 56 25	(23 32) (23 32)	0 00 0 00
125006990	58	HEALTHWAYS INC MorganStanley SmithBarney LLC acted as your agent in this transaction	10/14/08	11/17/09	1,032 95	744 11 744 11	288 84 288 84	0 00 0 00

CITI GLOBAL IMPACT FUNDING
Account Number 692-72494-14 643

Details of Long-Term Gain/(Loss) 2009 *continued*

Reference number	Quantity	Security Description	Opening Trade Date	Closing Trade Date	Sale Proceeds	Original Cost Adjusted Cost	Original Gain/(Loss) Adjusted Gain/(Loss)	Ordinary Income Capital Gain/(Loss)
125007000	128	HEALTHWAYS INC MorganStanley SmithBarney LLC acted as your agent in this transaction	10/14/08	12/17/09	\$ 2,126 03	\$ 1,642 18 \$ 1,642.18	\$ 483 85 \$ 483 85	\$ 0 00 \$ 0 00
125007010	2,536	H J HEINZ CO	01/11/08	05/22/09	90,932 28	117,803 79 117,803.79	(26,871 51) (26,871 51)	0 00 0 00
125007100	85	HEWLETT PACKARD CO MorganStanley SmithBarney LLC acted as your agent in this transaction	01/31/07	09/23/09	4,028 23	3,645 65 3,645 65	382 58 382 58	0 00 0 00
	50		03/23/07		2,369 55	2,020 50 2,020 50	349 05 349 05	0 00 0 00
	8		03/29/07		379 12	319 34 319.34	59 78 59 78	0 00 0 00
125007110	170	HEWLETT PACKARD CO MorganStanley SmithBarney LLC acted as your agent in this transaction	03/29/07	11/17/09	8,702 41	6,785 94 6,785 94	1,916 47 1,916 47	0 00 0 00
125007120	25	HEWLETT PACKARD CO MorganStanley SmithBarney LLC acted as your agent in this transaction	03/29/07	12/17/09	1,267 06	997 93 997 93	269 13 269 13	0 00 0 00
	68		04/16/07		3,446 42	2,800 24 2,800 24	646 18 646 18	0 00 0 00
	382		05/10/07		19,360 75	16,998 23 16,998 23	2,362 52 2,362 52	0 00 0 00
125007150	5	HOME DEPOT INC MorganStanley SmithBarney LLC acted as your agent in this transaction	12/18/07	12/17/09	144 85	129 40 129 40	15 45 15 45	0 00 0 00
	400		12/28/07		11,588 30	10,668 00 10,668 00	920 30 920 30	0 00 0 00
	193		01/03/08		5,591 36	4,990 98 4,990 98	600 38 600 38	0 00 0 00
125007160	56	HONEYWELL INTL INC	04/19/07	05/19/09	1,868 33	2,728 86 2,728 86	(860 53) (860 53)	0 00 0 00
125007170	57	HONEYWELL INTL INC Morgan Stanley Smith Barney LLC acted as your agent in this transaction	04/19/07	06/12/09	2 017 28	2,777 59 2,777 59	(760 31) (760 31)	0 00 0 00

2
0
9
Y
E
A
R
E
N
D
S
U
M
M
A
R
Y

Corrected Copy as of 03/31/10
Ref 00009495 00245533

CITI GLOBAL IMPACT FUNDING
Account Number 692-72494-14 643

Details of Long Term Gain (Loss) 2009 - continued

Reference number	Quantity	Security Description	Opening Trade Date	Closing Trade Date	Sale Proceeds	Original Cost Adjusted Cost	Original Gain/(Loss) Adjusted Gain/(Loss)	Ordinary Income Capital Gain/(Loss)
125007180	233	HONEYWELL INTL INC	04/19/07	07/07/09	\$ 6,825 51	\$ 11,353 99	(\$ 4,528 48)	\$ 0 00
	588	Morgan Stanley Smith Barney LLC acted as your agent in this transaction	05/10/07		17,224 90	\$ 11,353 99	(\$ 4,528 48)	\$ 0 00
	79		06/12/07		2,314 23	33,339 60	(16,114 70)	0 00
	43		06/12/07		1,259 64	33,339 60	(16,114 70)	0 00
	120		06/18/07		3,515 29	4,506 16	(2,191 93)	0 00
	260		06/18/07		7,616 45	4,506 16	(2,191 93)	0 00
	200		06/20/07		5,858 81	2,434 23	(1,174 59)	0 00
	103		07/02/07		3,017 29	2,434 23	(1,174 59)	0 00
	239		11/29/07		7,001 28	2,434 23	(1,174 59)	0 00
	576		12/18/07		16,873 37	6,943 20	(3,427 91)	0 00
	200		01/03/08		5,858 81	6,943 20	(3,427 91)	0 00
	400		01/03/08		11,717 62	6,943 20	(3,427 91)	0 00
125007400	343	HUTCHISON WHAMPOA LTD-ADR	06/19/07	07/09/09	10,718 47	17,179 33	(6,460 86)	0 00
		Morgan Stanley Smith Barney LLC acted as your agent in this transaction				17,179 33	(6,460 86)	0 00
125007410	11	HUTCHISON WHAMPOA LTD-ADR	06/19/07	09/23/09	400 93	550 94	(150 01)	0 00
		Morgan Stanley Smith Barney LLC acted as your agent in this transaction				550 94	(150 01)	0 00
125007420	136	HUTCHISON WHAMPOA LTD-ADR	06/19/07	11/17/09	4,821 07	6,811 63	(1,990 56)	0 00
		Morgan Stanley Smith Barney LLC acted as your agent in this transaction				6,811 63	(1,990 56)	0 00

2009 YEAR END SUMMARY

CITI GLOBAL IMPACT FUNDING
Account Number 692-72494-14 643

Details of Long Term Gain (Loss) 2009 - continued

Reference number	Quantity	Security Description	Opening Trade Date	Closing Trade Date	Sale Proceeds	Original Cost Adjusted Cost	Original Gain/(Loss) Adjusted Gain/(Loss)	Ordinary Income Capital Gain/(Loss)
125007430	610	HUTCHISON WHAMPOA LTD-ADR MorganStanley SmithBarney LLC	06/19/07	11/23/09	\$ 21,222.39	\$ 30,552.15	(\$ 9,329.76)	\$ 0.00
	140	acted as your agent in this transaction	08/23/07		4,870.71	6,903.15	(2,032.44)	0.00
	634		12/18/07		22,057.37	35,757.60	(13,700.23)	0.00
					35,757.60	(13,700.23)	0.00	
125007440	176	HUTCHISON WHAMPOA LTD-ADR MorganStanley SmithBarney LLC	12/18/07	12/11/09	5,837.86	9,926.40	(4,088.54)	0.00
	240	acted as your agent in this transaction	12/28/07		7,960.71	13,320.00	(5,359.29)	0.00
	65		01/03/08		2,156.03	3,726.84	(1,570.81)	0.00
	300		03/12/08		9,950.89	14,103.06	(4,152.17)	0.00
					14,103.06	(4,152.17)	0.00	
125007580	1,596	INFINEON TECHNOLOGIES ADR	10/06/06	01/14/09	1,795.01	19,370.81	(17,575.80)	0.00
	825		11/14/06		927.87	10,023.75	(9,095.88)	0.00
	328		12/28/07		368.90	3,817.92	(3,449.02)	0.00
					3,817.92	(3,449.02)	0.00	
125007590	118	ING GROEP NV SPONS ADR	12/18/06	05/06/09	1,252.29	5,156.79	(3,904.50)	0.00
					5,156.79	(3,904.50)	0.00	
125007600	282	ING GROEP NV SPONS ADR Morgan Stanley SmithBarney LLC	12/18/06	07/30/09	3,556.58	12,323.85	(8,767.27)	0.00
	160	acted as your agent in this transaction	01/05/07		2,017.92	7,005.50	(4,987.58)	0.00
	95		03/29/07		1,198.14	3,980.86	(2,782.72)	0.00
					3,980.86	(2,782.72)	0.00	
125007610	5	ING GROEP NV SPONS ADR MorganStanley SmithBarney LLC	03/29/07	09/23/09	85.01	209.52	(124.51)	0.00
	50	acted as your agent in this transaction	08/23/07		850.10	2,007.70	(1,157.60)	0.00
					2,007.70	(1,157.60)	0.00	
125007620	56	ING GROEP NV SPONS ADR MorganStanley SmithBarney LLC	08/23/07	11/17/09	813.09	2,248.62	(1,435.53)	0.00
		acted as your agent in this transaction				2,248.62	(1,435.53)	0.00
125007630	3	RTS ING GROEP EXP 12/11/2009	Unavailable	12/23/09	7.05			

2
0
0
9

Y
E
A
R

E
N
D

S
U
M
M
A
R
Y

Corrected Copy as of 03/31/10
Ref 00009495 00245535

CITI GLOBAL IMPACT FUNDING
Account Number 692-72494-14 643

Details of Long Term Gain (Loss) 2009 - continued

Reference number	Quantity	Security Description	Opening Trade Date	Closing Trade Date	Sale Proceeds	Original Cost Adjusted Cost	Original Gain/(Loss) Adjusted Gain/(Loss)	Ordinary Income Capital Gain/(Loss)
125007640	314	INTEGRA LIFESCIENCES HOLDINGS CORP Morgan Stanley Smith Barney LLC acted as your agent	02/29/08	07/30/09	\$ 9,989.69	\$ 13,148.59 \$ 13,148.59	(\$ 3,158.90) (\$ 3,158.90)	\$ 0.00 \$ 0.00
125007650	8	INTEGRA LIFESCIENCES HOLDINGS CORP MorganStanley SmithBarney LLC acted as your agent	02/29/08	09/23/09	275.11	335.00 335.00	(59.89) (59.89)	0.00 0.00
125007660	88	INTEGRA LIFESCIENCES HOLDINGS CORP MorganStanley SmithBarney LLC acted as your agent	02/29/08	12/17/09	3,115.20	3,684.95 3,684.95	(569.75) (569.75)	0.00 0.00
125007730	58	INTL BUSINESS MACHINES CORP	05/10/07	05/06/09	6,055.13	6,071.44 6,071.44	(16.31) (16.31)	0.00 0.00
125007740	71	INTL BUSINESS MACHINES CORP	05/10/07	05/19/09	7,528.92	7,432.28 7,432.28	96.64 96.64	0.00 0.00
125007750	14	INTL BUSINESS MACHINES CORP Morgan Stanley Smith Barney LLC acted as your agent in this transaction	05/10/07	06/12/09	1,513.67	1,465.52 1,465.52	48.15 48.15	0.00 0.00
	23		06/12/07		2,486.75	2,366.24 2,366.24	120.51 120.51	0.00 0.00
125007760	33	INTL BUSINESS MACHINES CORP Morgan Stanley Smith Barney LLC acted as your agent in this transaction	06/12/07	06/26/09	3,486.27	3,395.04 3,395.04	91.23 91.23	0.00 0.00
	62		06/18/07		6,549.96	6,540.38 6,540.38	9.58 9.58	0.00 0.00
	49		07/02/07		5,176.58	5,129.32 5,129.32	47.26 47.26	0.00 0.00
	42		11/14/07		4,437.07	4,405.37 4,405.37	31.70 31.70	0.00 0.00
	23		11/29/07		2,429.81	2,451.57 2,451.57	(21.76) (21.76)	0.00 0.00
125007770	13	INTL BUSINESS MACHINES CORP MorganStanley SmithBarney LLC acted as your agent in this transaction	11/29/07	09/23/09	1,584.16	1,385.67 1,385.67	198.49 198.49	0.00 0.00
125007780	65	INTL BUSINESS MACHINES CORP MorganStanley SmithBarney LLC acted as your agent in this transaction	11/29/07	11/17/09	8,340.58	6,928.35 6,928.35	1,412.23 1,412.23	0.00 0.00

2009 YEAR END SUMMARY

CITI GLOBAL IMPACT FUNDING

Account Number 692-72494-14 643

Details of Long-Term Gain (Loss) 2009 *continued*

Reference number	Quantity	Security Description	Opening Trade Date	Closing Trade Date	Sale Proceeds	Original Cost Adjusted Cost	Original Gain/(Loss) Adjusted Gain/(Loss)	Ordinary Income Capital Gain/(Loss)
125007790	70	INTL BUSINESS MACHINES CORP	11/29/07	12/17/09	\$ 8,941.83	\$ 7,461.30	\$ 1,480.53	\$ 0.00
	233	MorganStanley SmithBarney LLC acted as your agent in this transaction	12/18/07		29,763.51	24,611.79	5,151.72	0.00
						24,611.79	5,151.72	0.00
125007940	40	JPMORGAN CHASE & CO	03/10/06	05/06/09	1,471.16	1,643.60	(172.44)	0.00
	227		04/20/06		8,348.84	9,667.93	(1,319.09)	0.00
						8,667.93	(1,319.09)	0.00
125007950	73	JPMORGAN CHASE & CO	04/20/06	05/19/09	2,671.88	3,109.07	(437.19)	0.00
	275		12/18/07		10,065.29	11,899.11	(1,833.82)	0.00
						11,899.11	(1,833.82)	0.00
125007960	77	JPMORGAN CHASE & CO	12/18/07	09/23/09	3,528.96	3,331.75	197.21	0.00
		MorganStanley SmithBarney LLC acted as your agent in this transaction				3,331.75	197.21	0.00
125007970	139	JPMORGAN CHASE & CO	12/18/07	12/17/09	5,625.72	6,014.46	(388.74)	0.00
		MorganStanley SmithBarney LLC acted as your agent in this transaction				6,014.46	(388.74)	0.00
125008000	111	JOHNSON & JOHNSON	05/10/07	12/17/09	7,170.74	7,060.71	110.03	0.00
		MorganStanley SmithBarney LLC acted as your agent in this transaction				7,060.71	110.03	0.00
125008190	2559	RTS KB FINANCIAL GP EXP 8/21/2009 RECORD 07/27/09 PAY 07/28/09 FROM 48241A105001	Unavailable	07/28/09	3.48			
125008200	73	RTS KB FINANCIAL GP EXP 8/21/2009 Morgan Stanley SmithBarney LLC acted as yo	Unavailable	08/12/09	970.55			
125008220	117	KANSAS CITY SOUTHERN INDS NEW	10/02/07	04/28/09	1,779.62	3,819.03	(2,039.41)	0.00
	81		12/18/07		1,232.04	2,759.67	(1,527.63)	0.00
	109		12/19/07		1,657.93	2,759.67	(1,527.63)	0.00
						3,677.66	(2,019.73)	0.00
						3,677.66	(2,019.73)	0.00

2
0
0
9

Y
E
A
R

E
N
D

S
U
M
M
A
R
Y

Corrected Copy as of 03/31/10
Ref: 00009495 00245537

CITI GLOBAL IMPACT FUNDING
Account Number 692-72494-14 643

Details of Long Term Gain (Loss) 2009 - continued

Reference number	Quantity	Security Description	Opening Trade Date	Closing Trade Date	Sale Proceeds	Original Cost Adjusted Cost	Original Gain/(Loss) Adjusted Gain/(Loss)	Ordinary Income Capital Gain/(Loss)
	208		01/02/08		\$ 3,163.76	\$ 7,029.32	(\$ 3,865.56)	\$ 0.00
	255		01/03/08		3,878.65	8,391.16	(4,512.51)	0.00
						8,391.16	(4,512.51)	0.00
125008550	2,440	KROGER CO MorganStanley SmithBarney LLC	12/18/07	09/24/09	50,044.82	63,147.20	(13,102.38)	0.00
	312	acted as your agent in this transaction	12/28/07		6,399.17	8,433.36	(2,034.19)	0.00
	296		12/31/07		6,071.01	7,909.12	(1,838.11)	0.00
	498		01/03/08		10,214.06	12,987.84	(2,773.78)	0.00
						12,987.84	(2,773.78)	0.00
125008830	68	ELI LILLY & CO MorganStanley SmithBarney LLC	01/31/07	12/17/09	2,418.12	3,634.60	(1,216.48)	0.00
	34	acted as your agent in this transaction	03/23/07		1,209.06	1,819.00	(609.94)	0.00
	79		03/29/07		2,809.28	4,213.07	(1,403.79)	0.00
						4,213.07	(1,403.79)	0.00
125008840	16	LOCKHEED MARTIN CORP	05/10/07	05/06/09	1,281.06	1,582.88	(301.82)	0.00
						1,582.88	(301.82)	0.00
125008850	24	LOCKHEED MARTIN CORP	05/10/07	05/19/09	1,940.11	2,374.32	(434.21)	0.00
						2,374.32	(434.21)	0.00
125009230	39	MCDONALDS CORP MorganStanley SmithBarney LLC	05/10/07	12/17/09	2,421.52	1,941.77	479.75	0.00
		acted as your agent in this transaction				1,941.77	479.75	0.00
125009430	45	MICROSOFT CORP Morgan Stanley Smith Barney LLC acted as your agent in this transaction	03/29/07	06/12/09	1,047.66	1,243.23	(195.57)	0.00
						1,243.23	(195.57)	0.00
125009440	36	MICROSOFT CORP MorganStanley SmithBarney LLC	03/29/07	09/23/09	935.62	994.58	(58.96)	0.00
	94	acted as your agent in this transaction	04/16/07		2,443.00	2,701.56	(258.56)	0.00
	2		07/02/07		51.97	59.50	(7.53)	0.00
						59.50	(7.53)	0.00

2009 YEAR END SUMMARY

CITI GLOBAL IMPACT FUNDING
Account Number 692-72494-14 643

Details of Long Term Gain (Loss) 2009 - *continued*

Reference number	Quantity	Security Description	Opening Trade Date	Closing Trade Date	Sale Proceeds	Original Cost Adjusted Cost	Original Gain/(Loss) Adjusted Gain/(Loss)	Ordinary Income Capital Gain/(Loss)
125009450	208	MICROSOFT CORP MorganStanley SmithBarney LLC	07/02/07	11/17/09	\$ 6,234.42	\$ 6,188.00	\$ 46.42	\$ 0.00
	80	acted as your agent in this transaction	10/21/08		2,397.86	1,946.18	451.68	0.00
						1,946.18	451.68	0.00
125009460	810	MICROSOFT CORP MorganStanley SmithBarney LLC	10/21/08	12/17/09	24,058.00	19,705.12	4,352.88	0.00
		acted as your agent in this transaction				19,705.12	4,352.88	0.00
125009900	46	MURPHY OIL CORP	05/22/07	05/06/09	2,536.65	2,810.70	(274.05)	0.00
						2,810.70	(274.05)	0.00
125009910	99	MURPHY OIL CORP	05/22/07	05/19/09	5,588.00	6,049.12	(461.12)	0.00
						6,049.12	(461.12)	0.00
125009920	50	MURPHY OIL CORP Morgan Stanley Smith Barney LLC acted as yo ur agent in this transa	05/22/07	06/12/09	3,011.83	3,055.11	(43.28)	0.00
						3,055.11	(43.28)	0.00
125009930	40	MURPHY OIL CORP MorganStanley SmithBarney LLC	05/22/07	09/23/09	2,422.07	2,444.09	(22.02)	0.00
		acted as your agent in this transaction				2,444.09	(22.02)	0.00
125009940	27	MURPHY OIL CORP MorganStanley SmithBarney LLC	05/22/07	11/17/09	1,626.43	1,649.76	(23.33)	0.00
		acted as your agent in this transaction				1,649.76	(23.33)	0.00
125009950	393	MURPHY OIL CORP MorganStanley SmithBarney LLC	05/22/07	11/24/09	22,574.83	24,013.17	(1,438.34)	0.00
	109	acted as your agent in this transaction	06/12/07		6,261.21	6,399.39	(138.18)	0.00
	110		06/18/07		6,318.66	6,600.00	(281.34)	0.00
	71		07/02/07		4,078.40	4,284.85	(206.45)	0.00
	656		12/18/07		37,682.16	49,672.32	(11,990.16)	0.00
	41		12/31/07		2,355.14	3,481.31	(1,126.17)	0.00
	110		01/03/08		6,318.66	3,481.31	(1,126.17)	0.00
						9,296.30	(2,977.64)	0.00
						9,296.30	(2,977.64)	0.00

2
0
0
9

Y
E
A
R

E
N
D

S
U
M
M
A
R
Y

CITI GLOBAL IMPACT FUNDING
Account Number 692-72494-14 643

Details of Long Term Gain (Loss) 2009 *continued*

Reference number	Quantity	Security Description	Opening Trade Date	Closing Trade Date	Sale Proceeds	Original Cost Adjusted Cost	Original Gain/(Loss) Adjusted Gain/(Loss)	Ordinary Income Capital Gain/(Loss)
125010160	539	NIKE INC CL B	05/10/07	03/26/09	\$ 25,298 04	\$ 28,901 18	(\$ 3,603 14)	\$ 0 00
	90		06/12/07		4,224 16	4,806 90	(582 74)	0 00
	143		06/18/07		6,711 72	7,689 11	(977 39)	0 00
	981		12/18/07		46,043 37	61,153 87	(15,110 50)	0 00
	108		12/31/07		5,068 99	6,953 54	(1,884 55)	0 00
	207		01/03/08		9,715 58	12,966 48	(3,250 90)	0 00
125010180	7	NOKIA CORP SPONSORED ADR MorganStanley SmithBarney LLC acted as your agent in this transaction	06/17/08	09/23/09	111 23	179 48	(68 25)	0 00
						179 48	(68 25)	0 00
125010190	32	NOKIA CORP SPONSORED ADR MorganStanley SmithBarney LLC acted as your agent in this transaction	06/17/08	11/17/09	435 18	820 48	(385 30)	0 00
						820 48	(385 30)	0 00
125010200	412	NOKIA CORP SPONSORED ADR MorganStanley SmithBarney LLC acted as your agent in this transaction	06/17/08	12/17/09	5,122 46	10,563 72	(5,441 26)	0 00
						10,563 72	(5,441 26)	0 00
125010340	2 024	NORFOLK SOUTHERN CORP Morgan Stanley Sm th Barney LLC acted as yo ur agent in this transa	08/25/08	09/09/09	99,014 98	141,775 53	(42,760 55)	0 00
						141,775 53	(42,760 55)	0 00
125010550	125	NUCOR CORP	06/12/07	03/02/09	3,878 50	7,608 20	(3,729 70)	0 00
	105		06/18/07		3,257 94	6,583 04	(3,325 10)	0 00
	131		07/02/07		4,064 67	7,837 44	(3,772 77)	0 00
	1,177		12/18/07		36,519 99	68,798 47	(32,278 48)	0 00
	138		12/28/07		4,281 87	8,419 30	(4,137 43)	0 00
						8,419 30	(4,137 43)	0 00

2
0
0
9
Y
E
A
R
E
N
D
S
U
M
M
A
R
Y

CITI GLOBAL IMPACT FUNDING

Account Number 692-72494-14 643

Details of Long Term Gain (Loss) 2009 - continued

Reference number	Quantity	Security Description	Opening Trade Date	Closing Trade Date	Sale Proceeds	Original Cost Adjusted Cost	Original Gain/(Loss) Adjusted Gain/(Loss)	Ordinary Income Capital Gain/(Loss)
	163		12/31/07		\$ 5,057 57	\$ 9,665 02	(\$ 4,607 45)	\$ 0 00
	242		01/03/08		7,508 78	13,903 32	(6,394 54)	0 00
						13,903 32	(6,394 54)	0 00
125010910	180	ORACLE CORP	03/29/07	06/05/09	3,726 35	3,234 44	491 91	0 00
	94	Morgan Stanley Smith Barney LLC acted as your agent in this transaction	04/16/07		1,945 99	3,234 44	491 91	0 00
						1,777 45	168 54	0 00
						1,777 45	168 54	0 00
125010920	60	ORACLE CORP	04/16/07	07/24/09	1,319 97	1,134 55	185 42	0 00
	1,534	Morgan Stanley Smith Barney LLC acted as your agent in this transaction	05/10/07		33,747 12	1,134 55	185 42	0 00
						28,730 44	5,016 68	0 00
						28,730 44	5,016 68	0 00
125010930	50	ORACLE CORP	05/10/07	11/17/09	1,134 02	936 46	197 56	0 00
		Morgan Stanley Smith Barney LLC acted as your agent in this transaction				936 46	197 56	0 00
125010940	341	ORACLE CORP	05/10/07	12/17/09	7,836 66	6,386 62	1,450 04	0 00
	219	Morgan Stanley Smith Barney LLC acted as your agent in this transaction	06/12/07		5,032 93	6,386 62	1,450 04	0 00
	276		06/18/07		6,342 87	4,162 97	869 96	0 00
	216		07/02/07		4,963 98	5,478 60	864 27	0 00
	173		12/18/07		3,975 78	5,478 60	864 27	0 00
						4,311 36	652 62	0 00
						4,311 36	652 62	0 00
						3,605 32	370 46	0 00
						3,605 32	370 46	0 00
125011620	31	PRAXAIR INC	04/16/07	02/18/09	1,986 94	1,979 35	7 59	0 00
	535		05/10/07		34,290 79	1,979 35	7 59	0 00
	37		06/12/07		2,371 51	35,620 30	(1,329 51)	0 00
	76		06/18/07		4,871 22	35,620 30	(1,329 51)	0 00
	59		07/02/07		3,781 60	2,563 36	(191 85)	0 00
	614		12/18/07		39,354 29	2,563 36	(191 85)	0 00
						5,481 88	(610 66)	0 00
						5,481 88	(610 66)	0 00
						4,295 79	(514 19)	0 00
						4,295 79	(514 19)	0 00
						53,499 97	(14,145 68)	0 00
						53,499 97	(14,145 68)	0 00

2
0
0
9
Y
E
A
R
E
N
D
S
U
M
M
A
R
Y

CITI GLOBAL IMPACT FUNDING
Account Number 692-72494-14 643

Details of Long Term Gain (Loss) 2009 - continued

Reference number	Quantity	Security Description	Opening Trade Date	Closing Trade Date	Sale Proceeds	Original Cost Adjusted Cost	Original Gain/(Loss) Adjusted Gain/(Loss)	Ordinary Income Capital Gain/(Loss)
	83		12/28/07		\$ 5,319.88	\$ 7,593.67	(\$ 2,273.79)	\$ 0.00
	108		12/31/07		6,922.25	9,652.82	(2,730.57)	0.00
	104		01/03/08		6,665.87	9,233.64	(2,567.77)	0.00
						9,233.64	(2,567.77)	0.00
125012110	78	REED ELSEVIER NV	12/18/06	05/19/09	1,882.88	3,034.69	(1,151.81)	0.00
						3,034.69	(1,151.81)	0.00
125012120	570	REED ELSEVIER NV Morgan Stanley Smith Barney LLC acted as your agent in this transaction.	12/18/06	06/22/09	12,488.31	22,176.55	(9,688.24)	0.00
						22,176.55	(9,688.24)	0.00
125012130	241	REED ELSEVIER NV Morgan Stanley Smith Barney LLC acted as your agent in this transaction.	12/18/06	06/23/09	5,401.54	9,376.40	(3,974.86)	0.00
						9,376.40	(3,974.86)	0.00
125012140	141 1166	REED ELSEVIER NV Morgan Stanley Smith Barney LLC acted as your agent in this transaction.	12/18/06	10/14/09	3,235.75	5,490.32	(2,254.57)	0.00
	129 8466		01/05/07		2,977.33	5,130.52	(2,153.19)	0.00
	56 3129		03/29/07		1,291.23	2,304.10	(1,012.87)	0.00
	233.7239		08/23/07		5,359.20	9,540.38	(4,181.18)	0.00
	44		03/12/08		1,008.90	1,672.51	(663.61)	0.00
						1,672.51	(663.61)	0.00
125012230	824	REXAM PLC SPONS ADR -NEW-	12/18/07	03/11/09	13,011.70	32,999.30	(19,987.60)	0.00
						32,999.30	(19,987.60)	0.00
125012240	50	REXAM PLC SPONS ADR -NEW-	12/18/07	05/06/09	1,239.96	2,002.39	(762.43)	0.00
						2,002.39	(762.43)	0.00
125012250	79	REXAM PLC SPONS ADR -NEW-	12/18/07	05/19/09	1,842.23	3,163.77	(1,321.54)	0.00
						3,163.77	(1,321.54)	0.00
125012270	96	REXAM PLC SPONS ADR -NEW- Morgan Stanley Smith Barney LLC acted as your agent	12/18/07	09/23/09	2,111.94	3,844.58	(1,732.64)	0.00
						3,844.58	(1,732.64)	0.00

2009 YEAR END SUMMARY

CITI GLOBAL IMPACT FUNDING
Account Number 692-72494-14 643

Details of Long-Term Gain (Loss) 2009 - continued

Reference number	Quantity	Security Description	Opening Trade Date	Closing Trade Date	Sale Proceeds	Original Cost Adjusted Cost	Original Gain/(Loss) Adjusted Gain/(Loss)	Ordinary Income Capital Gain/(Loss)
125012280	50	REXAM PLC SPONS ADR -NEW- MorganStanley SmithBarney LLC acted as your agent	12/18/07	10/20/09	\$ 1,130.97	\$ 2,002.38 \$ 2,002.38	(\$ 871.41) (\$ 871.41)	\$ 0.00 \$ 0.00
125012310	321	RIVERBED TECHNOLOGY INC Morgan Stanley SmithBarney LLC acted as your agent in this transaction	06/09/08	07/02/09	7,292.48	4,817.60 4,817.60	2,474.88 2,474.88	0.00 0.00
125012320	45	RIVERBED TECHNOLOGY INC MorganStanley SmithBarney LLC acted as your agent in this transaction	06/09/08	09/23/09	1,059.72	675.36 675.36	384.36 384.36	0.00 0.00
125012330	93	RIVERBED TECHNOLOGY INC MorganStanley SmithBarney LLC acted as your agent in this transaction	06/09/08	12/17/09	2,023.62	1,395.75 1,395.75	627.87 627.87	0.00 0.00
125012360	127	ROCHE HLDG LTD SPON ADR MorganStanley SmithBarney LLC acted as your agent in this transaction	08/08/08	09/23/09	5,225.91	5,572.62 5,572.62	(346.71) (346.71)	0.00 0.00
125012370	112	ROCHE HLDG LTD SPON ADR MorganStanley SmithBarney LLC acted as your agent in this transaction	08/08/08	11/17/09	4,454.12	4,914.43 4,914.43	(460.31) (460.31)	0.00 0.00
125012380	208	ROCHE HLDG LTD SPON ADR MorganStanley SmithBarney LLC acted as your agent in this transaction	08/08/08	12/17/09	8,658.82	9,126.80 8,126.80	(467.98) (467.98)	0.00 0.00
	211	ROCHE HLDG LTD SPON ADR MorganStanley SmithBarney LLC acted as your agent in this transaction		10/06/08	8,783.70	8,115.70 8,115.70	668.00 668.00	0.00 0.00
125012390	20	ROLLS ROYCE GROUP PLC SPONSORED ADR MorganStanley SmithBarney LLC acted as your agent	07/24/08	09/23/09	786.97	739.23 739.23	47.74 47.74	0.00 0.00
125012400	26	ROLLS ROYCE GROUP PLC SPONSORED ADR MorganStanley SmithBarney LLC acted as your agent	07/24/08	11/17/09	1,064.67	948.52 948.52	116.15 116.15	0.00 0.00

2
0
0
9

Y
E
A
R

E
N
D

S
U
M
M
A
R
Y

CITI GLOBAL IMPACT FUNDING
Account Number 692-72494-14 643

Details of Long Term Gain (Loss) 2009 - *continued*

Reference number	Quantity	Security Description	Opening Trade Date	Closing Trade Date	Sale Proceeds	Original Cost Adjusted Cost	Original Gain/(Loss) Adjusted Gain/(Loss)	Ordinary Income Capital Gain/(Loss)
125012410	75	ROLLS ROYCE GROUP PLC SPONSORED ADR MorganStanley SmithBarney LLC acted as your agent	07/24/08	12/17/09	\$ 2,898 67	\$ 2,736 13 \$ 2,738 13	\$ 162 54 \$ 162 54	\$ 0 00 \$ 0 00
125012640	2,255	SEI INVESTMENTS CO MorganStanley SmithBarney LLC acted as your agent in this transaction	12/30/08	12/31/09	39,544 46	33,723 30 33,723 30	5,821 16 5,821 16	0 00 0 00
125012780	51	SANOFI-AVENTIS SPONS ADR MorganStanley SmithBarney LLC acted as your agent	12/18/06	09/23/09	1,908 12	2,322 38 2,322 38	(414 26) (414 26)	0 00 0 00
125012790	54	SANOFI-AVENTIS SPONS ADR MorganStanley SmithBarney LLC acted as your agent	12/18/06	11/17/09	2,067 60	2,458 99 2,458 99	(391 39) (391 39)	0 00 0 00
125012800	253	SANOFI-AVENTIS SPONS ADR MorganStanley SmithBarney LLC acted as your agent	12/18/06	12/17/09	9,726 34	11,520 84 11,520 84	(1,794 50) (1,794 50)	0 00 0 00
125012940	35	SCHLUMBERGER LTD	12/22/06	05/19/09	1,906 47	2,209 59 2,209 59	(303 12) (303 12)	0 00 0 00
125012950	17	SCHLUMBERGER LTD Morgan Stanley Smi th Barney LLC acted as yo ur agent in this transa	12/22/06	06/12/09	1,022 39	1,073 23 1,073 23	(50 84) (50 84)	0 00 0 00
125012960	321	SCHLUMBERGER LTD Morgan Stanley Smi th Barney LLC acted as yo ur agent in this transa	12/22/06	07/09/09	16,139 47	20,265 12 20,265 12	(4,125 65) (4,125 65)	0 00 0 00
	4		01/05/07		201 11	237 37 237 37	(36 26) (36 26)	0 00 0 00
125012970	17	SCHLUMBERGER LTD MorganStanley SmithBarney LLC acted as your agent in this transaction	01/05/07	09/23/09	1,030 09	1,008 84 1,008 84	21 25 21 25	0 00 0 00
125012980	10	SCHLUMBERGER LTD MorganStanley SmithBarney LLC acted as your agent in this transaction	01/05/07	11/17/09	668 78	593 43 593 43	75 35 75 35	0 00 0 00

2
0
0
9
Y
E
A
R
E
N
D
S
U
M
M
A
R
Y

CITI GLOBAL IMPACT FUNDING

Account Number 692-72494-14 643

Details of Long Term Gain (Loss) 2009: continued

Reference number	Quantity	Security Description	Opening Trade Date	Closing Trade Date	Sale Proceeds	Original Cost Adjusted Cost	Original Gain/(Loss) Adjusted Gain/(Loss)	Ordinary Income Capital Gain/(Loss)
125012990	112	SCHLUMBERGER LTD MorganStanley SmithBarney LLC acted as your agent in this transaction	01/05/07	12/17/09	\$ 7,049 50	\$ 6,646.47 \$ 6,646.47	\$ 403 03 \$ 403 03	\$ 0 00 \$ 0 00
125013140	126	SIEMENS A G SPONS ADR	03/30/06	01/21/09	7,369 65	11,798 11 11,798 11	(4,428 46) (4,428 46)	0 00 0 00
	22		11/14/06		1,286 76	2,101 66 2,101 66	(814 90) (814 90)	0 00 0 00
125013150	21	SIEMENS A G SPONS ADR MorganStanley SmithBarney LLC acted as your agent in this transaction	11/14/06	09/23/09	2,048 30	2,006 13 2,006 13	42 17 42 17	0 00 0 00
125013160	27	SIEMENS A G SPONS ADR MorganStanley SmithBarney LLC acted as your agent in this transaction	11/14/06	11/17/09	2,619 47	2,579 31 2,579 31	40 16 40 16	0 00 0 00
	6		12/07/06		582 10	582 18 582.18	(08) (08)	0 00 0 00
125013170	19	SIEMENS A G SPONS ADR MorganStanley SmithBarney LLC acted as your agent in this transaction	12/07/06	12/17/09	1,679 36	1,843 57 1,843 57	(164 21) (164 21)	0 00 0 00
	43		05/03/07		3,800 67	5,313 62 5,313 62	(1,512 95) (1,512 95)	0 00 0 00
125013480	45	SONY CORP SPON ADR-NEW	12/18/07	05/06/09	1,248 26	2,403 45 2,403 45	(1,155 19) (1,155 19)	0 00 0 00
125013490	435	SONY CORP SPON ADR-NEW Morgan Stanley Smi th Barney LLC acted as yo ur agent in this transa	12/18/07	06/25/09	11,344 94	23,233 40 23,233 40	(11,888 46) (11,888 46)	0 00 0 00
125013500	1	SONY CORP SPON ADR-NEW MorganStanley SmithBarney LLC acted as your agent in this transaction	12/18/07	11/17/09	28 41	53 41 53 41	(25 00) (25 00)	0 00 0 00
125013510	33	SONY CORP SPON ADR-NEW MorganStanley SmithBarney LLC acted as your agent in this transaction	12/18/07	12/17/09	941 79	1,762 53 1,762 53	(820 74) (820 74)	0 00 0 00

2
0
0
9
Y
E
A
R
E
N
D
S
U
M
M
A
R
Y

CITI GLOBAL IMPACT FUNDING
Account Number 692-72494-14 643

Details of Long Term Gain (Loss) 2009 - continued

Reference number	Quantity	Security Description	Opening Trade Date	Closing Trade Date	Sale Proceeds	Original Cost Adjusted Cost	Original Gain/(Loss) Adjusted Gain/(Loss)	Ordinary Income Capital Gain/(Loss)
125013570	928	STATE STREET CORP	08/09/07	03/03/09	\$ 20,326 98	\$ 65,658 60	(\$ 45,331 62)	\$ 0 00
	814		12/18/07		17,829 92	61,809 30	(43,979 38)	0 00
	141		12/31/07		3,088 47	11,432 17	(8,343 70)	0 00
	33		01/03/08		722 83	2,785 20	(2,062.37)	0 00
						2,785 20	(2,082 37)	0 00
125013850	355	TAIWAN SEMICONDUCTOR MFG CO LTD ADR	01/14/08	05/19/09	3,831 77	3,194 67	637 10	0 00
						3,194 67	637 10	0 00
125013860	192	TAIWAN SEMICONDUCTOR MFG CO LTD ADR Morgan Stanley Smith Barney LLC acted as yo	01/14/08	06/12/09	1,920 72	1,727 82	192 90	0 00
						1,727 82	192 90	0 00
125013870	3,423	TAIWAN SEMICONDUCTOR MFG CO LTD ADR Morgan Stanley Smith Barney LLC acted as yo	01/14/08	07/09/09	32,278 06	30,803 86	1,474 20	0 00
						30,803 86	1,474 20	0 00
125013880	0133	TAIWAN SEMICONDUCTOR MFG CO LTD ADR	01/14/08	08/14/09	14	12	02	0 00
	0606	CASH IN LIEU OF 89213 RECORD 07/17/09 PAY 08/14/09	08/05/08		63	59	04	0 00
						59	04	0 00
125013890	149	TAIWAN SEMICONDUCTOR MFG CO LTD ADR MorganStanley SmithBarney LLC acted as your agent	08/05/08	09/23/09	1,607 93	1,446 57	161 36	0 00
						1,446 57	161 36	0 00
125013900	240 1816	TAIWAN SEMICONDUCTOR MFG CO LTD ADR	01/14/08	11/17/09	2,565 43	2,150 66	414 77	0 00
	8 8184	MorganStanley SmithBarney LLC acted as your agent	08/05/08		94 19	85 61	8 58	0 00
						85 61	8 58	0 00
125013910	932 5458	TAIWAN SEMICONDUCTOR MFG CO LTD ADR MorganStanley SmithBarney LLC acted as your agent	08/05/08	12/17/09	10,082 42	9,053 67	1,028 75	0 00
						9,053 67	1,028 75	0 00
125014090	29	TELEFONICA S A SPON ADR MorganStanley SmithBarney LLC acted as your agent in this transaction	07/02/08	09/23/09	2,429 67	2,370 38	59 29	0 00
						2,370 38	59 29	0 00

2
0
0
9
Y
E
A
R
E
N
D
S
U
M
M
A
R
Y

CITI GLOBAL IMPACT FUNDING
Account Number 692-72494-14 643

Details of Long Term Gain (Loss) 2009 - continued

Reference number	Quantity	Security Description	Opening Trade Date	Closing Trade Date	Sale Proceeds	Original Cost Adjusted Cost	Original Gain/(Loss) Adjusted Gain/(Loss)	Ordinary Income Capital Gain/(Loss)
125014100	13	TELEFONICA S A SPON ADR MorganStanley SmithBarney LLC acted as your agent in this transaction	07/02/08	11/17/09	\$ 1,126 81	\$ 1,062 59 \$ 1,062 59	\$ 64 22 \$ 64.22	\$ 0 00 \$ 0 00
125014110	109	TELEFONICA S A SPON ADR MorganStanley SmithBarney LLC acted as your agent in this transaction	07/02/08	12/17/09	8,951 06	8,909 38 8,909 38	41 68 41 68	0 00 0 00
125014170	465	TELENOR ASA ADR REPSTG	04/25/07	02/13/09	8,727 91	26,106 82 26,106 82	(17,378 91) (17,378 91)	0 00 0 00
125014180	50	TELENOR ASA ADR REPSTG MorganStanley SmithBarney LLC acted as your agent	04/25/07	09/23/09	1,685 95	2,807 19 2,807 19	(1,121 24) (1,121 24)	0 00 0 00
125014190	83	TELENOR ASA ADR REPSTG MorganStanley SmithBarney LLC acted as your agent	04/25/07	10/20/09	3,224 46	4,659 93 4,659 93	(1,435 47) (1,435 47)	0 00 0 00
125014200	46	TELENOR ASA ADR REPSTG MorganStanley SmithBarney LLC acted as your agent	04/25/07	11/17/09	1,948 04	2,582 61 2,582 61	(634 57) (634 57)	0 00 0 00
125014210	137	TELENOR ASA ADR REPSTG MorganStanley SmithBarney LLC acted as your agent	04/25/07	12/17/09	5,568 90	7,691 69 7,691 69	(2,122 79) (2,122 79)	0 00 0 00
125014500	748 3333	TIME WARNER INC	05/10/07	05/06/09	18,582 36	36,153 44 36,153 44	(17,571 08) (17,571 08)	0 00 0 00
	113		06/12/07		2,805 98	5,218 87 5,218 87	(2,412 89) (2,412.89)	0 00 0 00
	266 6667		06/18/07		6,621 78	12,611 20 12,611 20	(5,989 42) (5,989 42)	0 00 0 00
	156 6667		06/20/07		3,890 29	7,752 14 7,752.14	(3,861 85) (3,861.85)	0 00 0 00
	206 3333		06/20/07		5,123 59	10,196 23 10,196 23	(5,072 64) (5,072 64)	0 00 0 00

2
0
0
9
Y
E
A
R
E
N
D
S
U
M
M
A
R
Y

Corrected Copy as of 03/31/10
Ref 00009495 00245547

CITI GLOBAL IMPACT FUNDING
Account Number 692-72494-14 643

Details of Long Term Gain (Loss) 2009 - continued

Reference number	Quantity	Security Description	Opening Trade Date	Closing Trade Date	Sale Proceeds	Original Cost Adjusted Cost	Original Gain/(Loss) Adjusted Gain/(Loss)	Ordinary Income Capital Gain/(Loss)
125014510	46	TIME WARNER INC	06/20/07	05/19/09	\$ 1,112.80	\$ 2,273.15	(\$ 1,160.35)	\$ 0.00
	293 3333		11/29/07		7,096.14	\$ 2,273.15	(\$ 1,160.35)	\$ 0.00
	1,407 6667		12/18/07		34,053.39	11,358.38	(4,262.24)	0.00
						11,358.38	(4,262.24)	0.00
						52,569.72	(18,516.33)	0.00
						52,569.72	(18,516.33)	0.00
125014520	494	TIME WARNER INC	12/18/07	06/04/09	12,078.53	18,448.57	(6,370.04)	0.00
	266 6667	Morgan Stanley Smi th Barney LLC acted as yo ur agent in this transa	12/28/07		6,520.13	18,448.57	(6,370.04)	0.00
	175		12/31/07		4,278.83	10,030.95	(3,510.82)	0.00
	400		01/03/08		9,780.19	10,030.95	(3,510.82)	0.00
	190 6667		03/11/08		4,661.89	6,531.48	(2,252.65)	0.00
						6,531.48	(2,252.65)	0.00
						14,739.54	(4,959.35)	0.00
						14,739.54	(4,959.35)	0.00
						6,284.16	(1,622.27)	0.00
						6,284.16	(1,622.27)	0.00
125014530	0984	TIME WARNER CABLE INC	05/10/07	03/27/09	2.69	6.24	(3.55)	0.00
		CASH IN LIEU OF .67322				6.24	(3.55)	0.00
	0149	RECORD 03/12/09 PAY 03/27/09	06/12/07		41	90	(.49)	0.00
						90	(.49)	0.00
	035		06/18/07		96	2.18	(1.22)	0.00
						2.18	(1.22)	0.00
	0206		06/20/07		56	1.34	(.78)	0.00
						1.34	(.78)	0.00
	.0332		06/20/07		91	2.15	(1.24)	0.00
						2.15	(1.24)	0.00
	0385		11/29/07		105	1.96	(.91)	0.00
						1.96	(.91)	0.00
	2499		12/18/07		6.84	12.25	(5.41)	0.00
						12.25	(5.41)	0.00
	035		12/28/07		96	1.73	(.77)	0.00
						1.73	(.77)	0.00
	023		12/31/07		63	1.13	(.50)	0.00
						1.13	(.50)	0.00
	0526		01/03/08		1.44	2.54	(1.10)	0.00
						2.54	(1.10)	0.00
	0251		03/11/08		69	1.08	(.39)	0.00
						1.08	(.39)	0.00

2
0
0
9

Y
E
A
R

E
N
D

S
U
M
M
A
R
Y

CITI GLOBAL IMPACT FUNDING
Account Number 692-72494-14 643

Details of Long Term Gain (Loss) 2009 : continued

Reference number	Quantity	Security Description	Opening Trade Date	Closing Trade Date	Sale Proceeds	Original Cost Adjusted Cost	Original Gain/(Loss) Adjusted Gain/(Loss)	Ordinary Income Capital Gain/(Loss)
125014540	187 7408	TIME WARNER CABLE INC	05/10/07	04/01/09	\$ 4,601 67	\$ 11,905 77	(\$ 7,304 10)	\$ 0 00
	28 3493		06/12/07		694 86	1,718 64	(1,023 78)	0 00
	66 901		06/18/07		1 639 79	4,153 02	(2 513 23)	0 00
	39 3043		06/20/07		963 38	2,552 87	(1,589 49)	0 00
	63 305		06/20/07		1,551 65	4,106 32	(2,554 67)	0 00
	73 591		11/29/07		1,803 77	3,740 46	(1,936 69)	0 00
	477 0874		12/18/07		11,693 78	23,387 21	(11,693 43)	0 00
	66 901		12/28/07		1,639 79	3,303 32	(1,663 53)	0 00
	43 9037		12/31/07		1,076 11	2,150 89	(1,074 78)	0 00
	100 3514		01/03/08		2,459 69	4,853 92	(2,394 23)	0 00
	47 8342		03/11/08		1,172 45	2,069 45	(897 00)	0 00
125014600	34	TOTAL S A SPONS ADR	12/18/06	05/19/09	1,893 27	2,433 79	(540 52)	0 00
						2,433 79	(640 52)	0 00
125014610	18	TOTAL S A SPONS ADR Morgan Stanley Smith Barney LLC acted as your agent in this transaction	12/18/06	06/12/09	1,030 53	1 288 48	(257 95)	0 00
						1,288 48	(257 95)	0 00
125014620	47	TOTAL S A SPONS ADR MorganStanley SmithBarney LLC acted as your agent in this transaction	12/18/06	09/23/09	2,889 64	3,364 35	(474 71)	0 00
						3,364 35	(474 71)	0 00
125014630	47	TOTAL S A SPONS ADR MorganStanley SmithBarney LLC acted as your agent in this transaction	12/18/06	11/17/09	2,979 25	3,364 35	(385 10)	0 00
						3,364 35	(385 10)	0 00

2009 YEAR END SUMMARY

CITI GLOBAL IMPACT FUNDING
Account Number 692-72494-14 643

Details of Long-Term Gain (Loss) 2009 *continued*

Reference number	Quantity	Security Description	Opening Trade Date	Closing Trade Date	Sale Proceeds	Original Cost Adjusted Cost	Original Gain/(Loss) Adjusted Gain/(Loss)	Ordinary Income Capital Gain/(Loss)
125014640	145	TOTAL S A SPONS ADR MorganStanley SmithBarney LLC acted as your agent in this transaction	12/18/06	12/17/09	\$ 8,985 77	\$ 10,379 39 \$ 10,379 39	(\$ 1,393 62) (\$ 1,393 62)	\$ 0 00 \$ 0 00
125014900	396	UNILEVER NV NY SHS-NEW	02/06/08	05/19/09	9,310 51	12,518 23 12,518 23	(3,207 72) (3,207 72)	0 00 0 00
125014910	439	UNILEVER NV NY SHS-NEW Morgan Stanley Smi th Barney LLC acted as yo ur agent in this transe	02/06/08	07/09/09	10,657 02	13,877 54 13,877.54	(3,220 52) (3,220 52)	0 00 0 00
125014920	202	UNILEVER NV NY SHS-NEW MorganStanley SmithBarney LLC acted as your agent in this transaction	02/06/08	11/17/09	6,472 42	6,385 56 6,385 56	86 86 86 86	0 00 0 00
125014930	58	UNILEVER NV NY SHS-NEW MorganStanley SmithBarney LLC	02/06/08	12/17/09	1,839 83	1,833 48 1,833 48	6 35 6 35	0 00 0 00
	322	acted as your agent in this transaction	02/07/08		10 214 22	9,869 46 9,869 46	344 76 344 76	0 00 0 00
	263		03/18/08		8,342 67	8,464 26 8,464 26	(121 59) (121 59)	0 00 0 00
125015060	24	UNITED TECHNOLOGIES CORP	01/31/07	05/06/09	1,251 19	1,602 24 1,602 24	(351 05) (351 05)	0 00 0 00
125015070	114	UNITED TECHNOLOGIES CORP	03/29/07	05/19/09	5,988 97	7,414 25 7,414 25	(1,425 28) (1,425 28)	0 00 0 00
	45		04/16/07		2,364 07	2,958 75 2,958 75	(594 68) (594 68)	0 00 0 00
	528		05/10/07		27,738 40	35,966 36 35,966 36	(8,227 96) (8,227 96)	0 00 0 00
	41		06/12/07		2,153 93	2,882 30 2,882.30	(728 37) (728 37)	0 00 0 00
	91		06/18/07		4,780 67	6,564 74 6,564 74	(1,784 07) (1,784 07)	0 00 0 00
	60		07/02/07		3,152 09	4,344 00 4,344 00	(1,191 91) (1,191 91)	0 00 0 00
	853		12/18/07		44,812 22	64,116 60 64,116 60	(19,304 38) (19,304.38)	0 00 0 00

2
0
0
9
Y
E
A
R
E
N
D
S
U
M
M
A
R
Y

Corrected Copy as of 03/31/10
Ref 00009495 00245550

CITI GLOBAL IMPACT FUNDING
Account Number 692-72494-14 643

Details of Long Term Gain (Loss) 2009 - continued

Reference number	Quantity	Security Description	Opening Trade Date	Closing Trade Date	Sale Proceeds	Original Cost Adjusted Cost	Original Gain/(Loss) Adjusted Gain/(Loss)	Ordinary Income Capital Gain/(Loss)
	103		12/31/07		\$ 5,411.09	\$ 7,880.73	(\$ 2,469.64)	\$ 0.00
	8		01/03/08		420.28	613.02	(192.74)	0.00
						613.02	(192.74)	0.00
125015080	30	UNITED TECHNOLOGIES CORP	01/31/07	05/19/09	1,575.92	2,002.80	(426.88)	0.00
						2,002.80	(426.88)	0.00
	28		03/23/07		1,470.86	1,869.28	(398.42)	0.00
						1,869.28	(398.42)	0.00
	12		03/29/07		630.36	780.45	(150.09)	0.00
						780.45	(150.09)	0.00
125015160	200	UNIVERSAL HEALTH SERVICES INC CLASS B	10/14/08	11/02/09	11,379.77	9,581.57	1,798.20	0.00
						9,581.57	1,798.20	0.00
	352	MorganStanley SmithBarney LLC acted as your agent	10/28/08		20,028.39	12,487.02	7,541.37	0.00
						12,487.02	7,541.37	0.00
125015180	233	VCA ANTECH INC Morgan Stanley SmithBarney LLC acted as your agent in this transaction	04/23/08	08/13/09	6,112.37	6,533.58	(421.21)	0.00
						6,533.58	(421.21)	0.00
	431		04/24/08		11,306.56	13,058.57	(1,752.01)	0.00
						13,058.57	(1,752.01)	0.00
125015190	277	VCA ANTECH INC MorganStanley SmithBarney LLC acted as your agent in this transaction	04/24/08	11/05/09	6,368.61	8,392.63	(2,024.02)	0.00
						8,392.63	(2,024.02)	0.00
125015200	15	VCA ANTECH INC MorganStanley SmithBarney LLC acted as your agent in this transaction	04/24/08	11/17/09	354.89	454.47	(99.58)	0.00
						454.47	(99.58)	0.00
125015390	53	VARIAN MEDICAL SYSTEMS INC	12/27/06	05/19/09	1,870.99	2,516.85	(645.86)	0.00
						2,516.85	(645.86)	0.00
125015400	54	VARIAN MEDICAL SYSTEMS INC Morgan Stanley SmithBarney LLC acted as your agent in this transaction	12/27/06	06/12/09	2,050.54	2,564.34	(513.80)	0.00
						2,564.34	(513.80)	0.00
125015410	401	VARIAN MEDICAL SYSTEMS INC Morgan Stanley SmithBarney LLC acted as your agent in this transaction	12/27/06	07/20/09	13,261.85	19,042.61	(5,780.76)	0.00
						19,042.61	(5,780.76)	0.00
	109		01/05/07		3,604.84	5,217.83	(1,612.99)	0.00
						5,217.83	(1,612.99)	0.00
	33		05/05/08		1,091.37	1,545.77	(454.40)	0.00
						1,545.77	(454.40)	0.00

2009 YEAR END SUMMARY

CITI GLOBAL IMPACT FUNDING
Account Number 692-72494-14 643

Details of Long Term Gain (Loss) 2009 - continued

Reference number	Quantity	Security Description	Opening Trade Date	Closing Trade Date	Sale Proceeds	Original Cost Adjusted Cost	Original Gain/(Loss) Adjusted Gain/(Loss)	Ordinary Income Capital Gain/(Loss)
125015680	287	VODAFONE GROUP PLC SPONS ADR NEW	07/12/06	05/26/09	\$ 5,384 67	\$ 7,009 85 \$ 7,009 85	(\$ 1,625 18) (\$ 1,625 18)	\$ 0 00 \$ 0 00
125015690	230	VODAFONE GROUP PLC SPONS ADR NEW MorganStanley SmithBarney LLC acted as your agent	07/12/06	09/23/09	5,439 82	5,617 65 5,617 65	(177 83) (177 83)	0 00 0 00
125015700	177	VODAFONE GROUP PLC SPONS ADR NEW MorganStanley SmithBarney LLC acted as your agent	07/12/06	11/17/09	4,168 86	4,323 15 4,323 15	(154 29) (154 29)	0 00 0 00
125015710	441	VODAFONE GROUP PLC SPONS ADR NEW	07/12/06	12/17/09	10,077 03	10,771 24 10,771 24	(694 21) (694 21)	0 00 0 00
	305	MorganStanley SmithBarney LLC acted as your agent	11/14/06		6,969 38	7,850 70 7,850 70	(881 32) (881 32)	0 00 0 00
125015850	553	WAL-MART STORES INC Morgan Stanley Smi th Barney LLC acted as yo ur agent in this transa	05/27/08	07/13/09	26,433 88	31,125 11 31,125 11	(4 691 23) (4,691 23)	0 00 0 00
125016080	3,657	YUM BRANDS INC	03/10/08	04/09/09	110,483 91	128,773 94 128,773 94	(18,290 03) (18,290 03)	0 00 0 00
125016090	562	YUM BRANDS INC Morgan Stanley Smi th Barney LLC acted as yo ur agent in this transa	03/10/08	07/27/09	19,067 21	19,789 71 19,789 71	(722 50) (722 50)	0 00 0 00
Total					\$ 4,264,376 40	\$ 5,622,690 33 \$ 5,622,690 33	(\$ 1,398,539 27) (\$ 1,398,539 27)	\$ 0 00 \$ 0 00

2
0
0
9

Y
E
A
R

E
N
D

S
U
M
M
A
R
Y

CITI GLOBAL IMPACT FUNDING

Account Number 692-72495-13 643

Details of Short Term Gain (Loss) 2009

This section shows your sales of securities during the year. The "Sale Proceeds" column excludes any accrued income you may have received. In addition, although cash in lieu less than \$20 is not included on Form 1099-B (if applicable), it is included in this section. Please note, this material is being prepared for informational purposes only and should not be used for tax preparation without the assistance of your tax advisor. For additional information regarding this section see enclosed brochure.

Reference number	Quantity	Security Description	Opening Trade Date	Closing Trade Date	Sale Proceeds	Original Cost Adjusted Cost	Original Gain/(Loss) Adjusted Gain/(Loss)	Ordinary Income Capital Gain/(Loss)
125000010	240	AMDOCS LTD	11/05/08	02/04/09	\$ 4,234.77	\$ 5,777.50 \$ 6,777.50	(\$ 1,542.73) (\$ 1,542.73)	\$ 0.00 \$ 0.00
125000020	726	AMDOCS LTD	10/10/08	03/04/09	12,169.87	17,400.48 17,400.48	(5,230.61) (5,230.61)	0.00 0.00
125000030	323	AMDOCS LTD	10/10/08	03/24/09	5,626.69	7,741.53 7,741.53	(2,114.84) (2,114.84)	0.00 0.00
	510		11/05/08		8,884.25	12,277.18 12,277.18	(3,392.93) (3,392.93)	0.00 0.00
125000040	466	AMDOCS LTD	11/05/08	06/24/09	9,471.02	11,217.97 11,217.97	(1,746.95) (1,746.95)	0.00 0.00
	353	Morgan Stanley Smith Barney LLC acted as your agent in this transaction	12/30/08		7,174.40	6,409.07 6,409.07	765.33 765.33	0.00 0.00
	16		01/21/09		325.18	295.95 295.95	29.23 29.23	0.00 0.00
125000050	209	AMDOCS LTD Morgan Stanley Smith Barney LLC acted as your agent in this transaction	01/21/09	11/05/09	5,629.52	3,865.87 3,865.87	1,763.65 1,763.65	0.00 0.00
125000120	263	BUNGE LIMITED	12/30/08	03/04/09	12,456.40	13,009.35 13,009.35	(552.95) (552.95)	0.00 0.00
125000130	182	BUNGE LIMITED	12/30/08	04/08/09	10,142.23	9,002.67 9,002.67	1,139.56 1,139.56	0.00 0.00
125000140	61	BUNGE LIMITED	12/30/08	05/19/09	3,594.29	3,017.38 3,017.38	576.91 576.91	0.00 0.00
125000150	24	BUNGE LIMITED	12/30/08	07/20/09	1,576.57	1,187.16 1,187.16	389.41 389.41	0.00 0.00
	193	Morgan Stanley Smith Barney LLC acted as your agent in this transaction	06/03/09		12,678.25	12,756.28 12,756.28	(78.03) (78.03)	0.00 0.00
125000160	17	BUNGE LIMITED Morgan Stanley Smith Barney LLC acted as your agent in this transaction	12/30/08	09/23/09	1,067.40	840.91 840.91	226.49 226.49	0.00 0.00

2
0
0
9

Y
E
A
R

E
N
D

S
U
M
M
A
R
Y

Corrected Copy as of 03/31/10
Ref 00009496 00245607

CITI GLOBAL IMPACT FUNDING
Account Number 692-72495-13 643

Details of Short Term Gain (Loss) 2009 - *continued*

Reference number	Quantity	Security Description	Opening Trade Date	Closing Trade Date	Sale Proceeds	Original Cost Adjusted Cost	Original Gain/(Loss) Adjusted Gain/(Loss)	Ordinary Income Capital Gain/(Loss)
125000170	35	BUNGE LIMITED MorganStanley SmithBarney LLC acted as your agent in this transaction	12/30/08	10/20/09	\$ 2,340.03	\$ 1,731.28 \$ 1,731.28	\$ 608.75 \$ 608.75	\$ 0.00 \$ 0.00
125000180	4	BUNGE LIMITED MorganStanley SmithBarney LLC acted as your agent in this transaction	12/30/08	10/27/09	245.79	197.86 197.86	47.93 47.83	0.00 0.00
125000190	281	BUNGE LIMITED MorganStanley SmithBarney LLC acted as your agent in this transaction.	12/30/08	12/17/09	17,775.26	13,899.72 13,899.72	3,875.54 3,875.54	0.00 0.00
125000200	5	COOPER INDUSTRIES PLC DUBLIN-USD MorganStanley SmithBarney LLC acted as your agent	12/30/08	09/23/09	186.85	143.14 143.14	43.71 43.71	0.00 0.00
125000210	404	COOPER INDUSTRIES PLC DUBLIN-USD MorganStanley SmithBarney LLC acted as your agent	12/30/08	12/07/09	17,918.26	11,565.59 11,565.59	6,352.67 6,352.67	0.00 0.00
125000220	157	COOPER INDS LTD CL A NEW (BERMUDA)	12/30/08	02/04/09	4,233.48	4,494.55 4,494.55	(261.07) (261.07)	0.00 0.00
125000230	194	COOPER INDS LTD CL A NEW (BERMUDA)	12/30/08	03/04/09	4,169.61	5,553.77 5,553.77	(1,384.16) (1,384.16)	0.00 0.00
125000240	629	COOPER INDS LTD CL A NEW (BERMUDA)	12/30/08	04/08/09	16,121.16	18,006.82 18,006.82	(1,885.66) (1,885.66)	0.00 0.00
125000250	105	COOPER INDS LTD CL A NEW (BERMUDA)	12/30/08	05/19/09	3,560.45	3,005.91 3,005.91	554.54 554.54	0.00 0.00
125000260	371	COOPER INDS LTD CL A NEW (BERMUDA) Morgan Stanley Smi th Barney LLC acted as yo	12/30/08	07/20/09	12,010.63	10,620.88 10,620.88	1,389.75 1,389.75	0.00 0.00
125000270	67	EVEREST REINSURANCE GP LTD	12/30/08	03/04/09	4,219.63	5,079.32 5,079.32	(859.69) (859.69)	0.00 0.00
125000280	97	EVEREST REINSURANCE GP LTD	12/30/08	04/08/09	7,184.60	7,353.65 7,353.65	(169.05) (169.05)	0.00 0.00

2
0
0
9
Y
E
A
R
E
N
D
S
U
M
M
A
R
Y

Corrected Copy as of 03/31/10
Ref 00009496 00245608

CITI GLOBAL IMPACT FUNDING
Account Number 692-72495-13 643

Details of Short Term Gain (Loss) 2009 - continued

Reference number	Quantity	Security Description	Opening Trade Date	Closing Trade Date	Sale Proceeds	Original Cost Adjusted Cost	Original Gain/(Loss) Adjusted Gain/(Loss)	Ordinary Income Capital Gain/(Loss)
125000290	119	EVEREST REINSURANCE GP LTD Morgan Stanley Smith Barney LLC acted as your agent in this transaction	12/30/08	07/20/09	\$ 9,044.99	\$ 9,021.48 \$ 9,021.48	\$ 23.51 \$ 23.51	\$ 0.00 \$ 0.00
125000300	7	EVEREST REINSURANCE GP LTD Morgan Stanley Smith Barney LLC acted as your agent in this transaction	12/30/08	09/23/09	599.81	530.68 530.68	69.13 69.13	0.00 0.00
125000310	183	EVEREST REINSURANCE GP LTD Morgan Stanley Smith Barney LLC acted as your agent in this transaction	12/30/08	10/16/09	16,723.15	13,873.37 13,873.37	2,849.78 2,849.78	0.00 0.00
125000320	19	EVEREST REINSURANCE GP LTD Morgan Stanley Smith Barney LLC acted as your agent in this transaction	12/30/08	10/30/09	1,661.96	1,440.41 1,440.41	221.55 221.55	0.00 0.00
71	04/01/09		6,210.49	5,072.24 5,072.24	1,138.25 1,138.25	0.00 0.00		
78	04/03/09		6,822.79	5,608.98 5,608.98	1,213.81 1,213.81	0.00 0.00		
76	04/09/09		6,647.84	5,616.40 5,616.40	1,031.44 1,031.44	0.00 0.00		
125000330	158	NOBLE CORP-NEW (CAYMAN ISLANDS)	01/21/09	02/04/09	4,243.06	3,628.79 3,628.79	614.27 614.27	0.00 0.00
125000340	684	NOBLE CORP-NEW (CAYMAN ISLANDS)	12/30/08	03/04/09	16,641.62	14,788.01 14,788.01	1,853.61 1,853.61	0.00 0.00
125000350	66	PARTNERRE LTD -BMD	12/30/08	02/04/09	4,225.95	4,602.63 4,602.63	(376.68) (376.68)	0.00 0.00
125000360	70	PARTNERRE LTD -BMD	12/30/08	03/04/09	4,120.87	4,881.58 4,881.58	(760.71) (760.71)	0.00 0.00
125000370	1,315	PARTNERRE LTD -BMD	12/30/08	03/25/09	79,345.34	91,703.89 91,703.89	(12,358.55) (12,358.55)	0.00 0.00
217	01/21/09		13,093.49	14,512.31 14,512.31	(1,418.82) (1,418.82)	0.00 0.00		
125000380	15	SEAGATE TECHNOLOGY -USD Morgan Stanley Smith Barney LLC acted as your agent	07/28/09	10/27/09	230.60	187.81 187.81	42.79 42.79	0.00 0.00
125000390	772	WEATHERFORD INTL LTD NEW (BERMUDA)	01/21/09	02/04/09	8,456.44	8,111.41 8,111.41	345.03 345.03	0.00 0.00

2
0
0
9
Y
E
A
R
E
N
D
S
U
M
M
A
R
Y

Corrected Copy as of 03/31/10
Ref 00009496 00245609

CITI GLOBAL IMPACT FUNDING
Account Number 692-72495-13 643

Details of Short Term Gain (Loss) 2009 - continued

Reference number	Quantity	Security Description	Opening Trade Date	Closing Trade Date	Sale Proceeds	Original Cost Adjusted Cost	Original Gain/(Loss) Adjusted Gain/(Loss)	Ordinary Income Capital Gain/(Loss)
125000400	96	ACE LIMITED	12/30/08	02/04/09	\$ 4,252.77	\$ 4,991.17 \$ 4,991.17	(\$ 738.40) (\$ 738.40)	\$ 0.00 \$ 0.00
125000410	256	ACE LIMITED	12/30/08	02/05/09	11,100.86	13,309.80 13,309.80	(2,208.94) (2,208.94)	0.00 0.00
125000420	527	ACE LIMITED	12/30/08	02/09/09	23,716.81	27,399.47 27,399.47	(3,682.66) (3,682.66)	0.00 0.00
125000430	61	ACE LIMITED	12/30/08	04/16/09	2,819.46	3,171.48 3,171.48	(352.02) (352.02)	0.00 0.00
125000440	289	ACE LIMITED	12/30/08	04/27/09	12,999.46	15,025.51 15,025.51	(2,026.05) (2,026.05)	0.00 0.00
125000450	34	ACE LIMITED Morgan Stanley Smith Barney LLC acted as your agent in this transaction	12/30/08	07/20/09	1,494.69	1,767.71 1,767.71	(273.02) (273.02)	0.00 0.00
125000460	9	ACE LIMITED Morgan Stanley Smith Barney LLC acted as your agent in this transaction	12/30/08	09/23/09	454.66	467.92 467.92	(13.26) (13.26)	0.00 0.00
125000470	63	ACE LIMITED Morgan Stanley Smith Barney LLC acted as your agent in this transaction	12/30/08	10/16/09	3,449.32	3,275.46 3,275.46	173.86 173.86	0.00 0.00
125000480	51	ALCON INC	12/30/08	02/04/09	4,319.16	4,379.54 4,379.54	(60.38) (60.38)	0.00 0.00
125000490	50	ALCON INC	12/30/08	03/04/09	4,175.47	4,293.67 4,293.67	(118.20) (118.20)	0.00 0.00
125000500	75	ALCON INC	12/30/08	04/08/09	7,016.06	6,440.51 6,440.51	575.55 575.55	0.00 0.00
125000510	30	ALCON INC	12/30/08	04/16/09	2,780.92	2,576.20 2,576.20	204.72 204.72	0.00 0.00
125000520	104	ALCON INC	12/30/08	04/27/09	10,144.41	8,930.83 8,930.83	1,213.58 1,213.58	0.00 0.00
125000530	23	ALCON INC Morgan Stanley Smith Barney LLC acted as your agent in this transaction	12/30/08	07/20/09	2,780.63	1,975.09 1,975.09	805.54 805.54	0.00 0.00
	57	ALCON INC Morgan Stanley Smith Barney LLC acted as your agent in this transaction	04/09/09		6,891.12	5,418.93 5,418.93	1,472.19 1,472.19	0.00 0.00

2
0
0
9
Y
E
A
R
E
N
D
S
U
M
M
A
R
Y

CITI GLOBAL IMPACT FUNDING
Account Number 692-72495-13 643

Details of Short Term Gain (Loss) 2009 - continued

Reference number	Quantity	Security Description	Opening Trade Date	Closing Trade Date	Sale Proceeds	Original Cost Adjusted Cost	Original Gain/(Loss) Adjusted Gain/(Loss)	Ordinary Income Capital Gain/(Loss)
125000540	12	ALCON INC MorganStanley SmithBarney LLC acted as your agent in this transaction	12/30/08	09/23/09	\$ 1,721 71	\$ 1,030 48 \$ 1,030 48	\$ 691 23 \$ 691.23	\$ 0 00 \$ 0.00
125000550	1,565	WEATHERFORD INTERNATIONAL LTD -CHF	12/30/08	03/04/09	16,747 28	16,283 04 16,283 04	464 24 464 24	0 00 0.00
125000560	200	WEATHERFORD INTERNATIONAL LTD -CHF	12/30/08	04/16/09	2,894 52	2,080 90 2,080 80	813 62 813 62	0 00 0.00
125000570	1,312	WEATHERFORD INTERNATIONAL LTD -CHF	12/30/08	04/27/09	21,455 89	13,650 70 13,650 70	7,805 19 7,805 18	0 00 0.00
125000580	201	WEATHERFORD INTERNATIONAL LTD -CHF	12/30/08	05/06/09	3,847 64	2,091 30 2,091 30	1,756 34 1,756 34	0 00 0.00
125000590	186	WEATHERFORD INTERNATIONAL LTD -CHF	12/30/08	05/19/09	3,662 98	1,935 24 1,935 24	1,727 74 1,727 74	0 00 0.00
125000600	146	WEATHERFORD INTERNATIONAL LTD -CHF Morgan Stanley Smi th Barney LLC acted as yo	12/30/08	06/12/09	3,293 92	1,519 06 1,519 06	1,774 86 1,774.86	0 00 0.00
125000610	76	WEATHERFORD INTERNATIONAL LTD -CHF Morgan Stanley Smi th Barney LLC acted as yo	05/26/09	07/20/09	1,414 19	1,447 82 1,447 82	(33 63) (33 63)	0 00 0.00
125000620	184	WEATHERFORD INTERNATIONAL LTD -CHF MorganStanley SmithBarney LLC acted as your agent	12/30/08	09/23/09	4,046 51	1,914 43 1,914 43	2,132 08 2,132 08	0 00 0.00
125000630	575	WEATHERFORD INTERNATIONAL LTD -CHF MorganStanley SmithBarney LLC acted as your agent	12/30/08	10/19/09	11,393 79	5,982 59 5,982 59	5,411 20 5,411.20	0 00 0.00
125000640	226	NOBLE CORPORATION-CHF	12/30/08	04/27/09	6,244 39	4 886 10 4,886 10	1,358 29 1,358 29	0 00 0.00
125000650	238	NOBLE CORPORATION-CHF	12/30/08	05/19/09	7,137 50	5,145 54 5,145 54	1,991 96 1,991 86	0 00 0.00
125000660	47	NOBLE CORPORATION-CHF Morgan Stanley Smi th Barney LLC acted as yo ur agent in this transa	12/30/08	06/12/09	1,706 14	1,016 13 1,016 13	690 01 690 01	0 00 0.00

2
0
0
9
Y
E
A
R
E
N
D
S
U
M
M
A
R
Y

Corrected Copy as of 03/31/10
Ref 00009496 00245611

CITI GLOBAL IMPACT FUNDING
Account Number 692-72495-13 643

Details of Short Term Gain (Loss) 2009 - continued

Reference number	Quantity	Security Description	Opening Trade Date	Closing Trade Date	Sale Proceeds	Original Cost Adjusted Cost	Original Gain/(Loss) Adjusted Gain/(Loss)	Ordinary Income Capital Gain/(Loss)
125000670	299	NOBLE CORPORATION-CHF	12/30/08	06/22/09	\$ 9,372.51	\$ 6,464.35	\$ 2,908.16	\$ 0.00
	69	Morgan Stanley Smith Barney LLC acted as your agent in this transaction	01/21/09		2,162.89	1,584.72	578.17	0.00
	33		04/01/09		1,034.42	800.58	233.84	0.00
						800.58	233.84	0.00
125000680	187	NOBLE CORPORATION-CHF	04/01/09	07/06/09	5,320.39	4,536.60	783.79	0.00
	202	Morgan Stanley Smith Barney LLC acted as your agent in this transaction	05/11/09		5,747.15	4,536.60	783.79	0.00
						5,971.52	(224.37)	0.00
						5,971.52	(224.37)	0.00
125000690	3	NOBLE CORPORATION-CHF	05/11/09	10/27/09	129.20	88.69	40.51	0.00
		Morgan Stanley Smith Barney LLC acted as your agent in this transaction				88.69	40.51	0.00
125000700	230	TRANSOCEAN LTD SWITZERLAND NEW	09/19/08	02/04/09	12,671.54	28,568.62	(15,897.08)	0.00
						28,568.62	(15,897.08)	0.00
125000710	360	TRANSOCEAN LTD SWITZERLAND NEW	09/19/08	03/04/09	20,475.96	44,716.10	(24,240.14)	0.00
						44,716.10	(24,240.14)	0.00
125000720	42	TRANSOCEAN LTD SWITZERLAND NEW	09/19/08	04/16/09	2,810.98	5,216.88	(2,405.90)	0.00
						5,216.88	(2,405.90)	0.00
125000730	51	TRANSOCEAN LTD SWITZERLAND NEW	09/19/08	05/06/09	3,834.82	6,334.78	(2,499.96)	0.00
						6,334.78	(2,499.96)	0.00
125000740	50	TRANSOCEAN LTD SWITZERLAND NEW	09/19/08	05/19/09	3,650.00	6,210.57	(2,560.57)	0.00
						6,210.57	(2,560.57)	0.00
125000750	61	TRANSOCEAN LTD SWITZERLAND NEW	09/19/08	06/12/09	5,052.65	7,576.90	(2,524.25)	0.00
		Morgan Stanley Smith Barney LLC acted as your agent				7,576.90	(2,524.25)	0.00
125000760	170	TRANSOCEAN LTD SWITZERLAND NEW	09/19/08	07/20/09	12,726.89	21,115.94	(8,389.05)	0.00
		Morgan Stanley Smith Barney LLC acted as your agent				21,115.94	(8,389.05)	0.00
125000780	91	TRANSOCEAN LTD SWITZERLAND NEW	12/30/08	10/12/09	8,237.79	4,212.06	4,025.73	0.00
		Morgan Stanley Smith Barney LLC acted as your agent				4,212.06	4,025.73	0.00

2009 YEAR END SUMMARY

Corrected Copy as of 03/31/10
Ref 00009496 00245612

CITI GLOBAL IMPACT FUNDING
Account Number 692-72495-13 643

2
0
0
9
Y
E
A
R
E
N
D
S
U
M
M
A
R
Y

Details of Short Term Gain (Loss) 2009 - continued

Reference number	Quantity	Security Description	Opening Trade Date	Closing Trade Date	Sale Proceeds	Original Cost Adjusted Cost	Original Gain/(Loss) Adjusted Gain/(Loss)	Ordinary Income Capital Gain/(Loss)
125000790	32	TYCO ELECTRONICS LTD MorganStanley SmithBarney LLC acted as your agent in this transaction	07/21/09	09/23/09	\$ 749 43	\$ 621 96 \$ 621 96	\$ 127 47 \$ 127 47	\$ 0 00 \$ 0 00
125000800	17	TYCO ELECTRONICS LTD MorganStanley SmithBarney LLC acted as your agent in this transaction	07/21/09	10/27/09	377 56	330 42 330 42	47 14 47 14	0 00 0 00
125000810	5	CHECK POINT SOFTWARE TECH	12/30/08	02/04/09	112 75	94 57 94 57	18 18 18 18	0 00 0 00
	182		01/21/09		4,104 26	3,912.64 3,912 64	191 62 191 62	0 00 0 00
125000820	371	CHECK POINT SOFTWARE TECH	12/30/08	03/04/09	8,147 85	7,017 21 7,017 21	1,130 64 1,130 64	0 00 0 00
125000830	680	CHECK POINT SOFTWARE TECH	12/30/08	03/30/09	14,682 47	12,861 72 12,861 72	1,820 75 1,820 75	0 00 0 00
125000840	615	CHECK POINT SOFTWARE TECH	12/30/08	04/08/09	14 477 95	11,632 30 11,632 30	2,845 65 2,845 65	0 00 0 00
125000850	228	CHECK POINT SOFTWARE TECH	12/30/08	04/16/09	5,565 56	4,312 46 4,312 46	1,253 10 1,253 10	0 00 0 00
125000860	82	CHECK POINT SOFTWARE TECH	12/30/08	05/06/09	1,882 17	1,550 97 1,550 97	331 20 331 20	0 00 0 00
125000870	153	CHECK POINT SOFTWARE TECH	12/30/08	05/19/09	3,627 84	2 893 89 2,893 88	733 95 733 95	0 00 0 00
125000880	72	CHECK POINT SOFTWARE TECH Morgan Stanley SmithBarney LLC acted as your agent in this transaction	12/30/08	06/12/09	1 731 55	1,361 83 1,361 83	369 72 369 72	0 00 0 00
125000890	536	CHECK POINT SOFTWARE TECH Morgan Stanley SmithBarney LLC acted as your agent in this transaction	12/30/08	07/09/09	11,968 57	10,138 06 10,138 06	1,830 51 1,830 51	0 00 0 00
125000900	340	CHECK POINT SOFTWARE TECH Morgan Stanley SmithBarney LLC acted as your agent in this transaction	04/09/09	07/20/09	8,282 86	8,237 52 8,237 52	45 34 45 34	0 00 0 00

Corrected Copy as of 03/31/10
Ref 00009496 00245613

CITI GLOBAL IMPACT FUNDING
Account Number 692-72495-13 643

Details of Short Term Gain (Loss) 2009 - continued

Reference number	Quantity	Security Description	Opening Trade Date	Closing Trade Date	Sale Proceeds	Original Cost Adjusted Cost	Original Gain/(Loss) Adjusted Gain/(Loss)	Ordinary Income Capital Gain/(Loss)
125000910	37	CHECK POINT SOFTWARE TECH MorganStanley SmithBarney LLC acted as your agent in this transaction	12/30/08	09/23/09	\$ 1,036 44	\$ 699 83 \$ 699 83	\$ 336 61 \$ 336 61	\$ 0 00 \$ 0 00
125000920	31	CHECK POINT SOFTWARE TECH MorganStanley SmithBarney LLC acted as your agent in this transaction	12/30/08	10/20/09	936 54	586 34 586 34	350 20 350 20	0 00 0 00
125000930	732	QIAGEN-EUR	01/21/09	02/04/09	12,673 77	12,903 70 12,903 70	(229 93) (229 93)	0 00 0 00
125000940	510	QIAGEN-EUR	12/30/08	03/04/09	8,175 30	8,828 10 8,828 10	(652 80) (652 80)	0 00 0 00
125000950	3,805	QIAGEN-EUR	12/30/08	03/18/09	60,489 65	65,864 55 65,864 55	(5,374 90) (5,374 90)	0 00 0 00
125000960	182	QIAGEN-EUR	12/30/08	04/16/09	2,850 06	3,150 42 3,150 42	(300 36) (300 36)	0 00 0 00
125000970	119	QIAGEN-EUR	12/30/08	05/06/09	1,919 42	2,059 89 2,059 89	(140 47) (140 47)	0 00 0 00
125000980	537	QIAGEN-EUR Morgan Stanley Smi th Barney LLC acted as yo ur agent in this transe	01/21/09	07/20/09	9,876 24	9,466 24 9,466 24	410 00 410 00	0 00 0 00
125000990	6	QIAGEN-EUR MorganStanley SmithBarney LLC acted as your agent in this transaction	12/30/08	09/23/09	128 69	103 86 103 86	24 83 24 83	0 00 0 00
125001000	19	QIAGEN-EUR MorganStanley SmithBarney LLC acted as your agent in this transaction	12/30/08	10/27/09	410 38	328 89 328 89	81 49 81 49	0 00 0 00
125001020	22	FLEXTRONICS INTL LTD USD	06/09/08	05/28/09	77 68	238 67 238 67	(160 99) (160 99)	0 00 0 00
125001030	956	AFLAC INC	12/30/08	03/23/09	19,237 67	43,035.97 43,035 97	(23,798 30) (23,798 30)	0 00 0 00
125001040	393	AFLAC INC	12/30/08	04/08/09	8,021 31	17,691 56 17,691 56	(9,670.25) (9,670 25)	0 00 0 00

2
0
0
9
Y
E
A
R
E
N
D
S
U
M
M
A
R
Y

Corrected Copy as of 03/31/10
Ref 00009496 00245614

CITI GLOBAL IMPACT FUNDING
Account Number 692-72495-13 643

Details of Short Term Gain (Loss) 2009 - continued

Reference number	Quantity	Security Description	Opening Trade Date	Closing Trade Date	Sale Proceeds	Original Cost Adjusted Cost	Original Gain/(Loss) Adjusted Gain/(Loss)	Ordinary Income Capital Gain/(Loss)
125001050	110	AFLAC INC	12/30/08	04/16/09	\$ 2,970.14	\$ 4,951.84 \$ 4,951.84	(\$ 1,981.70) (\$ 1,981.70)	\$ 0.00 \$ 0.00
125001060	514	AFLAC INC	12/30/08	04/27/09	14,444.05	23,138.58 23,138.58	(8,694.53) (8,694.53)	0.00 0.00
125001070	101	AFLAC INC	12/30/08	05/19/09	3,510.86	4,546.69 4,546.69	(1,035.83) (1,035.83)	0.00 0.00
125001080	38	AFLAC INC MorganStanley SmithBarney LLC acted as your agent in this transaction	12/30/08	09/23/09	1,624.45	1,710.63 1,710.63	(86.18) (86.18)	0.00 0.00
125001090	190	AFLAC INC MorganStanley SmithBarney LLC acted as your agent in this transaction	12/30/08	10/16/09	8,613.23	8,553.17 8,553.17	60.06 60.06	0.00 0.00
125001100	151	ABBOTT LABORATORIES	01/21/09	02/04/09	8,514.84	7,874.34 7,874.34	640.50 640.50	0.00 0.00
125001110	88	ABBOTT LABORATORIES	04/28/08	03/04/09	4,188.07	4,565.32 4,565.32	(377.25) (377.25)	0.00 0.00
125001120	32	ABBOTT LABORATORIES Morgan Stanley Smith Barney LLC acted as yo ur agent in this transa	01/21/09	07/20/09	1,431.01	1,668.74 1,668.74	(237.73) (237.73)	0.00 0.00
125001140	817	ACCOR SA UNSPON ADR Morgan Stanley Smi th Barney LLC acted as yo ur agent in this transa	04/07/09	07/20/09	6,290.73	6,372.60 6,372.60	(81.87) (81.87)	0.00 0.00
125001150	424	ACTEL CORP	12/30/08	02/04/09	4,194.09	4,939.22 4,939.22	(745.13) (745.13)	0.00 0.00
125001160	459	ACTEL CORP Morgan Stanley Smi th Barney LLC acted as yo ur agent in this transa	12/30/08	07/20/09	5,216.17	5,346.94 5,346.94	(130.77) (130.77)	0.00 0.00
125001170	483	ACTEL CORP MorganStanley SmithBarney LLC	12/30/08	09/25/09	5,611.01	5,626.51 5,626.51	(15.50) (15.50)	0.00 0.00
	491	acted as your agent in this transaction	01/21/09		5,703.94	5,319.54 5,319.54	384.40 384.40	0.00 0.00
125001180	878	ACTIVISION BLIZZARD INC	07/14/08	02/04/09	8,341.83	14,523.61 14,523.61	(6,181.78) (6,181.78)	0.00 0.00

2
0
0
9
Y
E
A
R
E
N
D
S
U
M
M
A
R
Y

CITI GLOBAL IMPACT FUNDING
Account Number 692-72495-13 643

Details of Short-Term Gain (Loss) 2009 - continued

Reference number	Quantity	Security Description	Opening Trade Date	Closing Trade Date	Sale Proceeds	Original Cost Adjusted Cost	Original Gain/(Loss) Adjusted Gain/(Loss)	Ordinary Income Capital Gain/(Loss)
125001190	2,007	ACTIVISION BLIZZARD INC	07/11/08	03/04/09	\$ 20,372.33	\$ 32,410.14 \$ 32,410.14	(\$ 12,037.81) (\$ 12,037.81)	\$ 0.00 \$ 0.00
125001200	258	ACTIVISION BLIZZARD INC	07/11/08	04/16/09	2,626.63	4,166.33 4,166.33	(1,539.70) (1,539.70)	0.00 0.00
125001210	233	ACTIVISION BLIZZARD INC	07/11/08	06/12/09	3,013.28	3,762.61 3,762.61	(749.33) (749.33)	0.00 0.00
	161	Morgan Stanley Smith Barney LLC acted as your agent in this transaction	07/14/08		2,082.14	2,663.21 2,663.21	(581.07) (581.07)	0.00 0.00
125001230	3,745	ACTIVISION BLIZZARD INC Morgan Stanley Smith Barney LLC acted as your agent in this transaction	12/30/08	10/30/09	40,660.66	31,645.25 31,645.25	9,015.41 9,015.41	0.00 0.00
125001240	1,633	ACTIVISION BLIZZARD INC	12/30/08	12/23/09	18,207.48	13,798.85 13,798.85	4,408.63 4,408.63	0.00 0.00
	455	Morgan Stanley Smith Barney LLC acted as your agent in this transaction	04/06/09		5,073.12	4,894.89 4,894.89	178.23 178.23	0.00 0.00
125001250	463	ACTUANT CORP CLASS A	12/30/08	03/04/09	4,162.80	8,245.80 8,245.80	(4,083.00) (4,083.00)	0.00 0.00
125001260	241	ACTUANT CORP CLASS A	12/30/08	04/16/09	2,814.33	4,292.09 4,292.09	(1,377.76) (1,377.76)	0.00 0.00
125001270	126	ACTUANT CORP CLASS A	12/30/08	06/12/09	1,760.42	2,244.00 2,244.00	(483.58) (483.58)	0.00 0.00
		Morgan Stanley Smith Barney LLC acted as your agent in this transaction						
125001280	393	ACTUANT CORP CLASS A	12/30/08	07/20/09	4,642.19	6,999.13 6,999.13	(2,356.94) (2,356.94)	0.00 0.00
		Morgan Stanley Smith Barney LLC acted as your agent in this transaction						
125001290	78	ACTUANT CORP CLASS A	12/30/08	09/23/09	1,239.67	1,389.14 1,389.14	(149.47) (149.47)	0.00 0.00
		Morgan Stanley Smith Barney LLC acted as your agent in this transaction						
125001300	701	ACXIOM CORP	12/30/08	04/08/09	6,174.73	5,306.57 5,306.57	868.16 868.16	0.00 0.00
	26		01/21/09		229.02	218.66 218.66	10.36 10.36	0.00 0.00

2
0
0
9
Y
E
A
R
E
N
D
S
U
M
M
A
R
Y

Corrected Copy as of 03/31/10
Ref 00009496 00245616

CITI GLOBAL IMPACT FUNDING
Account Number 692-72495-13 643

Details of Short Term Gain (Loss) 2009 - continued

Reference number	Quantity	Security Description	Opening Trade Date	Closing Trade Date	Sale Proceeds	Original Cost Adjusted	Original Gain/(Loss) Adjusted Gain/(Loss)	Ordinary Income Capital Gain/(Loss)
125001310	9	ACXIOM CORP	01/21/09	04/27/09	\$ 83 27	\$ 75 69	\$ 7 58	\$ 0 00
	652		04/13/09		6,032 14	5,977 54	54 60	0 00
						5,977 54	54 60	0 00
125001320	33	ACXIOM CORP Morgan Stanley Smith Barney LLC acted as your agent in this transaction	01/21/09	07/20/09	293 03	277 53	15 50	0 00
						277 53	15 50	0 00
125001330	11	ACXIOM CORP Morgan Stanley Smith Barney LLC acted as your agent in this transaction	01/21/09	10/27/09	108 45	92 51	15 94	0 00
						92 51	15 94	0 00
125001340	160	ADECCO SA-CHF	03/03/09	04/16/09	2,831 92	2,313 87	518 05	0 00
						2,313 87	518 05	0 00
125001350	157	ADECCO SA-CHF Morgan Stanley Smith Barney LLC acted as your agent in this transaction	03/03/09	07/20/09	3,351 86	2 270 49	1,081 37	0 00
						2,270 49	1,081 37	0 00
125001360	25	ADECCO SA-CHF Morgan Stanley Smith Barney LLC acted as your agent in this transaction	03/03/09	10/16/09	663 73	361 54	302 19	0 00
	128		04/01/09		3,398 31	2,062 57	1,335 74	0 00
						2,062 57	1,335 74	0 00
125001370	868	ADOBE SYSTEMS INC (DE)	02/19/09	04/08/09	20,616 21	17,320 42	3,295 79	0 00
						17,320 42	3,295 79	0 00
125001380	425	ADOBE SYSTEMS INC (DE)	02/19/09	04/27/09	11,093 06	8,480 62	2,612 44	0 00
						8,480 62	2,612 44	0 00
125001390	485	ADOBE SYSTEMS INC (DE) Morgan Stanley Smith Barney LLC acted as your agent in this transaction	02/19/09	07/20/09	15,059 83	9,677 88	5,381 95	0 00
						9,677 88	5,381 95	0 00
125001400	49	ADOBE SYSTEMS INC (DE) Morgan Stanley Smith Barney LLC acted as your agent in this transaction	02/19/09	10/27/09	1,662 16	977 77	684 39	0 00
						977 77	684 39	0 00
125001410	203	ADTRAN INC Morgan Stanley Smith Barney LLC acted as your agent in this transaction	04/21/09	07/20/09	4,878 67	4,018 99	859 68	0 00
						4,018 99	859 68	0 00

2
0
0
9
Y
E
A
R
E
N
D
S
U
M
M
A
R
Y

Corrected Copy as of 03/31/10
Ref 00009496 00245617

CITI GLOBAL IMPACT FUNDING
Account Number 692-72495-13 643

Details of Short Term Gain/(Loss) 2009 - continued

Reference number	Quantity	Security Description	Opening Trade Date	Closing Trade Date	Sale Proceeds	Original Cost Adjusted Cost	Original Gain/(Loss) Adjusted Gain/(Loss)	Ordinary Income Capital Gain/(Loss)
125001420	212	ADTRAN INC MorganStanley SmithBarney LLC acted as your agent in this transaction	04/21/09	10/07/09	\$ 5,121 10	\$ 4,197 18 \$ 4,197 18	\$ 923 92 \$ 923.92	\$ 0 00 \$ 0 00
125001430	17	ADTRAN INC MorganStanley SmithBarney LLC acted as your agent in this transaction	04/21/09	10/20/09	435 18	336 57 336 57	98 61 98 61	0 00 0 00
125001440	244	ADVANCE AUTO PARTS INC Morgan Stanley Smi th Barney LLC acted as yo ur agent in this transa	12/30/08	07/20/09	11,095 37	7,983 87 7,983 87	3,111 50 3,111 50	0 00 0 00
125001450	364	ADVANCE AUTO PARTS INC Morgan Stanley Smi th Barney LLC acted as yo ur agent in this transe	12/30/08	08/13/09	15,644 82	11,910 37 11,910 37	3,734 45 3,734 45	0 00 0 00
125001460	17	ADVANCE AUTO PARTS INC MorganStanley SmithBarney LLC acted as your agent in this transaction	12/30/08	09/23/09	657 03	556 25 556 25	100 78 100.78	0 00 0 00
125001470	180	ADVANCE AUTO PARTS INC MorganStanley SmithBarney LLC acted as your agent in this transaction	12/30/08	09/24/09	7,026 86	5,889 75 5,889 75	1,137 11 1,137 11	0 00 0 00
	168	acted as your agent in this transaction	01/21/09		6,558 40	5,228 83 5,228 83	1,329 57 1,329 57	0 00 0 00
125001480	368	ADVISORY BOARD CO INC	12/30/08	05/11/09	7,971 07	8,059 53 8,059 53	(88 46) (88 46)	0 00 0.00
125001490	54	ADVISORY BOARD CO INC MorganStanley SmithBarney LLC acted as your agent in this transaction	12/30/08	09/23/09	1,435.28	1,182 65 1,182 65	252 63 252 63	0 00 0 00
125001500	134	ADVISORY BOARD CO INC MorganStanley SmithBarney LLC acted as your agent in this transaction	12/30/08	10/16/09	3,507 69	2,934 72 2,934 72	572 97 572 97	0 00 0 00
125001510	393	AECOM TECHNOLOGY CORP	12/30/08	03/04/09	8,528 84	11,456 11 11,456 11	(2,927 27) (2,927.27)	0 00 0 00
125001520	117	AECOM TECHNOLOGY CORP	12/30/08	05/19/09	3,617 77	3,410 60 3,410 60	207 17 207 17	0 00 0 00

2
0
0
9
Y
E
A
R
E
N
D
S
U
M
M
A
R
Y

CITI GLOBAL IMPACT FUNDING
Account Number 692-72495-13 643

Details of Short Term Gain (Loss) 2009 - continued

Reference number	Quantity	Security Description	Opening Trade Date	Closing Trade Date	Sale Proceeds	Original Cost Adjusted Cost	Original Gain/(Loss) Adjusted Gain/(Loss)	Ordinary Income Capital Gain/(Loss)
125001530	212	AECOM TECHNOLOGY CORP Morgan Stanley SmithBarney LLC acted as your agent in this transaction	12/30/08	07/20/09	\$ 6,746 20	\$ 6,179 88 \$ 6,179 88	\$ 566 32 \$ 566 32	\$ 0 00 \$ 0 00
	176		01/05/09		5,600 61	5,526 70 5,526 70	73 91 73 91	0 00 0 00
125001540	90	AECOM TECHNOLOGY CORP Morgan Stanley SmithBarney LLC acted as your agent in this transaction	12/30/08	10/20/09	2,337 62	2,623 53 2,623 53	(285 91) (285 91)	0 00 0 00
125001550	95	AECOM TECHNOLOGY CORP Morgan Stanley SmithBarney LLC acted as your agent in this transaction	12/30/08	11/12/09	2,585 37	2,769 29 2,769 29	(183 92) (183 92)	0 00 0 00
	583		01/21/09		15,865 99	15,137 02 15,137 02	728 97 728 97	0 00 0 00
125001560	413	AEROPOSTALE INC Morgan Stanley SmithBarney LLC acted as your agent in this transaction	07/14/09	07/20/09	15,744 80	14,328 33 14,328 33	1,416 47 1,416 47	0 00 0 00
125001570	40	AEROPOSTALE INC Morgan Stanley SmithBarney LLC acted as your agent in this transaction	07/14/09	09/23/09	1,760 85	1,387 73 1,387 73	373 12 373 12	0 00 0 00
125001580	7	AEROPOSTALE INC Morgan Stanley SmithBarney LLC acted as your agent in this transaction	07/14/09	10/27/09	283 63	242 85 242 85	40 78 40 78	0 00 0 00
125001590	102	AETNA INC NEW	03/26/09	04/16/09	2,665 39	2,469 34 2,469 34	196 05 196 05	0 00 0 00
125001600	384	AETNA INC NEW Morgan Stanley SmithBarney LLC acted as your agent in this transaction	03/26/09	07/20/09	9,788 02	9,296 33 9,296 33	491 69 491 69	0 00 0 00
125001610	2,830	AETNA INC NEW Morgan Stanley SmithBarney LLC acted as your agent in this transaction	03/26/09	08/24/09	84,415 03	68,512 04 68,512 04	15,902 99 15,902 99	0 00 0 00
125001620	93	AFFILIATED COMPUTER SVCS CL A	06/13/08	02/04/09	4,215 66	5,164 22 5,164 22	(948 56) (948 56)	0 00 0 00
125001630	447	AFFILIATED COMPUTER SVCS CL A	06/13/08	03/04/09	20,436 27	24,821 55 24,821 55	(4,385 28) (4,385 28)	0 00 0 00

2
0
0
9
Y
E
A
R
E
N
D
S
U
M
M
A
R
Y

Corrected Copy as of 03/31/10
Ref 00009496 00245619

CITI GLOBAL IMPACT FUNDING

Account Number 692-72495-13 643

Details of Short Term Gain (Loss) 2009 - continued

Reference number	Quantity	Security Description	Opening Trade Date	Closing Trade Date	Sale Proceeds	Original Cost Adjusted Cost	Original Gain/(Loss) Adjusted Gain/(Loss)	Ordinary Income Capital Gain/(Loss)
125001650	217	AFFILIATED COMPUTER SVCS CL A Morgan Stanley Smith Barney LLC acted as your agent in this transaction	01/21/09	08/24/09	\$ 9,885 83	\$ 9,480 73 \$ 9,480 73	\$ 405 10 \$ 405 10	\$ 0 00 \$ 0 00
125001660	280	AIR LIQUIDE ADR	12/30/08	02/04/09	4,205 57	5,250 00 5,250 00	(1,044 43) (1,044 43)	0 00 0 00
125001670	796	AIR LIQUIDE ADR	12/30/08	03/04/09	12,290 17	14,925 00 14,925 00	(2,634 83) (2,634.83)	0 00 0 00
125001680	313	AIR LIQUIDE ADR	12/30/08	04/16/09	5,508 65	5,868 75 5,868 75	(360 10) (360 10)	0 00 0 00
125001690	115	AIR LIQUIDE ADR	12/30/08	05/06/08	1,941 15	2,156 25 2,156 25	(215 10) (215 10)	0 00 0 00
125001700	207	AIR LIQUIDE ADR	12/30/08	05/19/09	3,549 95	3,881 25 3,881 25	(331 30) (331.30)	0 00 0 00
125001710	179	AIR LIQUIDE ADR Morgan Stanley Smith Barney LLC acted as your agent in this transaction	12/30/08	06/12/09	3,354 37	3,356 25 3,358 25	(1 88) (1 88)	0 00 0 00
125001720	1,177	AIR LIQUIDE ADR Morgan Stanley Smith Barney LLC acted as your agent in this transaction	12/30/08	07/20/09	22,527 20	22,068 75 22,068.75	458 45 458.45	0 00 0 00
125001730	43	AIR LIQUIDE ADR Morgan Stanley Smith Barney LLC acted as your agent in this transaction	12/30/08	09/23/09	991 12	806 25 806.25	184.87 184 87	0 00 0 00
125001740	108	AIR LIQUIDE ADR Morgan Stanley Smith Barney LLC acted as your agent in this transaction	12/30/08	10/27/09	2,440 73	2,025 00 2,025 00	415 73 415 73	0 00 0 00
125001750	262	AIR PRODUCTS & CHEMICALS INC	12/30/08	03/04/09	12,300 41	12,851 10 12,851 10	(550 69) (550 69)	0 00 0 00
125001760	46	AIR PRODUCTS & CHEMICALS INC	12/30/08	04/16/09	2,784 30	2,256 30 2,258 30	528 00 528 00	0 00 0 00
125001770	59	AIR PRODUCTS & CHEMICALS INC	12/30/08	05/06/09	3,855 67	2,893 95 2,893 95	961 72 961 72	0 00 0 00

2
0
0
9
Y
E
A
R
E
N
D
S
U
M
M
A
R
Y

Corrected Copy as of 03/31/10
Ref 00009496 00245620

CITI GLOBAL IMPACT FUNDING
Account Number 692-72495-13 643

Details of Short Term Gain (Loss) 2009 - continued

Reference number	Quantity	Security Description	Opening Trade Date	Closing Trade Date	Sale Proceeds	Original Cost Adjusted Cost	Original Gain/(Loss) Adjusted Gain/(Loss)	Ordinary Income Capital Gain/(Loss)
125001780	75	AIR PRODUCTS & CHEMICALS INC Morgan Stanley Smith Barney LLC acted as your agent in this transaction	12/30/08	06/12/09	\$ 5,117.94	\$ 3,678.75 \$ 3,678.75	\$ 1,439.19 \$ 1,439.19	\$ 0.00 \$ 0.00
125001790	328	AIR PRODUCTS & CHEMICALS INC Morgan Stanley Smith Barney LLC acted as your agent in this transaction	12/30/08	07/20/09	22,373.94	16,088.40 16,088.40	6,285.54 6,285.54	0.00 0.00
125001800	30	AIR PRODUCTS & CHEMICALS INC Morgan Stanley Smith Barney LLC acted as your agent in this transaction	12/30/08	09/23/09	2,346.58	1,471.50 1,471.50	875.08 875.08	0.00 0.00
125001810	173	AIR PRODUCTS & CHEMICALS INC Morgan Stanley Smith Barney LLC acted as your agent in this transaction	12/30/08	10/16/09	14,345.83	8,485.65 8,485.65	5,860.18 5,860.18	0.00 0.00
125001820	56	AIRGAS INC Morgan Stanley Smith Barney LLC acted as your agent in this transaction	04/13/09	07/20/09	2,224.32	2,187.14 2,187.14	37.18 37.18	0.00 0.00
125001830	17	AIRGAS INC Morgan Stanley Smith Barney LLC acted as your agent in this transaction	04/06/09	09/23/09	836.54	629.79 629.79	206.75 206.75	0.00 0.00
125001840	26	AKZO NOBEL N V ADR-EUR Morgan Stanley Smith Barney LLC acted as your agent in this transaction	05/13/09	07/20/09	1,233.14	1,126.13 1,126.13	107.01 107.01	0.00 0.00
125001850	6	AKZO NOBEL N V ADR-EUR Morgan Stanley Smith Barney LLC acted as your agent in this transaction	05/13/09	09/23/09	369.77	259.88 259.88	109.89 109.89	0.00 0.00
125001860	23	AKZO NOBEL N V ADR-EUR Morgan Stanley Smith Barney LLC acted as your agent in this transaction	05/13/09	10/16/09	1,577.75	996.19 996.19	581.56 581.56	0.00 0.00
125001870	182	ALBEMARLE CORP	01/21/09	02/04/09	4,234.02	4,008.55 4,008.55	225.47 225.47	0.00 0.00

2
0
0
9
Y
E
A
R
E
N
D
S
U
M
M
A
R
Y

Corrected Copy as of 03/31/10
Ref 00009496 00245621

CITI GLOBAL IMPACT FUNDING

Account Number 692-72495-13 643

Details of Short Term Gain (Loss) 2009 - continued

Reference number	Quantity	Security Description	Opening Trade Date	Closing Trade Date	Sale Proceeds	Original Cost Adjusted Cost	Original Gain/(Loss) Adjusted Gain/(Loss)	Ordinary Income Capital Gain/(Loss)
125001880	255	ALBEMARLE CORP	12/30/08	03/02/09	\$ 4,718.37	\$ 5,221.66	(\$ 503.29)	\$ 0.00
	450		01/14/09		8,326.53	9,896.27	(1,569.74)	0.00
	65		01/21/09		1,202.72	1,431.63	(228.91)	0.00
						1,431.63	(228.91)	0.00
125001890	130	ALBEMARLE CORP	04/07/09	05/19/09	3,540.06	3,113.49	426.57	0.00
						3,113.49	426.57	0.00
125001900	185	ALBEMARLE CORP Morgan Stanley Smith Barney LLC acted as your agent in this transaction	04/30/09	07/20/09	4,868.15	5,003.90	(135.75)	0.00
						5,003.90	(135.75)	0.00
125001910	52	ALBERTO-CULVER CO NEW Morgan Stanley Smith Barney LLC acted as your agent in this transaction	06/25/09	07/20/09	1,302.04	1,333.22	(31.18)	0.00
						1,333.22	(31.18)	0.00
125001920	7	ALBERTO-CULVER CO NEW Morgan Stanley Smith Barney LLC acted as your agent in this transaction	06/25/09	09/23/09	192.00	179.47	12.53	0.00
						179.47	12.53	0.00
125001930	3	ALBERTO-CULVER CO NEW Morgan Stanley Smith Barney LLC acted as your agent in this transaction	06/25/09	10/27/09	79.37	76.92	2.45	0.00
						76.92	2.45	0.00
125001940	532	ALLIANZ SE ADR	10/06/08	03/04/09	3,629.55	6,450.50	(2,820.95)	0.00
	71		10/16/08		484.39	711.31	(226.92)	0.00
						711.31	(226.92)	0.00
125001950	884	ALLIANZ SE ADR	10/16/08	04/08/09	7,892.23	8,856.36	(964.13)	0.00
						8,856.36	(964.13)	0.00
125001960	194	ALLIANZ SE ADR	10/16/08	05/06/09	1,955.48	1,943.59	11.89	0.00
						1,943.59	11.89	0.00
125001970	125	ALLIANZ SE ADR	10/16/08	05/19/09	1,240.00	1,252.31	(12.31)	0.00
	234		10/29/08		2,321.29	1,713.11	608.18	0.00
						1,713.11	608.18	0.00

2
0
0
9
Y
E
A
R
E
N
D
S
U
M
M
A
R
Y

Corrected Copy as of 03/31/10
Ref 00009496 00245622

CITI GLOBAL IMPACT FUNDING
Account Number 692-72495-13 643

Details of Short Term Gain (Loss) 2009 - *continued*

Reference number	Quantity	Security Description	Opening Trade Date	Closing Trade Date	Sale Proceeds	Original Cost Adjusted Cost	Original Gain/(Loss) Adjusted Gain/(Loss)	Ordinary Income Capital Gain/(Loss)
125001980	502	ALLIANZ SE ADR	04/13/09	07/20/09	\$ 4,990.75	\$ 4,868.04	\$ 122.71	\$ 0.00
	608	Morgan Stanley Smith Barney LLC acted as your agent in this transaction	07/09/09		6,044.58	5,360.98	683.60	0.00
					5,360.98	683.60	0.00	
125001990	91	ALLIANZ SE ADR Morgan Stanley Smith Barney LLC acted as your agent in this transaction	10/29/08	09/23/09	1,125.87	666.21	459.66	0.00
						666.21	459.66	0.00
125002000	28	ALLIANZ SE ADR Morgan Stanley Smith Barney LLC acted as your agent in this transaction	10/29/08	10/27/09	328.43	204.99	123.44	0.00
						204.99	123.44	0.00
125002010	510	ALLSCRIPTS-MISYS HEALTHCARE SOLUTIONS INC	12/30/08	02/04/09	4,203.65	4,844.34	(640.69)	0.00
						4,844.34	(640.69)	0.00
125002020	499	ALLSCRIPTS-MISYS HEALTHCARE SOLUTIONS INC	12/30/08	03/04/09	4,082.29	4,739.85	(657.56)	0.00
						4,739.85	(657.56)	0.00
125002030	253	ALLSCRIPTS-MISYS HEALTHCARE SOLUTIONS INC	12/30/08	04/16/09	2,803.41	2,403.17	400.24	0.00
						2,403.17	400.24	0.00
125002040	85	ALLSCRIPTS-MISYS HEALTHCARE SOLUTIONS INC	12/30/08	04/27/09	974.42	807.39	167.03	0.00
	519		04/10/09		5,949.66	5,115.26	834.40	0.00
	508		04/03/09		5,823.56	5,587.75	235.81	0.00
						5,587.75	235.81	0.00
125002050	262	ALLSCRIPTS-MISYS HEALTHCARE SOLUTIONS INC Morgan Stanley Smith Barney LLC acted as your agent	12/30/08	07/20/09	4,255.45	2,488.66	1,766.79	0.00
						2,488.66	1,766.79	0.00
125002060	148	ALLSCRIPTS-MISYS HEALTHCARE SOLUTIONS INC Morgan Stanley Smith Barney LLC acted as your agent	12/30/08	09/23/09	2,837.60	1,405.81	1,431.79	0.00
						1,405.81	1,431.79	0.00
125002070	344	ALLSCRIPTS-MISYS HEALTHCARE SOLUTIONS INC Morgan Stanley Smith Barney LLC acted as your agent	12/30/08	10/16/09	7,510.70	3,267.55	4,243.15	0.00
						3,267.55	4,243.15	0.00

2
0
0
9
Y
E
A
R
E
N
D
S
U
M
M
A
R
Y

Corrected Copy as of 03/31/10
Ref 00009496 00245623

CITI GLOBAL IMPACT FUNDING
Account Number 692-72495-13 643

Details of Short Term Gain (Loss) 2009 - continued

Reference number	Quantity	Security Description	Opening Trade Date	Closing Trade Date	Sale Proceeds	Original Cost Adjusted Cost	Original Gain/(Loss) Adjusted Gain/(Loss)	Ordinary Income Capital Gain/(Loss)
125002080	1,495	ALUMINA LTD SPONSORED ADR	12/30/08	01/29/09	\$ 4,375 09	\$ 5,400 09	(# 1,025 00)	\$ 0 00
	1,687		01/21/09		4,936 97	5,909 22	(# 1,026 00)	\$ 0 00
						5,909 22	(972 25)	0 00
						5,909 22	(972 25)	0 00
125002170	27	AMERICAN EAGLE OUTFITTERS INC MorganStanley SmithBarney LLC acted as your agent in this transaction	07/28/09	09/23/09	456 28	391 23	65 05	0 00
						391 23	65 05	0 00
125002180	746	AMERICAN EAGLE OUTFITTERS INC MorganStanley SmithBarney LLC acted as your agent in this transaction	07/28/09	11/19/09	11,081 62	10,809 54	272 08	0 00
	349		08/07/09		5,184 29	10,809 54	272 08	0 00
						5,471 63	(287 34)	0 00
						5,471 63	(287 34)	0 00
125002190	63	AMERICAN TOWER CORP-CLASS A	12/30/08	05/06/09	1,961 95	1,763 24	198 71	0 00
						1,763 24	198 71	0 00
125002200	118	AMERICAN TOWER CORP-CLASS A	12/30/08	05/19/09	3,584 98	3,302 58	282 40	0 00
						3,302 58	282 40	0 00
125002210	62	AMERICAN TOWER CORP-CLASS A Morgan Stanley Smi th Barney LLC acted as yo ur agent in this transa	01/21/09	07/20/09	2,012 59	1,802 77	209 82	0 00
	167		04/01/09		5,421 01	1,802 77	209 82	0 00
						5,236 87	184 14	0 00
						5,236 87	184 14	0 00
125002220	537	AMETEK INC	12/30/08	04/08/09	17,980 65	15,724 43	2,256 22	0 00
						15,724 43	2,256 22	0 00
125002230	61	AMETEK INC	12/30/08	05/06/09	1,970 85	1,786 20	184 65	0 00
						1,786 20	184 65	0 00
125002240	241	AMETEK INC	12/30/08	05/11/09	7,712 28	7,056 97	655 31	0 00
						7,056 97	655 31	0 00
125002250	9	AMETEK INC Morgan Stanley Smi th Barney LLC acted as yo ur agent in this transa	12/30/08	07/20/09	325 88	263 54	62 34	0 00
						263 54	62 34	0 00
125002260	28	AMETEK INC MorganStanley SmithBarney LLC acted as your agent in this transaction	12/30/08	09/23/09	999 01	819 89	179 12	0 00
						819 89	179 12	0 00
125002270	24	AMETEK INC MorganStanley SmithBarney LLC acted as your agent in this transaction	12/30/08	10/27/09	854 37	702 77	151 60	0 00
						702 77	151 60	0 00

2
0
0
9

Y
E
A
R

E
N
D

S
U
M
M
A
R
Y

Corrected Copy as of 03/31/10
Ref 00009496 00245624

CITI GLOBAL IMPACT FUNDING
Account Number 692-72495-13 643

Details of Short Term Gain (Loss) 2009 - continued

Reference number	Quantity	Security Description	Opening Trade Date	Closing Trade Date	Sale Proceeds	Original Cost Adjusted Cost	Original Gain/(Loss) Adjusted Gain/(Loss)	Ordinary Income Capital Gain/(Loss)
125002280	76	AMGEN INC	10/29/08	02/04/09	\$ 4,303.09	\$ 4,566.41	(\$ 263.32)	\$ 0.00
						\$ 4,566.41	(\$ 263.32)	\$ 0.00
125002290	85	AMGEN INC	10/29/08	03/04/09	4,180.44	5,107.17	(926.73)	0.00
						5,107.17	(926.73)	0.00
125002300	462	AMGEN INC Morgan Stanley Smith Barney LLC acted as your agent in this transaction	10/29/08	07/20/09	26,776.88	27,758.94	(982.06)	0.00
						27,758.94	(982.06)	0.00
125002310	387	AMPHENOL CORP CLASS A	01/29/09	04/08/09	11,144.77	10,436.70	708.07	0.00
						10,436.70	708.07	0.00
125002320	54	AMPHENOL CORP CLASS A	01/29/09	05/06/09	1,824.06	1,456.28	367.78	0.00
	4		02/09/09		135.12	114.49	20.63	0.00
						114.49	20.63	0.00
125002330	50	AMPHENOL CORP CLASS A Morgan Stanley Smith Barney LLC acted as your agent in this transaction	02/09/09	06/12/09	1,695.45	1,431.19	264.26	0.00
						1,431.19	264.26	0.00
125002340	219	AMPHENOL CORP CLASS A Morgan Stanley Smith Barney LLC acted as your agent in this transaction	04/09/09	07/20/09	7,240.32	6,634.82	605.50	0.00
						6,634.82	605.50	0.00
125002350	20	AMPHENOL CORP CLASS A Morgan Stanley Smith Barney LLC acted as your agent in this transaction	04/09/09	09/23/09	773.58	605.92	167.66	0.00
						605.92	167.66	0.00
125002360	96	AMPHENOL CORP CLASS A Morgan Stanley Smith Barney LLC acted as your agent in this transaction	02/09/09	10/16/09	3,922.45	2,747.87	1,174.58	0.00
						2,747.87	1,174.58	0.00
125002370	6	AMPHENOL CORP CLASS A Morgan Stanley Smith Barney LLC acted as your agent in this transaction	02/09/09	10/20/09	247.20	171.74	75.46	0.00
						171.74	75.46	0.00
125002380	5	AMPHENOL CORP CLASS A Morgan Stanley Smith Barney LLC acted as your agent in this transaction	02/09/09	10/27/09	207.99	143.12	64.87	0.00
						143.12	64.87	0.00

2
0
0
9
Y
E
A
R
E
N
D
S
U
M
M
A
R
Y

CITI GLOBAL IMPACT FUNDING
Account Number 692-72495-13 643

Details of Short Term Gain (Loss) 2009 - continued

Reference number	Quantity	Security Description	Opening Trade Date	Closing Trade Date	Sale Proceeds	Original Cost Adjusted Cost	Original Gain/(Loss) Adjusted Gain/(Loss)	Ordinary Income Capital Gain/(Loss)
125002390	987	ANALOG DEVICES INC	02/06/09	03/17/09	\$ 19,587 50	\$ 22,023 03 \$ 22,023 03	(\$ 2,435 53) (\$ 2,435 53)	\$ 0 00 \$ 0 00
125002400	370	ANALOG DEVICES INC	02/06/09	04/08/09	7,370 95	8,255 85 8,255 85	(884 90) (884 80)	0 00 0 00
125002410	47	ANALOG DEVICES INC MorganStanley SmithBarney LLC acted as your agent in this transaction	02/06/09	09/23/09	1,316 43	1,048 71 1,048 71	267 72 267 72	0 00 0 00
125002420	14	ANALOG DEVICES INC MorganStanley SmithBarney LLC acted as your agent in this transaction	02/06/09	10/20/09	389 46	312 38 312 38	77 08 77 08	0 00 0 00
125002430	320	ANNALY CAPITAL MANAGEMENT INC	07/16/08	03/04/09	4,131 81	4,563 55 4,563 55	(431 74) (431 74)	0 00 0 00
125002440	466	ANNALY CAPITAL MANAGEMENT INC	07/16/08	04/07/09	6,500 53	6,645 67 6,645 67	(145 14) (145 14)	0 00 0 00
125002490	367	ANNALY CAPITAL MANAGEMENT INC MorganStanley SmithBarney LLC acted as your agent in this transaction	01/21/09	12/28/09	6,502 30	5,206 63 5,206 63	1,295 67 1,295 67	0 00 0 00
	390	acted as your agent in this transaction	04/01/09		6,909 80	5,314 80 5,314 80	1,595 00 1,595 00	0 00 0 00
125002500	213	ANSYS INC	12/30/08	03/04/09	4,126 63	5,961 46 5,961 46	(1,834 83) (1,834 83)	0 00 0 00
125002510	104	ANSYS INC	12/30/08	04/16/09	2,796 49	2,910 76 2,910 76	(114 27) (114 27)	0 00 0 00
125002520	402	ANSYS INC	12/30/08	04/27/09	10,954 25	11,251 22 11,251 22	(296 97) (296 97)	0 00 0 00
125002530	334	ANSYS INC Morgan Stanley Smi th Barney LLC acted as yo ur agent in this transa	12/30/08	07/20/09	10,291 61	9,348 03 9,348 03	943 58 943 58	0 00 0 00
125002540	14	ANSYS INC MorganStanley SmithBarney LLC acted as your agent in this transaction	12/30/08	09/23/09	532 96	391 83 391 83	141 13 141 13	0 00 0 00
125002550	23	ANSYS INC MorganStanley SmithBarney LLC acted as your agent in this transaction	12/30/08	10/27/09	987 42	643 73 643 73	343 69 343 69	0 00 0 00

2
0
0
9
Y
E
A
R
E
N
D
S
U
M
M
A
R
Y

Corrected Copy as of 03/31/10
Ref 00009496 00245626

CITI GLOBAL IMPACT FUNDING
Account Number 692-72495-13 643

Details of Short Term Gain (Loss) 2009 - continued

Reference number	Quantity	Security Description	Opening Trade Date	Closing Trade Date	Sale Proceeds	Original Cost Adjusted Cost	Original Gain/(Loss) Adjusted Gain/(Loss)	Ordinary Income Capital Gain/(Loss)
125002560	312	AON CORP	12/30/08	01/29/09	\$ 11,863 64	\$ 14,242 15 \$ 14,242 15	(\$ 2,378 51) (\$ 2,378.51)	\$ 0 00 \$ 0 00
125002570	509	AON CORP	12/30/08	04/03/09	20,366 25	23,234 78 23,234.78	(2,868.53) (2,868 53)	0 00 0 00
	117		01/21/09		4,681 44	4,908 62 4,908 62	(227 18) (227 18)	0 00 0 00
	130		04/01/09		5,201 59	5,225 65 5,225 65	(24 06) (24 06)	0 00 0 00
125002580	112	APACHE CORP	05/21/08	02/04/09	8,509 26	16,488 27 16,488 27	(7,979 01) (7,978 01)	0 00 0 00
125002590	72	APACHE CORP	05/21/08	05/06/09	5,997 01	10,599 60 10,599.60	(4,602 59) (4,602 59)	0 00 0 00
125002600	90	APACHE CORP	05/21/08	05/19/09	7,194 05	13,249 50 13,249 50	(6,055 45) (6,055 45)	0 00 0 00
125002650	50	APOLLO GROUP INC CL A	07/11/08	02/04/09	4,253 97	2,727 52 2,727 52	1,526 45 1,526.45	0 00 0 00
125002660	65	APOLLO GROUP INC CL A	07/11/08	02/25/09	4,928 95	3,545 77 3,545 77	1,383 18 1,383.18	0 00 0 00
125002670	43	APOLLO GROUP INC CL A	07/11/08	04/16/09	2,861 14	2,345 66 2,345.66	515 48 515 48	0 00 0 00
125002680	155	APOLLO GROUP INC CL A	04/01/09	07/20/09	10,374 04	10,143 63 10,143 63	230 41 230 41	0 00 0 00
	82	Morgan Stanley Smith Barney LLC acted as your agent in this transaction	04/07/09		5,488 20	5,196 83 5,196 83	291 37 291 37	0 00 0 00
	18		04/13/09		1,204 73	1,092 38 1,092 38	112 35 112.35	0 00 0 00
125002710	167	APPLE INC	10/06/08	02/04/09	15,651 80	15,212 50 15,212 50	439 30 439 30	0 00 0 00
125002780	252	APPLE INC	03/11/09	07/20/09	38,123 34	23,570 52 23,570 52	14,552 82 14,552.82	0 00 0 00
125002820	616	ARCHER-DANIELS-MIDLAND CO	12/30/08	03/04/09	16,596 17	17,618.71 17,618 71	(1,022 54) (1,022 54)	0 00 0 00
125002830	3,837	ARCHER-DANIELS-MIDLAND CO	12/30/08	03/17/09	107,473 38	109,745 11 109,745 11	(2,271.73) (2,271 73)	0 00 0 00
	760		01/21/09		21,287 40	20,426 82 20,426 82	860 58 860 58	0 00 0 00

2
0
0
9
Y
E
A
R
E
N
D
S
U
M
M
A
R
Y

CITI GLOBAL IMPACT FUNDING
Account Number 692-72495-13 643

Details of Short Term Gain (Loss) 2009 - continued

Reference number	Quantity	Security Description	Opening Trade Date	Closing Trade Date	Sale Proceeds	Original Cost Adjusted Cost	Original Gain/(Loss) Adjusted Gain/(Loss)	Ordinary Income Capital Gain/(Loss)
125002840	1,119	ARTHROCARE CORP	12/30/08	01/21/09	\$ 4,005 99	\$ 5,326 44 \$ 5,326 44	(\$ 1,320 45) (\$ 1,320 45)	\$ 0 00 \$ 0 00
125002850	553	ATLAS COPCO AB SPONS ADR RPSTG SER A -USD	12/30/08	02/04/09	4,175 12	4,766 42 4,766 42	(591 30) (591 30)	0 00 0 00
125002860	1,192	ATLAS COPCO AB SPONS ADR RPSTG SER A -USD	12/30/08	03/04/09	8,260 51	10,274 09 10,274 09	(2,013 58) (2,013 58)	0 00 0 00
125002870	2,038	ATLAS COPCO AB SPONS ADR RPSTG SER A -USD	12/30/08	04/08/09	16,055 15	17,565 93 17,565 93	(1,510 78) (1,510 78)	0 00 0 00
125002880	355	ATLAS COPCO AB SPONS ADR RPSTG SER A -USD	12/30/08	05/19/09	3,535 70	3,059 82 3,059 82	475 88 475 88	0 00 0 00
125002890	158	ATLAS COPCO AB SPONS ADR RPSTG SER A -USD Morgan Stanley Smith Barney LLC acted as yo	12/30/08	06/12/09	1,674 75	1,361 83 1,361 83	312 92 312 92	0 00 0 00
125002900	701	ATLAS COPCO AB SPONS ADR RPSTG SER A -USD Morgan Stanley Smith Barney LLC acted as yo	12/30/08	07/20/09	7 395 35	6,042 06 6,042 06	1,353 29 1,353 29	0 00 0 00
125002910	115	ATLAS COPCO AB SPONS ADR RPSTG SER A -USD Morgan Stanley SmithBarney LLC acted as your agent	12/30/08	09/23/09	1,558 20	991 21 991 21	566 99 566 99	0 00 0 00
125002920	131	ATLAS COPCO AB SPONS ADR RPSTG SER A -USD Morgan Stanley SmithBarney LLC acted as your agent	12/30/08	10/27/09	1,768 45	1,129 11 1,129 11	639 34 639 34	0 00 0 00
125002930	118	ATLAS COPCO AB SPONS ADR RPSTG SER A -USD Morgan Stanley SmithBarney LLC acted as your agent	12/30/08	12/18/09	1,656 78	1,017 07 1,017 07	639 71 639 71	0 00 0 00
125002940	1,320	ATLAS COPCO AB SPONS ADR RPSTG SER A -USD Morgan Stanley SmithBarney LLC acted as your agent	12/30/08	12/21/09	18,573 77	11,377 33 11,377 33	7,196 44 7,196 44	0 00 0 00
125002950	32	AUTOZONE INC	01/21/09	02/04/09	4,340 13	4,221 12 4,221 12	119 01 119 01	0 00 0 00
125002960	141	AUTOZONE INC	10/29/08	03/02/09	19,675 87	16,829 06 16,829 06	2,846 81 2,846 81	0 00 0 00

2
0
0
9
Y
E
A
R
E
N
D
S
U
M
M
A
R
Y

Corrected Copy as of 03/31/10
Ref 00009496 00245628

CITI GLOBAL IMPACT FUNDING
Account Number 692-72495-13 643

Details of Short Term Gain (Loss) 2009 - continued

Reference number	Quantity	Security Description	Opening Trade Date	Closing Trade Date	Sale Proceeds	Original Cost Adjusted Cost	Original Gain/(Loss) Adjusted Gain/(Loss)	Ordinary Income Capital Gain/(Loss)
125002970	79	AUTOZONE INC	10/29/08	03/04/09	\$ 12,248 88	\$ 9,429 04 \$ 9,429 04	\$ 2,819 84 \$ 2,819.84	\$ 0 00 \$ 0.00
125002980	29	AUTOZONE INC	01/21/09	07/20/09	4,522 72	3,825 39 3,825 39	697 33 697 33	0 00 0 00
	33	Morgan Stanley Smith Barney LLC acted as your agent in this transaction	04/07/09		5,146 55	5,164 17 5,164 17	(17 62) (17 62)	0 00 0 00
125002990	425	AVERY DENNISON CORP	12/30/08	03/04/09	8,237 09	13,529 24 13,629 24	(5,292 15) (5,292.15)	0 00 0 00
125003000	103	AVERY DENNISON CORP	12/30/08	04/16/09	2,815 19	3,278 85 3,278 85	(463 66) (463 66)	0 00 0 00
125003010	253	AVERY DENNISON CORP	12/30/08	04/27/09	7,453 56	8,053 88 8,053 88	(600 32) (600 32)	0 00 0 00
125003020	376	AVERY DENNISON CORP Morgan Stanley Smith Barney LLC acted as your agent in this transaction	12/30/08	07/20/09	10,103 61	11,969 39 11,969.39	(1,865 78) (1,865 78)	0 00 0 00
125003030	654	AVON PRODUCTS INC	04/15/08	01/06/09	16,356 44	26,467 97 26,467.97	(10,111 53) (10,111 53)	0 00 0 00
125003040	605	AVON PRODUCTS INC	04/15/08	02/04/09	12,689 19	24,484.89 24,484 89	(11,795 70) (11,795 70)	0 00 0 00
125003050	337	AVON PRODUCTS INC	04/15/08	02/09/09	7,545 72	13,638.69 13,638 69	(6,092 97) (6,092 97)	0 00 0 00
125003060	859	AVON PRODUCTS INC	04/15/08	03/02/09	14,087 61	34,764 51 34,764 51	(20,676 90) (20,676 90)	0 00 0 00
	706		06/09/08		11,578 40	26,127 65 26,127 65	(14,549 25) (14,549 25)	0 00 0 00
	1,421		12/30/08		23,304 41	33,036 97 33,036 97	(9,732 56) (9,732 56)	0 00 0 00
	1,295		01/21/09		21,238 01	26,889 51 26,889.51	(5,651 50) (5,651 50)	0 00 0 00
125003070	2	AVON PRODUCTS INC Morgan Stanley Smith Barney LLC acted as your agent in this transaction	07/08/09	09/23/09	66 91	51 96 51 96	14 95 14 95	0 00 0 00
125003080	10	AVON PRODUCTS INC Morgan Stanley Smith Barney LLC acted as your agent in this transaction	07/08/09	10/27/09	341 69	259 80 259 80	81 89 81 89	0 00 0 00

2
0
0
9
Y
E
A
R
E
N
D
S
U
M
M
A
R
Y

Corrected Copy as of 03/31/10
Ref 00009496 00245629

CITI GLOBAL IMPACT FUNDING
Account Number 692-72495-13 643

Details of Short Term Gain (Loss) 2009 - continued

Reference number	Quantity	Security Description	Opening Trade Date	Closing Trade Date	Sale Proceeds	Original Cost Adjusted Cost	Original Gain/(Loss) Adjusted Gain/(Loss)	Ordinary Income Capital Gain/(Loss)
125003090	263	AXA S A SPONS ADR	03/19/08	03/04/09	\$ 2,443.83	\$ 8,556.15	(\$ 6,112.32)	\$ 0.00
						\$ 8,556.15	(\$ 6,112.32)	\$ 0.00
125003100	330	AXA S A SPONS ADR	06/09/08	04/08/09	4,344.47	10,814.43	(6,469.96)	0.00
						10,814.43	(6,469.96)	0.00
125003110	173	AXA S A SPONS ADR	09/05/08	07/20/09	3,338.86	5,317.16	(1,978.30)	0.00
	316	Morgan Stanley Smith Barney LLC acted as your agent in this transaction	01/21/09		6,098.74	5,276.57	822.17	0.00
						5,276.57	822.17	0.00
125003120	7	AXA S A SPONS ADR MorganStanley SmithBarney LLC acted as your agent in this transaction	01/21/09	09/23/09	182.51	116.89	65.62	0.00
						116.89	65.62	0.00
125003130	7	AXA S A SPONS ADR MorganStanley SmithBarney LLC acted as your agent in this transaction	01/21/09	10/16/09	200.35	116.88	83.47	0.00
	114		03/24/09		3,262.88	1,450.91	1,811.97	0.00
						1,450.91	1,811.97	0.00
125003140	1,023	AXA S A SPONS ADR SALE OF RTS ON 1023 0000 SHS RECORD 11/13/09 PAY 12/04/09	11/13/09	11/13/09	593.06	01	593.05	0.00
						01	593.05	0.00
125003150	185	BAE SYSTEMS PLC SPON ADR	01/21/09	02/04/09	4,217.97	4,181.00	36.97	0.00
						4,181.00	36.97	0.00
125003160	203	BAE SYSTEMS PLC SPON ADR	12/30/08	03/04/09	4,114.78	4,295.87	(181.09)	0.00
						4,295.87	(181.09)	0.00
125003170	138	BAE SYSTEMS PLC SPON ADR	12/30/08	04/16/09	2,775.10	2,920.34	(145.24)	0.00
						2,920.34	(145.24)	0.00
125003180	298	BAE SYSTEMS PLC SPON ADR	12/30/08	04/27/09	6,096.92	6,306.25	(209.33)	0.00
						6,306.25	(209.33)	0.00
125003190	206	BAE SYSTEMS PLC SPON ADR Morgan Stanley Smith Barney LLC acted as your agent in this transaction	01/21/09	07/20/09	4,690.27	4,700.80	(10.53)	0.00
						4,700.80	(10.53)	0.00
125003200	140	BAE SYSTEMS PLC SPON ADR MorganStanley SmithBarney LLC acted as your agent in this transaction	12/30/08	10/16/09	2,949.72	2,962.67	(12.95)	0.00
						2,962.67	(12.95)	0.00

2
0
0
9
Y
E
A
R
E
N
D
S
U
M
M
A
R
Y

CITI GLOBAL IMPACT FUNDING
Account Number 692-72495-13 643

Details of Short Term Gain (Loss) 2009 - continued

Reference number	Quantity	Security Description	Opening Trade Date	Closing Trade Date	Sale Proceeds	Original Cost Adjusted Cost	Original Gain/(Loss) Adjusted Gain/(Loss)	Ordinary Income Capital Gain/(Loss)
125003210	4	BAE SYSTEMS PLC SPON ADR MorganStanley SmithBarney LLC acted as your agent in this transaction	12/30/08	10/27/09	\$ 83 95	\$ 84 65 \$ 84 65	(\$ 70) (\$ 70)	\$ 0 00 \$ 0 00
125003220	123	BG GROUP PLC SPON ADR	12/30/08	02/04/09	8,302 45	8 655 51 8,655 51	(353 06) (353 06)	0 00 0 00
125003230	122	BG GROUP PLC SPON ADR	12/30/08	03/04/09	8,328 89	8,585 14 8,585 14	(256 25) (256 25)	0 00 0 00
125003240	106	BG GROUP PLC SPON ADR	12/30/08	04/08/09	8,038 83	7,459 22 7,459 22	579 61 579 61	0 00 0 00
125003250	24	BG GROUP PLC SPON ADR	12/30/08	05/06/09	2,024 58	1,688 88 1,688 88	335 70 335 70	0 00 0 00
125003260	19	BG GROUP PLC SPON ADR Morgan Stanley Smith Barney LLC acted as your agent in this transaction	12/30/08	06/12/09	1,772 84	1,337 03 1,337 03	435 81 435 81	0 00 0 00
125003270	68	BG GROUP PLC SPON ADR Morgan Stanley Smith Barney LLC acted as your agent in this transaction	12/30/08	07/20/09	5,932 84	4,785 16 4,785 16	1,147 68 1,147 68	0 00 0 00
125003280	14	BG GROUP PLC SPON ADR MorganStanley SmithBarney LLC acted as your agent in this transaction	12/30/08	09/23/09	1,270 60	985 18 985 18	285 42 285 42	0 00 0 00
125003290	17	BG GROUP PLC SPON ADR MorganStanley SmithBarney LLC acted as your agent in this transaction	12/30/08	10/27/09	1,569 39	1,196 29 1,196 29	373 10 373 10	0 00 0 00
125003370	114	BALCHEM CORP	12/30/08	04/16/09	2,770 69	2,794 40 2,794 40	(23 71) (23 71)	0 00 0 00
125003380	70	BALCHEM CORP Morgan Stanley Smith Barney LLC acted as your agent in this transaction	12/30/08	06/12/09	1,739 45	1,715 86 1,715 86	23 59 23 59	0 00 0 00
125003390	259	BALCHEM CORP Morgan Stanley Smith Barney LLC acted as your agent in this transaction	12/30/08	07/20/09	6,582 32	6,348 69 6,348 69	233 63 233 63	0 00 0 00

2
0
0
9
Y
E
A
R
E
N
D
S
U
M
M
A
R
Y

CITI GLOBAL IMPACT FUNDING
Account Number 692-72495-13 643

Details of Short Term Gain/(Loss) 2009 - continued

Reference number	Quantity	Security Description	Opening Trade Date	Closing Trade Date	Sale Proceeds	Original Cost Adjusted Cost	Original Gain/(Loss) Adjusted Gain/(Loss)	Ordinary Income Capital Gain/(Loss)
125003400	57	BALCHEM CORP MorganStanley SmithBarney LLC acted as your agent in this transaction	12/30/08	09/23/09	\$ 1,547.51	\$ 1,397.20 \$ 1,397.20	\$ 150.31 \$ 150.31	\$ 0.00 \$ 0.00
125003410	4	BALCHEM CORP MorganStanley SmithBarney LLC acted as your agent in this transaction	12/30/08	10/27/09	112.47	98.05 98.05	14.42 14.42	0.00 0.00
125003420	107	BALL CORP	12/30/08	02/04/09	4,246.89	4,354.64 4,354.64	(107.75) (107.75)	0.00 0.00
125003430	107	BALL CORP	12/30/08	03/04/09	4,131.78	4,354.64 4,354.64	(222.86) (222.86)	0.00 0.00
125003440	204	BALL CORP	12/30/08	04/08/09	8,591.23	8,302.31 8,302.31	288.92 288.92	0.00 0.00
125003450	363	BALL CORP Morgan Stanley Smith Barney LLC acted as your agent in this transaction	12/30/08	07/20/09	17,196.49	14,773.23 14,773.23	2,423.26 2,423.26	0.00 0.00
125003460	31	BALL CORP MorganStanley SmithBarney LLC acted as your agent in this transaction	12/30/08	09/23/09	1,537.56	1,261.63 1,261.63	275.93 275.93	0.00 0.00
125003470	120	BALL CORP MorganStanley SmithBarney LLC acted as your agent in this transaction	12/30/08	10/16/09	6,171.86	4,883.71 4,883.71	1,288.15 1,288.15	0.00 0.00
125003480	612	BANCO ESPIRITO SANTO SA-EU	12/30/08	02/04/09	3,855.57	5,722.20 5,722.20	(1,866.63) (1,866.63)	0.00 0.00
125003490	1,940	BANCO ESPIRITO SANTO SA-EU SALE OF RTS ON 1940 0000 SHS	04/09/09	04/09/09	3,208.04	01 01	3,208.03 3,208.03	0.00 0.00
125003500	126	BANCO ESPIRITO SANTO SA-EU Morgan Stanley Smith Barney LLC acted as your agent in this transaction	12/30/08	07/20/09	755.98	1,178.10 1,178.10	(422.12) (422.12)	0.00 0.00
125003510	29	BANCO ESPIRITO SANTO SA-EU MorganStanley SmithBarney LLC acted as your agent in this transaction	12/30/08	09/23/09	201.54	271.15 271.15	(69.61) (69.61)	0.00 0.00

2
0
0
9
Y
E
A
R
E
N
D
S
U
M
M
A
R
Y

Corrected Copy as of 03/31/10
Ref 00009496 00245632

CITI GLOBAL IMPACT FUNDING
Account Number 692-72495-13 643

Details of Short Term Gain (Loss) 2009 - continued

Reference number	Quantity	Security Description	Opening Trade Date	Closing Trade Date	Sale Proceeds	Original Cost Adjusted Cost	Original Gain/(Loss) Adjusted Gain/(Loss)	Ordinary Income Capital Gain/(Loss)
125003520	265	BANCO ESPIRITO SANTO SA-EU MorganStanley SmithBarney LLC acted as your agent in this transaction	12/30/08	10/16/09	\$ 2,040 44	\$ 2,477 75 \$ 2,477 75	(\$ 437 31) (\$ 437 31)	\$ 0 00 \$ 0 00
125003530	1,689	BANCO SANTANDER S A	11/21/08	02/27/09	10,230 55	11,503 10 11,503 10	(1,272 55) (1,272 55)	0 00 0 00
125003540	1,153	BANCO SANTANDER S A Morgan Stanley Smith Barney LLC acted as your agent in this transaction	07/10/09	07/20/09	15,200 18	13,259 15 13,259 15	1,941 03 1,941 03	0 00 0 00
125003550	353	BANCO SANTANDER S A MorganStanley SmithBarney LLC acted as your agent in this transaction	07/10/09	09/23/09	5,860 88	4,059 39 4,059 39	1,801 49 1,801 49	0 00 0 00
125003560	1,010	BANCO SANTANDER S A MorganStanley SmithBarney LLC acted as your agent in this transaction	07/10/09	10/16/09	16,889 29	11,614 70 11,614 70	5,274 59 5,274 59	0 00 0 00
125003570	27	BANCO SANTANDER S A MorganStanley SmithBarney LLC acted as your agent in this transaction	07/10/09	10/27/09	449 64	310 49 310 49	139 15 139 15	0 00 0 00
125003580	261	BANK OF AMERICA CORP MERGER 01/02/09 590188108000	12/30/08	01/02/09	3 64	3 33 3 33	31 31	0 00 0 00
125003590	886	BANK OF AMERICA CORP	12/30/08	02/04/09	4,217 33	11,320 29 11,320 29	(7,102 96) (7,102 96)	0 00 0 00
125003600	4,276	BANK OF AMERICA CORP	12/30/08	04/08/09	29,717 43	54,633 79 54,633 79	(24,916 36) (24,916 36)	0 00 0 00
125003610	522	BANK OF AMERICA CORP	12/30/08	04/16/09	5,602 48	6,669 52 6,669 52	(1,067 04) (1,067 04)	0 00 0 00
125003620	193	BANK OF AMERICA CORP	12/30/08	05/06/09	2,418 61	2,465 93 2,465 93	(47 32) (47 32)	0 00 0 00
	130		01/21/09		1,629 12	837 20 837 20	791 92 791 92	0 00 0 00
125003630	1,512	BANK OF AMERICA CORP	01/21/09	05/11/09	19,988 27	9,737 28 9,737 28	10,250 99 10,250 99	0 00 0 00

2
0
0
9
Y
E
A
R
E
N
D
S
U
M
M
A
R
Y

Corrected Copy as of 03/31/10
Ref 00009496 00245633

CITI GLOBAL IMPACT FUNDING
Account Number 692-72495-13 643

Details of Short Term Gain (Loss) 2009 - continued

Reference number	Quantity	Security Description	Opening Trade Date	Closing Trade Date	Sale Proceeds	Original Cost Adjusted Cost	Original Gain/(Loss) Adjusted Gain/(Loss)	Ordinary Income Capital Gain/(Loss)
125003640	274	BANK OF AMERICA CORP Morgan Stanley Smith Barney LLC acted as your agent in this transaction	06/30/09	07/20/09	\$ 3,362.00	\$ 3,635.27 \$ 3,635.27	(\$ 273.27) (\$ 273.27)	\$ 0.00 \$ 0.00
125003650	215	BANK OF AMERICA CORP Morgan Stanley Smith Barney LLC acted as your agent in this transaction	01/21/09	09/23/09	3,855.07	1,384.60 1,384.60	2,470.47 2,470.47	0.00 0.00
125003660	49	C R BARD INC NEW JERSEY	01/21/09	02/04/09	4,238.47	4,245.90 4,245.90	(7.43) (7.43)	0.00 0.00
125003670	53	C R BARD INC NEW JERSEY	12/30/08	03/04/09	4,116.48	4,347.38 4,347.38	(230.90) (230.90)	0.00 0.00
125003680	114	C R BARD INC NEW JERSEY	12/30/08	03/23/09	8,728.31	9,350.96 9,350.96	(622.65) (622.65)	0.00 0.00
125003690	144	C R BARD INC NEW JERSEY	12/30/08	04/08/09	11,174.76	11,811.75 11,811.75	(636.99) (636.99)	0.00 0.00
125003700	77	C R BARD INC NEW JERSEY	12/30/08	04/27/09	5,454.54	6,316.00 6,316.00	(861.46) (861.46)	0.00 0.00
	9		01/21/09		637.54	779.86 779.86	(142.32) (142.32)	0.00 0.00
	38		04/01/09		2,691.85	2,967.49 2,967.49	(275.64) (275.64)	0.00 0.00
125003710	30	C R BARD INC NEW JERSEY Morgan Stanley Smith Barney LLC acted as your agent in this transaction	04/01/09	07/20/09	2,211.83	2,342.76 2,342.76	(130.93) (130.93)	0.00 0.00
	2		04/03/09		147.46	155.54 155.54	(8.08) (8.08)	0.00 0.00
125003720	1	C R BARD INC NEW JERSEY Morgan Stanley Smith Barney LLC acted as your agent in this transaction	04/03/09	09/23/09	78.97	77.77 77.77	1.20 1.20	0.00 0.00
125003730	58	BAXTER INTL INC	02/08/08	02/04/09	3,455.93	3,506.18 3,506.18	(50.25) (50.25)	0.00 0.00
	297		06/09/08		17,696.77	18,006.84 18,006.84	(310.07) (310.07)	0.00 0.00
125003770	298	BAXTER INTL INC Morgan Stanley Smith Barney LLC acted as your agent in this transaction	12/30/08	07/20/09	15,927.78	15,599.05 15,599.05	328.73 328.73	0.00 0.00
	106		01/21/09		5,665.58	5,866.04 5,866.04	(200.46) (200.46)	0.00 0.00

2
0
0
9
Y
E
A
R
E
N
D
S
U
M
M
A
R
Y

Corrected Copy as of 03/31/10
Ref 00009496 00245634

CITI GLOBAL IMPACT FUNDING
Account Number 692-72495-13 643

Details of Short Term Gain (Loss) 2009 - continued

Reference number	Quantity	Security Description	Opening Trade Date	Closing Trade Date	Sale Proceeds	Original Cost Adjusted Cost	Original Gain/(Loss) Adjusted Gain/(Loss)	Ordinary Income Capital Gain/(Loss)
125003780	1,298	BAXTER INTL INC Morgan Stanley Smith Barney LLC acted as your agent in this transaction	12/30/08	07/29/09	\$ 72,169.80	\$ 67,944.85 \$ 67,944.85	\$ 4,224.95 \$ 4,224.95	\$ 0.00 \$ 0.00
125003790	13	BAXTER INTL INC Morgan Stanley Smith Barney LLC acted as your agent in this transaction	12/30/08	09/23/09	743.76	680.50 680.50	63.26 63.26	0.00 0.00
125003800	1	BAXTER INTL INC Morgan Stanley Smith Barney LLC acted as your agent in this transaction	12/30/08	10/27/09	54.69	52.35 52.35	2.34 2.34	0.00 0.00
125003810	96	BECKMAN COULTER INC	12/30/08	03/04/09	4,160.61	4,163.93 4,163.93	(3.32) (3.32)	0.00 0.00
125003820	191	BECKMAN COULTER INC	12/30/08	03/27/09	9,776.64	8,284.49 8,284.49	1,492.15 1,492.15	0.00 0.00
125003830	134	BECKMAN COULTER INC	12/30/08	04/08/09	6,993.95	5,812.16 5,812.16	1,181.79 1,181.79	0.00 0.00
125003840	104 103	BECKMAN COULTER INC Morgan Stanley Smith Barney LLC acted as your agent in this transaction	04/01/09 04/09/09	07/20/09	5,944.75 5,887.58	5,242.02 5,549.33 5,549.33	702.73 338.25 338.25	0.00 0.00 0.00
125003850	69	BECKMAN COULTER INC Morgan Stanley Smith Barney LLC acted as your agent in this transaction	12/30/08	10/16/09	4,700.15	2,992.83 2,992.83	1,707.32 1,707.32	0.00 0.00
125003860	8	BECKMAN COULTER INC Morgan Stanley Smith Barney LLC acted as your agent in this transaction	12/30/08	10/20/09	558.30	346.99 346.99	211.31 211.31	0.00 0.00
125003870	2	BECKMAN COULTER INC Morgan Stanley Smith Barney LLC acted as your agent in this transaction	12/30/08	10/27/09	136.37	86.75 86.75	49.62 49.62	0.00 0.00
125003910	54	BECTON DICKINSON & CO Morgan Stanley Smith Barney LLC acted as your agent in this transaction	01/21/09	11/06/09	3,790.79	3,879.55 3,879.55	(88.76) (88.76)	0.00 0.00

2
0
0
9
Y
E
A
R
E
N
D
S
U
M
M
A
R
Y

CITI GLOBAL IMPACT FUNDING
Account Number 692-72495-13 643

Details of Short Term Gain (Loss) 2009 - continued

Reference number	Quantity	Security Description	Opening Trade Date	Closing Trade Date	Sale Proceeds	Original Cost Adjusted Cost	Original Gain/(Loss) Adjusted Gain/(Loss)	Ordinary Income Capital Gain/(Loss)
125003920	995	BED BATH & BEYOND	12/30/08	02/02/09	\$ 22,437.12	\$ 25,126.04 25,126.04	(\$ 2,688.92) (2,688.92)	\$ 0.00 0.00
125003930	395	BED BATH & BEYOND	12/30/08	03/04/09	8,232.86	9,974.66 9,974.66	(1,741.80) (1,741.80)	0.00 0.00
125003940	1,342	BED BATH & BEYOND	12/30/08	04/08/09	41,761.96	33,888.58 33,888.58	7,873.38 7,873.38	0.00 0.00
125003950	91	BED BATH & BEYOND	12/30/08	04/16/09	2,842.94	2,297.96 2,297.96	544.98 544.98	0.00 0.00
125003960	64	BED BATH & BEYOND	12/30/08	05/06/09	1,890.04	1,616.15 1,616.15	273.89 273.89	0.00 0.00
125003970	240	BED BATH & BEYOND Morgan Stanley Smith Barney LLC acted as your agent in this transaction	04/09/09	07/20/09	8,037.87	7,432.56 7,432.56	605.31 605.31	0.00 0.00
125003980	61	BED BATH & BEYOND Morgan Stanley Smith Barney LLC acted as your agent in this transaction	04/09/09	09/23/09	2,379.85	1,889.11 1,889.11	490.74 490.74	0.00 0.00
125003990	323	BED BATH & BEYOND Morgan Stanley Smith Barney LLC acted as your agent in this transaction	12/30/08	10/16/09	11,780.76	8,156.49 8,156.49	3,624.27 3,624.27	0.00 0.00
125004000	9	BED BATH & BEYOND Morgan Stanley Smith Barney LLC acted as your agent in this transaction	12/30/08	10/27/09	323.99	227.27 227.27	96.72 96.72	0.00 0.00
125004010	203	WR BERKLEY CORP	12/30/08	03/04/09	4,138.13	6,109.69 6,109.69	(1,971.56) (1,971.56)	0.00 0.00
125004020	111	WR BERKLEY CORP	12/30/08	04/16/09	2,763.09	3,340.77 3,340.77	(577.68) (577.68)	0.00 0.00
125004030	82	WR BERKLEY CORP	12/30/08	05/06/09	1,909.73	2,467.95 2,467.95	(558.22) (558.22)	0.00 0.00
125004040	565	WR BERKLEY CORP Morgan Stanley Smith Barney LLC acted as your agent in this transaction	12/30/08	07/20/09	12,497.64	17,004.81 17,004.81	(4,507.17) (4,507.17)	0.00 0.00

2
0
0
9

Y
E
A
R

E
N
D

S
U
M
M
A
R
Y

Corrected Copy as of 03/31/10
Ref 00009496 00245636

CITI GLOBAL IMPACT FUNDING
Account Number 692-72495-13 643

2
0
0
9
Y
E
A
R
E
N
D
S
U
M
M
A
R
Y

Details of Short Term Gain (Loss) 2009 continued

Reference number	Quantity	Security Description	Opening Trade Date	Closing Trade Date	Sale Proceeds	Original Cost Adjusted Cost	Original Gain/(Loss) Adjusted Gain/(Loss)	Ordinary Income Capital Gain/(Loss)
125004050	87	WR BERKLEY CORP Morgan Stanley Smi	12/30/08	07/30/09	\$ 2,029 07	\$ 2,618 44	(\$ 589 37)	\$ 0 00
	184	th Barney LLC acted as yo	01/21/09		4,291 36	5,049 81	(758 45)	0 00
	251	ur agent in this transa	04/01/09		5,853 97	5,049 81	(758 46)	0 00
	483		04/06/09		11,264 81	5,669 66	184 31	0 00
						11,692 46	(427 65)	0 00
						11,692 46	(427 65)	0 00
125004060	586	BERRY PETROLEUM CO CL A	01/21/09	02/04/09	4,197 20	4,056 88	140 32	0 00
						4,056 88	140 32	0 00
125004070	495	BERRY PETROLEUM CO CL A	12/30/08	04/08/09	6,738 26	3,394 91	3,343 35	0 00
						3,394 91	3,343 35	0 00
125004080	263	BERRY PETROLEUM CO CL A Morgan Stanley Smi	12/30/08	07/20/09	5,340 73	1,803 76	3,536 97	0 00
		th Barney LLC acted as yo				1,803 76	3,536 97	0 00
		ur agent in this transa						
125004090	6	BERRY PETROLEUM CO CL A Morgan Stanley SmithBarney LLC	12/30/08	09/23/09	164 51	41 15	123 36	0 00
		acted as your agent				41 15	123 36	0 00
		in this transaction						
125004100	24	BERRY PETROLEUM CO CL A Morgan Stanley SmithBarney LLC	12/30/08	10/27/09	680 86	164 60	516 26	0 00
		acted as your agent				164 60	516 26	0 00
		in this transaction						
125004150	78	BEST BUY INC Morgan Stanley Smi	12/30/08	08/24/09	2,811 08	2,137 83	673 25	0 00
	355	th Barney LLC acted as yo	01/21/09		12,794 01	2,137 83	673 25	0 00
		ur agent in this transa				9,584 96	3,209 05	0 00
						9,584 96	3,209 05	0 00
125004160	334	BLACK BOX CORP DE Morgan Stanley Smi	12/30/08	07/20/09	10,620 92	7,824 66	2,796 26	0 00
		th Barney LLC acted as yo				7,824 66	2,796 26	0 00
		ur agent in this transa						
125004170	4	BLACK BOX CORP DE Morgan Stanley SmithBarney LLC	12/30/08	10/27/09	107 95	93 71	14 24	0 00
		acted as your agent				93 71	14 24	0 00
		in this transaction						

Corrected Copy as of 03/31/10
Ref 00009496 00245637

CITI GLOBAL IMPACT FUNDING
Account Number 692-72495-13 643

Details of Short Term Gain (Loss) 2009 - continued

Reference number	Quantity	Security Description	Opening Trade Date	Closing Trade Date	Sale Proceeds	Original Cost Adjusted Cost	Original Gain/(Loss) Adjusted Gain/(Loss)	Ordinary Income Capital Gain/(Loss)
125004180	14,244 742	BLACKROCK HIGH YIELD BOND PORT INSTL CL CONFIRM #500090350145435	12/30/08	02/04/09	\$ 74,642 45	\$ 71,935 95 \$ 71,936 95	\$ 2,706 50 \$ 2,706 50	\$ 0 00 \$ 0 00
125004190	114,353 877	BLACKROCK HIGH YIELD BOND PORT INSTL CL CONFIRM #500090630216857	12/30/08	03/04/09	571,769 39	577,487 08 577,487 08	(5,717 69) (5,717 69)	0 00 0 00
125004200	1,538 462	BLACKROCK HIGH YIELD BOND PORT INSTL CL CONFIRM #500091060196346	12/30/08	04/16/09	8,261 54	7,769 23 7,769 23	492 31 492 31	0 00 0 00
125004210	5,178 571	BLACKROCK HIGH YIELD BOND PORT INSTL CL CONFIRM #500091260166198	12/30/08	05/06/09	29,207 14	26,151 78 26,151 78	3,055 36 3,055 36	0 00 0 00
125004220	14,303 88	BLACKROCK HIGH YIELD BOND PORT INSTL CL CONFIRM #500091390181752	12/30/08	05/19/09	81,389 08	72,234 59 72,234 59	9,154 49 9,154 49	0 00 0 00
125004230	9,429 53	BLACKROCK HIGH YIELD BOND PORT INSTL CL CONFIRM #500091630201030 Morgan Stanley Smi	12/30/08	06/12/09	56,388 59	47,619 13 47,619 13	8,769 46 8,769 46	0 00 0 00
125004240	104,013 926	BLACKROCK HIGH YIELD BOND PORT INSTL CL CONFIRM #500092010224659 Morgan Stanley Smi	12/30/08	07/20/09	622,003 28	525,270 32 525,270 32	96,732 96 96,732 96	0 00 0 00
125004250	5,755 958	BLACKROCK HIGH YIELD BOND PORT INSTL CL CONFIRM #500092660242803 MorganStanley SmithBarney LLC	12/30/08	09/23/09	38 277 12	29 067 59 29,067 59	9,209 53 9,209 53	0 00 0 00
125004260	10,730 917	BLACKROCK HIGH YIELD BOND PORT INSTL CL CONFIRM #500093000187948 MorganStanley SmithBarney LLC	12/30/08	10/27/09	72,541 00	54,191 13 54,191 13	18,349 87 18,349 87	0 00 0 00
125004270	38	BLACKROCK INC	12/30/08	02/04/09	4,295 87	4,802 06 4,802 06	(506 19) (506 19)	0 00 0 00
125004280	214	BLACKROCK INC	12/30/08	04/20/09	28,574 34	27,043 15 27,043 15	1,531 19 1,531 19	0 00 0 00
	16			01/21/09	2,136 40	1,644 96 1,644 96	491 44 491 44	0 00 0 00

2
0
0
9
Y
E
A
R
E
N
D
S
U
M
M
A
R
Y

Corrected Copy as of 03/31/10
Ref 00009496 00245638

CITI GLOBAL IMPACT FUNDING
Account Number 692-72495-13 643

Details of Short Term Gain (Loss) 2009 - continued

Reference number	Quantity	Security Description	Opening Trade Date	Closing Trade Date	Sale Proceeds	Original Cost Adjusted Cost	Original Gain/(Loss) Adjusted Gain/(Loss)	Ordinary Income Capital Gain/(Loss)
125004290	35	BLACKROCK INC	01/21/09	06/12/09	\$ 6,066 28	\$ 3,598 35	\$ 2,467 93	\$ 0 00
	66	Morgan Stanley Smith Barney LLC acted as your agent in this transaction	02/09/09		11 439 28	7,844 73	3,594 55	0 00
	37		04/01/09		6,412 93	7,844 73	3,594 55	0 00
	33		05/11/09		5,719.64	4,803 71	1,609 22	0 00
						4,756 29	963 35	0 00
						4,756 29	963 35	0 00
125004300	399	H & R BLOCK INC	12/08/08	02/04/09	8,459 95	8,147 98	311 97	0 00
						8,147 98	311 97	0 00
125004310	226	H & R BLOCK INC	12/08/08	03/04/09	4 116 11	4,615 15	(499 04)	0 00
						4,615.15	(499 04)	0 00
125004320	1,063	H & R BLOCK INC Morgan Stanley Smith Barney LLC acted as your agent in this transaction	12/08/08	07/20/09	18,328 30	21,707 52	(3,379 22)	0 00
						21,707 52	(3,379 22)	0 00
125004330	42	H & R BLOCK INC MorganStanley SmithBarney LLC acted as your agent in this transaction	12/08/08	10/27/09	786 37	857 68	(71 31)	0 00
						857 68	(71 31)	0 00
125004350	353	BOEING CO	06/09/08	02/11/09	14,211 45	26,116.56	(11,905 11)	0 00
	333		08/06/08		13,406 27	26,116 56	(11,905 11)	0 00
						21,621 99	(8,215 72)	0 00
						21,621 99	(8,215 72)	0 00
125004360	136	BOEING CO	08/06/08	03/23/09	4,663 41	8,830 60	(4,167 19)	0 00
						8,830 60	(4,167 19)	0 00
125004370	90	BOEING CO	08/06/08	05/06/09	3,957 46	5,843 78	(1,886 32)	0 00
						5,843 78	(1,886 32)	0 00
125004380	41	BOEING CO	08/06/08	05/19/09	1,843 09	2,662 17	(819 08)	0 00
	117		08/08/08		5,259 55	2,662 17	(819 08)	0 00
						7,984.21	(2,724 66)	0 00
						7,984 21	(2,724 66)	0 00
125004390	101	BOEING CO Morgan Stanley Smith Barney LLC acted as your agent in this transaction	08/08/08	06/12/09	5,199 54	6,892.35	(1,692 81)	0 00
						6,892 35	(1,692 81)	0 00

2
0
0
9
Y
E
A
R
E
N
D
S
U
M
M
A
R
Y

Corrected Copy as of 03/31/10
Ref 00009496 00245639

CITI GLOBAL IMPACT FUNDING
Account Number 692-72495-13 643

Details of Short Term Gain (Loss) 2009 - continued

Reference number	Quantity	Security Description	Opening Trade Date	Closing Trade Date	Sale Proceeds	Original Cost Adjusted Cost	Original Gain/(Loss) Adjusted Gain/(Loss)	Ordinary Income Capital Gain/(Loss)
125004400	243	BOEING CO Morgan Stanley Smith Barney LLC acted as your agent in this transaction	08/08/08	07/20/09	\$ 10,177.54	\$ 16,582.59 \$ 16,582.59	(\$ 6,405.05) (\$ 6,405.05)	\$ 0.00 \$ 0.00
125004430	328	BRAMBLES LTD-AUD	03/30/09	04/16/09	2,492.73	2,311.16 2,311.16	181.57 181.57	0.00 0.00
125004440	365	BRAMBLES LTD-AUD	03/30/09	04/27/09	2,646.18	2,571.86 2,571.86	74.32 74.32	0.00 0.00
	214		04/01/09		1,551.46	1,551.50 1,551.50	(.04) (.04)	0.00 0.00
	218		04/13/09		1,580.46	1,853.00 1,853.00	(272.54) (272.54)	0.00 0.00
125004450	124	BRAMBLES LTD-AUD Morgan Stanley Smith Barney LLC acted as your agent in this transaction	04/13/09	07/20/09	1,196.56	1,054.00 1,054.00	142.56 142.56	0.00 0.00
125004460	9	BRAMBLES LTD-AUD Morgan Stanley Smith Barney LLC acted as your agent in this transaction	04/13/09	10/27/09	116.36	76.50 76.50	39.86 39.86	0.00 0.00
125004470	186	BRISTOL MYERS SQUIBB CO	01/21/09	02/04/09	4,235.75	4,166.40 4,166.40	69.35 69.35	0.00 0.00
125004480	508	BRISTOL MYERS SQUIBB CO Morgan Stanley Smith Barney LLC acted as your agent in this transaction	07/11/08	06/05/09	10,106.25	10,732.52 10,732.52	(626.27) (626.27)	0.00 0.00
	232		07/22/08		4,615.45	5,024.89 5,024.89	(409.44) (409.44)	0.00 0.00
	943		08/01/08		18,760.22	20,026.21 20,026.21	(1,265.99) (1,265.99)	0.00 0.00
	367		08/27/08		7,301.17	7,854.06 7,854.06	(552.89) (552.89)	0.00 0.00
	607		09/23/08		12,075.77	12,317.79 12,317.79	(242.02) (242.02)	0.00 0.00
	231		09/24/08		4,595.56	4,736.40 4,736.40	(140.84) (140.84)	0.00 0.00
	899		09/26/08		17,884.87	18,560.21 18,560.21	(675.34) (675.34)	0.00 0.00
	244		01/21/09		4,854.18	5,465.60 5,465.60	(611.42) (611.42)	0.00 0.00

2
0
0
9
Y
E
A
R
E
N
D
S
U
M
M
A
R
Y

Corrected Copy as of 03/31/10
Ref 00009496 00245640

CITI GLOBAL IMPACT FUNDING
Account Number 692-72495-13 643

Details of Short Term Gain (Loss) 2009 - continued

Reference number	Quantity	Security Description	Opening Trade Date	Closing Trade Date	Sale Proceeds	Original Cost Adjusted Cost	Original Gain/(Loss) Adjusted Gain/(Loss)	Ordinary Income Capital Gain/(Loss)
125004490	18	BRITISH SKY BROADCASTING GROUP PLC SPONSORED ADR-USD-	05/22/08	02/04/09	\$ 508 26	\$ 756 72	(\$ 248 46)	\$ 0 00
	122		06/10/08		3,444 85	4,965 40	(1,520 55)	0 00
					4,965 40	(1,520 55)	0 00	
125004580	192	BUFFALO WILD WINGS INC	12/30/08	02/04/09	4,213 99	4,610 36	(396 37)	0 00
						4,610 36	(396 37)	0 00
125004590	133	BUFFALO WILD WINGS INC	12/30/08	03/04/09	4,154 09	3,193 64	960 45	0 00
						3,193 64	960 45	0 00
125004600	81	BUFFALO WILD WINGS INC	12/30/08	04/27/09	3,383 93	1,945 00	1,438 93	0 00
	136		04/01/09		5 681 66	4,859 27	822 39	0 00
					4,859 27	822 39	0 00	
125004610	194	BUFFALO WILD WINGS INC Morgan Stanley Smith Barney LLC acted as your agent in this transaction	12/30/08	07/20/09	6,592 01	4,658 38	1,933 63	0 00
						4,658 38	1,933 63	0 00
125004620	6	BUFFALO WILD WINGS INC Morgan Stanley Smith Barney LLC acted as your agent in this transaction	12/30/08	09/23/09	257 75	144 07	113 68	0 00
						144 07	113 68	0 00
125004630	131	BUFFALO WILD WINGS INC Morgan Stanley Smith Barney LLC acted as your agent in this transaction	12/30/08	10/16/09	5,575 28	3,145 61	2,429 67	0 00
						3,145 61	2,429 67	0 00
125004640	104	BURGER KING HOLDINGS INC Morgan Stanley Smith Barney LLC acted as your agent in this transaction	04/07/09	06/12/09	1,725 73	2,426 11	(700 38)	0 00
						2,426 11	(700 38)	0 00
125004650	657	BURGER KING HOLDINGS INC Morgan Stanley Smith Barney LLC acted as your agent in this transaction	04/07/09	07/01/09	11 418 36	15,326 50	(3,908 14)	0 00
	246		04/13/09		4,275 37	5,696 94	(1,421 57)	0 00
	356		05/11/09		6,187 12	6,517 65	(330 53)	0 00
					6,517 65	(330 53)	0 00	
125004660	141	CRH PLC ADR-USD	05/08/09	05/19/09	3,555 92	3,454 58	101 34	0 00
						3,454 58	101 34	0 00

2
0
0
9
Y
E
A
R
E
N
D
S
U
M
M
A
R
Y

CITI GLOBAL IMPACT FUNDING
Account Number 692-72495-13 643

Details of Short Term Gain (Loss) 2009 - continued

Reference number	Quantity	Security Description	Opening Trade Date	Closing Trade Date	Sale Proceeds	Original Cost Adjusted Cost	Original Gain/(Loss) Adjusted Gain/(Loss)	Ordinary Income Capital Gain/(Loss)
125004670	110	CRH PLC ADR-USD	05/08/09	07/20/09	\$ 2,649 84	\$ 2,695 07	(\$ 45 23)	\$ 0 00
	93	Morgan Stanley Smith Barney LLC acted as your agent in this transaction	05/11/09		2,240 32	2,175 83	64 49	0 00
						2,175 83	64 49	0 00
125004680	49	CRH PLC ADR-USD	05/11/09	10/27/09	1,331 78	1,146 40	185 38	0 00
		MorganStanley SmithBarney LLC acted as your agent in this transaction				1,146 40	185 38	0 00
125004690	443	CABOT CORP	12/30/08	03/04/09	4,152 65	6,471 43	(2,318 78)	0 00
						6,471 43	(2,318 78)	0 00
125004700	659	CABOT CORP	12/30/08	04/06/09	7,917 24	9,626 81	(1,709 57)	0 00
	370		01/21/09		4,445 19	5,400 15	(954 96)	0 00
	508		04/01/09		6,103 13	5,566 56	536 57	0 00
						5,566 56	536 57	0 00
125004710	199	CABOT OIL & GAS CORP	12/30/08	03/04/09	4,201 12	5,002 72	(801 60)	0 00
						5,002 72	(801 60)	0 00
125004720	100	CABOT OIL & GAS CORP	12/30/08	04/16/09	2,833 32	2,513 93	319 39	0 00
						2,513 93	319 39	0 00
125004730	48	CABOT OIL & GAS CORP	12/30/08	06/12/09	1,700 59	1,206 69	493 90	0 00
		Morgan Stanley Smith Barney LLC acted as your agent in this transaction				1,206 69	493 90	0 00
125004740	924	CABOT OIL & GAS CORP	12/30/08	07/07/09	26,129 95	23,228 71	2,901 24	0 00
		Morgan Stanley Smith Barney LLC acted as your agent in this transaction				23,228 71	2,901 24	0 00
125004750	25	CABOT OIL & GAS CORP	12/30/08	10/20/09	979 68	628 48	351 20	0 00
	138	MorganStanley SmithBarney LLC acted as your agent in this transaction	01/21/09		5,407 83	3,419 17	1,988 66	0 00
						3,419 17	1,988 66	0 00
125004760	8	CABOT OIL & GAS CORP	01/21/09	10/27/09	338 39	198 21	140 18	0 00
		MorganStanley SmithBarney LLC acted as your agent in this transaction				198 21	140 18	0 00

2
0
0
9
Y
E
A
R
E
N
D
S
U
M
M
A
R
Y

CITI GLOBAL IMPACT FUNDING
Account Number 692-72495-13 643

Details of Short Term Gain (Loss) 2009 - *continued*

Reference number	Quantity	Security Description	Opening Trade Date	Closing Trade Date	Sale Proceeds	Original Cost Adjusted Cost	Original Gain/(Loss) Adjusted Gain/(Loss)	Ordinary Income Capital Gain/(Loss)
125004810	163	CADBURY PLC ADR MorganStanley SmithBarney LLC	01/21/09	10/05/09	\$ 8,256 01	\$ 5,238 90	\$ 3,017 11	\$ 0 00
	76	acted as your agent in this transaction	04/09/09		3,849 43	2,313 82	1,535 61	0 00
						2,313 82	1,535 61	0 00
125004820	1	CADBURY PLC ADR MorganStanley SmithBarney LLC	04/09/09	10/27/09	50 87	30 45	20 42	0 00
		acted as your agent in this transaction				30 45	20 42	0 00
125004830	1,089	CALPINE CORP NEW	12/30/08	04/08/09	8,766 76	7,023 61	1,743 15	0 00
						7,023 61	1,743 15	0 00
125004840	294	CALPINE CORP NEW	12/30/08	04/16/09	2,869 65	1,896 18	973 47	0 00
						1,896 18	973 47	0 00
125004850	2,499	CALPINE CORP NEW	12/30/08	05/28/09	31,342 40	16,117 55	15,224 85	0 00
						16,117 55	15,224 85	0 00
125004860	108	CALPINE CORP NEW Morgan Stanley Smi th Barney LLC acted as yo ur agent in this transa	01/21/09	07/20/09	1,251 90	783 00	468 90	0 00
						783 00	468 90	0 00
125004870	94	CALPINE CORP NEW MorganStanley SmithBarney LLC	12/30/08	09/23/09	1,071 81	606 26	465 55	0 00
		acted as your agent in this transaction				606 26	465 55	0 00
125004880	355	CALPINE CORP NEW MorganStanley SmithBarney LLC	12/30/08	10/16/09	4,271 43	2 289 61	1,981 82	0 00
		acted as your agent in this transaction				2,289 61	1,981 82	0 00
125004890	1,391	CALPINE CORP NEW MorganStanley SmithBarney LLC	12/30/08	11/12/09	15 013 09	8,971 40	6,041 69	0 00
	551	acted as your agent in this transaction	01/21/09		5,946 96	3,994 75	1,952 21	0 00
						3,994 75	1,952 21	0 00
125004910	1,744	CAMERON INTERNATIONAL CORP	12/30/08	02/24/09	32,975 54	34,780 59	(1,805 05)	0 00
						34,780 59	(1,805 05)	0 00
125004920	53	CAMERON INTERNATIONAL CORP Morgan Stanley Smi th Barney LLC acted as yo ur agent in this transa	12/30/08	06/12/09	1,663 62	1,056 98	606 64	0 00
						1,056 98	606 64	0 00

2
0
0
9
Y
E
A
R
E
N
D
S
U
M
M
A
R
Y

CITI GLOBAL IMPACT FUNDING
Account Number 692-72495-13 643

Details of Short Term Gain (Loss) 2009 - continued

Reference number	Quantity	Security Description	Opening Trade Date	Closing Trade Date	Sale Proceeds	Original Cost Adjusted Cost	Original Gain/(Loss) Adjusted Gain/(Loss)	Ordinary Income Capital Gain/(Loss)
125004930	186	CAMERON INTERNATIONAL CORP Morgan Stanley Smith Barney LLC acted as your agent in this transaction	04/01/09	07/20/09	\$ 5,550.56	\$ 4,076.37 \$ 4,076.37	\$ 1,474.19 \$ 1,474.19	\$ 0.00 \$ 0.00
125004940	279	CAMERON INTERNATIONAL CORP Morgan Stanley Smith Barney LLC acted as your agent in this transaction	12/30/08	10/15/09	11,447.04	5,564.10 5,564.10	5,882.94 5,882.94	0.00 0.00
125004950	107	CAP GEMINI S A-ADR	12/30/08	05/06/09	1,945.21	2,065.10 2,065.10	(119.89) (119.89)	0.00 0.00
125004960	189	CAP GEMINI S A-ADR	12/30/08	05/19/09	3,562.55	3,647.70 3,647.70	(85.15) (85.15)	0.00 0.00
125004970	270	CAP GEMINI S A-ADR Morgan Stanley Smith Barney LLC acted as your agent in this transaction	12/30/08	07/20/09	5,507.85	5,211.00 5,211.00	296.85 296.85	0.00 0.00
125004980	34	CATALYST HEALTH SOLUTIONS INC	05/21/08	02/04/09	783.01	1,004.02 1,004.02	(221.01) (221.01)	0.00 0.00
	50		06/09/08		1,151.49	1,583.00 1,583.00	(431.51) (431.51)	0.00 0.00
125005020	416	CELANESE CORPORATION SER A Morgan Stanley Smith Barney LLC acted as your agent in this transaction	04/06/09	07/20/09	9,622.66	6,529.54 6,529.54	3,093.12 3,093.12	0.00 0.00
125005030	34	CELANESE CORPORATION SER A Morgan Stanley Smith Barney LLC acted as your agent in this transaction	04/06/09	09/23/09	882.61	533.66 533.66	348.95 348.95	0.00 0.00
125005040	974	CELANESE CORPORATION SER A Morgan Stanley Smith Barney LLC acted as your agent in this transaction	04/06/09	10/07/09	24,542.60	15,287.91 15,287.91	9,254.69 9,254.69	0.00 0.00
125005050	16	CELANESE CORPORATION SER A Morgan Stanley Smith Barney LLC acted as your agent in this transaction	04/06/09	10/20/09	430.54	251.14 251.14	179.40 179.40	0.00 0.00

2
0
0
9

Y
E
A
R

E
N
D

S
U
M
M
A
R
Y

CITI GLOBAL IMPACT FUNDING
Account Number 692-72495-13 643

Details of Short Term Gain (Loss) 2009 - continued

Reference number	Quantity	Security Description	Opening Trade Date	Closing Trade Date	Sale Proceeds	Original Cost Adjusted Cost	Original Gain/(Loss) Adjusted Gain/(Loss)	Ordinary Income Capital Gain/(Loss)
125005060	25	CELANESE CORPORATION SER A MorganStanley SmithBarney LLC acted as your agent in this transaction	04/06/09	10/27/09	\$ 706.23	\$ 392.40 \$ 392.40	\$ 313.83 \$ 313.83	\$ 0.00 \$ 0.00
125005070	657	CELESIO AG	12/30/08	04/16/09	2,759.32	3,685.77 3,685.77	(926.45) (926.45)	0.00 0.00
125005080	1,482	CELESIO AG	12/30/08	04/27/09	6,416.89	8,314.02 8,314.02	(1,897.13) (1,897.13)	0.00 0.00
125005090	874	CELESIO AG Morgan Stanley Smi th Barney LLC acted as yo ur agent in this transa	12/30/08	07/20/09	4,352.40	4,903.14 4,903.14	(550.74) (550.74)	0.00 0.00
125005100	26	CELESIO AG MorganStanley SmithBarney LLC acted as your agent in this transaction	12/30/08	09/23/09	142.99	145.86 145.86	(2.87) (2.87)	0.00 0.00
125005110	2,045 143	CELESIO AG MorganStanley SmithBarney LLC acted as your agent in this transaction	12/30/08 01/21/09	10/22/09	10,703.45 748.46	11,472.45 600.60 600.60	(769.00) 147.86 147.86	0.00 0.00 0.00
125005120	322	CENTURYTEL INC	12/30/08	03/04/09	8,291.77	8,547.39 8,547.39	(255.62) (255.62)	0.00 0.00
125005130	209	CENTURYTEL INC	12/30/08	04/16/09	5,626.34	5,547.84 5,647.84	78.50 78.50	0.00 0.00
125005140	311	CENTURYTEL INC	12/30/08	04/27/09	8,186.54	8,255.40 8,255.40	(68.86) (68.86)	0.00 0.00
125005150	78 146	CENTURYTEL INC Morgan Stanley Smi th Barney LLC acted as yo ur agent in this transa	12/30/08 01/21/09	07/20/09	2,302.53 4,309.85	2,070.49 4,023.32 4,023.32	232.04 286.53 286.53	0.00 0.00 0.00
125005160	122	CENTURYTEL INC MorganStanley SmithBarney LLC acted as your agent in this transaction	12/30/08	09/23/09	3,992.06	3,238.45 3,238.45	753.61 753.61	0.00 0.00
125005170	201	CENTURYTEL INC MorganStanley SmithBarney LLC acted as your agent in this transaction	12/30/08	10/16/09	6,773.82	5,335.49 5,335.49	1,438.33 1,438.33	0.00 0.00

2
0
0
9
Y
E
A
R
E
N
D
S
U
M
M
A
R
Y

CITI GLOBAL IMPACT FUNDING
Account Number 692-72495-13 643

Details of Short Term Gain (Loss) 2009 - continued

Reference number	Quantity	Security Description	Opening Trade Date	Closing Trade Date	Sale Proceeds	Original Cost Adjusted Cost	Original Gain/(Loss) Adjusted Gain/(Loss)	Ordinary Income Capital Gain/(Loss)
125005180	2	CHEUNG KONG HOLDING-ADR	06/10/08	02/04/09	\$ 17 06	\$ 31 10 \$ 31.10	(\$ 14 04) (\$ 14 04)	\$ 0 00 \$ 0 00
125005240	75	CHICAGO BRIDGE&IRON NV SHS MorganStanley SmithBarney LLC acted as your agent in this transaction	09/25/09	10/27/09	1,439 21	1,344 04 1,344 04	95 17 95 17	0 00 0 00
125005250	118	CHINA TELECOM CORP LTD SPONSORED ADR REPSTG H SHS	12/30/08	02/04/09	4,248 27	4,371 72 4,371.72	(123 45) (123 45)	0 00 0 00
125005260	38	CHINA TELECOM CORP LTD SPONSORED ADR REPSTG H SHS	12/30/08	05/06/09	1,970 62	1,407 84 1,407 84	562 78 562 78	0 00 0 00
125005270	131	CHINA TELECOM CORP LTD SPONSORED ADR REPSTG H SHS	12/30/08	07/20/09	6,876 27	4,853 36 4,853 36	2,022 91 2,022 91	0 00 0 00
	14	Morgan Stanley Smi th Barney LLC acted as yo	01/21/09		734 87	489 36 489.36	245 51 245 51	0 00 0 00
125005280	4	CHINA TELECOM CORP LTD SPONSORED ADR REPSTG H SHS MorganStanley SmithBarney LLC acted as your agent	01/21/09	09/23/09	195 07	139 82 139 82	55 25 55 25	0 00 0 00
125005290	2916 3124	CHUNGHWA TELECOM LTD ADR MERGER 03/20/09 17133Q304001	12/30/08 01/21/09	03/20/09	5 45 5 84	5 38 5 38 5 61 5 61	07 07 23 23	0 00 0 00 0 00 0 00
125005300	862 6033 277 3967	CHUNGHWA TELECOM LTD ADR	12/30/08 01/21/09	04/01/09	15,450 86 4,968 70	15,911 08 15,911 08 4,984 20 4,984 20	(460 22) (460 22) (15 50) (15 50)	0 00 0 00 0 00 0 00
125005310	647	CHUNGHWA TELECOM LTD ADR	01/21/09	04/07/09	11,947 58	11,625 15 11,625 15	322 43 322 43	0 00 0 00
125005320	647 323	CHUNGHWA TELECOM LTD ADR Morgan Stanley Smi th Barney LLC acted as yo ur agent in this transa	04/03/09 04/09/09	06/16/09	12,715 62 6,347 98	11,838 81 11,838 81 5,900 89 5,900 89	876 81 876 81 447 09 447 09	0 00 0 00 0 00 0 00
125005330	972	CINCINNATI FINANCIAL CORP	12/30/08	01/07/09	27,868 73	27,813 49 27,813 49	55 24 55 24	0 00 0 00
125005340	722	CINCINNATI FINANCIAL CORP	12/30/08	04/08/09	17,154 34	20,659 81 20,659 81	(3,505 47) (3,505 47)	0 00 0 00
125005350	154	CINCINNATI FINANCIAL CORP	12/30/08	05/19/09	3 534 59	4,406 66 4,406 66	(872 07) (872 07)	0 00 0 00

2
0
0
9

Y
E
A
R

E
N
D

S
U
M
M
A
R
Y

Corrected Copy as of 03/31/10
Ref 00009496 00245646

CITI GLOBAL IMPACT FUNDING
Account Number 692-72495-13 643

Details of Short Term Gain (Loss) 2009 - continued

Reference number	Quantity	Security Description	Opening Trade Date	Closing Trade Date	Sale Proceeds	Original Cost Adjusted Cost	Original Gain/(Loss) Adjusted Gain/(Loss)	Ordinary Income Capital Gain/(Loss)
125005360	441	CINCINNATI FINANCIAL CORP Morgan Stanley Smith Barney LLC acted as your agent in this transaction	12/30/08	07/20/09	\$ 10,214.17	\$ 12,619.08 \$ 12,619.08	(\$ 2,404.91) (\$ 2,404.91)	\$ 0.00 \$ 0.00
125005370	86	CINCINNATI FINANCIAL CORP Morgan Stanley Smith Barney LLC acted as your agent in this transaction	12/30/08	09/23/09	2,203.29	2,460.86 2,460.86	(257.57) (257.57)	0.00 0.00
125005380	251	CINCINNATI FINANCIAL CORP Morgan Stanley Smith Barney LLC acted as your agent in this transaction	12/30/08	10/16/09	6,476.13	7,182.29 7,182.29	(706.16) (706.16)	0.00 0.00
125005390	2	CINCINNATI FINANCIAL CORP Morgan Stanley Smith Barney LLC acted as your agent in this transaction	12/30/08	10/27/09	50.63	57.23 57.23	(6.60) (6.60)	0.00 0.00
125005400	823	CISCO SYS INC Morgan Stanley Smith Barney LLC acted as your agent in this transaction	05/19/09	07/20/09	17,414.23	15,801.35 15,801.35	1,612.88 1,612.88	0.00 0.00
125005410	21	CISCO SYS INC Morgan Stanley Smith Barney LLC acted as your agent in this transaction	05/19/09	09/23/09	481.94	403.19 403.19	78.75 78.75	0.00 0.00
125005420	64	CISCO SYS INC Morgan Stanley Smith Barney LLC acted as your agent in this transaction	05/19/09	10/27/09	1,509.98	1,228.78 1,228.78	281.20 281.20	0.00 0.00
125005430	31	CLEAN HARBORS INC Morgan Stanley Smith Barney LLC acted as your agent in this transaction	01/23/09	06/12/09	1,746.49	1,630.76 1,630.76	115.73 115.73	0.00 0.00
125005440	89	CLEAN HARBORS INC Morgan Stanley Smith Barney LLC acted as your agent in this transaction	01/23/09	07/20/09	4,686.61	4,681.84 4,681.84	4.77 4.77	0.00 0.00

2
0
0
9
Y
E
A
R
E
N
D
S
U
M
M
A
R
Y

CITI GLOBAL IMPACT FUNDING
Account Number 692-72495-13 643

Details of Short Term Gain (Loss) 2009 - continued

Reference number	Quantity	Security Description	Opening Trade Date	Closing Trade Date	Sale Proceeds	Original Cost Adjusted Cost	Original Gain/(Loss) Adjusted Gain/(Loss)	Ordinary Income Capital Gain/(Loss)
125005450	4	CLEAN HARBORS INC MorganStanley SmithBarney LLC acted as your agent in this transaction	01/23/09	09/23/09	\$ 235 19	\$ 210 42 \$ 210 42	\$ 24 77 \$ 24 77	\$ 0 00 \$ 0 00
125005460	91	CLEAN HARBORS INC MorganStanley SmithBarney LLC acted as your agent in this transaction	01/23/09	09/24/09	5,364 74	4,787 06 4,787 06	577 68 577 68	0 00 0 00
	116		04/01/09		6,838 56	5,575 10 6,575 10	1,263 46 1,263 46	0 00 0 00
125005470	290	COACH INC	06/03/08	02/04/09	4,214 25	10,347 11 10,347.11	(6,132 86) (6,132 86)	0 00 0 00
125005480	908	COACH INC	06/03/08	03/04/09	12,339 65	32,397 17 32,397 17	(20,057 52) (20,057 52)	0 00 0 00
125005490	775	COACH INC	06/03/08	04/08/09	13,562 54	27,651 77 27,651 77	(14,089 23) (14,089 23)	0 00 0 00
125005500	969	COACH INC	06/03/08	04/27/09	21,387 22	34,573 63 34,573 63	(13,186 41) (13,186 41)	0 00 0 00
125005510	76	COACH INC	06/03/08	05/06/09	1,945 77	2,711 66 2,711 66	(765 89) (765 89)	0 00 0 00
125005520	142	COACH INC	06/03/08	05/19/09	3,598 46	5,066 52 5,066 52	(1,468 06) (1,468 06)	0 00 0 00
125005530	238	COACH INC Morgan Stanley Smi th Barney LLC acted as yo ur agent in this transa	06/03/08	06/03/09	6,571 96	8,491 77 8,491 77	(1,919 81) (1,919 81)	0 00 0 00
125005560	45	COACH INC MorganStanley SmithBarney LLC acted as your agent in this transaction	01/21/09	10/16/09	1,536 33	656 96 656 96	879 37 879 37	0 00 0 00
125005570	6	COACH INC MorganStanley SmithBarney LLC acted as your agent in this transaction	01/21/09	10/27/09	201 54	87 59 87 59	113 95 113 95	0 00 0 00
125005580	216	COGNIZANT TECH SOLUTIONS CL A	01/22/09	03/04/09	4,143 28	4,006 37 4,006 37	136 91 136 91	0 00 0 00
125005590	121	COGNIZANT TECH SOLUTIONS CL A	01/22/09	04/16/09	2,844 75	2,244 31 2,244 31	600 44 600 44	0 00 0 00

2
0
0
9
Y
E
A
R
E
N
D
S
U
M
M
A
R
Y

CITI GLOBAL IMPACT FUNDING
Account Number 692-72495-13 643

Details of Short Term Gain (Loss) 2009 - continued

Reference number	Quantity	Security Description	Opening Trade Date	Closing Trade Date	Sale Proceeds	Original Cost Adjusted Cost	Original Gain/(Loss) Adjusted Gain/(Loss)	Ordinary Income Capital Gain/(Loss)
125005600	228	COGNIZANT TECH SOLUTIONS CL A	04/01/09	07/20/09	\$ 6,703 48	\$ 4,789 84	\$ 1,913 64	\$ 0 00
	244	Morgan Stanley Smith Barney LLC acted as your agent in this transaction	04/06/09		7 173 90	4,789 84 5,611 41 5,611 41	1,913 64 1,562 49 1,562 49	0 00 0 00 0 00
125005610	34	COGNIZANT TECH SOLUTIONS CL A	01/22/09	09/23/09	1,328 35	630 63	697 72	0 00
		Morgan Stanley Smith Barney LLC acted as your agent in this transaction				630 63	697 72	0 00
125005620	248	COGNIZANT TECH SOLUTIONS CL A	01/22/09	10/20/09	10,130 93	4,599 90	5,531 03	0 00
		Morgan Stanley Smith Barney LLC acted as your agent in this transaction				4,599 90	5,531 03	0 00
125005630	2	COGNIZANT TECH SOLUTIONS CL A	01/22/09	10/27/09	80 08	37 10	42 98	0 00
	11	Morgan Stanley Smith Barney LLC acted as your agent in this transaction	01/26/09		440 47	37 10 214 04 214 04	42 98 226 43 226 43	0 00 0 00 0 00
125005640	86	COGNIZANT TECH SOLUTIONS CL A	01/26/09	12/09/09	3 770 94	1,673 39	2,097 55	0 00
		Morgan Stanley Smith Barney LLC acted as your agent in this transaction				1,673 39	2,097 55	0 00
125005710	56	COMMERCIAL METALS CO	07/30/09	10/27/09	894.85	914 32	(19 47)	0 00
		Morgan Stanley Smith Barney LLC acted as your agent in this transaction				914 32	(19 47)	0 00
125005720	222	COMMSCOPE INC	05/01/09	07/20/09	5,950 11	5,592 07	358 04	0 00
		Morgan Stanley Smith Barney LLC acted as your agent in this transaction				5,592 07	358 04	0 00
125005730	32	COMMSCOPE INC	05/01/09	09/23/09	1,018 85	806 06	212 79	0 00
		Morgan Stanley Smith Barney LLC acted as your agent in this transaction				806 06	212 79	0 00
125005740	403	COMMSCOPE INC	05/01/09	10/05/09	11 154 95	10,151 37	1,003 58	0 00
		Morgan Stanley Smith Barney LLC acted as your agent in this transaction				10,151 37	1,003 58	0 00

2
0
0
9
Y
E
A
R
E
N
D
S
U
M
M
A
R
Y

CITI GLOBAL IMPACT FUNDING
Account Number 692-72495-13 643

Details of Short Term Gain (Loss) 2009 - continued

Reference number	Quantity	Security Description	Opening Trade Date	Closing Trade Date	Sale Proceeds	Original Cost Adjusted Cost	Original Gain/(Loss) Adjusted Gain/(Loss)	Ordinary Income Capital Gain/(Loss)
125005750	9	COMMSCOPE INC MorganStanley SmithBarney LLC acted as your agent in this transaction	05/01/09	10/20/09	\$ 274 85	\$ 226 71 \$ 226 71	\$ 48 14 \$ 48 14	\$ 0 00 \$ 0 00
125005760	305	COMMSCOPE INC MorganStanley SmithBarney LLC acted as your agent in this transaction	05/01/09	10/22/09	8,861 73	7,682 79 7,682 79	1,178 94 1,178 94	0 00 0 00
	77		05/11/09		2,237.22	1,891 63 1,891 63	345 59 345 59	0 00 0 00
125005770	323	COMMVault SYSTEMS INC	01/21/09	02/04/09	4,212 67	4,135 69 4,135 69	76 98 76 98	0 00 0 00
125005780	148	COMMVault SYSTEMS INC Morgan Stanley Smi th Barney LLC acted as yo ur agent in this transa	12/30/08	07/20/09	2,628 93	1,878 28 1,878 28	750 65 750 65	0 00 0 00
	97		01/21/09		1,723 01	1,241 99 1,241 99	481 02 481 02	0 00 0 00
	75		07/02/09		1,332 23	1,230 75 1,230 75	101 48 101 48	0 00 0 00
125005790	28	COMMVault SYSTEMS INC MorganStanley SmithBarney LLC acted as your agent in this transaction	12/30/08	09/23/09	568 10	355 35 355 35	212 75 212 75	0 00 0 00
125005800	32	COMMVault SYSTEMS INC MorganStanley SmithBarney LLC acted as your agent in this transaction	12/30/08	10/27/09	644 81	406 12 406 12	238 69 238 69	0 00 0 00
125005810	413	COMPANHIA VALE DO RIO DOCE SPON ADR REP 250 PFD -USD-	03/31/09	04/08/09	5,274 70	4,790 80 4,790 80	483 90 483 90	0 00 0 00
	141		04/01/09		1,800 80	1,659 29 1,659 29	141 51 141 51	0 00 0 00
125005820	199	COMPANHIA VALE DO RIO DOCE SPON ADR REP 250 PFD -USD	04/01/09	04/16/09	2,748 91	2,341 83 2,341 83	407 08 407 08	0 00 0 00
125005830	3,302	COMPASS GROUP PLC ADR NEW	12/30/08	02/09/09	17,575 45	16,179 80 16,179 80	1,395 65 1,395 65	0 00 0 00
	1,145		01/21/09		6,094 46	5,541 80 5,541 80	552 66 552 66	0 00 0 00
125005840	111	COMPUTER SCIENCES CORP	01/21/09	02/04/09	4,245 05	4,010 32 4,010 32	234 73 234 73	0 00 0 00
125005850	113	COMPUTER SCIENCES CORP	12/30/08	03/04/09	4,136 36	3,776 21 3,776 21	360 15 360 15	0 00 0 00

2
0
0
9
Y
E
A
R
E
N
D
S
U
M
M
A
R
Y

Reserved
Client Statement
2009 Year End Summary

CITI GLOBAL IMPACT FUNDING
Account Number 692-72495-13 643

Details of Short Term Gain (Loss) 2009 - continued

Reference number	Quantity	Security Description	Opening Trade Date	Closing Trade Date	Sale Proceeds	Original Cost Adjusted Cost	Original Gain/(Loss) Adjusted Gain/(Loss)	Ordinary Income Capital Gain/(Loss)
125005860	562	COMPUTER SCIENCES CORP	12/30/08	04/08/09	\$ 21,203 99	\$ 18,780 80 \$ 18,780 80	\$ 2,423 19 \$ 2,423 19	\$ 0 00 \$ 0 00
125005870	199	COMPUTER SCIENCES CORP	12/30/08	04/27/09	7,358 83	6,650 14 6,650 14	708 69 708 69	0 00 0 00
125005880	225	COMPUTER SCIENCES CORP Morgan Stanley Smith Barney LLC acted as your agent in this transaction	12/30/08	07/20/09	10,325 99	7,519 01 7,518 01	2,806 98 2,806 98	0 00 0 00
125005890	18	COMPUTER SCIENCES CORP Morgan Stanley Smith Barney LLC acted as your agent in this transaction	12/30/08	09/23/09	936 02	601 52 601 52	334 50 334 50	0 00 0 00
125005900	16	COMPUTER SCIENCES CORP Morgan Stanley Smith Barney LLC acted as your agent in this transaction	12/30/08	10/27/09	818 85	534 68 534 68	284 17 284 17	0 00 0 00
125005910	109	COMTECH TELECOMMUNICATIONS CORP	12/30/08	02/04/09	4,251 52	4,880 32 4,880 32	(628 80) (628 80)	0 00 0 00
125005920	108	COMTECH TELECOMMUNICATIONS CORP	12/30/08	03/04/09	4,092 17	4,835 55 4,835 55	(743 38) (743 38)	0 00 0 00
125005930	361	COMTECH TELECOMMUNICATIONS CORP	12/30/08	04/27/09	12,011 60	16,163 27 16,163 27	(4,151 67) (4,151 67)	0 00 0 00
125005940	63	COMTECH TELECOMMUNICATIONS CORP Morgan Stanley Smith Barney LLC acted as your agent	12/30/08	07/20/09	2,084 67	2,820 74 2,820 74	(736 07) (736 07)	0 00 0 00
125005950	129	COMTECH TELECOMMUNICATIONS CORP Morgan Stanley Smith Barney LLC acted as your agent	12/30/08	10/16/09	4,257 41	5,775 79 5,775 79	(1,518 38) (1,518 38)	0 00 0 00
125005960	534	CONAGRA FOODS INC	12/30/08	03/04/09	8,251 32	8,607 87 8,607 87	(356 55) (356 55)	0 00 0 00
125005970	11	CONAGRA FOODS INC	12/30/08	05/19/09	201 43	177 32 177 32	24 11 24 11	0 00 0 00
	183			01/21/09	3,351 00	3,055 92 3,055 92	295 08 295 08	0 00 0 00

2
0
0
9
Y
E
A
R
E
N
D
S
U
M
M
A
R
Y

Corrected Copy as of 03/31/10
Ref 00009496 00245651

CITI GLOBAL IMPACT FUNDING
Account Number 692-72495-13 643

Details of Short Term Gain (Loss) 2009 - continued

Reference number	Quantity	Security Description	Opening Trade Date	Closing Trade Date	Sale Proceeds	Original Cost Adjusted Cost	Original Gain/(Loss) Adjusted Gain/(Loss)	Ordinary Income Capital Gain/(Loss)
125005980	88	CONAGRA FOODS INC Morgan Stanley Smith Barney LLC acted as your agent in this transaction	12/30/08	06/12/09	\$ 1,712.65	\$ 1,418.52 \$ 1,418.52	\$ 294.13 \$ 294.13	\$ 0.00 \$ 0.00
125005990	1,070	CONAGRA FOODS INC Morgan Stanley Smith Barney LLC acted as your agent in this transaction	12/30/08	07/20/09	20,269.55	17,247.97 17,247.97	3,021.58 3,021.58	0.00 0.00
125006000	144	CONAGRA FOODS INC Morgan Stanley Smith Barney LLC acted as your agent in this transaction	12/30/08	09/23/09	3,172.45	2,321.22 2,321.22	851.23 851.23	0.00 0.00
125006010	101	CONAGRA FOODS INC Morgan Stanley Smith Barney LLC acted as your agent in this transaction	12/30/08	10/27/09	2,180.73	1,628.08 1,628.08	552.65 552.65	0.00 0.00
125006120	145	CONSOL ENERGY INC	12/30/08	02/04/09	4,235.14	4,007.51 4,007.51	227.63 227.63	0.00 0.00
125006130	155	CONSOL ENERGY INC	12/30/08	03/04/09	4,164.82	4,283.89 4,283.89	(119.07) (119.07)	0.00 0.00
125006140	284 431	CONSOL ENERGY INC	12/30/08 01/21/09	04/17/09	7,548.44 11,455.56	7,849.19 11,244.36 11,244.36	(300.75) 211.20 211.20	0.00 0.00 0.00
125006150	194	CONTINENTAL RESOURCES INC	01/21/09	02/04/09	4,215.61	4,024.34 4,024.34	191.27 191.27	0.00 0.00
125006160	256	CONTINENTAL RESOURCES INC	12/30/08	03/04/09	4,147.17	5,163.11 5,163.11	(1,015.94) (1,015.94)	0.00 0.00
125006170	70	CONTINENTAL RESOURCES INC	12/30/08	05/06/09	2,085.02	1,411.79 1,411.79	673.23 673.23	0.00 0.00
125006180	129	CONTINENTAL RESOURCES INC	12/30/08	05/19/09	3,615.00	2,601.72 2,601.72	1,013.28 1,013.28	0.00 0.00
125006190	52	CONTINENTAL RESOURCES INC Morgan Stanley Smith Barney LLC acted as your agent in this transaction	12/30/08	06/12/09	1,704.51	1,048.76 1,048.76	655.75 655.75	0.00 0.00

2
0
0
9
Y
E
A
R
E
N
D
S
U
M
M
A
R
Y

Corrected Copy as of 03/31/10
Ref 00009496 00245652

CITI GLOBAL IMPACT FUNDING
Account Number 692-72495-13 643

Details of Short Term Gain (Loss) 2009 - continued

Reference number	Quantity	Security Description	Opening Trade Date	Closing Trade Date	Sale Proceeds	Original Cost Adjusted Cost	Original Gain/(Loss) Adjusted Gain/(Loss)	Ordinary Income Capital Gain/(Loss)
125006200	316	CONTINENTAL RESOURCES INC Morgan Stanley SmithBarney LLC acted as your agent in this transaction	12/30/08	07/20/09	\$ 9,118.26	\$ 6,373.21 \$ 6,373.21	\$ 2,745.05 \$ 2,745.05	\$ 0.00 \$ 0.00
125006210	32	CONTINENTAL RESOURCES INC MorganStanley SmithBarney LLC acted as your agent in this transaction	12/30/08	09/23/09	1,360.04	645.39 645.39	714.65 714.65	0.00 0.00
125006220	662	CONTINENTAL RESOURCES INC MorganStanley SmithBarney LLC acted as your agent in this transaction	12/30/08	10/16/09	28,351.14	13,351.48 13,351.48	14,999.66 14,999.66	0.00 0.00
125006230	33	CONTINENTAL RESOURCES INC MorganStanley SmithBarney LLC acted as your agent in this transaction	12/30/08	10/27/09	1,405.43	665.56 665.56	739.87 739.87	0.00 0.00
125006240	63	COOPER COS INC NEW Morgan Stanley SmithBarney LLC acted as your agent in this transaction	12/30/08	06/12/09	1,729.93	1,005.39 1,005.39	724.54 724.54	0.00 0.00
125006250	298	COOPER COS INC NEW Morgan Stanley SmithBarney LLC acted as your agent in this transaction	12/30/08	07/20/09	7,778.79	4,755.66 4,755.66	3,023.13 3,023.13	0.00 0.00
125006260	14	COOPER COS INC NEW MorganStanley SmithBarney LLC acted as your agent in this transaction	12/30/08	09/23/09	421.66	223.42 223.42	198.24 198.24	0.00 0.00
125006270	13	COOPER COS INC NEW MorganStanley SmithBarney LLC acted as your agent in this transaction	12/30/08	10/27/09	381.93	207.46 207.46	174.47 174.47	0.00 0.00
125006280	107	CORNING INC Morgan Stanley SmithBarney LLC acted as your agent in this transaction	05/27/09	06/12/09	1,687.77	1,598.14 1,598.14	89.63 89.63	0.00 0.00

2
0
0
9
Y
E
A
R
E
N
D
S
U
M
M
A
R
Y

Reserved
Client Statement
2009 Year End Summary

CITI GLOBAL IMPACT FUNDING
Account Number 692-72495-13 643

Details of Short Term Gain (Loss) 2009 - continued

Reference number	Quantity	Security Description	Opening Trade Date	Closing Trade Date	Sale Proceeds	Original Cost Adjusted Cost	Original Gain/(Loss) Adjusted Gain/(Loss)	Ordinary Income Capital Gain/(Loss)
125006290	1,132	CORNING INC Morgan Stanley Smith Barney LLC acted as your agent in this transaction.	05/27/09	07/20/09	\$ 19,087.85	\$ 16,907.44 \$ 16,907.44	\$ 2,180.41 \$ 2,180.41	\$ 0.00 \$ 0.00
125006300	42	CORNING INC Morgan Stanley Smith Barney LLC acted as your agent in this transaction.	05/27/09	10/27/09	630.98	627.31 627.31	3.67 3.67	0.00 0.00
125006310	409	CROWN HOLDINGS INC (HOLDING COMPANY)	12/30/08	02/04/09	8,442.94	7,640.77 7,640.77	802.17 802.17	0.00 0.00
125006320	762	CROWN HOLDINGS INC (HOLDING COMPANY)	12/30/08	03/04/09	16,323.46	14,235.38 14,235.38	2,088.08 2,088.08	0.00 0.00
125006330	546	CROWN HOLDINGS INC (HOLDING COMPANY)	12/30/08	04/07/09	12,038.99	10,200.15 10,200.15	1,838.84 1,838.84	0.00 0.00
125006340	1,073	CROWN HOLDINGS INC (HOLDING COMPANY)	12/30/08	04/15/09	23,795.84	20,045.36 20,045.36	3,750.48 3,750.48	0.00 0.00
125006350	255	CROWN HOLDINGS INC (HOLDING COMPANY) Morgan Stanley Smith Barney LLC acted as your agent	12/30/08	07/20/09	6,350.35	4,763.81 4,763.81	1,586.54 1,586.54	0.00 0.00
125006360	57	CROWN HOLDINGS INC (HOLDING COMPANY) Morgan Stanley Smith Barney LLC acted as your agent	12/30/08	09/23/09	1,499.35	1,064.85 1,064.85	434.50 434.50	0.00 0.00
125006370	53	CROWN HOLDINGS INC (HOLDING COMPANY) Morgan Stanley Smith Barney LLC acted as your agent	12/30/08	10/27/09	1,401.81	990.12 990.12	411.69 411.69	0.00 0.00
125006380	902 26	CROWN HOLDINGS INC (HOLDING COMPANY) Morgan Stanley Smith Barney LLC acted as your agent	12/30/08 01/21/09	11/12/09	23,706.12 683.32	16,850.81 474.19 474.19	6,855.31 209.13 209.13	0.00 0.00 0.00
125006390	464	CROWN HOLDINGS INC (HOLDING COMPANY) Morgan Stanley Smith Barney LLC acted as your agent	01/21/09	11/19/09	11,883.19	8,462.43 8,462.43	3,420.76 3,420.76	0.00 0.00

2009 YEAR END SUMMARY

CITI GLOBAL IMPACT FUNDING
Account Number 692-72495-13 643

Details of Short Term Gain (Loss) 2009 - continued

Reference number	Quantity	Security Description	Opening Trade Date	Closing Trade Date	Sale Proceeds	Original Cost Adjusted Cost	Original Gain/(Loss) Adjusted Gain/(Loss)	Ordinary Income Capital Gain/(Loss)
125006400	1,995	CUMMINS INC	07/23/08	01/09/09	\$ 55,768 52	\$ 142,209 98	(\$ 86,441 46)	\$ 0 00
	1,367		12/30/08		38,213 31	34,359 96	3,853 35	0 00
						34,359 96	3,853 35	0 00
125006410	662	CYBERSOURCE CORP	12/30/08	02/04/09	8,434 82	7,414 00	1,020 82	0 00
						7,414 00	1,020 82	0 00
125006420	339	CYBERSOURCE CORP	12/30/08	03/04/09	4,272 05	3,796 60	475 45	0 00
						3,796 60	475 45	0 00
125006430	229	CYBERSOURCE CORP	12/30/08	04/27/09	3,411 07	2,564 66	846 41	0 00
	321		04/01/09		4,781 46	4,883 95	(102 49)	0 00
						4,883 95	(102 49)	0 00
125006440	543	CYBERSOURCE CORP Morgan Stanley Smith Barney LLC acted as your agent in this transaction	12/30/08	07/20/09	7,868 73	6,081 28	1,787 45	0 00
						6,081 28	1,787 45	0 00
125006450	40	CYBERSOURCE CORP Morgan Stanley Smith Barney LLC acted as your agent in this transaction	12/30/08	10/27/09	643 98	447 98	196 00	0 00
						447 98	196 00	0 00
125006460	226	CYMER INC	12/30/08	03/04/09	4,103 68	4,818 55	(714 87)	0 00
						4,818 55	(714 87)	0 00
125006470	61	CYMER INC Morgan Stanley Smith Barney LLC acted as your agent in this transaction	12/30/08	06/12/09	1,729 91	1,300 58	429 33	0 00
						1,300 58	429 33	0 00
125006480	337	CYMER INC Morgan Stanley Smith Barney LLC acted as your agent in this transaction	12/30/08	07/20/09	10,196 34	7,185 17	3,011 17	0 00
						7,185 17	3,011 17	0 00
125006490	49	CYMER INC Morgan Stanley Smith Barney LLC acted as your agent in this transaction	12/30/08	09/23/09	1,865 87	1,044 73	821 14	0 00
						1,044 73	821 14	0 00
125006500	155	CYMER INC Morgan Stanley Smith Barney LLC acted as your agent in this transaction	12/30/08	10/16/09	5,991 80	3,304 75	2,687 05	0 00
						3,304 75	2,687 05	0 00

2
0
0
9
Y
E
A
R
E
N
D
S
U
M
M
A
R
Y

CITI GLOBAL IMPACT FUNDING
Account Number 692-72495-13 643

Details of Short Term Gain (Loss) 2009 - continued

Reference number	Quantity	Security Description	Opening Trade Date	Closing Trade Date	Sale Proceeds	Original Cost Adjusted Cost	Original Gain/(Loss) Adjusted Gain/(Loss)	Ordinary Income Capital Gain/(Loss)
125006510	1,639	DBS GROUP HLDG LTD SP ADR SALE OF RTS ON 1639 0000 SHS RECORD 01/29/09 PAY 02/05/09	01/29/09	01/29/09	\$ 6,397.82	\$ 01 \$ 01	\$ 6,397.81 \$ 6,397.81	\$ 0.00 \$ 0.00
125006550	264	DG FASTCHANNEL INC	12/30/08	03/04/09	4,165.92	3,101.66 3,101.66	1,064.26 1,064.26	0.00 0.00
125006560	85	DG FASTCHANNEL INC	12/30/08	05/06/09	1,850.40	998.64 998.64	851.76 851.76	0.00 0.00
125006570	343	DG FASTCHANNEL INC	12/30/08	05/11/09	6,455.09	4,029.80 4,029.80	2,425.29 2,425.29	0.00 0.00
125006580	237	DG FASTCHANNEL INC Morgan Stanley Smith Barney LLC acted as your agent in this transaction	12/30/08	07/20/09	4,728.49	2,784.44 2,784.44	1,944.05 1,944.05	0.00 0.00
125006590	22	DG FASTCHANNEL INC Morgan Stanley Smith Barney LLC acted as your agent in this transaction	12/30/08	10/27/09	489.48	258.47 258.47	231.01 231.01	0.00 0.00
125006600	124	DTE ENERGY COMPANY	12/30/08	02/04/09	4,242.34	4,397.03 4,397.03	(154.69) (154.69)	0.00 0.00
125006610	330	DTE ENERGY COMPANY	12/30/08	03/04/09	8,286.28	11,701.77 11,701.77	(3,415.49) (3,415.49)	0.00 0.00
125006620	284	DTE ENERGY COMPANY	12/30/08	04/08/09	8,047.02	10,070.61 10,070.61	(2,023.59) (2,023.59)	0.00 0.00
125006630	117	DTE ENERGY COMPANY	12/30/08	05/19/09	3,530.26	4,148.81 4,148.81	(618.55) (618.55)	0.00 0.00
125006640	287	DTE ENERGY COMPANY Morgan Stanley Smith Barney LLC acted as your agent in this transaction	12/30/08	07/20/09	9,393.83	10,176.99 10,176.99	(783.16) (783.16)	0.00 0.00
125006650	53	DTE ENERGY COMPANY Morgan Stanley Smith Barney LLC acted as your agent in this transaction	12/30/08	09/23/09	1,871.59	1,879.37 1,879.37	(7.78) (7.78)	0.00 0.00
125006660	192	DTE ENERGY COMPANY Morgan Stanley Smith Barney LLC acted as your agent in this transaction	12/30/08	10/16/09	7,015.78	6,808.30 6,808.30	207.48 207.48	0.00 0.00

2
0
0
9
Y
E
A
R
E
N
D
S
U
M
M
A
R
Y

Reserved
Client Statement
2009 Year End Summary

CITI GLOBAL IMPACT FUNDING
Account Number 692-72495-13 643

Details of Short Term Gain (Loss) 2009 - continued

Reference number	Quantity	Security Description	Opening Trade Date	Closing Trade Date	Sale Proceeds	Original Cost Adjusted Cost	Original Gain/(Loss) Adjusted Gain/(Loss)	Ordinary Income Capital Gain/(Loss)
125006670	21	DTE ENERGY COMPANY MorganStanley SmithBarney LLC acted as your agent in this transaction	12/30/08	10/27/09	\$ 799 86	\$ 744 66 \$ 744 66	\$ 55 20 \$ 55.20	\$ 0 00 \$ 0 00
125006680	251	DASSAULT SYSTEMS SA ADR	12/30/08	04/08/09	9,889 14	11,106 75 11,106 75	(1,217 61) (1,217 61)	0 00 0 00
125006690	70	DASSAULT SYSTEMS SA ADR	12/30/08	04/16/09	2,726 42	3,097 50 3,097 50	(371 08) (371 08)	0 00 0 00
125006700	159	DASSAULT SYSTEMS SA ADR	12/30/08	04/27/09	6,151 55	7,035 75 7,035 75	(884 20) (884 20)	0 00 0 00
125006710	37	DASSAULT SYSTEMS SA ADR Morgan Stanley Smi th Barney LLC acted as yo ur agent in this transa	12/30/08	06/12/09	1,713 79	1,637 25 1,637 25	76 54 76 54	0 00 0 00
125006720	252	DASSAULT SYSTEMS SA ADR Morgan Stanley Smi th Barney LLC acted as yo ur agent in this transa	12/30/08	07/20/09	11,087 71	11,151 00 11,151 00	(63 29) (63 29)	0 00 0 00
125006730	9	DASSAULT SYSTEMS SA ADR MorganStanley SmithBarney LLC acted as your agent in this transaction	12/30/08	09/23/09	525 13	398 25 398 25	126 88 126 88	0 00 0 00
125006740	29	DASSAULT SYSTEMS SA ADR MorganStanley SmithBarney LLC acted as your agent in this transaction	12/30/08	10/27/09	1,755 90	1,283 25 1,283 25	472 65 472 65	0 00 0 00
125006750	550	DAVITA INC	12/30/08	05/06/09	25,109 98	26,724 50 26,724 50	(1,614 52) (1,614 52)	0 00 0 00
	109			01/21/09	4,976 34	5,119 62 5,119 62	(143 28) (143.28)	0 00 0 00
	118			04/01/09	5,387 24	5,215 25 5,215 25	171 99 171 99	0 00 0 00
125006760	563	DEERE & CO	12/30/08	03/23/09	18,540 83	20,988 58 20,988 58	(2,447 75) (2,447.75)	0 00 0 00
125006770	71	DEERE & CO	12/30/08	04/16/09	2 852 70	2,646 87 2,648 87	205 83 205 83	0 00 0 00
125006780	168	DEERE & CO	12/30/08	05/06/09	7,938 46	6,263 02 6,263 02	1,675 44 1,675 44	0 00 0 00

2
0
0
9
Y
E
A
R
E
N
D
S
U
M
M
A
R
Y

CITI GLOBAL IMPACT FUNDING
Account Number 692-72495-13 643

Details of Short Term Gain (Loss) 2009 - continued

Reference number	Quantity	Security Description	Opening Trade Date	Closing Trade Date	Sale Proceeds	Original Cost Adjusted Cost	Original Gain/(Loss) Adjusted Gain/(Loss)	Ordinary Income Capital Gain/(Loss)
125006790	161	DEERE & CO	12/30/08	05/19/09	\$ 7,113 60	\$ 6,002 06 \$ 8,002.08	\$ 1,111 54 \$ 1,111 54	\$ 0 00 \$ 0 00
125006800	39	DEERE & CO Morgan Stanley Smith Barney LLC acted as your agent in this transaction	12/30/08	06/12/09	1 739 14	1,453 92 1,453 92	285 22 285 22	0 00 0 00
125006810	117	DEERE & CO Morgan Stanley Smith Barney LLC acted as your agent in this transaction	12/30/08	07/20/09	4,630 97	4,361 75 4,381 75	269 22 269 22	0 00 0 00
125006820	52	DEERE & CO Morgan Stanley Smith Barney LLC acted as your agent in this transaction	12/30/08	09/23/09	2,376 85	1,938 55 1,938 55	438 30 438 30	0 00 0 00
125006830	66	DEERE & CO Morgan Stanley Smith Barney LLC acted as your agent in this transaction	12/30/08	10/27/09	3,097 37	2,460 47 2,460 47	636 90 636 90	0 00 0 00
125006920	964	DELL INC Morgan Stanley Smith Barney LLC acted as your agent in this transaction	01/21/09	12/11/09	12,678 02	9,745 94 9,745 94	2 932 08 2,932 08	0 00 0 00
125006930	308	DENBURY RES INC NEW (HOLDING COMPANY)	12/30/08	03/04/09	4 112 69	3,167 29 3,167 29	945 40 945 40	0 00 0 00
125006940	759	DENBURY RES INC NEW (HOLDING COMPANY)	12/30/08	04/07/09	11,916 07	7,805 10 7,805 10	4,110 97 4,110 97	0 00 0 00
	537		01/21/09		8,430 73	5 733 55 5,733 55	2,697 18 2,697 18	0 00 0 00
125006950	98	DENBURY RES INC NEW (HOLDING COMPANY) Morgan Stanley Smith Barney LLC acted as your agent in this transaction	04/13/09	06/12/09	1 664 97	1,674.62 1,674 62	(9 65) (9 65)	0 00 0 00
125006960	284	DENBURY RES INC NEW (HOLDING COMPANY) Morgan Stanley Smith Barney LLC acted as your agent in this transaction	05/11/09	07/20/09	4,371 21	4,915 47 4,915 47	(544 26) (544 28)	0 00 0 00
125006970	228	DEUTSCHE POST AG-EUR	03/19/09	04/16/09	2 827 12	2,439 51 2,439 51	387 61 387 61	0 00 0 00

2
0
0
9

Y
E
A
R

E
N
D

S
U
M
M
A
R
Y

Corrected Copy as of 03/31/10
Ref 00009496 00245658

CITI GLOBAL IMPACT FUNDING
Account Number 692-72495-13 643

Details of Short Term Gain (Loss) 2009 - continued

Reference number	Quantity	Security Description	Opening Trade Date	Closing Trade Date	Sale Proceeds	Original Cost Adjusted Cost	Original Gain/(Loss) Adjusted Gain/(Loss)	Ordinary Income Capital Gain/(Loss)
125006980	538	DEUTSCHE POST AG-EUR	03/19/09	05/11/09	\$ 7,370.41	\$ 5,756.39 \$ 5,756.39	\$ 1,614.02 \$ 1,614.02	\$ 0.00 \$ 0.00
125006990	209	DEUTSCHE POST AG-EUR Morgan Stanley Smith Barney LLC acted as your agent in this transaction	03/19/09	07/20/09	2,909.20	2,236.21 2,236.21	672.99 672.99	0.00 0.00
125007000	32	DEUTSCHE POST AG-EUR Morgan Stanley Smith Barney LLC acted as your agent in this transaction	03/19/09	09/23/09	602.22	342.39 342.39	259.83 259.83	0.00 0.00
	55		04/01/09		1,035.07	613.25 613.25	421.82 421.82	0.00 0.00
125007010	251	DEUTSCHE POST AG-EUR Morgan Stanley Smith Barney LLC acted as your agent in this transaction	04/01/09	10/16/09	4,753.81	2,798.65 2,798.65	1,955.16 1,955.16	0.00 0.00
125007020	154	DIAGEO PLC SPON ADR-NEW	12/30/08	02/04/09	8,468.03	8,564.69 8,564.69	(96.66) (96.66)	0.00 0.00
125007030	58	DIAGEO PLC SPON ADR-NEW	12/30/08	04/16/09	2,786.82	3,225.66 3,225.66	(438.84) (438.84)	0.00 0.00
125007040	38	DIAGEO PLC SPON ADR-NEW	12/30/08	05/06/09	1,971.55	2,113.37 2,113.37	(141.82) (141.82)	0.00 0.00
125007050	131	DIAGEO PLC SPON ADR-NEW	12/30/08	05/19/09	7,080.49	7,285.55 7,285.55	(205.06) (205.06)	0.00 0.00
125007060	31	DIAGEO PLC SPON ADR-NEW Morgan Stanley Smith Barney LLC acted as your agent in this transaction	12/30/08	06/12/09	1,734.09	1,724.06 1,724.06	10.03 10.03	0.00 0.00
125007070	483	DIAGEO PLC SPON ADR-NEW Morgan Stanley Smith Barney LLC acted as your agent in this transaction	12/30/08	07/20/09	28,245.25	26,862.00 26,862.00	1,383.25 1,383.25	0.00 0.00
125007080	12	DIAGEO PLC SPON ADR-NEW Morgan Stanley Smith Barney LLC acted as your agent in this transaction	12/30/08	09/23/09	764.03	667.38 667.38	96.65 96.65	0.00 0.00
125007090	12	DIAGEO PLC SPON ADR-NEW Morgan Stanley Smith Barney LLC acted as your agent in this transaction	12/30/08	10/27/09	752.74	667.38 667.38	85.36 85.36	0.00 0.00

2009 YEAR END SUMMARY

CITI GLOBAL IMPACT FUNDING
Account Number 692-72495-13 643

Details of Short Term Gain (Loss) 2009 - continued

Reference number	Quantity	Security Description	Opening Trade Date	Closing Trade Date	Sale Proceeds	Original Cost Adjusted Cost	Original Gain/(Loss) Adjusted Gain/(Loss)	Ordinary Income Capital Gain/(Loss)
125007100	171	DIGITAL RIVER INC	12/30/08	02/04/09	\$ 4,227 09	\$ 4,012 14 \$ 4,012 14	\$ 214 95 \$ 214 95	\$ 0 00 \$ 0 00
125007110	163	DIGITAL RIVER INC	12/30/08	03/04/09	4,247 75	3,824 44 3,824 44	423 31 423 31	0 00 0 00
125007120	82	DIGITAL RIVER INC	12/30/08	04/16/09	2,891 24	1,923 95 1,923 95	967 29 967 29	0 00 0 00
125007130	50	DIGITAL RIVER INC	12/30/08	05/06/09	1,962 44	1,173 14 1,173 14	789 30 789 30	0 00 0 00
125007140	44	DIGITAL RIVER INC Morgan Stanley Smith Barney LLC acted as your agent in this transaction	12/30/08	06/12/09	1,755 99	1,032 36 1,032 36	723 63 723 63	0 00 0 00
125007150	272	DIGITAL RIVER INC Morgan Stanley Smith Barney LLC acted as your agent in this transaction	12/30/08	07/20/09	10,556 58	6,381 88 6,381 88	4,174 70 4,174 70	0 00 0 00
125007160	26	DIGITAL RIVER INC Morgan Stanley Smith Barney LLC acted as your agent in this transaction	12/30/08	09/23/09	1,010 59	610 03 610.03	400 56 400 56	0 00 0 00
125007170	627	DIODES INC	01/21/09	02/04/09	4,214 35	3,705 51 3,705 51	508 84 508 84	0 00 0 00
125007180	629	DIODES INC	12/30/08	04/08/09	7,137 64	3,571 08 3,571 08	3,566 56 3,566 56	0 00 0 00
125007190	73	DIODES INC Morgan Stanley Smith Barney LLC acted as your agent in this transaction	01/21/09	07/20/09	1,343 96	431 42 431 42	912 54 912 54	0 00 0 00
125007200	83	DIODES INC Morgan Stanley Smith Barney LLC acted as your agent in this transaction	12/30/08	09/23/09	1,654 97	471 22 471 22	1,183 75 1,183 75	0 00 0 00
125007210	40	DIODES INC Morgan Stanley Smith Barney LLC acted as your agent in this transaction	12/30/08	10/27/09	717 98	227 10 227 10	490 88 490 88	0 00 0 00
125007220	211	DOLLAR TREE INC	12/30/08	03/04/09	8,313 88	8,574 20 8,574 20	(260 32) (260.32)	0 00 0 00

2
0
9
Y
E
A
R
E
N
D
S
U
M
M
A
R
Y

CITI GLOBAL IMPACT FUNDING
Account Number 692-72495-13 643

Details of Short Term Gain (Loss) 2009 - continued

Reference number	Quantity	Security Description	Opening Trade Date	Closing Trade Date	Sale Proceeds	Original Cost Adjusted Cost	Original Gain/(Loss) Adjusted Gain/(Loss)	Ordinary Income Capital Gain/(Loss)
125007230	113	DOLLAR TREE INC	12/30/08	07/20/09	\$ 5,072.55	\$ 4,591.87	\$ 480.68	\$ 0.00
		Morgan Stanley SmithBarney LLC acted as your agent in this transaction				\$ 4,591.87	\$ 480.68	\$ 0.00
	125		01/21/09		5,611.23	5,313.25	297.98	0.00
						5,313.25	297.98	0.00
	120		04/03/09		5,386.78	5,035.08	351.70	0.00
						5,035.08	351.70	0.00
125007240	24	DOLLAR TREE INC	12/30/08	09/23/09	1,194.20	975.26	218.94	0.00
		MorganStanley SmithBarney LLC acted as your agent in this transaction				975.26	218.94	0.00
125007250	30	DOLLAR TREE INC	12/30/08	10/20/09	1,474.50	1,219.08	255.42	0.00
		MorganStanley SmithBarney LLC acted as your agent in this transaction				1,219.08	255.42	0.00
125007260	388	DOMINION RESOURCES INC VA NEW	12/30/08	05/26/09	12,226.34	13,601.26	(1,374.92)	0.00
						13,601.26	(1,374.92)	0.00
125007270	718	DOMINION RESOURCES INC VA NEW	12/30/08	07/20/09	23,472.17	25,169.35	(1,697.18)	0.00
		Morgan Stanley SmithBarney LLC acted as your agent in this transaction				25,169.35	(1,697.18)	0.00
125007280	30	DOMINION RESOURCES INC VA NEW	12/30/08	09/23/09	1,032.05	1,051.64	(19.59)	0.00
		MorganStanley SmithBarney LLC acted as your agent in this transaction				1,051.64	(19.59)	0.00
125007290	52	DOMINION RESOURCES INC VA NEW	12/30/08	10/27/09	1,808.71	1,822.85	(14.14)	0.00
		MorganStanley SmithBarney LLC acted as your agent in this transaction				1,822.85	(14.14)	0.00
125007300	644	DUKE REALTY CORP	12/30/08	03/04/09	4,166.65	6,413.63	(2,246.98)	0.00
						6,413.63	(2,246.98)	0.00
125007310	334	DUKE REALTY CORP	12/30/08	04/16/09	3,019.88	3,326.33	(306.45)	0.00
						3,326.33	(306.45)	0.00
125007320	381	DUKE REALTY CORP	12/30/08	05/06/09	3,787.27	3,794.40	(7.13)	0.00
						3,794.40	(7.13)	0.00
125007330	190	DUKE REALTY CORP	12/30/08	06/12/09	1,808.77	1,883.71	(74.94)	0.00
		Morgan Stanley SmithBarney LLC acted as your agent in this transaction				1,883.71	(74.94)	0.00

2
0
0
9

Y
E
A
R

E
N
D

S
U
M
M
A
R
Y

Corrected Copy as of 03/31/10
Ref 00009496 00245661

CITI GLOBAL IMPACT FUNDING
Account Number 692-72495-13 643

Details of Short Term Gain (Loss) 2009 - continued

Reference number	Quantity	Security Description	Opening Trade Date	Closing Trade Date	Sale Proceeds	Original Cost Adjusted Cost	Original Gain/(Loss) Adjusted Gain/(Loss)	Ordinary Income Capital Gain/(Loss)
125007340	1,473	DUKE REALTY CORP Morgan Stanley Smith Barney LLC acted as your agent in this transaction	12/30/08	07/20/09	\$ 12,417 22	\$ 14,603 71 \$ 14,603 71	(\$ 2,186 49) (\$ 2,186 49)	\$ 0 00 \$ 0 00
125007350	171	DUKE REALTY CORP Morgan Stanley Smith Barney LLC acted as your agent in this transaction	12/30/08	09/23/09	2,033 56	1,687 68 1,687 68	345 88 345 88	0 00 0 00
125007360	976	DUKE REALTY CORP Morgan Stanley Smith Barney LLC acted as your agent in this transaction	12/30/08	10/16/09	11,908 74	9,632 63 9,632 63	2,276 11 2,276 11	0 00 0 00
125007450	207	ENSCO INTERNATIONAL INC Morgan Stanley Smith Barney LLC acted as your agent in this transaction	05/13/09	07/20/09	8,042 30	6,391 43 6,391 43	1,650 87 1,650 87	0 00 0 00
125007460	48	ENSCO INTERNATIONAL INC Morgan Stanley Smith Barney LLC acted as your agent in this transaction	05/13/09	09/23/09	2,036 10	1,482 07 1,482 07	554 03 554 03	0 00 0 00
125007470	50	ENSCO INTERNATIONAL INC Morgan Stanley Smith Barney LLC acted as your agent in this transaction	05/13/09	10/27/09	2,445 93	1,543 83 1,543 83	902 10 902 10	0 00 0 00
125007480	356	ENSCO INTERNATIONAL INC Morgan Stanley Smith Barney LLC acted as your agent in this transaction	05/13/09	11/09/09	16,920 92	10,992 03 10,992 03	5,928 89 5,928 89	0 00 0 00
125007490	344	ENSCO INTERNATIONAL INC	05/13/09	12/23/09	14,509 92	10,621 52 10,621 52	3,888 40 3,888 40	0 00 0 00
	488		06/04/09		20,583 84	19,181 91 19,181 91	1,401 93 1,401 93	0 00 0 00
	279		12/21/09		11,768 22	11,919 44 11,919 44	(151 22) (151 22)	0 00 0 00
125007560	8	ENI SPA SPONSORED ADR Morgan Stanley Smith Barney LLC acted as your agent in this transaction	01/21/09	09/23/09	403 27	344 00 344 00	59 27 59 27	0 00 0 00

2
0
0
9

Y
E
A
R

E
N
D

S
U
M
M
A
R
Y

CITI GLOBAL IMPACT FUNDING
Account Number 692-72495-13 643

Details of Short Term Gain (Loss) 2009 - continued

Reference number	Quantity	Security Description	Opening Trade Date	Closing Trade Date	Sale Proceeds	Original Cost Adjusted Cost	Original Gain/(Loss) Adjusted Gain/(Loss)	Ordinary Income Capital Gain/(Loss)
125007570	27	ENI SPA SPONSORED ADR MorganStanley SmithBarney LLC acted as your agent in this transaction	01/21/09	10/27/09	\$ 1,407 20	\$ 1,161 00 \$ 1,161.00	\$ 246 20 \$ 246 20	\$ 000 \$ 000
125007580	5	EOG RESOURCES INC MorganStanley SmithBarney LLC acted as your agent in this transaction	09/16/09	09/23/09	415 61	412 93 412 93	2 68 2 68	0 00 0 00
125007590	109	EOG RESOURCES INC MorganStanley SmithBarney LLC acted as your agent in this transaction	09/16/09	10/16/09	10,136 13	9,001 91 9,001 91	1,134 22 1,134 22	0 00 0 00
125007600	129	E ON AG SPONS ADR	12/30/08	02/04/09	4,241 49	5,180 64 5,180 64	(939 15) (939 15)	0 00 0 00
125007610	315	E ON AG SPONS ADR	12/30/08	03/04/09	8,161 60	12,650 40 12,650.40	(4 488 80) (4,488 80)	0 00 0 00
125007620	360	E ON AG SPONS ADR	12/30/08	04/08/09	10,583 72	14,457 60 14,457.60	(3,873 88) (3,873 88)	0 00 0 00
125007630	302	E ON AG SPONS ADR Morgan Stanley Smi th Barney LLC acted as yo ur agent in this transa	12/30/08	07/20/09	10,524 42	12,128 32 12,128.32	(1 603 90) (1,603 90)	0 00 0 00
125007640	30	E ON AG SPONS ADR MorganStanley SmithBarney LLC acted as your agent in this transaction	12/30/08	10/27/09	1,198 46	1,204 80 1,204 80	(6 34) (6 34)	0 00 0 00
125007650	55	EBAY INC MorganStanley SmithBarney LLC acted as your agent in this transaction	08/24/09	09/23/09	1,321 76	1,220 04 1,220 04	101 72 101 72	0 00 0 00
125007660	34	EBAY INC MorganStanley SmithBarney LLC acted as your agent in this transaction	08/24/09	10/27/09	786 82	754 20 754 20	32 62 32 62	0 00 0 00
125007670	124	ECOLAB INC	01/21/09	02/04/09	4,262 35	4,460 87 4,460 87	(196 52) (198 52)	0 00 0 00
125007680	133	ECOLAB INC	12/30/08	03/04/09	4,141 86	4,551 25 4,551 25	(409 39) (409 39)	0 00 0 00

2
0
0
9
Y
E
A
R
E
N
D
S
U
M
M
A
R
Y

Corrected Copy as of 03/31/10
Ref 00009496 00245663

CITI GLOBAL IMPACT FUNDING
Account Number 692-72495-13 643

Details of Short Term Gain (Loss) 2009 - continued

Reference number	Quantity	Security Description	Opening Trade Date	Closing Trade Date	Sale Proceeds	Original Cost Adjusted Cost	Original Gain/(Loss) Adjusted Gain/(Loss)	Ordinary Income Capital Gain/(Loss)
125007690	186	ECOLAB INC	12/30/08	04/08/09	\$ 6,675 92	\$ 6,364 90 \$ 6,364 90	\$ 311 02 \$ 311 02	\$ 0 00 \$ 0 00
125007700	140	ECOLAB INC	12/30/08	04/27/09	5,248 74	4,790 78 4,790 78	457 96 457 96	0 00 0 00
	26		01/21/09		974 77	935 35 935 35	39 42 39 42	0 00 0 00
125007710	189	ECOLAB INC Morgan Stanley Smith Barney LLC acted as your agent in this transaction	04/09/09	07/20/09	7,223 86	6,947 26 6,947 26	276 60 276 60	0 00 0 00
125007720	1	ECOLAB INC Morgan Stanley Smith Barney LLC acted as your agent in this transaction	01/21/09	09/23/09	46 16	35 97 35 97	10 19 10 19	0 00 0 00
	9		04/09/09		415 42	330 82 330 82	84 60 84 60	0 00 0 00
125007730	326	EDISON INTERNATIONAL	12/30/08	03/04/09	8,151 25	10,169 93 10,169 93	(2,018 68) (2,018 68)	0 00 0 00
125007740	579	EDISON INTERNATIONAL	12/30/08	04/08/09	16,507 96	18,062 54 18,062 54	(1,554 58) (1,554 58)	0 00 0 00
125007750	2,017	EDISON INTERNATIONAL	12/30/08	04/13/09	56,379 75	62,922 53 62,922 53	(6,542 78) (6,542 78)	0 00 0 00
	462		01/21/09		12,913 95	14,814 72 14,814 72	(1,900 77) (1,900 77)	0 00 0 00
	184		04/09/09		5,143 22	5,272 67 5,272 67	(129 45) (129 45)	0 00 0 00
125007760	71	EDWARDS LIFESCIENCES CORP	01/21/09	02/04/09	4,267 07	4,024 28 4,024 28	242 79 242 79	0 00 0 00
125007770	76	EDWARDS LIFESCIENCES CORP	12/30/08	03/04/09	4,188 33	4,123 47 4,123 47	64 86 64 86	0 00 0 00
125007780	108	EDWARDS LIFESCIENCES CORP	12/30/08	04/07/09	6,221 07	5,859 67 5,859 67	361 40 361 40	0 00 0 00
125007790	61	EDWARDS LIFESCIENCES CORP Morgan Stanley Smith Barney LLC acted as your agent in this transaction	12/30/08	07/20/09	4,138 26	3,309 63 3,309 63	828 63 828 63	0 00 0 00
	19		01/21/09		1,288 96	1,076 92 1,076 92	212 04 212 04	0 00 0 00
125007800	6	EDWARDS LIFESCIENCES CORP Morgan Stanley Smith Barney LLC acted as your agent in this transaction	12/30/08	10/27/09	458 44	326 54 326 54	132 90 132 90	0 00 0 00

2
0
0
9

Y
E
A
R

E
N
D

S
U
M
M
A
R
Y

CITI GLOBAL IMPACT FUNDING
Account Number 692-72495-13 643

Details of Short Term Gain (Loss) 2009 - continued

Reference number	Quantity	Security Description	Opening Trade Date	Closing Trade Date	Sale Proceeds	Original Cost Adjusted Cost	Original Gain/(Loss) Adjusted	Ordinary Income Capital Gain/(Loss)
125007810	683	EMBRAER-EMPRESA BRASILERIA DE AERONAUTICA S A SPON ADR	12/30/08	01/29/09	\$ 10,600 85	\$ 10,640 39 \$ 10,640 39	(\$ 39 54) (\$ 39 54)	\$ 0 00 \$ 0 00
125007820	100	EMBRAER-EMPRESA BRASILERIA DE AERONAUTICA S A SPON ADR Morgan Stanley Smith Barney LLC acted as yo	12/30/08	07/20/09	1,747 15	1,557 89 1,557 89	189 26 189 28	0 00 0 00
125007830	23	EMBRAER-EMPRESA BRASILERIA DE AERONAUTICA S A SPON ADR Morgan Stanley Smith Barney LLC acted as your agent	12/30/08	09/23/09	574 81	358 31 358 31	216 50 216 60	0 00 0 00
125007840	44	EMBRAER-EMPRESA BRASILERIA DE AERONAUTICA S A SPON ADR Morgan Stanley Smith Barney LLC acted as your agent	12/30/08	10/16/09	1,034 41	685 47 685 47	348 94 348 94	0 00 0 00
125007850	1	EMBRAER-EMPRESA BRASILERIA DE AERONAUTICA S A SPON ADR Morgan Stanley Smith Barney LLC acted as your agent	12/30/08	10/27/09	23 12	15 58 15 58	7 54 7 54	0 00 0 00
125007860	97	ENCANA CORP-CAD	09/08/08	02/04/09	4,229 17	6,610 41 6,610 41	(2,381 24) (2,381 24)	0 00 0 00
125007870	209	ENCANA CORP-CAD	09/08/08	03/04/09	8,280 11	14,243 06 14,243 06	(5,962 95) (5,962 95)	0 00 0 00
125007880	274	ENCANA CORP-CAD	09/08/08	04/08/09	11,678 81	18,672 72 18,672 72	(6,993 91) (6,993 91)	0 00 0 00
	8		09/15/08		340 99	520 71 520 71	(179 72) (179 72)	0 00 0 00
125007890	68	ENCANA CORP-CAD	09/15/08	05/19/09	3,625 32	4,426 06 4,426 06	(800 74) (800 74)	0 00 0 00
125007900	31	ENCANA CORP-CAD Morgan Stanley Smith Barney LLC acted as yo ur agent in this transa	09/15/08	06/12/09	1,717 66	2,017 76 2,017 76	(300 10) (300 10)	0 00 0 00
125007910	139	ENCANA CORP-CAD Morgan Stanley Smith Barney LLC acted as yo ur agent in this transa	09/15/08	07/20/09	7,315 14	9,047 39 9,047 39	(1,732 25) (1,732 25)	0 00 0 00
125007940	78	EQUINIX INC	01/21/09	02/04/09	4,248 63	4,061 46 4,061 46	187 17 187 17	0 00 0 00

2
0
0
9

Y
E
A
R

E
N
D

S
U
M
M
A
R
Y

CITI GLOBAL IMPACT FUNDING
Account Number 692-72495-13 643

Details of Short Term Gain (Loss) 2009 - continued

Reference number	Quantity	Security Description	Opening Trade Date	Closing Trade Date	Sale Proceeds	Original Cost Adjusted Cost	Original Gain/(Loss) Adjusted Gain/(Loss)	Ordinary Income Capital Gain/(Loss)
125007950	134	EQUINIX INC	12/30/08	04/08/09	\$ 8,237.43	\$ 6,938.33 \$ 6,938.33	\$ 1,299.10 \$ 1,299.10	\$ 0.00 \$ 0.00
125007960	45	EQUINIX INC	12/30/08	04/16/09	2,879.02	2,330.04 2,330.04	548.98 548.98	0.00 0.00
125007970	158	EQUINIX INC Morgan Stanley Smith Barney LLC acted as your agent in this transaction	12/30/08	07/20/09	12,049.72	8,181.02 8,181.02	3,868.70 3,868.70	0.00 0.00
125007980	3	EQUINIX INC Morgan Stanley Smith Barney LLC acted as your agent in this transaction	12/30/08	09/23/09	277.19	155.34 155.34	121.85 121.85	0.00 0.00
125007990	7	EQUINIX INC Morgan Stanley Smith Barney LLC acted as your agent in this transaction	12/30/08	10/27/09	633.55	362.45 362.45	271.10 271.10	0.00 0.00
125008000	829	ERSTE GROUP BANK AG SPON ADR AUSTRIA	12/30/08	03/04/09	4,086.94	9,417.44 9,417.44	(5,330.50) (5,330.50)	0.00 0.00
125008010	792	ERSTE GROUP BANK AG SPON ADR AUSTRIA	12/30/08	04/08/09	7,325.81	8,997.12 8,997.12	(1,671.31) (1,671.31)	0.00 0.00
125008020	185	ERSTE GROUP BANK AG SPON ADR AUSTRIA Morgan Stanley Smith Barney LLC acted as your agent	07/09/09	07/20/09	2,625.08	2,286.34 2,286.34	338.74 338.74	0.00 0.00
125008030	47	ERSTE GROUP BANK AG SPON ADR AUSTRIA Morgan Stanley Smith Barney LLC acted as your agent	12/30/08	09/23/09	1,032.56	533.92 533.92	498.64 498.64	0.00 0.00
125008040	25	ERSTE GROUP BANK AG SPON ADR AUSTRIA Morgan Stanley Smith Barney LLC acted as your agent	12/30/08	10/27/09	524.98	284.00 284.00	240.98 240.88	0.00 0.00
125008130	164	EXPRESS SCRIPTS INC COMMON Morgan Stanley Smith Barney LLC acted as your agent in this transaction	12/30/08	08/04/09	11,257.85	9,257.52 9,257.52	2,000.33 2,000.33	0.00 0.00
	282		01/21/09		19,358.01	14,602.89 14,602.89	4,755.12 4,755.12	0.00 0.00
	229		04/07/09		15,719.80	11,055.20 11,055.20	4,664.60 4,664.60	0.00 0.00

2
0
9
Y
E
A
R
E
N
D
S
U
M
M
A
R
Y

Reserved
Client Statement
2009 Year End Summary

CITI GLOBAL IMPACT FUNDING
Account Number 692-72495-13 643

Details of Short Term Gain (Loss) 2009 - continued

Reference number	Quantity	Security Description	Opening Trade Date	Closing Trade Date	Sale Proceeds	Original Cost Adjusted Cost	Original Gain/(Loss) Adjusted Gain/(Loss)	Ordinary Income Capital Gain/(Loss)
125008140	141	FMC CORP-NEW	12/30/08	03/02/09	\$ 5,146 47	\$ 6,146 89 6,146 89	(\$ 1,000 42) (1,000 42)	\$ 0 00 \$ 0 00
125008150	105	FMC CORP-NEW	12/30/08	03/04/09	4,210 48	4,577 48 4,577 48	(367 00) (367 00)	0 00 0.00
125008160	201	FMC CORP-NEW	12/30/08	04/08/09	9,081 80	8,762 59 8,762 59	319 21 319.21	0 00 0 00
125008170	19	FMC CORP-NEW	04/03/09	07/20/09	833 32	908 29 908 29	(74 97) (74 97)	0 00 0 00
	118	Morgan Stanley Smith Barney LLC acted as your agent in this transaction	04/09/09		5,175 34	5,668 01 5,668 01	(492 67) (492 67)	0 00 0 00
125008180	25	FMC CORP-NEW Morgan Stanley Smith Barney LLC acted as your agent in this transaction	12/30/08	09/23/09	1,422 21	1,089 88 1,089 88	332 33 332 33	0 00 0 00
125008190	54	FMC CORP-NEW Morgan Stanley Smith Barney LLC acted as your agent in this transaction	12/30/08	10/16/09	3,000 16	2,354 13 2,354 13	646 03 646 03	0 00 0 00
125008200	161	FPL GROUP INC	12/30/08	02/04/09	8,510 81	7,897 74 7,897 74	613 07 613 07	0 00 0 00
125008210	92	FPL GROUP INC	12/30/08	03/04/09	4,137 67	4,513 00 4,513 00	(375 33) (375 33)	0 00 0 00
125008220	35	FPL GROUP INC	12/30/08	05/06/09	1,975 69	1,716 90 1,716 90	258 79 258 79	0 00 0 00
125008230	64	FPL GROUP INC	12/30/08	05/19/09	3,591 58	3,139 47 3,139 47	452 11 452 11	0 00 0 00
125008240	400	FPL GROUP INC Morgan Stanley Smith Barney LLC acted as your agent in this transaction	12/30/08	07/20/09	23,044 48	19,621 72 19,621 72	3,422 76 3,422 76	0 00 0 00
125008250	109	FACTSET RESEARCH SYSTEMS INC	12/30/08	03/04/09	4,106 87	4,750 05 4,750 05	(643 18) (643 18)	0 00 0 00
125008260	57	FACTSET RESEARCH SYSTEMS INC	12/30/08	04/16/09	2,801 47	2,483 97 2,483 97	317 50 317 50	0 00 0.00

2
0
9
Y
E
A
R
E
N
D
S
U
M
M
A
R
Y

Corrected Copy as of 03/31/10
Ref 00009496 00245667

CITI GLOBAL IMPACT FUNDING
Account Number 692-72495-13 643

Details of Short Term Gain (Loss) 2009 - continued

Reference number	Quantity	Security Description	Opening Trade Date	Closing Trade Date	Sale Proceeds	Original Cost Adjusted Cost	Original Gain/(Loss) Adjusted Gain/(Loss)	Ordinary Income Capital Gain/(Loss)
125008270	324	FACTSET RESEARCH SYSTEMS INC Morgan Stanley Smi	12/30/08	06/09/09	\$ 17,132.68	\$ 14,119.40	\$ 3,013.28	\$ 0.00
	20	th Barney LLC acted as yo ur agent in this transa	01/21/09		1,057.57	835.62	221.95	0.00
						835.62	221.95	0.00
125008280	28	FACTSET RESEARCH SYSTEMS INC Morgan Stanley Smi	04/06/09	07/20/09	1,521.59	1,309.00	212.59	0.00
		th Barney LLC acted as yo ur agent in this transa				1,308.00	212.59	0.00
125008290	23	FACTSET RESEARCH SYSTEMS INC MorganStanley SmithBarney LLC	01/21/09	10/16/09	1,504.85	960.96	543.89	0.00
		acted as your agent in this transaction				960.88	543.89	0.00
125008300	2	FACTSET RESEARCH SYSTEMS INC MorganStanley SmithBarney LLC	01/21/09	10/27/09	130.59	83.56	47.03	0.00
		acted as your agent in this transaction				83.56	47.03	0.00
125008310	42	FANUC LTD JAPAN-JPY Morgan Stanley Smi	04/30/09	06/12/09	1,713.55	1,521.60	191.95	0.00
		th Barney LLC acted as yo ur agent in this transa				1,521.60	191.95	0.00
125008320	228	FANUC LTD JAPAN-JPY Morgan Stanley Smi	05/11/09	07/20/09	8,960.16	9,348.00	(387.84)	0.00
		th Barney LLC acted as yo ur agent in this transa				9,348.00	(387.84)	0.00
125008330	7	FANUC LTD JAPAN-JPY MorganStanley SmithBarney LLC	05/11/09	09/23/09	304.49	287.00	17.49	0.00
		acted as your agent in this transaction				287.00	17.49	0.00
125008340	11	FANUC LTD JAPAN-JPY MorganStanley SmithBarney LLC	04/30/09	10/27/09	476.28	398.51	77.77	0.00
		acted as your agent in this transaction				398.51	77.77	0.00
125008350	156,000	FNMA PL# 190391 DTD 08/01/2008 DUE 09/01/2038 RATE 6.000 YIELD 5.32 10.90 YR AVG LIFE YIELDS VARY DUE TO CHANGES IN	04/15/09	07/21/09	131,305.84	131,852.19	(546.35)	0.00
						131,852.19	(546.35)	0.00

2
0
0
9
Y
E
A
R
E
N
D
S
U
M
M
A
R
Y

Corrected Copy as of 03/31/10
Ref 00009496 00245668

CITI GLOBAL IMPACT FUNDING
Account Number 692-72495-13 643

Details of Short Term Gain (Loss) 2009 - continued

Reference number	Quantity	Security Description	Opening Trade Date	Closing Trade Date	Sale Proceeds	Original Cost Adjusted Cost	Original Gain/(Loss) Adjusted Gain/(Loss)	Ordinary Income Capital Gain/(Loss)
125008360	36,000	FNMA PL#190391 DTD 08/01/2008 DUE 09/01/2038 RATE 6 000 YIELDS VARY DUE TO CHANGES IN PREPAYMENT SPEEDS SPECIFICS	04/15/09	10/01/09	\$ 28,362 18	\$ 28,452 03 \$ 28,452 03	(\$ 89 85) (\$ 89 85)	\$ 0 00 \$ 0 00
125008370	98,000	FNMA PL#889982 DTD 10/01/2008 DUE 11/01/2038 RATE 5 500 YIELD 5 01 10 88 YR AVG LIFE YIELDS VARY DUE TO CHANGES IN	04/15/09	07/21/09	81,800 21	82,580 90 82,580 90	(780 69) (780 69)	0 00 0 00
125008380	55	FEDEX CORP	10/10/08	04/16/09	2,955 07	3,639 29 3,639 29	(684 22) (684 22)	0 00 0 00
125008390	189	FEDEX CORP	10/10/08	04/27/09	10,006 82	12,505 92 12,505 92	(2,499 10) (2,499 10)	0 00 0 00
125008400	32	FEDEX CORP	10/10/08	05/06/09	1,963 91	2,117 40 2,117 40	(153 49) (153 49)	0 00 0 00
125008410	1,180	FEDEX CORP	10/10/08	05/14/09	63,083 30	78,079 31 78,079 31	(14,996 01) (14,996 01)	0 00 0 00
	171			01/21/09	9 141 73	9,661 50 9,661 50	(519 77) (519 77)	0 00 0 00
	95			04/01/09	5,078 74	4,228 55 4,228 55	850 19 850 19	0 00 0 00
125008420	203	F5 NETWORKS INC	12/30/08	03/04/09	4,099 35	4,567 28 4,567 28	(467 93) (467 93)	0 00 0 00
125008430	49	F5 NETWORKS INC Morgan Stanley Smith Barney LLC acted as your agent in this transaction	12/30/08	06/12/09	1,728 28	1,102 45 1,102 45	625 83 625 83	0 00 0 00
125008440	412	F5 NETWORKS INC Morgan Stanley Smith Barney LLC acted as your agent in this transaction	12/30/08	07/20/09	15,047 29	9,269 54 9,269 54	5,777 75 5,777 75	0 00 0 00
125008450	6	F5 NETWORKS INC Morgan Stanley Smith Barney LLC acted as your agent in this transaction	12/30/08	09/23/09	236 03	134 99 134 99	101 04 101 04	0 00 0 00
125008470	309	FISERV INC	12/30/08	01/16/09	10,287 48	10,945 77 10,945 77	(658 29) (658 29)	0 00 0 00
125008480	251	FISERV INC	12/30/08	02/04/09	8,457 12	8,891 22 8,891 22	(434 10) (434 10)	0 00 0 00

2
0
0
9
Y
E
A
R
E
N
D
S
U
M
M
A
R
Y

Corrected Copy as of 03/31/10
Ref 00009496 00245669

CITI GLOBAL IMPACT FUNDING
Account Number 692-72495-13 643

Details of Short Term Gain (Loss) 2009 - continued

Reference number	Quantity	Security Description	Opening Trade Date	Closing Trade Date	Sale Proceeds	Original Cost Adjusted Cost	Original Gain/(Loss) Adjusted Gain/(Loss)	Ordinary Income Capital Gain/(Loss)
125008490	384	FISERV INC	12/30/08	03/04/09	\$ 12,338 89	\$ 13,602 51 \$ 13,602 51	(\$ 1,263 62) (\$ 1,263 62)	\$ 0 00 \$ 0 00
125008500	961	FISERV INC	12/30/08	03/25/09	34,377 08	34,041 70 34,041 70	335 38 335 38	0 00 0 00
125008510	150	FISERV INC	12/30/08	04/16/09	5,620 50	5,313 48 5,313 48	307.02 307 02	0 00 0 00
125008520	649	FISERV INC	12/30/08	04/17/09	23,844 94	22,989.66 22,989.66	855 28 855 28	0 00 0 00
125008530	557	FISERV INC Morgan Stanley Smith Barney LLC acted as your agent in this transaction	12/30/08	06/09/09	25,556 73	19,730 72 19,730 72	5,826.01 5,826 01	0 00 0 00
125008540	133	FISERV INC Morgan Stanley Smith Barney LLC acted as your agent in this transaction	12/30/08	07/20/09	6,380 20	4,711 28 4,711 28	1,668 92 1,668 92	0 00 0 00
125008550	18	FISERV INC Morgan Stanley Smith Barney LLC acted as your agent in this transaction	12/30/08	09/23/09	886 29	637 62 637 62	248 67 248 67	0 00 0 00
125008560	20	FISERV INC Morgan Stanley Smith Barney LLC acted as your agent in this transaction	12/30/08	10/27/09	982 17	708 46 708 46	273 71 273.71	0 00 0 00
125008570	16,000	FIXED INCOME SHARES SERIES C CONFIRM #005577340 PER EMAIL FROM ROSIE	04/08/09	07/21/09	201,600 00	177,280 00 177,280 00	24,320 00 24,320.00	0 00 0 00
125008580	31,000	FIXED INCOME SHARES SERIES M CONFIRM #007680879 PER EMAIL FROM ROSIE	04/08/09	07/21/09	289,230 00	264,740 00 264,740 00	24,490 00 24,480 00	0.00 0 00
125008590	70	FLUOR CORP NEW	02/11/09	04/16/09	2,918 22	2,950 32 2,950 32	(32 10) (32 10)	0 00 0 00
125008600	47	FLUOR CORP NEW	02/11/09	05/06/09	1 963 04	1 980 93 1,980 83	(17 89) (17 88)	0 00 0 00
125008610	157	FLUOR CORP NEW	02/11/09	05/19/09	7 127 63	6,617 16 6,617 16	510 47 510 47	0 00 0 00

2
0
0
9
Y
E
A
R
E
N
D
S
U
M
M
A
R
Y

Corrected Copy as of 03/31/10
Ref 00009496 00245670

CITI GLOBAL IMPACT FUNDING
Account Number 692-72495-13 643

Details of Short Term Gain/(Loss) 2009 - continued

Reference number	Quantity	Security Description	Opening Trade Date	Closing Trade Date	Sale Proceeds	Original Cost Adjusted Cost	Original Gain/(Loss) Adjusted Gain/(Loss)	Ordinary Income Capital Gain/(Loss)
125008620	96	FLUOR CORP NEW Morgan Stanley Smi th Barney LLC acted as yo ur agent in this transa	02/11/09	06/12/09	\$ 5,156 44	\$ 4,046 16 \$ 4,046 16	\$ 1,110 28 \$ 1,110 28	\$ 0 00 \$ 0 00
125008630	450	FLUOR CORP NEW Morgan Stanley Smi th Barney LLC acted as yo ur agent in this transa	02/11/09	07/20/09	23,001 65	18,966.38 18,966 38	4,035 27 4,035 27	0 00 0 00
125008640	1,287	FLUOR CORP NEW Morgan Stanley SmithBarney LLC acted as your agent in this transaction	02/11/09	12/09/09	52,309 67	54,243 83 54,243 83	(1,934 16) (1,934 16)	0 00 0 00
	123		04/01/09		4,999 29	4,269 58 4,269 58	729 71 729 71	0 00 0 00
125008650	231	FLOWERVE CORP	08/14/08	02/04/09	12,716 70	29,727 39 29,727 39	(17,010 69) (17,010 69)	0 00 0 00
125008660	168	FLOWERVE CORP	08/14/08	03/04/09	8,208 85	21,619 92 21,619 92	(13,411 07) (13,411 07)	0 00 0 00
125008670	231	FLOWERVE CORP	08/14/08	04/08/09	14,094 33	29,727 39 29,727.39	(15,633 06) (15,633 06)	0 00 0 00
125008680	27	FLOWERVE CORP	08/14/08	05/06/09	2,009 79	3,474 63 3,474 63	(1,464 84) (1,464 84)	0 00 0 00
125008690	51	FLOWERVE CORP	08/14/08	05/19/09	3,618 25	6,563 19 6,563 19	(2,944 94) (2,944 94)	0 00 0 00
125008700	41	FLOWERVE CORP Morgan Stanley Smi th Barney LLC acted as yo ur agent in this transa	08/14/08	06/12/09	3,468 67	5,276 29 5,276.29	(1,807 62) (1,807 62)	0 00 0 00
125008710	118	FLOWERVE CORP Morgan Stanley Smi th Barney LLC acted as yo ur agent in this transa	08/14/08	07/20/09	8,176 12	15,185 42 15,185 42	(7,009 30) (7,009 30)	0 00 0 00
125008750	20	FRANCE TELECOM SA SPON ADR	05/22/08	02/04/09	464 12	632 80 632 80	(168 68) (168 68)	0 00 0 00
125008780	99	FRANCE TELECOM SA SPON ADR Morgan Stanley Smi	09/05/08	07/20/09	2,309 41	2,745 27 2,745 27	(435 86) (435 86)	0 00 0 00
	198	th Barney LLC acted as yo ur agent in this transa	01/21/09		4,618 83	4,946 02 4,946 02	(327 19) (327 19)	0 00 0 00
125008810	32	FRANKLIN RESOURCES INC	03/25/09	05/06/09	1,999 94	1,663 94 1,663.94	336 00 336 00	0 00 0 00

2
0
0
9
Y
E
A
R
E
N
D
S
U
M
M
A
R
Y

CITI GLOBAL IMPACT FUNDING

Account Number 692-72495-13 643

Details of Short Term Gain (Loss) 2009 - continued

Reference number	Quantity	Security Description	Opening Trade Date	Closing Trade Date	Sale Proceeds	Original Cost Adjusted Cost	Original Gain/(Loss) Adjusted Gain/(Loss)	Ordinary Income Capital Gain/(Loss)
125008820	23	FRANKLIN RESOURCES INC Morgan Stanley Smith Barney LLC acted as your agent in this transaction	03/25/09	06/12/09	\$ 1,742.48	\$ 1,195.95 \$ 1,195.95	\$ 546.53 \$ 546.53	\$ 0.00 \$ 0.00
125008830	33	FRANKLIN RESOURCES INC Morgan Stanley Smith Barney LLC acted as your agent in this transaction	04/03/09	07/20/09	2,427.51	1,967.00 1,967.00	460.51 460.51	0.00 0.00
	85		04/13/09		6,252.69	5,240.25 5,240.25	1,012.44 1,012.44	0.00 0.00
125008840	119	FRANKLIN RESOURCES INC Morgan Stanley Smith Barney LLC acted as your agent in this transaction	03/25/09	08/24/09	11,203.74	6,187.76 6,187.76	5,015.98 5,015.98	0.00 0.00
125008850	2	FRANKLIN RESOURCES INC Morgan Stanley Smith Barney LLC acted as your agent in this transaction	03/25/09	09/23/09	205.35	104.00 104.00	101.35 101.35	0.00 0.00
125008860	12	FRANKLIN RESOURCES INC Morgan Stanley Smith Barney LLC acted as your agent in this transaction	03/25/09	09/25/09	1,194.63	623.97 623.97	570.66 570.66	0.00 0.00
	102		04/01/09		10,154.34	5,543.90 5,543.90	4,610.44 4,610.44	0.00 0.00
	364		04/03/09		36,237.05	21,696.58 21,696.58	14,540.47 14,540.47	0.00 0.00
	58		07/29/09		5,774.03	4,668.71 4,668.71	1,105.32 1,105.32	0.00 0.00
125008870	82	FRANKLIN RESOURCES INC Morgan Stanley Smith Barney LLC acted as your agent in this transaction	07/29/09	10/16/09	9,019.06	6,600.59 6,600.59	2,418.47 2,418.47	0.00 0.00
125008880	450	FREDS INC CL A	12/30/08	03/04/09	4,185.02	4,518.18 4,518.18	(333.16) (333.16)	0.00 0.00
125008890	515	FREDS INC CL A Morgan Stanley Smith Barney LLC acted as your agent in this transaction	12/30/08	07/20/09	6,777.74	5,170.81 5,170.81	1,606.93 1,606.93	0.00 0.00
125008900	83	FREDS INC CL A Morgan Stanley Smith Barney LLC acted as your agent in this transaction	12/30/08	09/23/09	1,067.35	833.35 833.35	234.00 234.00	0.00 0.00

2
0
0
9
Y
E
A
R
E
N
D
S
U
M
M
A
R
Y

Reserved
Client Statement
2009 Year End Summary

CITI GLOBAL IMPACT FUNDING
Account Number 692-72495-13 643

Details of Short Term Gain (Loss) 2009 - continued

Reference number	Quantity	Security Description	Opening Trade Date	Closing Trade Date	Sale Proceeds	Original Cost Adjusted Cost	Original Gain/(Loss) Adjusted Gain/(Loss)	Ordinary Income Capital Gain/(Loss)
125008910	228	FREDS INC CL A MorganStanley SmithBarney LLC acted as your agent in this transaction	12/30/08	10/16/09	\$ 2,917 04	\$ 2,289 21 \$ 2,289 21	\$ 627 83 \$ 627 83	\$ 0 00 \$ 0 00
125008930	108	FRESENIUS MEDICAL CARE AG & CO KGAA SPONS ADR	05/22/08	03/17/09	4,139 62	5,988 60 5,988 60	(1,848 98) (1,848 98)	0 00 0 00
	75		06/10/08		2,874 73	4,122 75 4,122 75	(1,248 02) (1,248 02)	0 00 0 00
	149		08/05/08		5,711 14	8,452 19 8,452 19	(2,741 05) (2,741 05)	0 00 0 00
	71		09/05/08		2,721 41	3,656 50 3,656 50	(935 09) (935 09)	0 00 0 00
	65		12/30/08		2,491 44	3,071 05 3,071 05	(579 61) (579 61)	0 00 0 00
125008940	52	FRESENIUS MEDICAL CARE AG & CO KGAA SPONS ADR	12/30/08	05/06/09	1,952 55	2,456 84 2,456 84	(504 29) (504 29)	0 00 0 00
125008950	40	FRESENIUS MEDICAL CARE AG & CO KGAA SPONS ADR Morgan Stanley Smi th Barney LLC acted as yo	12/30/08	06/12/09	1,750 35	1,889 88 1,889 88	(139 53) (139 53)	0 00 0 00
125008960	388	FRESENIUS MEDICAL CARE AG & CO KGAA SPONS ADR Morgan Stanley Smi th Barney LLC acted as yo	12/30/08	07/20/09	17,400 38	18,331 79 18,331.79	(931 41) (931.41)	0 00 0 00
125008970	10	FRESENIUS MEDICAL CARE AG & CO KGAA SPONS ADR MorganStanley SmithBarney LLC acted as your agent	12/30/08	09/23/09	499 62	472 47 472 47	27 15 27 15	0 00 0 00
125008980	6	FRESENIUS MEDICAL CARE AG & CO KGAA SPONS ADR MorganStanley SmithBarney LLC acted as your agent	12/30/08	10/27/09	289 67	283 48 283 48	6 19 6 19	0 00 0 00
125008990	423	FUJIFILM HLDGS CORP-JPY	12/30/08	04/08/09	9,902 17	9,182 87 9,182 87	719 30 719 30	0 00 0 00
125009000	119	FUJIFILM HLDGS CORP-JPY	12/30/08	04/22/09	3,085 19	2,583 36 2,583 36	501 83 501 83	0 00 0 00
125009010	232	FUJIFILM HLDGS CORP-JPY	12/30/08	04/23/09	5,975 46	5,036 46 5,036 46	939 00 939 00	0 00 0 00

2
0
0
9
Y
E
A
R
E
N
D
S
U
M
M
A
R
Y

CITI GLOBAL IMPACT FUNDING
Account Number 692-72495-13 643

Details of Short Term Gain (Loss) 2009 - continued

Reference number	Quantity	Security Description	Opening Trade Date	Closing Trade Date	Sale Proceeds	Original Cost Adjusted Cost	Original Gain/(Loss) Adjusted Gain/(Loss)	Ordinary Income Capital Gain/(Loss)
125009020	464	FUJIFILM HLDGS CORP-JPY	12/30/08	05/08/09	\$ 11,923 89	\$ 10,072 93 \$ 10,072 93	\$ 1,850 96 \$ 1,850 96	\$ 0 00 \$ 0 00
125009030	32	FUJIFILM HLDGS CORP-JPY Morgan Stanley Smith Barney LLC acted as your agent in this transaction	12/30/08	09/23/09	978 85	694 68 694 68	284,17 284 17	0 00 0 00
125009040	14	FUJIFILM HLDGS CORP-JPY Morgan Stanley Smith Barney LLC acted as your agent in this transaction	12/30/08	10/27/09	396 32	303 92 303 92	92 40 92.40	0 00 0 00
125009050	138	GDF SUEZ-EUR	12/30/08	03/04/09	4,064 07	6,799 33 6,799 33	(2,735 26) (2,735 26)	0 00 0 00
125009060	82	GDF SUEZ EUR	12/30/08	04/16/09	2,742 82	4,040 18 4,040.18	(1,297 36) (1,297 36)	0 00 0 00
125009070	219	GDF SUEZ-EUR	12/30/08	05/11/09	7,728 97	10,790 24 10,790 24	(3,061 27) (3,061 27)	0 00 0 00
125009080	106	GDF SUEZ-EUR Morgan Stanley Smith Barney LLC acted as your agent in this transaction	12/30/08	07/20/09	3,927 19	5,222 67 5,222 67	(1,295 48) (1,295 48)	0 00 0 00
125009090	64	GDF SUEZ-EUR Morgan Stanley Smith Barney LLC acted as your agent in this transaction	12/30/08	10/16/09	2,804 40	3,153 31 3,153 31	(348 91) (348 91)	0 00 0 00
125009100	1	GDF SUEZ-EUR Morgan Stanley Smith Barney LLC acted as your agent in this transaction	12/30/08	10/27/09	43 04	49 27 49 27	(6 23) (6 23)	0 00 0 00
125009110	163	GAMESTOP CORP NEW CL A	01/21/09	02/04/09	4,225 34	3,909 88 3,909 88	315 46 315 46	0 00 0 00
125009120	446	GAMESTOP CORP NEW CL A	12/30/08	03/04/09	12,336 74	9,729 13 9,729 13	2,607 61 2,607 61	0 00 0 00
125009130	172	GAMESTOP CORP NEW CL A	12/30/08	04/16/09	5,327 04	3,752 04 3,752 04	1,575 00 1,575 00	0 00 0 00
125009140	70	GAMESTOP CORP NEW CL A Morgan Stanley Smith Barney LLC acted as your agent in this transaction	12/30/08	06/12/09	1,682 19	1,526 99 1,526 99	155 20 155 20	0 00 0 00

2
0
0
9

Y
E
A
R

E
N
D

S
U
M
M
A
R
Y

CITI GLOBAL IMPACT FUNDING

Account Number 692-72495-13 643

Details of Short Term Gain (Loss) 2009 - continued

Reference number	Quantity	Security Description	Opening Trade Date	Closing Trade Date	Sale Proceeds	Original Cost Adjusted Cost	Original Gain/(Loss) Adjusted Gain/(Loss)	Ordinary Income Capital Gain/(Loss)
125009150	1,222	GAMESTOP CORP NEW CL A	12/30/08	06/26/09	\$ 27,127 58	\$ 26,656 96	\$ 470 62	\$ 0 00
		Morgan Stanley Smith Barney LLC acted as your agent in this transaction				\$ 26,666 96	\$ 470 62	\$ 0 00
	283		01/21/09		6,282 41	6,788 32	(505 91)	0 00
	525		02/25/09		11,654 65	14,268 14	(2,613 49)	0 00
						14,268 14	(2,613 49)	0 00
125009160	1,680	GAMESTOP CORP NEW CL A	02/25/09	06/29/09	37,510 41	45,658 03	(8,147 62)	0 00
		Morgan Stanley Smith Barney LLC acted as your agent in this transaction				45,668 03	(8,147 62)	0 00
125009170	231	GAMESTOP CORP NEW CL A	02/25/09	07/20/09	5,137 92	6,277 98	(1,140 06)	0 00
		Morgan Stanley Smith Barney LLC acted as your agent in this transaction				6,277 98	(1,140 06)	0 00
125009180	12	GAMESTOP CORP NEW CL A	02/25/09	09/23/09	321 23	326 13	(4 90)	0 00
		Morgan Stanley Smith Barney LLC acted as your agent in this transaction				326 13	(4 90)	0 00
125009190	25	GAMESTOP CORP NEW CL A	02/25/09	10/27/09	613 98	679 43	(65 45)	0 00
		Morgan Stanley Smith Barney LLC acted as your agent in this transaction				679 43	(65 45)	0 00
125009200	323	GAZPROM OAO SPONS ADR	12/30/08	03/04/09	4,150 52	4,631 82	(481 30)	0 00
						4,631 82	(481 30)	0 00
125009210	484	GAZPROM OAO SPONS ADR	12/30/08	04/08/09	8,034 19	6,940 56	1,093 63	0 00
						6,940 56	1,093 63	0 00
125009220	161	GAZPROM OAO SPONS ADR	12/30/08	04/16/09	2,777 17	2,308 74	468 43	0 00
						2,308 74	468 43	0 00
125009230	161	GAZPROM OAO SPONS ADR	12/30/08	05/19/09	3,574 10	2,308 74	1,265 36	0 00
						2,308 74	1,265 36	0 00
125009240	72	GAZPROM OAO SPONS ADR	12/30/08	06/12/09	1,673 95	1,032 48	641 47	0 00
		Morgan Stanley Smith Barney LLC acted as your agent in this transaction				1,032 48	641 47	0 00
125009250	288	GAZPROM OAO SPONS ADR	04/13/09	07/20/09	5,906 72	5,083 20	823 52	0 00
		Morgan Stanley Smith Barney LLC acted as your agent in this transaction				5,083 20	823 52	0 00
	170		07/09/09		3,486 61	2,975 00	511 61	0 00
						2,975 00	511 61	0 00

2
0
0
9
Y
E
A
R
E
N
D
S
U
M
M
A
R
Y

Corrected Copy as of 03/31/10
Ref 00009496 00245675

CITI GLOBAL IMPACT FUNDING
Account Number 692-72495-13 643

Details of Short Term Gain (Loss) 2009 - continued

Reference number	Quantity	Security Description	Opening Trade Date	Closing Trade Date	Sale Proceeds	Original Cost Adjusted Cost	Original Gain/(Loss) Adjusted Gain/(Loss)	Ordinary Income Capital Gain/(Loss)
125009260	75	GAZPROM OAO SPONS ADR MorganStanley SmithBarney LLC acted as your agent in this transaction	07/09/09	09/23/09	\$ 1,820 20	\$ 1,312 50 \$ 1,312 50	\$ 507 70 \$ 507 70	\$ 0 00 \$ 0 00
125009270	47	GAZPROM OAO SPONS ADR MorganStanley SmithBarney LLC acted as your agent in this transaction	12/30/08	10/27/09	1,216 32	673 98 673 98	542 34 542 34	0 00 0 00
125009350	41	GENERAL DYNAMICS CORP MorganStanley SmithBarney LLC acted as your agent in this transaction	12/30/08	12/29/09	2,819 13	2,297 64 2,297 64	521 49 521 49	0 00 0 00
	180		01/21/09		12,376 66	9,675 90 9,675 90	2,700 76 2,700 76	0 00 0 00
	241		04/01/09		16 570 98	10,075 97 10,075 97	6,495 01 6,495 01	0 00 0 00
125009360	73	GENERAL MILLS INC	12/08/08	02/04/09	4,303 32	4,719 76 4,719 76	(416 44) (416 44)	0 00 0 00
125009370	80	GENERAL MILLS INC	12/08/08	03/04/09	4 155 33	5,172 34 5,172 34	(1,017 01) (1,017 01)	0 00 0 00
125009380	1,145	GENERAL MILLS INC Morgan Stanley Smi th Barney LLC acted as yo ur agent in this transa	12/08/08	06/03/09	60,152 29	74,029 18 74,029 18	(13,876 89) (13,876 89)	0 00 0 00
	132		12/30/08		6,934 59	7,823 23 7,823 23	(888 64) (888 64)	0 00 0 00
	160		01/21/09		8,405 56	9,517 97 9,517 97	(1,112 41) (1,112 41)	0 00 0 00
	84		04/01/09		4,412 92	4,241 05 4,241 05	171 87 171 87	0 00 0 00
	103		04/03/09		5,411 07	5,225 14 5,225 14	185 93 185 93	0 00 0 00
125009390	37	GENTEX CORP	12/30/08	02/04/09	311 20	311 91 311 91	(71) (71)	0 00 0 00
	464		01/21/09		3,902 68	3,957 87 3,957 87	(55 19) (55 19)	0 00 0 00
125009400	1,013	GENTEX CORP	12/30/08	03/04/09	8,288 32	8,539 69 8,539 69	(251 37) (251 37)	0 00 0 00
125009410	1,623	GENTEX CORP	12/30/08	04/08/09	17,579 88	13,682 05 13,682 05	3,897 83 3,897 83	0 00 0 00
125009420	231	GENTEX CORP	12/30/08	04/16/09	2,777 35	1,947 35 1,947 35	830 00 830 00	0 00 0 00

2
0
0
9
Y
E
A
R
E
N
D
S
U
M
M
A
R
Y

Corrected Copy as of 03/31/10
Ref 0009496 00245676

CITI GLOBAL IMPACT FUNDING
Account Number 692-72495-13 643

Details of Short Term Gain (Loss) 2009 - continued

Reference number	Quantity	Security Description	Opening Trade Date	Closing Trade Date	Sale Proceeds	Original Cost Adjusted Cost	Original Gain/(Loss) Adjusted Gain/(Loss)	Ordinary Income Capital Gain/(Loss)
125009430	151	GENTEX CORP	12/30/08	05/06/09	\$ 1,923 71	\$ 1,272 95 \$ 1,272 95	\$ 650 76 \$ 650 76	\$ 0.00 \$ 0.00
125009440	126	GENTEX CORP Morgan Stanley Smith Barney LLC acted as your agent in this transaction	12/30/08	06/12/09	1,663 19	1,062 19 1,062 19	601 00 601 00	0 00 0 00
125009450	1,147	GENTEX CORP Morgan Stanley Smith Barney LLC acted as your agent in this transaction	12/30/08	07/20/09	14,408 23	9,669 33 9,669 33	4,738 90 4,738 90	0 00 0 00
125009460	38	GENTEX CORP Morgan Stanley Smith Barney LLC acted as your agent in this transaction	12/30/08	09/23/09	551 74	320.34 320 34	231 40 231 40	0 00 0 00
125009470	188	GENTEX CORP Morgan Stanley Smith Barney LLC acted as your agent in this transaction	12/30/08	10/27/09	3,145 34	1,584 86 1,584 86	1,560 48 1,560 48	0 00 0 00
125009480	58	GENZYME CORP	01/21/09	02/04/09	4,085 49	4,058 21 4,058 21	27 28 27 28	0 00 0 00
125009560	72	GENZYME CORP Morgan Stanley Smith Barney LLC acted as your agent in this transaction	04/01/09	10/21/09	3,815 19	4,102 56 4,102 56	(287 37) (287 37)	0 00 0 00
125009570	1	GENZYME CORP Morgan Stanley Smith Barney LLC acted as your agent in this transaction	04/01/09	10/27/09	52 13	56.98 56 98	(4 85) (4 85)	0.00 0 00
125009580	322	G4S PLC UNSPON ADR	12/30/08	03/04/09	4 137 67	4,797 80 4,797 80	(660 13) (660 13)	0 00 0 00
125009590	500	G4S PLC UNSPON ADR	12/30/08	05/11/09	8,014 79	7,450 00 7,450 00	564 79 564 79	0 00 0 00
125009600	282 48	G4S PLC UNSPON ADR Morgan Stanley Smith Barney LLC acted as your agent in this transaction	12/30/08 01/21/09	07/20/09	5,143 54 875 50	4,201 80 4,201 80 662 40 662 40	941 74 941 74 213 10 213 10	0 00 0 00 0 00 0 00

2
0
0
9

Y
E
A
R

E
N
D

S
U
M
M
A
R
Y

CITI GLOBAL IMPACT FUNDING

Account Number 692-72495-13 643

Details of Short Term Gain (Loss) 2009 - continued

Reference number	Quantity	Security Description	Opening Trade Date	Closing Trade Date	Sale Proceeds	Original Cost Adjusted Cost	Original Gain/(Loss) Adjusted	Ordinary Income Capital Gain/(Loss)
125009610	18	G4S PLC UNSPON ADR MorganStanley SmithBarney LLC acted as your agent in this transaction	01/21/09	10/27/09	\$ 362 15	\$ 248 40 \$ 248.40	\$ 113 75 \$ 113 75	\$ 0 00 \$ 0 00
125009620	83	GILEAD SCIENCES INC	01/21/09	02/04/09	4,295 22	4,086 91 4,086 91	208 31 208 31	0 00 0 00
125009650	117	GLAXOSMITHKLINE PLC SP ADR	06/09/08	02/04/09	4,270 82	4,964 12 4,964 12	(693 30) (693 30)	0 00 0 00
125009660	281	GLAXOSMITHKLINE PLC SP ADR	03/12/08	03/04/09	8,192 08	11,832 72 11,832 72	(3,640 64) (3,640 64)	0 00 0 00
125009670	299	GLAXOSMITHKLINE PLC SP ADR	06/09/08	04/08/09	8,934 49	12,686 09 12,686 09	(3,751 60) (3,751 60)	0 00 0 00
125009680	218	GLAXOSMITHKLINE PLC SP ADR	06/09/08	04/27/09	6,930 63	9,249 39 9,249 39	(2,318 76) (2,318 76)	0 00 0 00
125009690	380	GLAXOSMITHKLINE PLC SP ADR	06/09/08	05/08/09	11,723 30	16,122 79 16,122 79	(4,399 49) (4,399 49)	0 00 0 00
125009700	160	GLAXOSMITHKLINE PLC SP ADR Morgan Stanley Smith Barney LLC acted as your agent in this transaction	01/21/09	07/20/09	6 021 76	5,572 00 5,572 00	449 76 449 76	0 00 0 00
125009710	11	GLAXOSMITHKLINE PLC SP ADR MorganStanley SmithBarney LLC acted as your agent in this transaction	01/21/09	10/27/09	449 69	383 07 383.07	66 62 66 62	0 00 0 00
125009720	122	GLOBAL PAYMENTS INC	01/21/09	02/04/09	4,239 78	4,052 48 4,052 48	187 30 187 30	0 00 0 00
125009730	326	GLOBAL PAYMENTS INC	12/30/08	03/02/09	9,584 57	10,734 69 10,734 69	(1,150 12) (1,150.12)	0 00 0 00
125009740	252	GLOBAL PAYMENTS INC	12/30/08	04/16/09	8,465 22	8,297 98 8,297 88	167 24 167 24	0 00 0 00
125009750	131	GLOBAL PAYMENTS INC	01/21/09	04/27/09	4,096 93	4,351 43 4,351 43	(254 50) (254 50)	0 00 0 00
	133		04/01/09		4,159 48	4,435 82 4,435 82	(276 34) (276 34)	0 00 0 00

2
0
0
9
Y
E
A
R
E
N
D
S
U
M
M
A
R
Y

CITI GLOBAL IMPACT FUNDING
Account Number 692-72495-13 643

Details of Short Term Gain (Loss) 2009 - continued

Reference number	Quantity	Security Description	Opening Trade Date	Closing Trade Date	Sale Proceeds	Original Cost Adjusted Cost	Original Gain/(Loss) Adjusted Gain/(Loss)	Ordinary Income Capital Gain/(Loss)
125009760	236	GLOBAL PAYMENTS INC Morgan Stanley Smith Barney LLC acted as your agent in this transaction	12/30/08	07/20/09	\$ 9,508 66	\$ 7,771 13 \$ 7,771 13	\$ 1,737 53 \$ 1,737 53	\$ 0 00 \$ 0 00
125009770	409	GLOBAL PAYMENTS INC Morgan Stanley Smith Barney LLC acted as your agent in this transaction	12/30/08	07/22/09	16,387 34	13,467 76 13,467 76	2,919 58 2,919 58	0 00 0 00
125009780	10	GOLDMAN SACHS GROUP INC MorganStanley SmithBarney LLC acted as your agent in this transaction	07/20/09	09/23/09	1,871 19	1,599 71 1,599 71	271 48 271 48	0 00 0 00
125009790	5	GOLDMAN SACHS GROUP INC MorganStanley SmithBarney LLC acted as your agent in this transaction	07/20/09	10/27/09	898 47	799 86 799 86	98 61 98 61	0 00 0 00
125009870	103	GODDRICH CORP Morgan Stanley Smith Barney LLC acted as your agent in this transaction	01/21/09	09/16/09	5,718 68	3,927 80 3,927 80	1,790 88 1,790 88	0 00 0 00
125009880	753	GREAT PLAINS ENERGY INC Morgan Stanley Smith Barney LLC acted as your agent in this transaction	04/13/09	07/20/09	11,749 50	10,578 14 10,578 14	1,171 36 1,171 36	0 00 0 00
125009890	96	GREAT PLAINS ENERGY INC MorganStanley SmithBarney LLC acted as your agent in this transaction	04/13/09	09/23/09	1,752 09	1,348 61 1,348 61	403 48 403 48	0 00 0 00
125009900	62	GREAT PLAINS ENERGY INC MorganStanley SmithBarney LLC acted as your agent in this transaction	04/13/09	10/27/09	1,096 29	870 98 870 98	225 31 225 31	0 00 0 00
125009910	382	HCC INSURANCE HOLDINGS INC	12/30/08	03/04/09	8,371 48	9,878 37 9,878 37	(1,506 89) (1,506 89)	0 00 0 00
125009920	299	HCC INSURANCE HOLDINGS INC	12/30/08	04/27/09	7,101 66	7,732 02 7,732 02	(630.36) (630 36)	0 00 0 00

2
0
0
9
Y
E
A
R
E
N
D
S
U
M
M
A
R
Y

CITI GLOBAL IMPACT FUNDING
Account Number 692-72495-13 643

Details of Short Term Gain (Loss) 2009 - continued

Reference number	Quantity	Security Description	Opening Trade Date	Closing Trade Date	Sale Proceeds	Original Cost Adjusted Cost	Original Gain/(Loss) Adjusted Gain/(Loss)	Ordinary Income Capital Gain/(Loss)
125009930	216	HCC INSURANCE HOLDINGS INC Morgan Stanley Smith Barney LLC acted as your agent in this transaction	12/30/08	07/20/09	\$ 5,292.40	\$ 5,585.67 \$ 5,585.67	(\$ 293.27) (\$ 293.27)	\$ 0.00 \$ 0.00
125009940	23	HCC INSURANCE HOLDINGS INC Morgan Stanley Smith Barney LLC acted as your agent in this transaction	12/30/08	09/23/09	638.92	594.77 694.77	44.15 44.15	0.00 0.00
125009950	11	HCC INSURANCE HOLDINGS INC Morgan Stanley Smith Barney LLC acted as your agent in this transaction	12/30/08	10/27/09	294.57	284.46 284.46	10.11 10.11	0.00 0.00
125009960	75	HDFC BANK LTD ADR	12/30/08	02/04/09	4,276.47	5,422.15 5,422.15	(1,145.68) (1,145.68)	0.00 0.00
125009970	82	HDFC BANK LTD ADR	12/30/08	03/04/09	4,179.10	5,928.22 5,928.22	(1,749.12) (1,749.12)	0.00 0.00
125009980	138	HDFC BANK LTD ADR	12/30/08	04/27/09	10,283.71	9,976.77 9,976.77	306.94 306.94	0.00 0.00
125009990	243	HDFC BANK LTD ADR Morgan Stanley Smith Barney LLC acted as your agent in this transaction	12/30/08	06/05/09	25,028.35	17,567.78 17,567.78	7,460.57 7,460.57	0.00 0.00
125010000	280	HSBC HLDG PLC SP ADR NEW	07/18/08	02/09/09	11,656.44	22,084.38 22,084.38	(10,427.94) (10,427.94)	0.00 0.00
125010010	145	HSBC HLDG PLC SP ADR NEW	07/18/08	03/04/09	4,129.21	11,436.56 11,436.56	(7,307.35) (7,307.35)	0.00 0.00
125010020	48	HSBC HLDG PLC SP ADR NEW	07/18/08	05/06/09	1,986.37	3,785.89 3,785.89	(1,799.52) (1,799.52)	0.00 0.00
125010030	7	HSBC HLDG PLC SP ADR NEW	07/18/08	05/11/09	304.94	552.11 552.11	(247.17) (247.17)	0.00 0.00
	12		08/04/08		522.75	983.71 983.71	(460.96) (460.96)	0.00 0.00
	195		09/17/08		8,494.77	14,180.11 14,180.11	(5,685.34) (5,685.34)	0.00 0.00
125010040	140	HSBC HLDG PLC SP ADR NEW Morgan Stanley Smith Barney LLC acted as your agent in this transaction	09/17/08	07/20/09	6,467.13	10,180.59 10,180.59	(3,713.46) (3,713.46)	0.00 0.00

2
0
0
9
Y
E
A
R
E
N
D
S
U
M
M
A
R
Y

CITI GLOBAL IMPACT FUNDING
Account Number 692-72495-13 643

Details of Short Term Gain (Loss) 2009 - continued

Reference number	Quantity	Security Description	Opening Trade Date	Closing Trade Date	Sale Proceeds	Original Cost Adjusted Cost	Original Gain/(Loss) Adjusted Gain/(Loss)	Ordinary Income Capital Gain/(Loss)
125010060	465	RTS HSBC HOLDINGS PLC 03/31/2009	04/07/09	04/07/09	\$ 4,185 61	\$.01 \$.01	\$ 4,185 60 \$ 4,185 60	\$ 0 00 \$ 0 00
125010120	561	HALLIBURTON CO HOLDINGS CO	01/21/09	05/19/09	12,351 11	9,862 38 9,862 38	2,488 73 2,488 73	0 00 0 00
	277		04/01/09		6,098 49	4,271 06 4,271 06	1,827 43 1,827 43	0 00 0 00
125010130	457	HARLEY-DAVIDSON INC	12/30/08	03/04/09	4,141 30	7,431 87 7,431 87	(3,290 57) (3,290 57)	0 00 0 00
125010140	1,451	HARLEY-DAVIDSON INC	12/30/08	04/07/09	23,543 46	23,596 60 23,596 60	(53 14) (53 14)	0 00 0 00
125010150	147	HARLEY-DAVIDSON INC	12/30/08	04/16/09	2,715 24	2,390 56 2,390 56	324 68 324 68	0 00 0 00
125010160	326	HARLEY-DAVIDSON INC	04/09/09	07/20/09	6,530 98	5 828 88 5,828 88	702 10 702 10	0 00 0 00
	22	Morgan Stanley Smi th Barney LLC acted as yo ur agent in this transa	05/28/09		440 74	359 91 359 91	80 83 80 83	0 00 0 00
125010170	536	HARLEY-DAVIDSON INC	12/30/08	07/24/09	11,621 47	8,716 59 8,716 59	2,904 88 2,904 88	0 00 0 00
	406	Morgan Stanley Smi th Barney LLC acted as yo ur agent in this transa	01/21/09		8,802 83	5,423 75 5,423 75	3,379 08 3,379 08	0 00 0 00
	732		05/28/09		15,871 10	11,975 23 11,975 23	3,895 87 3,895 87	0 00 0 00
125010180	121	HARRIS CORP-DELAWARE-	11/14/08	03/04/09	4,160 52	4,092 21 4,092 21	68 31 68 31	0 00 0 00
125010190	2,280	HARRIS CORP-DELAWARE- Morgan Stanley Smi th Barney LLC acted as yo ur agent in this transa	11/14/08	06/29/09	64,971 49	77,109 37 77,109 37	(12,137 88) (12,137 88)	0 00 0 00
125010200	383	HARRIS CORP-DELAWARE-	11/14/08	06/30/09	10 887 95	12 953 02 12,953 02	(2,065 07) (2,065 07)	0 00 0 00
	65	Morgan Stanley Smi th Barney LLC acted as yo ur agent in this transa	12/30/08		1,847 82	2,393 95 2,393 95	(546 13) (546 13)	0 00 0 00
125010210	322	HARRIS CORP-DELAWARE-	12/30/08	07/20/09	9,746 78	11,859 26 11,859 26	(2,112 48) (2,112 48)	0 00 0 00
	54	Morgan Stanley Smi th Barney LLC acted as yo ur agent in this transa	01/21/09		1,634 55	2 257 20 2,257 20	(622 65) (622 65)	0 00 0 00

2
0
0
9

Y
E
A
R

E
N
D

S
U
M
M
A
R
Y

Reserved
Client Statement
2009 Year End Summary

CITI GLOBAL IMPACT FUNDING
Account Number 692-72495-13 643

Details of Short Term Gain (Loss) 2009 - continued

Reference number	Quantity	Security Description	Opening Trade Date	Closing Trade Date	Sale Proceeds	Original Cost Adjusted Cost	Original Gain/(Loss) Adjusted Gain/(Loss)	Ordinary Income Capital Gain/(Loss)
125010220	34	HARRIS CORP-DELAWARE MorganStanley SmithBarney LLC acted as your agent in this transaction	12/30/08	09/23/09	\$ 1,307.26	\$ 1,252.22 \$ 1,252.22	\$ 55.04 \$ 55.04	\$ 0.00 \$ 0.00
125010230	28	HARRIS CORP-DELAWARE- MorganStanley SmithBarney LLC acted as your agent in this transaction	12/30/08	10/27/09	1,056.69	1,031.24 1,031.24	25.45 25.45	0.00 0.00
125010240	4949	HARRIS STRATEX NETWORKS INC CL A RECORD 05/13/09 PAY 05/27/09 FROM 413875105000	05/27/09	05/27/09	2.42	2.65 2.65	(.23) (.23)	0.00 0.00
125010250	1,178	HARRIS STRATEX NETWORKS INC CL A Morgan Stanley Smi th Barney LLC acted as yo	05/27/09	06/09/09	6,950.02	6,318.50 6,318.50	631.52 631.52	0.00 0.00
125010330	267 156	H J HEINZ CO	01/21/09 04/07/09	05/22/09	9,573.71 5,593.62	9,644.01 5,213.10 5,213.10	(70.30) 380.52 380.52	0.00 0.00 0.00
125010340	840	HELIX ENERGY SOLUTIONS GROUP	12/30/08	02/04/09	4,201.65	5,638.25 5,638.25	(1,436.60) (1,436.60)	0.00 0.00
125010350	2,321	HELIX ENERGY SOLUTIONS GROUP	12/30/08	04/08/09	17,777.01	15,579.02 15,579.02	2,197.99 2,197.99	0.00 0.00
125010360	119 62	HELIX ENERGY SOLUTIONS GROUP	12/30/08 01/30/09	05/06/09	1,324.73 690.19	798.75 798.75 325.60 325.60	525.98 525.98 364.59 364.59	0.00 0.00 0.00 0.00
125010370	1,130	HELIX ENERGY SOLUTIONS GROUP	01/30/09	05/07/09	12,476.68	5,934.31 5,934.31	6,542.37 6,542.37	0.00 0.00
125010380	1,011 686 649	HELIX ENERGY SOLUTIONS GROUP	01/30/09 04/09/09 05/11/09	05/13/09	9,557.04 6,484.80 6,135.03	5,309.36 5,309.36 5,795.33 5,795.33 6,872.91 6,872.91	4,247.68 4,247.68 689.47 689.47 (737.88) (737.88)	0.00 0.00 0.00 0.00 0.00 0.00

2
0
0
9
Y
E
A
R
E
N
D
S
U
M
M
A
R
Y

Corrected Copy as of 03/31/10
Ref 00009496 00245682

CITI GLOBAL IMPACT FUNDING
Account Number 692-72495-13 643

Details of Short Term Gain (Loss) 2009 - continued

Reference number	Quantity	Security Description	Opening Trade Date	Closing Trade Date	Sale Proceeds	Original Cost Adjusted Cost	Original Gain/(Loss) Adjusted Gain/(Loss)	Ordinary Income Capital Gain/(Loss)
125010390	694	HERSHEY COMPANY Morgan Stanley Smith Barney LLC acted as your agent in this transaction	05/20/09	07/20/09	\$ 26,517.26	\$ 24,493.97 \$ 24,493.97	\$ 2,023.29 \$ 2,023.29	\$ 0.00 \$ 0.00
125010400	147	HEWITT ASSOCIATES INC CLASS A	12/30/08	02/04/09	4,240.19	4,036.72 4,036.72	203.47 203.47	0.00 0.00
125010410	150	HEWITT ASSOCIATES INC CLASS A	12/30/08	03/04/09	4,124.28	4,119.11 4,119.11	5.17 5.17	0.00 0.00
125010420	805	HEWITT ASSOCIATES INC CLASS A	12/30/08	04/14/09	23,313.33	22,105.86 22,105.86	1,207.47 1,207.47	0.00 0.00
125010430	48	HEWITT ASSOCIATES INC CLASS A Morgan Stanley Smith Barney LLC acted as your agent in this transaction	12/30/08	07/20/09	1,417.40	1,318.12 1,318.12	99.28 99.28	0.00 0.00
125010440	19 184 172 122	HEWITT ASSOCIATES INC CLASS A Morgan Stanley Smith Barney LLC acted as your agent in this transaction	12/30/08 01/21/09 04/01/09 04/13/09	09/23/09	672.99 6,517.39 6,092.34 4,321.31	521.75 521.75 5,034.06 5,069.68 3,579.24 3,579.24	151.24 151.24 1,483.33 1,483.33 1,022.66 1,022.66 742.07 742.07	0.00 0.00 0.00 0.00 0.00 0.00 0.00 0.00
125010450	42	HEWITT ASSOCIATES INC CLASS A Morgan Stanley Smith Barney LLC acted as your agent in this transaction	04/13/09	10/27/09	1,544.36	1,232.20 1,232.20	312.16 312.16	0.00 0.00
125010490	126	HEWLETT PACKARD CO Morgan Stanley Smith Barney LLC acted as your agent in this transaction	09/30/08	07/20/09	5,064.06	5,735.86 5,735.86	(671.80) (671.80)	0.00 0.00
125010520	2,629 748	HILL INTL INC	12/30/08 01/21/09	04/08/09	8,186.49 2,329.21	15,724.31 15,724.31 4,372.88 4,372.88	(7,537.82) (7,537.82) (2,043.67) (2,043.67)	0.00 0.00 0.00 0.00
125010530	196 877	HILL INTL INC Morgan Stanley Smith Barney LLC acted as your agent in this transaction	01/21/09 04/01/09	07/20/09	849.40 3,800.65	1,145.84 1,145.84 2,774.83 2,774.83	(296.44) (296.44) 1,025.82 1,025.82	0.00 0.00 0.00 0.00

2
0
0
9
Y
E
A
R
E
N
D
S
U
M
M
A
R
Y

Corrected Copy as of 03/31/10
Ref 00009496 00245683

CITI GLOBAL IMPACT FUNDING
Account Number 692-72495-13 643

Details of Short Term Gain (Loss) 2009 - continued

Reference number	Quantity	Security Description	Opening Trade Date	Closing Trade Date	Sale Proceeds	Original Cost Adjusted Cost	Original Gain/(Loss) Adjusted Gain/(Loss)	Ordinary Income Capital Gain/(Loss)
125010540	107	HILL INTL INC MorganStanley SmithBarney LLC acted as your agent in this transaction	04/01/09	09/23/09	\$ 850 89	\$ 338 55 \$ 338 55	\$ 512 34 \$ 512 34	\$ 0 00 \$ 0 00
125010550	55	HILL INTL INC MorganStanley SmithBarney LLC acted as your agent in this transaction	04/01/09	10/27/09	421 28	174 02 174 02	247 26 247 26	0 00 0 00
125010650	301	HONEYWELL INTL INC Morgan Stanley Smith Barney LLC acted as your agent in this transaction	01/21/09	07/07/09	8,817 51	9,709 36 9,709 36	(891 85) (891 85)	0 00 0 00
125010660	329	HOSPIRA INC	12/30/08	02/04/09	8,452 85	8,575 45 8,575 45	(122 60) (122 60)	0 00 0 00
125010670	178	HOSPIRA INC	12/30/08	03/04/09	4,135 80	4,639 61 4,639 61	(503 81) (503 81)	0 00 0 00
125010680	680	HOSPIRA INC	12/30/08	04/08/09	21,161 80	17,724 33 17,724 33	3,437 47 3,437 47	0 00 0 00
125010690	431	HOSPIRA INC Morgan Stanley Smith Barney LLC acted as your agent in this transaction	12/30/08	07/20/09	15,943 36	11,234 10 11,234 10	4,709 26 4,709 26	0 00 0 00
125010700	28	HOSPIRA INC MorganStanley SmithBarney LLC acted as your agent in this transaction	12/30/08	09/23/09	1,238 79	729 83 729 83	508 96 508 96	0 00 0 00
125010710	69	HOSPIRA INC MorganStanley SmithBarney LLC acted as your agent in this transaction	12/30/08	10/27/09	3,271 47	1,798 50 1,798 50	1,472 97 1,472 97	0 00 0 00
125010720	721	HOUSTON WIRE & CABLE CO	12/30/08	03/04/09	4,133 90	6,515 46 6,515 46	(2,381 56) (2,381 56)	0 00 0 00
125010730	281	HOUSTON WIRE & CABLE CO	12/30/08	04/16/09	2,793 34	2,539 31 2,539 31	254 03 254 03	0 00 0 00
125010740	686	HOUSTON WIRE & CABLE CO	12/30/08	05/11/09	8,243 58	6,199 18 6,199 18	2,044 40 2,044 40	0 00 0 00

2
0
0
9
Y
E
A
R
E
N
D
S
U
M
M
A
R
Y

Corrected Copy as of 03/31/10
Ref 00009496 00245684

CITI GLOBAL IMPACT FUNDING
Account Number 692-72495-13 643

Details of Short Term Gain (Loss) 2009 - continued

Reference number	Quantity	Security Description	Opening Trade Date	Closing Trade Date	Sale Proceeds	Original Cost Adjusted Cost	Original Gain/(Loss) Adjusted Gain/(Loss)	Ordinary Income Capital Gain/(Loss)
125010750	11	HOUSTON WIRE & CABLE CO MorganStanley SmithBarney LLC acted as your agent in this transaction	12/30/08	09/23/09	\$ 127 70	\$ 99 40 \$ 99 40	\$ 28 30 \$ 28 30	\$ 0 00 \$ 0 00
125010760	40	HOUSTON WIRE & CABLE CO MorganStanley SmithBarney LLC acted as your agent in this transaction	12/30/08	10/27/09	489 58	361 47 361 47	128 11 128 11	0 00 0 00
125010770	226	HOYA CORP SPONSORED ADR USD	12/30/08	03/04/09	4,081 53	3,907 54 3,907 54	173 99 173 99	0 00 0 00
125010780	626	HOYA CORP SPONSORED ADR USD	12/30/08	04/08/09	11 386 64	10,823 54 10,823 54	563 10 563 10	0 00 0 00
125010790	110	HOYA CORP SPONSORED ADR USD	12/30/08	05/06/09	1,946 94	1,901 90 1,901 90	45 04 45 04	0 00 0 00
125010800	82	HOYA CORP SPONSORED ADR USD Morgan Stanley Smi th Barney LLC acted as yo	12/30/08	06/12/09	1,702 27	1 417 78 1,417 78	284 49 284 49	0 00 0 00
125010810	268 296	HOYA CORP SPONSORED ADR USD Morgan Stanley Smi th Barney LLC acted as yo	01/21/09 04/09/09	07/20/09	5,694 85 6,289 84	4,864 20 5,520 40 5,520 40	830 65 769 44 769 44	0 00 0 00 0 00
125010820	11	HOYA CORP SPONSORED ADR USD MorganStanley SmithBarney LLC acted as your agent	12/30/08	09/23/09	255 74	190 19 190 19	65 55 65 55	0 00 0 00
125010830	44	HOYA CORP SPONSORED ADR USD MorganStanley SmithBarney LLC acted as your agent	12/30/08	10/27/09	941 57	760 76 760 76	180 81 180 81	0 00 0 00
125010840	9	HUB GROUP INC CL A MorganStanley SmithBarney LLC acted as your agent in this transaction	08/18/09	09/23/09	220 49	203 56 203 56	16 93 16 93	0 00 0 00
125010850	20	HUB GROUP INC CL A MorganStanley SmithBarney LLC acted as your agent in this transaction	08/18/09	10/27/09	512 58	452 36 452 36	60 22 60 22	0 00 0 00

2
0
0
9
Y
E
A
R
E
N
D
S
U
M
M
A
R
Y

CITI GLOBAL IMPACT FUNDING
Account Number 692-72495-13 643

Details of Short Term Gain (Loss) 2009 - continued

Reference number	Quantity	Security Description	Opening Trade Date	Closing Trade Date	Sale Proceeds	Original Cost Adjusted Cost	Original Gain/(Loss) Adjusted Gain/(Loss)	Ordinary Income Capital Gain/(Loss)
125010860	732	HUMANA INC	12/30/08	01/26/09	\$ 27,827 55	\$ 27,217 59 \$ 27,217 59	\$ 609 96 \$ 609 96	\$ 0 00 \$ 0 00
125010870	262	HUMANA INC	12/30/08	02/10/09	11,422 82	9,741 81 9,741 81	1,681 01 1,681 01	0 00 0 00
125010880	1 943	HUMANA INC	12/30/08	02/26/09	46,925 71	72,245 60 72,245 60	(25,319 89) (25,319 89)	0 00 0 00
	286		01/21/09		6,907 23	9,527 80 9,527 80	(2,620 57) (2,620 57)	0 00 0 00
125010890	100	HURON CONSULTING GROUP INC	12/30/08	03/04/09	4,097 01	5,695 19 5,695 19	(1,598 18) (1,598 18)	0 00 0 00
125010900	73	HURON CONSULTING GROUP INC	12/30/08	04/16/09	2 846 19	4,157 49 4,157 49	(1,311 30) (1,311 30)	0 00 0 00
125010910	35	HURON CONSULTING GROUP INC Morgan Stanley Smith Barney LLC acted as your agent in this transaction	12/30/08	06/12/09	1,755 55	1,993 32 1,993 32	(237 77) (237 77)	0 00 0 00
125010920	254	HURON CONSULTING GROUP INC Morgan Stanley Smith Barney LLC acted as your agent in this transaction	12/30/08	07/20/09	11,236 67	14,465 78 14,465 78	(3,229 11) (3,229 11)	0 00 0 00
125010930	35	HURON CONSULTING GROUP INC Morgan Stanley Smith Barney LLC acted as your agent in this transaction	12/30/08	09/23/09	841 02	1,993 32 1,993 32	(1,152 30) (1,152 30)	0 00 0 00
125010940	69	HURON CONSULTING GROUP INC Morgan Stanley Smith Barney LLC acted as your agent in this transaction	12/30/08	10/27/09	1,648 43	3,929 68 3,929 68	(2,281 25) (2,281 25)	0 00 0 00
125011020	571	HUTCHISON WHAMPOA LTD-ADR Morgan Stanley Smith Barney LLC acted as your agent in this transaction	12/30/08	11/23/09	19,865 55	14,326 39 14,326 39	5,539 16 5,539 16	0 00 0 00
125011030	351	HUTCHISON WHAMPOA LTD-ADR Morgan Stanley Smith Barney LLC acted as your agent in this transaction	12/30/08	12/11/09	11,642 54	8,806 59 8,806 59	2,835 95 2,835 95	0 00 0 00
	312		01/21/09		10,348 93	7,550 40 7,550 40	2,798 53 2,798 53	0 00 0 00
125011040	135	ITT EDUCATIONAL SERVICES INC	01/09/09	02/04/09	16,928 23	13,480 05 13,480 05	3,448 18 3,448 18	0 00 0 00

2009 YEAR END SUMMARY

CITI GLOBAL IMPACT FUNDING
Account Number 692-72495-13 643

Details of Short Term Gain (Loss) 2009 - continued

Reference number	Quantity	Security Description	Opening Trade Date	Closing Trade Date	Sale Proceeds	Original Cost Adjusted Cost	Original Gain/(Loss) Adjusted Gain/(Loss)	Ordinary Income Capital Gain/(Loss)
125011050	83	ITT EDUCATIONAL SERVICES INC	01/09/08	02/11/09	\$ 10,539 82	\$ 8,287 73	\$ 2,252 09	\$ 0 00
						\$ 8,287 73	\$ 2,252 09	\$ 0 00
125011060	38	ITT EDUCATIONAL SERVICES INC	04/01/09	07/20/09	3,668 50	4,270 59	(602 09)	0 00
	27	Morgan Stanley Smith Barney LLC acted as your agent in this transaction	04/07/09		2,606 56	2,795 94	(189 38)	0 00
						2,795 94	(189 38)	0 00
125011070	10	ITT EDUCATIONAL SERVICES INC Morgan Stanley Smith Barney LLC acted as your agent in this transaction	01/09/09	09/23/09	1,087 97	998 52	89 45	0 00
						998 52	89 45	0 00
125011080	164	ITT CORP	12/30/08	04/08/09	6,301 20	7,357 04	(1,055 84)	0 00
						7,357 04	(1,055 84)	0 00
125011090	190	ITT CORP	12/30/08	06/23/09	8,172 05	8,523 40	(351 35)	0 00
	118	Morgan Stanley Smith Barney LLC acted as your agent in this transaction	01/21/09		5,075 27	5,399 09	(323 82)	0 00
						5,399 09	(323 82)	0 00
125011100	261	ICICI BANK LTD-SPONS ADR-INR	12/30/08	02/04/09	4,236 78	4,901 27	(664 49)	0 00
						4,901 27	(664 49)	0 00
125011110	358	ICICI BANK LTD-SPONS ADR-INR	12/30/08	03/04/09	4,193 05	6,722 81	(2,529 76)	0 00
						6,722 81	(2,529 76)	0 00
125011120	85	ICICI BANK LTD-SPONS ADR-INR	12/30/08	05/06/09	1,931 15	1,596 20	334 95	0 00
						1,596 20	334 95	0 00
125011130	289	ICICI BANK LTD-SPONS ADR-INR	12/30/08	05/11/09	6,297 72	5,427 07	870 65	0 00
						5,427 07	870 65	0 00
125011140	126	ICICI BANK LTD-SPONS ADR-INR	12/30/08	07/20/09	4,182 08	2,366 13	1,815 95	0 00
	62	Morgan Stanley Smith Barney LLC acted as your agent in this transaction	01/21/09		2,057 85	2,366 13	1,815 95	0 00
						947 92	1,109 93	0 00
						947 92	1,109 93	0 00
125011150	129	IDEXX LABORATORIES INC	12/31/08	02/04/09	4,235 04	4,682 70	(447 66)	0 00
						4,682 70	(447 66)	0 00
125011160	139	IDEXX LABORATORIES INC	12/30/08	03/04/09	4,181 09	4,885 79	(704 70)	0 00
						4,885 79	(704 70)	0 00
125011170	72	IDEXX LABORATORIES INC	12/30/08	04/16/09	2,782 72	2,530 77	251 95	0 00
						2,530 77	251 95	0 00

2
0
0
9
Y
E
A
R
E
N
D
S
U
M
M
A
R
Y

Reserved
Client Statement
2009 Year End Summary

CITI GLOBAL IMPACT FUNDING
Account Number 692-72495-13 643

Details of Short Term Gain (Loss) 2009 - continued

Reference number	Quantity	Security Description	Opening Trade Date	Closing Trade Date	Sale Proceeds	Original Cost Adjusted Cost	Original Gain/(Loss) Adjusted Gain/(Loss)	Ordinary Income Capital Gain/(Loss)
125011180	38	IDEXX LABORATORIES INC Morgan Stanley Smith Barney LLC acted as your agent in this transaction	12/30/08	06/12/09	\$ 1,766 21	\$ 1,335 69 \$ 1,335 69	\$ 430 52 \$ 430 52	\$ 0 00 \$ 0 00
125011190	196	IDEXX LABORATORIES INC Morgan Stanley Smith Barney LLC acted as your agent in this transaction	12/30/08	07/20/09	9,006 35	6,889 32 6,889 32	2,117 03 2,117 03	0 00 0 00
	21		12/31/08		964 97	762 30 762 30	202 67 202 67	0 00 0 00
	144		04/09/09		6,616 92	5,440 31 5,440 31	1,176 61 1,176 61	0 00 0 00
125011200	20	IDEXX LABORATORIES INC Morgan Stanley Smith Barney LLC acted as your agent in this transaction	12/30/08	09/23/09	1,039 09	702 99 702 99	336 10 336 10	0 00 0 00
125011210	29	IDEXX LABORATORIES INC Morgan Stanley Smith Barney LLC acted as your agent in this transaction	12/30/08	10/27/09	1,565 37	1,019 34 1,019 34	546 03 546 03	0 00 0 00
125011220	135	IMPERIAL OIL LTD NEW	12/30/08	02/04/09	4,218 72	4,482 69 4,482 69	(263 97) (283 87)	0 00 0 00
125011230	257	IMPERIAL OIL LTD NEW	12/30/08	03/04/09	8,303 67	8,533 71 8,533 71	(230 04) (230 04)	0 00 0 00
125011240	300	IMPERIAL OIL LTD NEW	12/30/08	04/08/09	11,075 74	9,961 53 9,961 53	1,114 21 1,114 21	0 00 0 00
125011250	55	IMPERIAL OIL LTD NEW	12/30/08	05/06/09	1,989 84	1,826 28 1,826 28	163 56 163 56	0 00 0 00
125011260	97	IMPERIAL OIL LTD NEW	12/30/08	05/19/09	3,578 96	3,220 89 3,220 89	358 07 358 07	0 00 0 00
125011270	127	IMPERIAL OIL LTD NEW Morgan Stanley Smith Barney LLC acted as your agent in this transaction	12/30/08	07/20/09	4,987 36	4,217 05 4,217 05	770 31 770 31	0 00 0 00
	147		04/09/09		5,772 78	5,486 51 5,486 51	286 27 286 27	0 00 0 00
125011280	20	IMPERIAL OIL LTD NEW Morgan Stanley Smith Barney LLC acted as your agent in this transaction	12/30/08	09/23/09	774 98	664 10 664 10	110 88 110 88	0 00 0 00

2
0
0
9
Y
E
A
R
E
N
D
S
U
M
M
A
R
Y

CITI GLOBAL IMPACT FUNDING
Account Number 692-72495-13 643

Details of Short Term Gain (Loss) 2009 - continued

Reference number	Quantity	Security Description	Opening Trade Date	Closing Trade Date	Sale Proceeds	Original Cost Adjusted Cost	Original Gain/(Loss) Adjusted Gain/(Loss)	Ordinary Income Capital Gain/(Loss)
125011290	2,545	INFINEON TECHNOLOGIES ADR	03/27/08	01/14/09	\$ 2,862 34	\$ 17,678 33	(\$ 14,815 99)	\$ 0 00
	502		06/10/08		564 60	4,538 08	(3,973 48)	0 00
	498		09/05/08		560 10	4,538 08	(3,973 48)	0 00
					4,119 85	(3,559 75)	0 00	0 00
					4,119 85	(3,559 75)	0 00	0 00
125011340	35	ING GROEP NV SPONS ADR	01/21/09	10/27/09	456 82	248 78	208 04	0 00
		MorganStanley SmithBarney LLC acted as your agent in this transaction				248 78	208 04	0 00
125011430	422	INTEGRAL SYS INC MD	12/30/08	03/04/09	3,946 51	4,948 54	(1,002 03)	0 00
						4,948 54	(1,002 03)	0 00
125011440	548	INTEGRAL SYS INC MD	12/30/08	04/08/09	4,184 37	6,437 79	(2,253 42)	0 00
	422		01/21/09		3,216 40	6,437 79	(2,253 42)	0 00
	283		04/01/09		2,156 97	5,303 61	(2,087 21)	0 00
					2,515 84	(358 87)	0 00	0 00
					2,515 84	(358 87)	0 00	0 00
125011450	97	INTEGRAL SYS INC MD	04/01/09	07/20/09	814 39	862 32	(47 93)	0 00
	640	Morgan Stanley SmithBarney LLC acted as your agent in this transaction	04/03/09		5,373 30	862 32	(47 93)	0 00
					5,630 60	(257 30)	0 00	0 00
					5,630 60	(257 30)	0 00	0 00
125011460	30	INTEGRAL SYS INC MD	04/03/09	10/27/09	263 69	263 93	(24)	0 00
	2	MorganStanley SmithBarney LLC acted as your agent in this transaction	04/21/09		17 58	263 93	(24)	0 00
					16 82	76	0 00	0 00
					16 82	76	0 00	0 00
125011470	1,228	INTEL CORP	05/14/09	07/20/09	22,889 33	19,159 50	3,729 83	0 00
		Morgan Stanley SmithBarney LLC acted as your agent in this transaction				19,159 50	3,729 83	0 00
125011480	12	INTEL CORP	05/14/09	09/23/09	239 77	187 23	52 54	0 00
		MorganStanley SmithBarney LLC acted as your agent in this transaction				187 23	52 54	0 00
125011490	36	INTEL CORP	05/14/09	10/27/09	711 74	561 68	150 06	0 00
		MorganStanley SmithBarney LLC acted as your agent in this transaction				561 68	150 06	0 00

2
0
0
9
Y
E
A
R
E
N
D
S
U
M
M
A
R
Y

Corrected Copy as of 03/31/10
Ref 00009496 00245689

CITI GLOBAL IMPACT FUNDING
Account Number 692-72495-13 643

Details of Short Term Gain (Loss) 2009 continued

Reference number	Quantity	Security Description	Opening Trade Date	Closing Trade Date	Sale Proceeds	Original Cost Adjusted Cost	Original Gain/(Loss) Adjusted Gain/(Loss)	Ordinary Income Capital Gain/(Loss)
125011580	973	INTERNATIONAL GAME TECHNOLOGY	12/30/08	03/02/09	\$ 7,745 03	\$ 10,886 51	(\$ 3,141 48)	\$ 0 00
	498		01/21/09		3,964 06	5,686 66	(1,722 60)	0 00
						5,686 66	(1,722 60)	0 00
125011590	29	INTEROIL CORP Morgan Stanley SmithBarney LLC acted as your agent in this transaction	04/21/09	09/23/09	1,144 02	900 68	243 34	0 00
						900 68	243 34	0 00
125011600	63	INTEROIL CORP Morgan Stanley SmithBarney LLC acted as your agent in this transaction	04/21/09	10/16/09	3,160 62	1,956 65	1,203 97	0 00
						1,956 65	1,203 97	0 00
125011610	238	INTESA SANPAOLO S P A SPONSORED ADR	12/30/08	02/04/09	4,212 57	5,075 76	(863 19)	0 00
						5,075 76	(863 19)	0 00
125011620	149	INTESA SANPAOLO S P A SPONSORED ADR	12/30/08	04/16/09	2,751 95	3,177 68	(425 73)	0 00
						3,177 68	(425 73)	0 00
125011630	97	INTESA SANPAOLO S P A SPONSORED ADR	12/30/08	05/06/09	1,989 41	2,068 69	(79 28)	0 00
						2,068 69	(79 28)	0 00
125011640	296	INTESA SANPAOLO S P A SPONSORED ADR Morgan Stanley Smi th Barney LLC acted as yo	12/30/08	07/20/09	5,991 68	6,312 70	(321 02)	0 00
						6,312 70	(321 02)	0 00
125011650	179	INTUIT INC	12/30/08	02/04/09	4 222 94	4,185 00	37 94	0 00
						4,185 00	37 94	0 00
125011660	697	INTUIT INC	12/30/08	02/19/09	14,931 46	16,295 79	(1,364 33)	0 00
						16,295 79	(1,364 33)	0 00
125011670	108	INTUIT INC	12/30/08	04/16/09	2,797 23	2,525 03	272 20	0 00
						2,525 03	272 20	0 00
125011680	60	INTUIT INC Morgan Stanley Smi th Barney LLC acted as yo ur agent in this transa	12/30/08	06/12/09	1,714 17	1,402 79	311 38	0 00
						1,402 79	311 38	0 00
125011690	288	INTUIT INC Morgan Stanley Smi th Barney LLC acted as yo ur agent in this transa	12/30/08	07/20/09	8,150 28	6,733 41	1,416 87	0 00
						6,733 41	1,416 87	0 00

2
0
0
9

Y
E
A
R

E
N
D

S
U
M
M
A
R
Y

CITI GLOBAL IMPACT FUNDING
Account Number 692-72495-13 643

Details of Short Term Gain (Loss) 2009 - continued

Reference number	Quantity	Security Description	Opening Trade Date	Closing Trade Date	Sale Proceeds	Original Cost Adjusted Cost	Original Gain/(Loss) Adjusted Gain/(Loss)	Ordinary Income Capital Gain/(Loss)
125011700	23	INTUIT INC	12/30/08	10/27/09	\$ 690.03	\$ 537.74	\$ 152.29	\$ 0.00
	2	MorganStanley SmithBarney LLC acted as your agent in this transaction	01/21/09		60.00	46.26	13.74	0.00
						46.26	13.74	0.00
125011710	190	INVESTMENT TECHNOLOGY GRP NEW	12/30/08	02/04/09	4,236.99	4,078.92	158.07	0.00
						4,078.92	158.07	0.00
125011720	125	INVESTMENT TECHNOLOGY GRP NEW	12/30/08	04/16/09	2,705.06	2,683.50	21.56	0.00
						2,683.50	21.56	0.00
125011730	84	INVESTMENT TECHNOLOGY GRP NEW	12/30/08	05/06/09	1,957.14	1,803.31	153.83	0.00
						1,803.31	153.83	0.00
125011740	216	INVESTMENT TECHNOLOGY GRP NEW	12/30/08	07/20/09	4,123.76	4,637.09	(513.33)	0.00
	201	Morgan Stanley Smith Barney LLC acted as your agent in this transaction	04/03/09		3,837.39	4,637.09	(613.33)	0.00
						5,578.39	(1,741.00)	0.00
						5,578.39	(1,741.00)	0.00
125011750	12	INVESTMENT TECHNOLOGY GRP NEW	12/30/08	09/23/09	337.07	257.62	79.45	0.00
		MorganStanley SmithBarney LLC acted as your agent in this transaction				257.62	79.45	0.00
125011760	77	ISHARES BARCLAYS SHORT TREAS BD FD	12/30/08	02/04/09	8,486.89	8,501.57	(14.68)	0.00
						8,501.57	(14.68)	0.00
125011770	920	ISHARES BARCLAYS SHORT TREAS BD FD	12/30/08	03/04/09	101,403.85	101,577.20	(173.35)	0.00
						101,577.20	(173.35)	0.00
125011780	3,839	ISHARES BARCLAYS SHORT TREAS BD FD	12/30/08	04/01/09	423,017.04	423,863.99	(846.95)	0.00
	204		01/21/09		22,478.63	423,863.99	(846.95)	0.00
						22,496.63	(18.00)	0.00
						22,496.63	(18.00)	0.00
125011790	160	JPMORGAN CHASE & CO	05/21/08	02/04/09	3,850.38	6,897.17	(3,046.79)	0.00
						6,897.17	(3,046.79)	0.00
125011830	215	JPMORGAN CHASE & CO	06/09/08	04/27/09	7,167.98	8,328.67	(1,160.69)	0.00
						8,328.67	(1,160.69)	0.00
125011840	53	JPMORGAN CHASE & CO	06/09/08	05/06/09	1,949.28	2,053.11	(103.83)	0.00
						2,053.11	(103.83)	0.00
125011850	96	JPMORGAN CHASE & CO	06/09/08	05/19/09	3,513.69	3,718.85	(205.16)	0.00
						3,718.85	(205.16)	0.00

2009 YEAR END SUMMARY

Corrected Copy as of 03/31/10
Ref 00009496 00245691

CITI GLOBAL IMPACT FUNDING
Account Number 692-72495-13 643

Details of Short Term Gain (Loss) 2009 - continued

Reference number	Quantity	Security Description	Opening Trade Date	Closing Trade Date	Sale Proceeds	Original Cost Adjusted Cost	Original Gain/(Loss) Adjusted Gain/(Loss)	Ordinary Income Capital Gain/(Loss)
125011860	266	JPMORGAN CHASE & CO Morgan Stanley Smith Barney LLC acted as your agent in this transaction	09/23/08	07/20/09	\$ 9,775.67	\$ 10,933.05 \$ 10,933.05	(\$ 1,157.38) (\$ 1,157.38)	\$ 0.00 \$ 0.00
125011890	47	JABIL CIRCUIT INC Morgan Stanley Smith Barney LLC acted as your agent in this transaction	09/23/09	10/27/09	692.29	599.19 599.19	93.10 93.10	0.00 0.00
125011940	162	JONES LANG LASALLE INC	12/30/08	02/04/09	4,204.84	4,178.92 4,178.92	25.92 25.92	0.00 0.00
125011950	52	JONES LANG LASALLE INC	12/30/08	05/06/09	2,028.98	1,341.38 1,341.38	687.60 687.60	0.00 0.00
125011960	639	JONES LANG LASALLE INC	12/30/08	05/19/09	23,952.68	16,483.52 16,483.52	7,469.16 7,469.16	0.00 0.00
125011970	97	JONES LANG LASALLE INC	12/30/08	05/19/09	3,691.72	2,502.19 2,502.19	1,189.53 1,189.53	0.00 0.00
125011980	137	JONES LANG LASALLE INC Morgan Stanley Smith Barney LLC acted as your agent in this transaction	12/30/08	07/20/09	4,621.71	3,534.02 3,534.02	1,087.69 1,087.69	0.00 0.00
125011990	10	JONES LANG LASALLE INC Morgan Stanley Smith Barney LLC acted as your agent in this transaction	12/30/08	09/23/09	489.98	257.96 257.96	232.02 232.02	0.00 0.00
125012000	18	JONES LANG LASALLE INC Morgan Stanley Smith Barney LLC acted as your agent in this transaction	12/30/08	10/27/09	919.23	464.32 464.32	454.91 454.91	0.00 0.00
125012010	477	JONES LANG LASALLE INC Morgan Stanley Smith Barney LLC acted as your agent in this transaction	12/30/08	12/28/09	29,382.63	12,304.60 12,304.60	17,078.03 17,078.03	0.00 0.00
125012020	78	JOY GLOBAL INC Morgan Stanley Smith Barney LLC acted as your agent in this transaction	08/04/09	09/23/09	3,784.10	3,140.46 3,140.46	643.64 643.64	0.00 0.00

2
0
0
9

Y
E
A
R

E
N
D

S
U
M
M
A
R
Y

CITI GLOBAL IMPACT FUNDING
Account Number 692-72495-13 643

Details of Short Term Gain (Loss) 2009 - continued

Reference number	Quantity	Security Description	Opening Trade Date	Closing Trade Date	Sale Proceeds	Original Cost Adjusted Cost	Original Gain/(Loss) Adjusted Gain/(Loss)	Ordinary Income Capital Gain/(Loss)
125012030	302	JOY GLOBAL INC MorganStanley SmithBarney LLC acted as your agent in this transaction	08/04/09	10/16/09	\$ 15,760.31	\$ 12,159.21 \$ 12,159.21	\$ 3,601.10 \$ 3,601.10	\$ 0.00 \$ 0.00
125012040	22	JOY GLOBAL INC MorganStanley SmithBarney LLC acted as your agent in this transaction	08/04/09	10/27/09	1,179.24	885.77 885.77	293.47 293.47	0.00 0.00
125012050	290	JUNIPER NETWORKS INC	12/30/08	02/04/09	4,228.95	5,039.74 5,039.74	(810.79) (810.79)	0.00 0.00
125012060	628	JUNIPER NETWORKS INC	12/30/08	05/15/09	13,546.86	10,913.63 10,913.63	2,633.23 2,633.23	0.00 0.00
	150		01/21/09		3,235.72	2,508.00 2,508.00	727.72 727.72	0.00 0.00
125012070	173	JUNIPER NETWORKS INC	01/21/09	06/08/09	4,036.33	2,892.56 2,892.56	1,143.77 1,143.77	0.00 0.00
	346	Morgan Stanley Smith Barney LLC acted as your agent in this transaction	04/01/09		8,072.66	5,414.59 5,414.59	2,658.07 2,658.07	0.00 0.00
125012080	144	JUPITER TELECOM UNSPON ADR	04/03/09	04/27/09	6,770.70	6,478.56 6,478.56	292.14 292.14	0.00 0.00
125012090	197	JUPITER TELECOM UNSPON ADR Morgan Stanley Smith Barney LLC acted as your agent in this transaction	04/03/09	07/20/09	10,342.23	8,863.03 8,863.03	1,479.20 1,479.20	0.00 0.00
125012100	37	JUPITER TELECOM UNSPON ADR MorganStanley SmithBarney LLC acted as your agent in this transaction	04/03/09	09/23/09	2,164.44	1,664.63 1,664.63	499.81 499.81	0.00 0.00
125012110	34	JUPITER TELECOM UNSPON ADR MorganStanley SmithBarney LLC acted as your agent in this transaction	04/03/09	10/27/09	2,021.24	1,529.66 1,529.66	491.58 491.58	0.00 0.00
125012120	217	KB FINANCIAL GROUP INC ADR	12/30/08	03/04/09	4,136.86	5,611.69 5,611.69	(1,474.83) (1,474.83)	0.00 0.00
125012130	52	KB FINANCIAL GROUP INC ADR	12/30/08	05/06/09	1,962.94	1,344.74 1,344.74	618.20 618.20	0.00 0.00

2
0
0
9
Y
E
A
R
E
N
D
S
U
M
M
A
R
Y

CITI GLOBAL IMPACT FUNDING
Account Number 692-72495-13 643

Details of Short Term Gain/(Loss) 2009 - *continued*

Reference number	Quantity	Security Description	Opening Trade Date	Closing Trade Date	Sale Proceeds	Original Cost Adjusted Cost	Original Gain/(Loss) Adjusted Gain/(Loss)	Ordinary Income Capital Gain/(Loss)
125012140	264	KB FINANCIAL GROUP INC ADR Morgan Stanley Smith Barney LLC acted as your agent in this transaction	12/30/08	07/20/09	\$ 11,288 60	\$ 6,827 12 \$ 6,827.12	\$ 4,461 48 \$ 4,461.48	\$ 0 00 \$ 0 00
125012150	17	KB FINANCIAL GROUP INC ADR MorganStanley SmithBarney LLC acted as your agent in this transaction	12/30/08	09/23/09	877 17	439 62 439 62	437 55 437 55	0 00 0 00
125012180	2,135 2,090 2,349	K V PHARMACEUTICAL CO CLASS A	12/30/08 01/16/09 01/21/09	01/29/09	1,280 99 1,253 99 1,409 39	5,656 47 5,858 47 5,202 01 5,202 01 5,532 36 5,532 38	(4,375 48) (4,375 48) (3,948 02) (3,948 02) (4 122 97) (4,122 97)	0 00 0 00 0 00 0 00 0 00 0 00
125012190	31 54 311	KANSAS CITY SOUTHERN INDS NEW	05/21/08 06/09/08 10/02/08	04/28/09	471 52 821 36 4,730 45	1,527 68 1,527 68 2,642 22 2,642 22 11,261 34 11,261 34	(1,056 16) (1,056 16) (1,820 86) (1,820 86) (6,530 89) (6,530 89)	0 00 0 00 0 00 0 00 0 00 0 00
125012200	514	KANSAS CITY SOUTHERN INDS NEW Morgan Stanley Smith Barney LLC acted as your agent in this transaction	05/15/09	07/20/09	9,653 39	7,625 60 7,625 60	2,027 79 2,027 79	0 00 0 00
125012210	700	KANSAS CITY SOUTHERN INDS NEW Morgan Stanley Smith Barney LLC acted as your agent in this transaction	05/15/09	09/02/09	16,591 32	10,385 06 10,385 06	6,206 26 6,206 26	0 00 0 00
125012220	22	KANSAS CITY SOUTHERN INDS NEW MorganStanley SmithBarney LLC acted as your agent in this transaction	05/15/09	10/27/09	560 98	326 39 326 39	234 59 234 59	0 00 0 00
125012230	716	KANSAS CITY SOUTHERN INDS NEW MorganStanley SmithBarney LLC acted as your agent in this transaction	05/15/09	12/28/09	24,095 57	10,622 43 10,622 43	13,473 14 13,473 14	0 00 0 00
125012240	320	KELLOGG CO	11/18/08	03/04/09	12,310 97	14,705 50 14,705 50	(2,394 53) (2,394 53)	0 00 0 00

2
0
0
9
Y
E
A
R
E
N
D
S
U
M
M
A
R
Y

CITI GLOBAL IMPACT FUNDING
Account Number 692-72495-13 643

Details of Short Term Gain (Loss) 2009 *continued*

Reference number	Quantity	Security Description	Opening Trade Date	Closing Trade Date	Sale Proceeds	Original Cost Adjusted Cost	Original Gain/(Loss) Adjusted Gain/(Loss)	Ordinary Income Capital Gain/(Loss)
125012250	70	KELLOGG CO	11/18/08	04/16/09	\$ 2,812.52	\$ 3,216.83 \$ 3,216.83	(\$ 404.31) (\$ 404.31)	\$ 0.00 \$ 0.00
125012260	91	KELLOGG CO	11/18/08	05/06/09	3,903.06	4,181.88 4,181.88	(278.82) (278.82)	0.00 0.00
125012270	242	KELLOGG CO	11/18/08	05/19/09	10,614.93	11,121.04 11,121.04	(506.11) (506.11)	0.00 0.00
125012280	1,189	KELLOGG CO	11/18/08	06/03/09	52,731.98	54,640.14 54,640.14	(1,908.16) (1,908.16)	0.00 0.00
	824	Morgan Stanley Smith Barney LLC acted as your agent in this transaction	12/30/08		36,544.28	35,472.87 35,472.87	1,071.41 1,071.41	0.00 0.00
125012290	531	KELLOGG CO	12/30/08	07/20/09	25,217.07	22,859.34 22,859.34	2,357.73 2,357.73	0.00 0.00
	22	Morgan Stanley Smith Barney LLC acted as your agent in this transaction	01/21/09		1,044.77	990.00 990.00	54.77 54.77	0.00 0.00
125012300	16	KELLOGG CO	12/30/08	10/27/09	808.51	688.79 688.79	119.72 119.72	0.00 0.00
		Morgan Stanley Smith Barney LLC acted as your agent in this transaction						
125012310	219	KENSEY NASH CORP	12/30/08	03/04/09	4,198.64	3,965.06 3,965.06	233.58 233.58	0.00 0.00
125012320	469	KENSEY NASH CORP	12/30/08	07/20/09	12,341.42	8,491.39 8,491.39	3,850.03 3,850.03	0.00 0.00
		Morgan Stanley Smith Barney LLC acted as your agent in this transaction						
125012330	7	KENSEY NASH CORP	12/30/08	09/23/09	198.09	126.74 126.74	71.35 71.35	0.00 0.00
		Morgan Stanley Smith Barney LLC acted as your agent in this transaction						
125012340	34	KENSEY NASH CORP	12/30/08	10/27/09	827.53	615.58 615.58	211.95 211.95	0.00 0.00
		Morgan Stanley Smith Barney LLC acted as your agent in this transaction						
125012350	111	KEYCORP -NEW	07/24/09	09/23/09	759.44	595.80 595.80	163.64 163.64	0.00 0.00
		Morgan Stanley Smith Barney LLC acted as your agent in this transaction						
125012360	1,074	KINGFISHER PLC	12/30/08	02/04/09	4,188.57	4,134.90 4,134.90	53.67 53.67	0.00 0.00
		SPONSORED ADR NEW						

2
0
0
9

Y
E
A
R

E
N
D

S
U
M
M
A
R
Y

CITI GLOBAL IMPACT FUNDING
Account Number 692-72495-13 643

Details of Short Term Gain (Loss) 2009 : continued

Reference number	Quantity	Security Description	Opening Trade Date	Closing Trade Date	Sale Proceeds	Original Cost Adjusted Cost	Original Gain/(Loss) Adjusted Gain/(Loss)	Ordinary Income Capital Gain/(Loss)
125012370	1,145	KINGFISHER PLC SPONSORED ADR NEW	12/30/08	03/04/09	\$ 4,064 72	\$ 4,408 25 \$ 4,408 25	(\$ 343 53) (\$ 343.53)	\$ 0 00 \$ 0 00
125012380	574	KINGFISHER PLC SPONSORED ADR NEW	12/30/08	04/16/09	2,783 82	2,209 90 2,209 90	573 92 573 92	0 00 0 00
125012390	345	KINGFISHER PLC SPONSORED ADR NEW	12/30/08	05/06/09	1,931 95	1,328 25 1,328 25	603 70 603.70	0 00 0 00
125012400	626	KINGFISHER PLC SPONSORED ADR NEW	12/30/08	05/19/09	3,524 28	2,410 10 2,410 10	1,114 18 1,114 18	0 00 0 00
125012410	1,428	KINGFISHER PLC SPONSORED ADR NEW Morgan Stanley Smi th Barney LLC acted as yo	12/30/08	07/20/09	9,681 59	5,497 80 5,497 80	4,183 79 4,183 79	0 00 0 00
125012420	195	KINGFISHER PLC SPONSORED ADR NEW MorganStanley SmithBarney LLC acted as your agent	12/30/08	09/23/09	1,364 96	750 75 750.75	614 21 614 21	0 00 0 00
125012430	43	KINGFISHER PLC SPONSORED ADR NEW MorganStanley SmithBarney LLC acted as your agent	12/30/08	10/27/09	323 35	165 55 165 55	157 80 157 80	0 00 0 00
125012440	1,347 2,037	KNIGHT CAPITAL GROUP INC CL A MorganStanley SmithBarney LLC acted as your agent	10/08/09 10/16/09	12/03/09	19,652 36 29,719 27	29,900 44 29,900 44 45,524 51 45,524 51	(10,248 08) (10,248 08) (15,805 24) (15,805 24)	0 00 0 00 0 00 0 00
125012450	314	KNIGHT TRANSPORTATION INC	12/30/08	02/04/09	4,236 62	4,878 81 4,878 81	(642 19) (642 19)	0 00 0 00
125012460	315	KNIGHT TRANSPORTATION INC	12/30/08	03/04/09	4,143 01	4,894 34 4,894 34	(751 33) (751 33)	0 00 0 00
125012470	171	KNIGHT TRANSPORTATION INC	12/30/08	04/16/09	2,739 51	2,656 93 2,656 93	82 58 82 58	0 00 0 00
125012480	1,045	KNIGHT TRANSPORTATION INC	12/30/08	04/24/09	17,869 04	16,236 79 16,236 79	1,632 25 1,632 25	0 00 0 00
125012490	441	KNIGHT TRANSPORTATION INC Morgan Stanley Smi th Barney LLC acted as yo ur agent in this transa	12/30/08	07/20/09	7,197 81	6,852 08 6,852 08	345.73 345 73	0 00 0 00

2
0
0
9

Y
E
A
R

E
N
D

S
U
M
M
A
R
Y

CITI GLOBAL IMPACT FUNDING
Account Number 692-72495-13 643

Details of Short Term Gain (Loss) 2009 - continued

Reference number	Quantity	Security Description	Opening Trade Date	Closing Trade Date	Sale Proceeds	Original Cost Adjusted Cost	Original Gain/(Loss) Adjusted Gain/(Loss)	Ordinary Income Capital Gain/(Loss)
125012500	72	KNIGHT TRANSPORTATION INC MorganStanley SmithBarney LLC acted as your agent in this transaction	12/30/08	09/23/09	\$ 1,214.78	\$ 1,118.71 \$ 1,118.71	\$ 96.07 \$ 96.07	\$ 0.00 \$ 0.00
125012510	46	KNIGHT TRANSPORTATION INC MorganStanley SmithBarney LLC acted as your agent in this transaction	12/30/08	10/27/09	752.08	714.73 714.73	37.35 37.35	0.00 0.00
125012520	115	KOHL'S CORP	12/30/08	03/04/09	4,182.06	3,980.98 3,980.98	201.08 201.08	0.00 0.00
125012530	44	KOHL'S CORP	12/30/08	05/06/09	1,929.40	1,523.16 1,523.16	406.24 406.24	0.00 0.00
125012540	82	KOHL'S CORP	12/30/08	05/19/09	3,608.06	2,838.61 2,838.61	769.45 769.45	0.00 0.00
125012550	6	KOHL'S CORP	12/30/08	07/20/09	288.67	207.70 207.70	80.97 80.97	0.00 0.00
	114	Morgan Stanley Smi th Barney LLC acted as yo ur agent in this transa	04/01/09		5,484.83	4,974.85 4,974.85	509.98 509.98	0.00 0.00
	128		04/07/09		6,158.41	5,613.82 5,613.82	544.59 544.59	0.00 0.00
125012560	7	KOHL'S CORP MorganStanley SmithBarney LLC acted as your agent in this transaction	12/30/08	10/20/09	422.15	242.32 242.32	179.83 179.83	0.00 0.00
125012570	92	KOMATSU LTD ADR NEW	12/30/08	02/04/09	4,252.21	4,659.74 4,659.74	(407.53) (407.53)	0.00 0.00
125012580	95	KOMATSU LTD ADR NEW	12/30/08	03/04/09	4,113.47	4,811.68 4,811.68	(698.21) (698.21)	0.00 0.00
125012590	235	KOMATSU LTD ADR NEW	12/30/08	04/08/09	10,978.91	11,902.59 11,902.59	(923.68) (923.68)	0.00 0.00
125012600	26	KOMATSU LTD ADR NEW Morgan Stanley Smi th Barney LLC acted as yo ur agent in this transa	12/30/08	06/12/09	1,691.25	1,316.88 1,316.88	374.37 374.37	0.00 0.00
125012610	210	KOMATSU LTD ADR NEW Morgan Stanley Smi th Barney LLC acted as yo ur agent in this transa	12/30/08	07/20/09	12,862.16	10,636.35 10,636.35	2,225.81 2,225.81	0.00 0.00

2
0
0
9
Y
E
A
R
E
N
D
S
U
M
M
A
R
Y

Corrected Copy as of 03/31/10
Ref 00009496 00245697

CITI GLOBAL IMPACT FUNDING
Account Number 692-72495-13 643

Details of Short Term Gain (Loss) 2009: *continued*

Reference number	Quantity	Security Description	Opening Trade Date	Closing Trade Date	Sale Proceeds	Original Cost Adjusted Cost	Original Gain/(Loss) Adjusted Gain/(Loss)	Ordinary Income Capital Gain/(Loss)
125012620	9	KOMATSU LTD ADR NEW MorganStanley SmithBarney LLC acted as your agent in this transaction	12/30/08	09/23/09	\$ 707 56	\$ 455 84 \$ 455.84	\$ 251 72 \$ 251 72	\$ 0 00 \$ 0 00
125012630	13	KOMATSU LTD ADR NEW MorganStanley SmithBarney LLC acted as your agent in this transaction	12/30/08	10/27/09	1,027 62	658 44 858 44	369 18 369 18	0 00 0 00
125012640	305	KOMATSU LTD ADR NEW MorganStanley SmithBarney LLC acted as your agent in this transaction	12/30/08	11/23/09	23,642 93	15,448 04 15,448.04	8,194 89 8,194 89	0 00 0 00
125012650	545	KONINKLIJKE PHILIPS ELECTRONCIS NS SPON ADR NEW	12/30/08	04/08/09	8,721 95	10,675 02 10,675 02	(1,953 07) (1,953 07)	0 00 0.00
125012660	317	KONINKLIJKE PHILIPS ELECTRONCIS NS SPON ADR NEW Morgan Stanley Smi th Barney LLC acted as yo	12/30/08	07/20/09	6,616 40	6,209 14 6,209 14	407 26 407 26	0 00 0 00
125012670	1	KONICA MINOLTA HLDGS UNSPON ADR MorganStanley SmithBarney LLC acted as your agent	06/09/09	10/27/09	98 24	112 64 112 64	(14 40) (14 40)	0 00 0 00
125012680	946 558	KOREA ELEC PWR CORP SP ADR	12/30/08 01/21/09	02/12/09	9 244 45 5,452 85	10 704 94 10,704 94 5,488 77 5,488 77	(1,460 49) (1,460 49) (35 92) (35 92)	0 00 0 00 0 00 0 00
125012720	386 201 259	KROGER CO MorganStanley SmithBarney LLC acted as your agent in this transaction	01/21/09 04/01/09 04/07/09	09/24/09	7,916 93 4,122 54 5,312 14	9,479 00 9,479 00 4,286 93 4,286 93 5,218 33 5,218 33	(1,562 07) (1,562 07) (164 39) (164 39) 93 81 93 81	0 00 0 00 0 00 0 00 0 00 0 00
125012730	482	KUBOTA LTD ADR -USD-	12/30/08	03/04/09	12,337 39	17,097 99 17,097 99	(4,760 60) (4,760 60)	0 00 0 00
125012740	343	KUBOTA LTD ADR -USD	12/30/08	04/08/09	9,729 28	12,167 24 12,167 24	(2,437 96) (2,437 96)	0 00 0 00
125012750	104	KUBOTA LTD ADR -USD-	12/30/08	05/19/09	3,570 48	3,689 19 3,689 19	(118 71) (118 71)	0 00 0 00

2
0
0
9
Y
E
A
R
E
N
D
S
U
M
M
A
R
Y

Corrected Copy as of 03/31/10
Ref 00009496 00245698

CITI GLOBAL IMPACT FUNDING
Account Number 692-72495-13 643

Details of Short Term Gain (Loss) 2009 - continued

Reference number	Quantity	Security Description	Opening Trade Date	Closing Trade Date	Sale Proceeds	Original Cost Adjusted Cost	Original Gain/(Loss) Adjusted Gain/(Loss)	Ordinary Income Capital Gain/(Loss)
125012760	46	KUBOTA LTD ADR -USD- Morgan Stanley Smith Barney LLC acted as your agent in this transaction	12/30/08	06/12/09	\$ 1,708.16	\$ 1,631.76 \$ 1,631.76	\$ 76.40 \$ 76.40	\$ 0.00 \$ 0.00
125012770	58	KUBOTA LTD ADR -USD- Morgan Stanley Smith Barney LLC acted as your agent in this transaction	12/30/08	07/20/09	2,368.66	2,057.43 2,057.43	311.23 311.23	0.00 0.00
	158	KUBOTA LTD ADR -USD- Morgan Stanley Smith Barney LLC acted as your agent in this transaction	07/09/09		6,452.57	6,224.47 6,224.47	228.10 228.10	0.00 0.00
125012780	18	KUBOTA LTD ADR -USD- Morgan Stanley Smith Barney LLC acted as your agent in this transaction	12/30/08	09/23/09	747.34	638.51 638.51	108.83 108.83	0.00 0.00
125012790	581	KUBOTA LTD ADR -USD- Morgan Stanley Smith Barney LLC acted as your agent in this transaction	12/30/08	10/20/09	22,965.40	20,609.81 20,609.81	2,355.59 2,355.59	0.00 0.00
125012800	2	KUBOTA LTD ADR -USD- Morgan Stanley Smith Barney LLC acted as your agent in this transaction	12/30/08	10/27/09	79.03	70.95 70.95	8.08 8.08	0.00 0.00
125012810	343	LKQ CORP	01/20/09	02/04/09	4,212.35	4,109.59 4,109.59	102.76 102.76	0.00 0.00
125012820	607	LKQ CORP	12/30/08	03/04/09	8,304.92	6,834.40 6,834.40	1,470.52 1,470.52	0.00 0.00
125012830	110	LKQ CORP	12/30/08	05/06/09	1,903.34	1,238.52 1,238.52	664.82 664.82	0.00 0.00
125012840	215	LKQ CORP Morgan Stanley Smith Barney LLC acted as your agent in this transaction	12/30/08	06/12/09	3,378.12	2,420.75 2,420.75	957.37 957.37	0.00 0.00
125012850	1,102	LKQ CORP Morgan Stanley Smith Barney LLC acted as your agent in this transaction	12/30/08	07/20/09	19,703.58	12,407.75 12,407.75	7,295.83 7,295.83	0.00 0.00
125012860	84	LKQ CORP Morgan Stanley Smith Barney LLC acted as your agent in this transaction	12/30/08	09/23/09	1,579.15	945.78 945.78	633.37 633.37	0.00 0.00

2
0
0
9
Y
E
A
R
E
N
D
S
U
M
M
A
R
Y

CITI GLOBAL IMPACT FUNDING
Account Number 692-72495-13 643

Details of Short Term Gain (Loss) 2009 - continued

Reference number	Quantity	Security Description	Opening Trade Date	Closing Trade Date	Sale Proceeds	Original Cost Adjusted Cost	Original Gain/(Loss) Adjusted Gain/(Loss)	Ordinary Income Capital Gain/(Loss)
125012870	30	LKQ CORP MorganStanley SmithBarney LLC acted as your agent in this transaction	12/30/08	10/27/09	\$ 537 94	\$ 337 78 \$ 337 78	\$ 200 16 \$ 200 16	\$ 0 00 \$ 0 00
125012880	1,329	L OREAL CO ADR -USD-	12/30/08	03/04/09	16,452 92	23,482 77 23,482 77	(7,029 85) (7,029 85)	0 00 0 00
125012890	1,438	L OREAL CO ADR -USD-	12/30/08	04/08/09	20,174 62	25,408 74 25,408 74	(5,234 12) (5,234 12)	0 00 0 00
125012900	257	L OREAL CO ADR -USD-	12/30/08	05/06/09	3,893 44	4,541 06 4,541 06	(647 62) (647 62)	0 00 0 00
125012910	454	L OREAL CO ADR -USD-	12/30/08	05/19/09	7,077 67	8,021 95 8,021 95	(944 28) (944 28)	0 00 0 00
125012920	1,176	L OREAL CO ADR -USD-	12/30/08	05/26/09	18,594 55	20,779 33 20,779 33	(2,184 78) (2,184 78)	0 00 0 00
125012930	1,037	L OREAL CO ADR USD- Morgan Stanley Smi th Barney LLC acted as yo ur agent in this transa	12/30/08	07/20/09	16 124 93	18,323 27 18,323 27	(2,198 34) (2,198 34)	0 00 0 00
125012940	263	L OREAL CO ADR -USD- MorganStanley SmithBarney LLC acted as your agent in this transaction	12/30/08	09/23/09	5 307 20	4,647 08 4,647 08	660 12 660 12	0 00 0 00
125012950	253	L OREAL CO ADR -USD- MorganStanley SmithBarney LLC acted as your agent in this transaction	12/30/08	10/27/09	5,282 50	4,470 38 4,470 38	812 12 812 12	0 00 0 00
125012960	707	LVMH MOET HENNESSY LOUIS VUITTON, PARIS-EUR ADR	03/19/09	04/08/09	9,402 85	9,661 08 9,661 08	(258 23) (258 23)	0 00 0 00
125012970	217	LVMH MOET HENNESSY LOUIS VUITTON, PARIS-EUR ADR	03/19/09	05/19/09	3 539 17	2,965 28 2,965 28	573 89 573 89	0 00 0 00
125012980	674	LVMH MOET HENNESSY LOUIS VUITTON, PARIS-EUR ADR Morgan Stanley Smi th Barney LLC acted as yo	03/19/09	07/20/09	11 268 99	9,210 14 9,210 14	2,058 85 2,058 85	0 00 0 00
125012990	39	LANDSTAR SYSTEM INC Morgan Stanley Smi th Barney LLC acted as yo ur agent in this transa	07/02/09	07/20/09	1,323 23	1,363 75 1,363 75	(40 52) (40 52)	0 00 0 00

2
0
0
9
Y
E
A
R
E
N
D
S
U
M
M
A
R
Y

CITI GLOBAL IMPACT FUNDING
Account Number 692-72495-13 643

Details of Short Term Gain (Loss) 2009 - continued

Reference number	Quantity	Security Description	Opening Trade Date	Closing Trade Date	Sale Proceeds	Original Cost Adjusted Cost	Original Gain/(Loss) Adjusted Gain/(Loss)	Ordinary Income Capital Gain/(Loss)
125013000	6	LANDSTAR SYSTEM INC MorganStanley SmithBarney LLC acted as your agent in this transaction	03/13/09	09/23/09	\$ 227 33	\$ 178 24 \$ 178 24	\$ 49 09 \$ 48.09	\$ 0 00 \$ 0 00
125013010	163	LANDSTAR SYSTEM INC MorganStanley SmithBarney LLC acted as your agent in this transaction	03/13/09	10/16/09	6,054 80	4,842 09 4,842 09	1,212 71 1,212 71	0 00 0 00
125013020	8,778 779	LAZARD EMERGING MARKETS PORT FUND	12/30/08	02/04/09	87,700 00	94,723 02 94,723 02	(7,023 02) (7,023 02)	0 00 0 00
125013030	23,426 029	LAZARD EMERGING MARKETS PORT FUND	12/30/08	03/04/09	219,267 63	252,766 85 252,766 85	(33,499 22) (33,499 22)	0 00 0 00
125013040	5,500 835	LAZARD EMERGING MARKETS PORT FUND	12/30/08	04/16/09	66,780 14	59,354 01 59,354 01	7,426 13 7,426.13	0 00 0 00
125013050	5,474 732	LAZARD EMERGING MARKETS PORT FUND	12/30/08	05/06/09	72,540 20	59,072 36 59,072 36	13,467.84 13,467 84	0 00 0 00
125013060	10,486 989	LAZARD EMERGING MARKETS PORT FUND	12/30/08	05/19/09	143,566 88	113,154 61 113,154 61	30,412 27 30,412 27	0 00 0 00
125013070	4,924 347	LAZARD EMERGING MARKETS PORT FUND	12/30/08	06/12/09	71 403 03	53,133 70 53,133 70	18,269 33 18,269.33	0 00 0 00
125013080	33,681 992	LAZARD EMERGING MARKETS PORT FUND	12/30/08	07/20/09	507,250 80	363,428 70 363,428 70	143,822 10 143,822 10	0 00 0 00
125013090	3,788 946	LAZARD EMERGING MARKETS PORT FUND	12/30/08	09/23/09	65,586 66	40,882 73 40,882 73	24,703 93 24,703 93	0 00 0 00
125013100	19,152 113	LAZARD EMERGING MARKETS PORT FUND	12/30/08	10/16/09	354,888 65	206,651 30 206,651 30	148,237 35 148,237 35	0 00 0 00
125013110	254 102	LEGG MASON INC MorganStanley SmithBarney LLC acted as your agent in this transaction	06/30/09 10/16/09	12/01/09	7,185 22 2,885 40	6,224 91 3,351 57 3,351 57	960 31 (466 17) (466 17)	0 00 0 00 0 00
125013230	220	LOEWS CORP	03/25/09	04/16/09	5,557 27	4,969 49 4,969.49	587 78 587 78	0 00 0 00
125013240	142	LOEWS CORP	03/25/09	05/06/09	3,947 92	3,207 58 3,207 58	740 34 740 34	0 00 0 00
125013250	133	LOEWS CORP	03/25/09	05/19/09	3,574 94	3,004 28 3,004 28	570 66 570 66	0 00 0 00

2
0
0
9
Y
E
A
R
E
N
D
S
U
M
M
A
R
Y

CITI GLOBAL IMPACT FUNDING
Account Number 692-72495-13 643

Details of Short Term Gain (Loss) 2009 - continued

Reference number	Quantity	Security Description	Opening Trade Date	Closing Trade Date	Sale Proceeds	Original Cost Adjusted Cost	Original Gain/(Loss) Adjusted Gain/(Loss)	Ordinary Income Capital Gain/(Loss)
125013260	61	LOEWS CORP Morgan Stanley Smith Barney LLC acted as your agent in this transaction	03/25/09	06/12/09	\$ 1,715.42	\$ 1,377.90 \$ 1,377.90	\$ 337.52 \$ 337.52	\$ 0.00 \$ 0.00
125013270	463	LOEWS CORP Morgan Stanley Smith Barney LLC acted as your agent in this transaction	03/25/09	07/20/09	12,854.21	10,458.52 10,458.52	2,395.69 2,395.69	0.00 0.00
125013280	2,185	LOEWS CORP Morgan Stanley Smith Barney LLC acted as your agent in this transaction	03/25/09	08/19/09	67,012.22	49,356.10 49,356.10	17,656.12 17,656.12	0.00 0.00
125013290	906	LONZA GROUP AG UNSPON ADR	12/30/08	04/08/09	8,153.79	8,471.10 8,471.10	(317.31) (317.31)	0.00 0.00
125013300	503	LONZA GROUP AG UNSPON ADR Morgan Stanley Smith Barney LLC acted as your agent in this transaction	12/30/08	07/20/09	5,195.85	4,703.05 4,703.05	492.80 492.80	0.00 0.00
125013310	124	LONZA GROUP AG UNSPON ADR Morgan Stanley Smith Barney LLC acted as your agent in this transaction	12/30/08	10/27/09	1,288.32	1,159.40 1,159.40	128.92 128.92	0.00 0.00
125013320	218	M & T BK CORP	02/26/09	04/08/09	10,098.59	9,155.08 9,155.08	943.51 943.51	0.00 0.00
125013330	51	M & T BK CORP	02/26/09	04/16/09	2,930.38	2,141.79 2,141.79	788.59 788.59	0.00 0.00
125013340	34	M & T BK CORP	02/26/09	05/06/09	1,962.42	1,427.86 1,427.86	534.56 534.56	0.00 0.00
125013350	643	M & T BK CORP Morgan Stanley Smith Barney LLC acted as your agent in this transaction	05/21/09	07/20/09	36,634.62	29,499.68 29,499.68	7,134.94 7,134.94	0.00 0.00
125013360	106	M & T BK CORP Morgan Stanley Smith Barney LLC acted as your agent in this transaction	02/26/09	09/23/09	6,844.77	4,451.55 4,451.55	2,393.22 2,393.22	0.00 0.00

2
0
0
9
Y
E
A
R
E
N
D
S
U
M
M
A
R
Y

Corrected Copy as of 03/31/10
Ref 00009496 00245702

CITI GLOBAL IMPACT FUNDING
Account Number 692-72495-13 643

Details of Short Term Gain (Loss) 2009 - continued

Reference number	Quantity	Security Description	Opening Trade Date	Closing Trade Date	Sale Proceeds	Original Cost Adjusted Cost	Original Gain/(Loss) Adjusted Gain/(Loss)	Ordinary Income Capital Gain/(Loss)
125013370	358	M & T BK CORP Morgan Stanley Smith Barney LLC acted as your agent in this transaction	02/26/09	10/16/09	\$ 24,229 71	\$ 15,034 50 \$ 15,034 50	\$ 9,195 21 \$ 9,195 21	\$ 0 00 \$ 0 00
125013380	12	M & T BK CORP Morgan Stanley Smith Barney LLC acted as your agent in this transaction	02/26/09	10/27/09	806 50	503 95 503 95	302 55 302 55	0 00 0 00
125013390	789	MEMC ELECTRONIC MATERIALS INC	12/30/08	01/22/09	9,310 93	10,642 35 10,642 35	(1,331 42) (1,331 42)	0 00 0 00
	425		01/21/09		5,015 39	5,285 73 5,285 73	(270 34) (270 34)	0 00 0 00
125013400	303	MEMC ELECTRONIC MATERIALS INC Morgan Stanley Smi th Barney LLC acted as yo ur agent in this transa	05/20/09	07/20/09	5,829 66	5,428 00 5,428 00	401 66 401 66	0 00 0 00
125013410	1,426	MEMC ELECTRONIC MATERIALS INC Morgan Stanley Smith Barney LLC acted as your agent in this transaction	05/20/09	11/18/09	18,698 37	25,545 65 25,545 65	(6,847 28) (6,847 28)	0 00 0 00
	725		09/02/09		9,506 53	11,370 97 11,370 97	(1,864 44) (1,864 44)	0 00 0 00
125013420	156	MWI VETERINARY SUPPLY INC	12/30/08	02/04/09	4,228 26	3,941 72 3,941 72	286 54 286 54	0 00 0 00
125013430	47	MWI VETERINARY SUPPLY INC	12/30/08	04/27/09	1,349 80	1,187 57 1,187 67	162 23 162 23	0 00 0 00
	175		04/01/09		5 025 87	4,962 13 4,962 13	63 74 63 74	0 00 0 00
125013440	282	MWI VETERINARY SUPPLY INC Morgan Stanley Smi th Barney LLC acted as yo ur agent in this transa	12/30/08	07/20/09	9,303 22	7,125 41 7,125 41	2,177 81 2,177 81	0 00 0 00
125013450	286	MANHATTAN ASSOCIATES INC	12/30/08	03/04/09	4,108 07	4,351 89 4,351 89	(243 82) (243 82)	0 00 0 00
125013460	114	MANHATTAN ASSOCIATES INC	12/30/08	05/06/09	1,924 78	1,734 67 1,734 67	190 11 190 11	0 00 0 00
125013470	91	MANHATTAN ASSOCIATES INC Morgan Stanley Smi th Barney LLC acted as yo ur agent in this transa	12/30/08	06/12/09	1,712 07	1,384 69 1,384 69	327 38 327 38	0 00 0 00

2
0
0
9
Y
E
A
R
E
N
D
S
U
M
M
A
R
Y

CITI GLOBAL IMPACT FUNDING
Account Number 692-72495-13 643

Details of Short Term Gain (Loss) 2009 - continued

Reference number	Quantity	Security Description	Opening Trade Date	Closing Trade Date	Sale Proceeds	Original Cost Adjusted Cost	Original Gain/(Loss) Adjusted Gain/(Loss)	Ordinary Income Capital Gain/(Loss)
125013480	261	MANHATTAN ASSOCIATES INC Morgan Stanley Smith Barney LLC acted as your agent in this transaction	12/30/08	07/20/09	\$ 4,276.90	\$ 3,971.48 \$ 3,971.48	\$ 305.42 \$ 305.42	\$ 0.00 \$ 0.00
125013490	43	MANHATTAN ASSOCIATES INC Morgan Stanley Smith Barney LLC acted as your agent in this transaction	12/30/08	09/23/09	881.04	654.31 654.31	226.73 226.73	0.00 0.00
125013500	6	MANHATTAN ASSOCIATES INC Morgan Stanley Smith Barney LLC acted as your agent in this transaction	12/30/08	10/27/09	142.68	91.30 91.30	51.38 51.38	0.00 0.00
125013510	1,795	MANPOWER INC WIS NEW	12/30/08	01/13/09	58,518.11	57,708.53 57,708.53	809.58 809.58	0.00 0.00
125013520	682	MARSH & MCLENNAN COS INC	12/30/08	01/15/09	14,581.07	15,931.04 15,831.04	(1,349.97) (1,349.87)	0.00 0.00
125013530	456	MARSH & MCLENNAN COS INC	12/30/08	01/23/09	8,968.33	10,651.84 10,651.84	(1,683.51) (1,683.51)	0.00 0.00
	510		01/21/09		10,030.37	11,065.47 11,065.47	(1,035.10) (1,035.10)	0.00 0.00
125013540	33	MARTIN MARIETTA MATERIALS INC	12/30/08	04/16/09	3,029.65	3,143.50 3,143.50	(113.85) (113.85)	0.00 0.00
125013550	188	MARTIN MARIETTA MATERIALS INC Morgan Stanley Smith Barney LLC acted as your agent in this transaction	12/30/08	06/23/09	14,826.24	17,908.43 17,908.43	(3,082.19) (3,082.19)	0.00 0.00
	63		01/21/09		4,968.37	5,232.78 5,232.78	(264.41) (264.41)	0.00 0.00
125013560	111	MATTHEWS INTL CORP CL A	01/21/09	02/04/09	4,267.72	4,051.80 4,051.80	215.92 215.92	0.00 0.00
125013570	126	MATTHEWS INTL CORP CL A	12/30/08	03/04/09	4,177.87	4,407.88 4,407.88	(230.01) (230.01)	0.00 0.00
125013580	101	MATTHEWS INTL CORP CL A	12/30/08	04/16/09	2,847.16	3,533.30 3,533.30	(686.14) (686.14)	0.00 0.00
125013590	75	MATTHEWS INTL CORP CL A	12/30/08	04/27/09	2,271.73	2,623.74 2,623.74	(352.01) (352.01)	0.00 0.00
	185		01/21/09		5,603.59	6,753.00 6,753.00	(1,149.41) (1,149.41)	0.00 0.00

2
0
0
9
Y
E
A
R
E
N
D
S
U
M
M
A
R
Y

CITI GLOBAL IMPACT FUNDING
Account Number 692-72495-13 643

Details of Short Term Gain (Loss) 2009 - continued

Reference number	Quantity	Security Description	Opening Trade Date	Closing Trade Date	Sale Proceeds	Original Cost Adjusted Cost	Original Gain/(Loss) Adjusted Gain/(Loss)	Ordinary Income Capital Gain/(Loss)
125013600	63	MATTHEWS INTL CORP CL A Morgan Stanley SmithBarney LLC acted as your agent in this transaction	12/30/08	07/20/09	\$ 1,895.62	\$ 2,203.94 \$ 2,203.94	(\$ 308.32) (\$ 308.32)	\$ 0.00 \$ 0.00
125013610	24	MATTHEWS INTL CORP CL A Morgan Stanley SmithBarney LLC acted as your agent in this transaction	12/30/08	09/23/09	870.93	839.60 839.60	31.33 31.33	0.00 0.00
125013620	93	MATTHEWS INTL CORP CL A Morgan Stanley SmithBarney LLC acted as your agent in this transaction	12/30/08	10/16/09	3,544.13	3,253.44 3,253.44	290.69 290.69	0.00 0.00
125013630	5	MATTHEWS INTL CORP CL A Morgan Stanley SmithBarney LLC acted as your agent in this transaction	12/30/08	10/27/09	192.19	174.92 174.92	17.27 17.27	0.00 0.00
125013640	145	MCAFEE INC	12/30/08	02/04/09	4,249.20	4,843.51 4,843.51	(594.31) (594.31)	0.00 0.00
125013650	139	MCAFEE INC	12/30/08	03/04/09	4,125.63	4,643.09 4,643.09	(517.46) (517.46)	0.00 0.00
125013660	262	MCAFEE INC	12/30/08	05/11/09	10,323.05	8,751.72 8,751.72	1,571.33 1,571.33	0.00 0.00
125013670	52	MCAFEE INC Morgan Stanley SmithBarney LLC acted as your agent in this transaction	04/07/09	07/20/09	2,230.87	1,768.83 1,768.83	462.04 462.04	0.00 0.00
125013680	14	MCAFEE INC Morgan Stanley SmithBarney LLC acted as your agent in this transaction	12/30/08	09/23/09	587.70	467.65 467.65	120.05 120.05	0.00 0.00
125013690	93	MCAFEE INC Morgan Stanley SmithBarney LLC acted as your agent in this transaction	12/30/08	10/16/09	4,146.19	3,106.52 3,106.52	1,039.67 1,039.67	0.00 0.00
125013700	6	MCAFEE INC Morgan Stanley SmithBarney LLC acted as your agent in this transaction	12/30/08	10/20/09	267.47	200.42 200.42	67.05 67.05	0.00 0.00

2009 YEAR END SUMMARY

Corrected Copy as of 03/31/10
Ref 00009496 00245705

CITI GLOBAL IMPACT FUNDING
Account Number 692-72495-13 643

Details of Short Term Gain (Loss) 2009 - continued

Reference number	Quantity	Security Description	Opening Trade Date	Closing Trade Date	Sale Proceeds	Original Cost Adjusted Cost	Original Gain/(Loss) Adjusted Gain/(Loss)	Ordinary Income Capital Gain/(Loss)
125013710	303	MCAFEE INC	12/30/08	12/01/09	\$ 11,874 19	\$ 10,121 26	\$ 1,752 93	\$ 0 00
	27	MorganStanley SmithBarney LLC acted as your agent in this transaction	01/21/09		1,058 10	808 11	249 99	0 00
						808 11	249 99	0 00
125013720	259	MCCORMICK & CO INC NON-VOTING	12/30/08	02/04/09	8,482 98	8,184 17	298 81	0 00
						8,184 17	298 81	0 00
125013730	332	MCCORMICK & CO INC NON-VOTING	12/30/08	04/08/09	9,552 05	10,490 90	(938 85)	0 00
						10,490 90	(938 85)	0 00
125013740	115	MCCORMICK & CO INC NON-VOTING	12/30/08	05/19/09	3,557 08	3,633 90	(76 82)	0 00
						3,633 90	(76 82)	0 00
125013750	472	MCCORMICK & CO INC NON-VOTING Morgan Stanley Smith Barney LLC acted as your agent in this transaction	12/30/08	07/20/09	15,407 57	14,914 77	492 80	0 00
						14,914 77	492 80	0 00
125013760	95	MCCORMICK & CO INC NON-VOTING MorganStanley SmithBarney LLC acted as your agent in this transaction	12/30/08	09/23/09	3,319 45	3,001 91	317 54	0 00
						3,001 91	317 54	0 00
125013770	256	MCCORMICK & CO INC NON-VOTING MorganStanley SmithBarney LLC acted as your agent in this transaction	12/30/08	10/16/09	8,866 05	8,089 37	776 68	0 00
						8,089 37	776 68	0 00
125013780	73	MCDERMOTT INTERNATIONAL INC MorganStanley SmithBarney LLC acted as your agent in this transaction	04/21/09	09/23/09	1,944 85	1,148 00	796 85	0 00
						1,148 00	796 85	0 00
125013790	166	MCDERMOTT INTERNATIONAL INC MorganStanley SmithBarney LLC acted as your agent in this transaction	04/21/09	10/16/09	4,238 53	2,610 52	1,628 01	0 00
						2,610 52	1,628 01	0 00
125013800	55	MCDERMOTT INTERNATIONAL INC MorganStanley SmithBarney LLC acted as your agent in this transaction	04/21/09	10/27/09	1,338 39	864 93	473 46	0 00
						864 93	473 46	0 00
125013830	180	MCGRAW HILL COS INC	12/30/08	02/04/09	4,231 95	4,099 48	132 47	0 00
						4,099 48	132 47	0 00
125013840	713	MCGRAW HILL COS INC	12/30/08	04/08/09	16,499 39	16,238 51	260 88	0 00
						16,238 51	260 88	0 00

2
0
0
9
Y
E
A
R
E
N
D
S
U
M
M
A
R
Y

CITI GLOBAL IMPACT FUNDING
Account Number 692-72495-13 643

Details of Short Term Gain (Loss) 2009 *continued*

Reference number	Quantity	Security Description	Opening Trade Date	Closing Trade Date	Sale Proceeds	Original Cost Adjusted Cost	Original Gain/(Loss) Adjusted Gain/(Loss)	Ordinary Income Capital Gain/(Loss)
125013850	105	MCGRAW HILL COS INC	12/30/08	04/16/09	\$ 2,927 48	\$ 2,391 36 \$ 2,391 36	\$ 536 12 \$ 536 12	\$ 0 00 \$ 0 00
125013860	61	MCGRAW HILL COS INC	12/30/08	05/06/09	2,012 94	1,389 27 1,389 27	623 67 623 67	0 00 0 00
125013870	836	MCGRAW HILL COS INC Morgan Stanley Smith Barney LLC acted as your agent in this transaction	12/30/08	06/16/09	25,077 85	19,039 82 19,039 82	6,038 03 6,038 03	0 00 0 00
125013880	662	MCGRAW HILL COS INC Morgan Stanley Smith Barney LLC acted as your agent in this transaction	06/05/09	07/20/09	21,719 06	20,403 44 20,403 44	1,315 62 1,315 62	0 00 0 00
	80	MCGRAW HILL COS INC Morgan Stanley Smith Barney LLC acted as your agent in this transaction	06/08/09		2,624 66	2,451 75 2,451 75	172 91 172 91	0 00 0 00
125013890	23	MCKESSON CORPORATION Morgan Stanley Smith Barney LLC acted as your agent in this transaction	09/24/09	10/27/09	1,377 89	1,336 82 1,336 82	41 07 41 07	0 00 0 00
125013900	91	MEDCO HEALTH SOLUTIONS INC	12/30/08	02/04/09	4 246 03	3,852 71 3,852 71	393 32 393 32	0 00 0 00
125013910	409	MEDCO HEALTH SOLUTIONS INC	12/30/08	02/06/09	19,271 96	17,316 04 17,316 04	1,955 92 1,955 92	0 00 0 00
	123		01/21/09		5,795 73	5,191 17 5,191 17	604 56 604 56	0 00 0 00
125013920	421	MEDIASET S P A SPONSORED ADR-USD	04/29/08	04/08/09	5,978 04	11,200 28 11,200 28	(5,222 24) (5,222 24)	0 00 0 00
	33		05/21/08		468 59	821 81 821 81	(353 22) (353 22)	0 00 0 00
125013930	467	MEDIASET S P A SPONSORED ADR-USD	05/21/08	04/23/09	7,434 02	11,629 89 11,629 89	(4,195 87) (4,195 87)	0 00 0 00
	365		01/21/09		5,810 32	5,471 35 5,471 35	338 97 338 97	0 00 0 00
125013940	100	MERCK KGAA ADR	12/30/08	04/16/09	2,814 92	3,065 00 3,065 00	(250 08) (250 08)	0 00 0 00
125013950	242	MERCK KGAA ADR	12/30/08	05/11/09	6 775 82	7,417 30 7,417 30	(641 48) (641 48)	0 00 0 00
125013960	77	MERCK KGAA ADR Morgan Stanley Smith Barney LLC acted as your agent in this transaction	12/30/08	07/20/09	2 602 53	2 360 05 2,360 05	242 48 242 48	0 00 0 00

2
0
0
9
Y
E
A
R
E
N
D
S
U
M
M
A
R
Y

CITI GLOBAL IMPACT FUNDING
Account Number 692-72495-13 643

Details of Short Term Gain (Loss) 2009 continued

Reference number	Quantity	Security Description	Opening Trade Date	Closing Trade Date	Sale Proceeds	Original Cost Adjusted Cost	Original Gain/(Loss) Adjusted Gain/(Loss)	Ordinary Income Capital Gain/(Loss)
125013970	24	MERCK KGAA ADR MorganStanley SmithBarney LLC acted as your agent in this transaction	12/30/08	09/23/09	\$ 788 37	\$ 735 60 \$ 735 60	\$ 52 77 \$ 52 77	\$ 0 00 \$ 0 00
125013980	104	MERCK KGAA ADR MorganStanley SmithBarney LLC acted as your agent in this transaction	12/30/08	10/16/09	3,541 10	3,187 60 3,187 60	353 50 353 50	0 00 0 00
125013990	277	MEREDITH CORP	01/21/09	02/04/09	4,225 33	5,005 11 5,005 11	(779 78) (779 78)	0 00 0 00
125014000	350	MEREDITH CORP	12/30/08	03/04/09	4,193 92	5,694 64 5,694 64	(1,500 72) (1,500 72)	0 00 0 00
125014010	891	MEREDITH CORP	12/30/08	03/27/09	15,509 64	14,496 93 14,496 93	1,012 71 1,012 71	0 00 0 00
125014020	716	MEREDITH CORP	12/30/08	04/08/09	13,297 85	11,649 61 11,649 61	1,648 24 1,648 24	0 00 0 00
125014030	1,002	MEREDITH CORP	12/30/08	04/29/09	24,117 02	16,302 94 16,302 94	7,814 08 7,814 08	0 00 0 00
125014040	993	MEREDITH CORP	12/30/08	05/20/09	27,673 10	16,156 50 16,156 50	11,516 60 11,516 60	0 00 0 00
	260		01/21/09		7,245 73	4,697 94 4,697 94	2,547 79 2,547 79	0 00 0 00
125014050	215	MERIDIAN BIOSCIENCE INC	12/30/08	03/04/09	4,111 63	5,383 00 5,383 00	(1,271 37) (1,271 37)	0 00 0 00
125014060	397	MERIDIAN BIOSCIENCE INC	12/30/08	04/08/09	6,757 95	9,939 77 9,938 77	(3,181 82) (3,181 82)	0 00 0 00
125014070	386	MERIDIAN BIOSCIENCE INC	12/30/08	04/27/09	6,961 14	9,664 36 9,664 36	(2,703 22) (2,703 22)	0 00 0 00
125014080	108	MERIDIAN BIOSCIENCE INC Morgan Stanley Smith Barney LLC acted as your agent in this transaction	12/30/08	07/20/09	2,418 48	2,704 02 2,704 02	(285 54) (285 54)	0 00 0 00
125014090	25	MERIDIAN BIOSCIENCE INC MorganStanley SmithBarney LLC acted as your agent in this transaction	12/30/08	09/23/09	647 98	625 93 625 93	22 05 22 05	0 00 0 00

2
0
0
9

Y
E
A
R

E
N
D

S
U
M
M
A
R
Y

CITI GLOBAL IMPACT FUNDING
Account Number 692-72495-13 643

Details of Short Term Gain (Loss) 2009 - continued

Reference number	Quantity	Security Description	Opening Trade Date	Closing Trade Date	Sale Proceeds	Original Cost Adjusted Cost	Original Gain/(Loss) Adjusted Gain/(Loss)	Ordinary Income Capital Gain/(Loss)
125014100	254	MERIDIAN BIOSCIENCE INC MorganStanley SmithBarney LLC acted as your agent in this transaction	12/30/08	10/16/09	\$ 6,225 85	\$ 6,359 44 \$ 6,359 44	(\$ 133 59) (\$ 133.59)	\$ 0 00 \$ 0 00
125014110	159	METROPCS COMMUNICATIONS INC	12/30/08	04/16/09	2,720 74	2,238 10 2,238 10	482 64 482 64	0 00 0 00
125014120	1,469	METROPCS COMMUNICATIONS INC Morgan Stanley Smith Barney LLC acted as your agent in this transaction	12/30/08	07/07/09	18,162 54	20,677 79 20,677 79	(2,515 25) (2,515 25)	0 00 0 00
125014130	590	METROPCS COMMUNICATIONS INC Morgan Stanley Smith Barney LLC acted as your agent in this transaction	12/30/08	07/31/09	7,044 06	8,304 90 8,304 90	(1,260 84) (1,260 84)	0 00 0 00
	390	METROPCS COMMUNICATIONS INC Morgan Stanley Smith Barney LLC acted as your agent in this transaction		01/21/09	4,656 24	5,150 93 6,150 93	(494 69) (494 69)	0 00 0 00
125014140	167	MICHELIN CGDE UNSPON ADR	12/30/08	05/06/09	1,912 10	1,785 23 1,785 23	126 87 126 87	0 00 0 00
125014150	324	MICHELIN CGDE UNSPON ADR	12/30/08	05/19/09	3,499 11	3,463 56 3,463 56	35 55 35 55	0 00 0 00
125014160	603	MICHELIN CGDE UNSPON ADR Morgan Stanley Smith Barney LLC acted as your agent in this transaction	12/30/08	07/20/09	7,091 09	6,446 07 6,446 07	645 02 645 02	0 00 0 00
125014170	500	MICROSOFT CORP	10/21/08	03/04/09	8,160 95	12,163 65 12,163 65	(4,002 70) (4,002 70)	0 00 0 00
125014180	210	MICROSOFT CORP	10/21/08	04/27/09	4,279 69	5,108 73 5,108 73	(829 04) (829 04)	0 00 0 00
	359	MICROSOFT CORP		10/28/08	7,316 23	7,841 57 7,841 57	(525 34) (525 34)	0 00 0 00
125014190	890	MICROSOFT CORP Morgan Stanley Smith Barney LLC acted as your agent in this transaction	11/03/08	07/20/09	21,600 72	20,268 50 20,268 50	1,332 22 1,332 22	0 00 0 00
125014200	4	MICROSOFT CORP MorganStanley SmithBarney LLC acted as your agent in this transaction	10/28/08	09/23/09	103 95	87 37 87 37	16 58 16 58	0 00 0 00

2
0
0
9

Y
E
A
R

E
N
D

S
U
M
M
A
R
Y

CITI GLOBAL IMPACT FUNDING
Account Number 692-72495-13 643

Details of Short Term Gain (Loss) 2009 - continued

Reference number	Quantity	Security Description	Opening Trade Date	Closing Trade Date	Sale Proceeds	Original Cost Adjusted Cost	Original Gain/(Loss) Adjusted Gain/(Loss)	Ordinary Income Capital Gain/(Loss)
125014210	92	MICROSOFT CORP MorganStanley SmithBarney LLC acted as your agent in this transaction	10/28/08	10/27/09	\$ 2,633 09	\$ 2,009 54 \$ 2,009 54	\$ 623 55 \$ 623 55	\$ 0 00 \$ 0 00
125014220	536	MICROCHIP TECHNOLOGY INC	02/06/09	05/28/09	11,530 13	11,030 77 11,030 77	499 36 499 36	0 00 0 00
	262		04/01/09		5,636 00	5,598 94 5,598 94	37 06 37 06	0 00 0 00
125014230	691	MICROSEMI CORP	12/30/08	04/27/09	9,191 44	8,244 32 8,244 32	947 12 947 12	0 00 0 00
125014240	161	MICROSEMI CORP Morgan Stanley Smi th Barney LLC acted as yo ur agent in this transa	12/30/08	07/20/09	2,434 57	1,920 89 1,920 89	513 68 513 68	0 00 0 00
125014250	191	MICROSEMI CORP MorganStanley SmithBarney LLC acted as your agent in this transaction	12/30/08	09/23/09	3,061 65	2,278 82 2,278 82	782 83 782 83	0 00 0 00
125014260	300	MICROSEMI CORP MorganStanley SmithBarney LLC	12/30/08	10/16/09	4,638 21	3,579 30 3,579 30	1,058 91 1,058 91	0 00 0 00
	486	acted as your agent in this transaction	01/21/09		7,513 90	5,319 76 5,319 76	2,194 14 2,194 14	0 00 0 00
	66		02/20/09		1,020 41	620 10 620 10	400 31 400 31	0 00 0 00
125014270	1,039	MICROSEMI CORP MorganStanley SmithBarney LLC	02/20/09	10/20/09	15,836 96	9,761 93 9,761 93	6,075 03 6,075 03	0 00 0 00
	99	acted as your agent in this transaction	04/06/09		1,509 01	1,178 74 1,178 74	330 27 330 27	0 00 0 00
125014280	380	MICROSEMI CORP MorganStanley SmithBarney LLC acted as your agent in this transaction	04/06/09	10/22/09	5,669 94	4,524 47 4,524 47	1,145 47 1,145 47	0 00 0 00
125014290	101	MILLIPORE CORP	02/05/09	05/11/09	6,705 02	5,792 05 5,792 05	912 97 912 97	0 00 0 00
125014300	25	MILLIPORE CORP Morgan Stanley Smi th Barney LLC acted as yo ur agent in this transa	02/05/09	07/20/09	1,716 45	1,433 68 1,433 68	282 77 282 77	0 00 0 00

2
0
0
9
Y
E
A
R
E
N
D
S
U
M
M
A
R
Y

CITI GLOBAL IMPACT FUNDING
Account Number 692-72495-13 643

Details of Short Term Gain (Loss) 2009 continued

Reference number	Quantity	Security Description	Opening Trade Date	Closing Trade Date	Sale Proceeds	Original Cost Adjusted Cost	Original Gain/(Loss) Adjusted Gain/(Loss)	Ordinary Income Capital Gain/(Loss)
125014310	81	MITSUBISHI EST CO LTD ADR	12/30/08	03/04/09	\$ 8,205 25	\$ 13,152 61 \$ 13,162 61	(\$ 4,947 36) (\$ 4,947 36)	\$ 0 00 \$ 0 00
125014320	97	MITSUBISHI EST CO LTD ADR	12/30/08	04/08/09	12,129 53	15,750 66 15,750 66	(3,621 13) (3,621 13)	0 00 0 00
125014330	82	MITSUBISHI EST CO LTD ADR	12/30/08	05/11/09	12,462 03	13,314 99 13,314 99	(852 96) (852 96)	0 00 0 00
125014340	81	MITSUBISHI EST CO LTD ADR Morgan Stanley Smi th Barney LLC acted as yo ur agent in this transa	12/30/08	07/09/09	12 433 18	13,152 61 13,152 61	(719 43) (719 43)	0 00 0 00
125014350	35	MITSUBISHI EST CO LTD ADR Morgan Stanley Smi th Barney LLC acted as yo ur agent in this transa	12/30/08	07/20/09	5,556 45	5,683 22 5,683 22	(126 77) (126 77)	0 00 0 00
125014360	5	MITSUBISHI EST CO LTD ADR MorganStanley SmithBarney LLC acted as your agent in this transaction	12/30/08	10/27/09	747 48	811 89 811.89	(64 41) (64 41)	0 00 0 00
125014370	1,868	MITSUBISHI UFJ FINANCIAL GROUP INC ADR	12/30/08	03/04/09	8,221 77	11,626 06 11,628 06	(3,404 29) (3,404 29)	0 00 0 00
125014380	536	MITSUBISHI UFJ FINANCIAL GROUP INC ADR	12/30/08	04/16/09	2,793 55	3,335 96 3,335 96	(542 41) (542 41)	0 00 0 00
125014390	985	MITSUBISHI UFJ FINANCIAL GROUP INC ADR	12/30/08	05/06/09	5,880 29	6,130 44 6,130 44	(250 15) (250 15)	0 00 0 00
125014400	5,210	MITSUBISHI UFJ FINANCIAL GROUP INC ADR	12/30/08	05/11/09	34,864 42	32,426 00 32,428 00	2,438 42 2,438 42	0 00 0 00
125014410	438	MITSUBISHI UFJ FINANCIAL GROUP INC ADR MorganStanley SmithBarney LLC acted as your agent	12/30/08	09/23/09	2,593 77	2 726.02 2,728 02	(132 25) (132 25)	0 00 0 00
125014420	444	MOBILE MINI INC	12/30/08	03/04/09	4,133 65	6,214 49 6,214 49	(2,080 84) (2,080 84)	0 00 0 00
125014430	217	MOBILE MINI INC	12/30/08	04/16/09	2,797 81	3,037 26 3,037 26	(239 45) (239 45)	0 00 0 00

2
0
0
9
Y
E
A
R
E
N
D
S
U
M
M
A
R
Y

CITI GLOBAL IMPACT FUNDING
Account Number 692-72495-13 643

Details of Short Term Gain (Loss) 2009 -continued

Reference number	Quantity	Security Description	Opening Trade Date	Closing Trade Date	Sale Proceeds	Original Cost Adjusted Cost	Original Gain/(Loss) Adjusted Gain/(Loss)	Ordinary Income Capital Gain/(Loss)
125014440	117	MOBILE MINI INC Morgan Stanley Smith Barney LLC acted as your agent in this transaction	12/30/08	06/12/09	\$ 1,710.72	\$ 1,637.60 \$ 1,637.60	\$ 73.12 \$ 73.12	\$ 0.00 \$ 0.00
125014450	194	MOBILE MINI INC Morgan Stanley Smith Barney LLC acted as your agent in this transaction	12/30/08	07/20/09	3,045.95	2,715.34 2,715.34	330.61 330.61	0.00 0.00
125014460	25	MOBILE MINI INC Morgan Stanley Smith Barney LLC acted as your agent in this transaction	12/30/08	09/23/09	447.48	349.92 349.92	97.56 97.56	0.00 0.00
125014470	364	MOBILE MINI INC Morgan Stanley Smith Barney LLC acted as your agent in this transaction	12/30/08	10/16/09	6,249.05	5,094.77 5,094.77	1,154.28 1,154.28	0.00 0.00
125014480	322	MOLEX INC	12/30/08	02/04/09	4,219.01	4,418.45 4,418.45	(199.44) (199.44)	0.00 0.00
125014490	369	MOLEX INC	12/30/08	03/04/09	4,118.75	5,063.38 5,063.38	(944.63) (944.63)	0.00 0.00
125014500	1,124	MOLEX INC	12/30/08	04/08/09	16,378.50	15,423.42 15,423.42	955.08 955.08	0.00 0.00
125014510	114	MOLEX INC	12/30/08	05/06/09	1,938.21	1,564.30 1,564.30	373.91 373.91	0.00 0.00
125014520	692	MOLEX INC Morgan Stanley Smith Barney LLC acted as your agent in this transaction	12/30/08	07/20/09	11,600.39	9,495.55 9,495.55	2,104.84 2,104.84	0.00 0.00
125014530	70	MOLEX INC Morgan Stanley Smith Barney LLC acted as your agent in this transaction	12/30/08	09/23/09	1,474.41	960.53 960.53	513.88 513.88	0.00 0.00
125014540	371	MOLEX INC Morgan Stanley Smith Barney LLC acted as your agent in this transaction	12/30/08	10/16/09	8,170.51	5,090.82 5,090.82	3,079.69 3,079.69	0.00 0.00

2
0
0
9
Y
E
A
R
E
N
D
S
U
M
M
A
R
Y

Corrected Copy as of 03/31/10
Ref 00009496 00245712

CITI GLOBAL IMPACT FUNDING
Account Number 692-72495-13 643

Details of Short Term Gain (Loss) 2009 - continued

Reference number	Quantity	Security Description	Opening Trade Date	Closing Trade Date	Sale Proceeds	Original Cost Adjusted Cost	Original Gain/(Loss) Adjusted Gain/(Loss)	Ordinary Income Capital Gain/(Loss)
125014550	822	MOLEX INC MorganStanley SmithBarney LLC acted as your agent in this transaction	12/30/08	12/18/09	\$ 17,057 87	\$ 11,279 40 \$ 11,279 40	\$ 5,778 47 \$ 5,778 47	\$ 0 00 \$ 0 00
125014560	1,455	MOLEX INC MorganStanley SmithBarney LLC acted as your agent in this transaction	12/30/08	12/21/09	30,832 11	19,965 37 19,965 37	10,866 74 10,866 74	0 00 0 00
125014570	152	MOLEX INC MorganStanley SmithBarney LLC acted as your agent in this transaction	12/30/08	12/22/09	3,268 43	2,085 73 2,085 73	1,182 70 1,182 70	0 00 0 00
	743		01/21/09		15,976 61	9,999 44 9,999 44	5,977 17 5,977 17	0 00 0 00
125014580	298	MOLSON COORS BREWING CO CL B	12/30/08	02/02/09	11,954 65	14,292 88 14,292 88	(2,338 23) (2,338 23)	0 00 0 00
125014590	115	MOLSON COORS BREWING CO CL B	12/30/08	03/04/09	4,077 99	5,515 71 5,515 71	(1,437 72) (1,437 72)	0 00 0 00
125014600	76	MOLSON COORS BREWING CO CL B	12/30/08	04/16/09	2,819 52	3,645 17 3,645 17	(825 65) (825 65)	0 00 0 00
125014610	290	MOLSON COORS BREWING CO CL B	12/30/08	04/30/09	11,050 83	13,909 18 13,909 18	(2,858 35) (2,858 35)	0 00 0 00
	117		01/21/09		4,458 44	4,977 77 4,977 77	(519 33) (519 33)	0 00 0 00
125014620	54	MONSANTO CO NEW	12/05/08	02/04/09	4,261 11	3,849 43 3,849 43	411 68 411 68	0 00 0 00
125014630	166	MONSANTO CO NEW	12/05/08	03/04/09	12,467 53	11,833 44 11,833 44	634 09 634 09	0 00 0 00
125014640	22	MONSANTO CO NEW	12/05/08	05/06/09	1,962 98	1,568 29 1,568 29	394 69 394 69	0 00 0 00
125014650	40	MONSANTO CO NEW	12/05/08	05/19/09	3,597 66	2,851 43 2,851 43	746 23 746 23	0 00 0 00
125014660	944	MONSANTO CO NEW	12/05/08	05/27/09	75,629 91	67,293 80 67,293 80	8,336 11 8,336 11	0 00 0 00
125014670	468	MORGAN STANLEY	12/30/08	02/04/09	10,192 98	6,912 03 6,912 03	3,280 95 3,280 95	0 00 0 00
	308		01/21/09		6,708 20	5,041 04 5,041 04	1,667 16 1,667 16	0 00 0 00

2
0
0
9
Y
E
A
R
E
N
D
S
U
M
M
A
R
Y

CITI GLOBAL IMPACT FUNDING
Account Number 692-72495-13 643

Details of Short Term Gain (Loss) 2009 - continued

Reference number	Quantity	Security Description	Opening Trade Date	Closing Trade Date	Sale Proceeds	Original Cost Adjusted Cost	Original Gain/(Loss) Adjusted Gain/(Loss)	Ordinary Income Capital Gain/(Loss)
125014680	141	MORGAN STANLEY	12/30/08	05/06/09	\$ 4,044 19	\$ 2,082 47	\$ 1,961 72	\$ 0 00
						\$ 2,082 47	\$ 1,961 72	\$ 0 00
125014690	246	MORGAN STANLEY	12/30/08	05/19/09	7,284 49	3,633 25	3,651 24	0 00
						3,633 25	3,651 24	0 00
125014700	58	MORGAN STANLEY Morgan Stanley Smi th Barney LLC acted as yo ur agent in this transa	12/30/08	06/12/09	1,721 41	856 62	864 79	0 00
						856 62	864 79	0 00
125014710	2,333	MORGAN STANLEY Morgan Stanley Smi th Barney LLC acted as yo ur agent in this transa	12/30/08	06/30/09	67,231 84	34,456 78	32,775 06	0 00
	230		04/03/09		6,628 08	5,355 78	1,272 30	0 00
						5,355 78	1,272 30	0 00
125014720	284	MOSAIC COMPANY	03/02/09	03/04/09	12,098 33	11,397 69	700 64	0 00
						11,397 69	700 64	0 00
125014730	42	MOSAIC COMPANY	03/02/09	05/06/09	1,936 23	1,685 57	250 66	0 00
						1,685 57	250 66	0 00
125014740	249	MOSAIC COMPANY	03/02/09	05/19/09	14,258.37	9,993 04	4,265 33	0 00
						9,993 04	4,265 33	0 00
125014750	31	MOSAIC COMPANY Morgan Stanley Smi th Barney LLC acted as yo ur agent in this transa	03/02/09	06/12/09	1,722 54	1,244 11	478 43	0 00
						1,244 11	478 43	0 00
125014760	97	MOSAIC COMPANY Morgan Stanley Smi th Barney LLC acted as yo ur agent in this transa	04/01/09	07/20/09	4,786 24	4,232 59	553 65	0 00
	19		04/07/09		937 51	823 05	114 46	0 00
						823 05	114 46	0 00
125014770	1,359	MOSAIC COMPANY Morgan Stanley Smi th Barney LLC acted as yo ur agent in this transa	03/02/09	08/12/09	71,478 29	54,540 35	16,937 94	0 00
	102		04/07/09		5,364 82	4,418 46	946 36	0 00
						4,418 46	946 36	0 00
125014780	750	MUNICH RE GROUP	12/30/08	04/08/09	9,599 75	11,625 00	(2,025 25)	0 00
						11,625 00	(2,025 25)	0 00
125014790	204	MUNICH RE GROUP	12/30/08	04/16/09	2,723 33	3,162 00	(438 67)	0 00
						3,162 00	(438 67)	0 00
125014800	414	MUNICH RE GROUP UNSPON ADR Morgan Stanley Smi th Barney LLC acted as yo ur agent in this transa	12/30/08	07/20/09	5,795 85	6,417 00	(621 15)	0 00
	57		01/21/09		797 98	769 50	28 48	0 00
						769 50	28 48	0 00

2
0
0
9

Y
E
A
R

E
N
D

S
U
M
M
A
R
Y

CITI GLOBAL IMPACT FUNDING
Account Number 692-72495-13 643

Details of Short-Term Gain (Loss) 2009 - continued

Reference number	Quantity	Security Description	Opening Trade Date	Closing Trade Date	Sale Proceeds	Original Cost Adjusted Cost	Original Gain/(Loss) Adjusted Gain/(Loss)	Ordinary Income Capital Gain/(Loss)
125014810	31	MUNICH RE GROUP UNSPON ADR MorganStanley SmithBarney LLC acted as your agent in this transaction	01/21/09	09/23/09	\$ 497 53	\$ 418 50 \$ 418 50	\$ 79 03 \$ 79.03	\$ 0 00 \$ 0 00
125014820	42	MUNICH RE GROUP UNSPON ADR MorganStanley SmithBarney LLC acted as your agent in this transaction	01/21/09	10/27/09	687 10	567 00 567 00	120 10 120 10	0 00 0 00
125014900	307	MURPHY OIL CORP MorganStanley SmithBarney LLC	12/30/08	11/24/09	17,634 79	13,187.06 13,187 06	4,447 73 4,447 73	0 00 0 00
	86	acted as your agent in this transaction	01/21/09		4,940 04	3,933 47 3,933 47	1,006 57 1,006 57	0 00 0.00
125014910	205	NASDAQ OMX GROUP INC	12/30/08	03/04/09	4,156 14	4,692 08 4,692 08	(535 94) (535 94)	0 00 0 00
125014920	600	NASDAQ OMX GROUP INC	12/30/08	04/07/09	11,985 35	13,732 92 13,732.92	(1,747 57) (1,747 57)	0 00 0 00
125014930	121	NASDAQ OMX GROUP INC	12/30/08	04/17/09	2,373 22	2,769 47 2,769 47	(396 25) (396 25)	0 00 0 00
	272		01/21/09		5,334 84	5,476 99 5,476 99	(142 15) (142 15)	0 00 0 00
	10		02/09/09		196 13	232.28 232 28	(36 15) (36 15)	0 00 0 00
	497		04/01/09		9,747 85	9,283 46 9,283 46	464 39 464 39	0 00 0 00
	273		04/09/09		5 354 46	5,792 57 5,792 57	(438 11) (438 11)	0 00 0 00
125014940	396	NATIONAL AUSTRALIA BK LTD SPONSORED ADR -USD-	12/30/08	04/08/09	6,129 92	5,734 08 5,734 08	395 84 395 84	0 00 0 00
125014950	1,090	NATIONAL AUSTRALIA BK LTD SPONSORED ADR -USD-	12/30/08	04/23/09	16,703 38	15,783 20 16,783 20	920 18 920.18	0 00 0 00
	3		04/09/09		45 97	47 52 47 52	(1 55) (1 55)	0 00 0 00
125014960	82	NATIONAL AUSTRALIA BK LTD SPONSORED ADR -USD- Morgan Stanley Smi th Barney LLC acted as yo	04/09/09	07/20/09	1,605 51	1,298 88 1,298 88	306 63 306.63	0 00 0 00
125014970	102	NATIONAL GRID PLC GBP SPONS ADR NEW	12/30/08	03/04/09	4,104 45	5,012 28 5,012 28	(907 83) (907 83)	0 00 0 00

2009 YEAR END SUMMARY

Corrected Copy as of 03/31/10
Ref 00009496 00245715

CITI GLOBAL IMPACT FUNDING
Account Number 692-72495-13 643

Details of Short Term Gain/(Loss) 2009 - continued

Reference number	Quantity	Security Description	Opening Trade Date	Closing Trade Date	Sale Proceeds	Original Cost Adjusted Cost	Original Gain/(Loss) Adjusted Gain/(Loss)	Ordinary Income Capital Gain/(Loss)
125014980	115	NATIONAL GRID PLC GBP SPONS ADR NEW	12/30/08	07/20/09	\$ 5,405 32	\$ 5,651 10	(\$ 245 78)	\$ 0 00
	4	Morgan Stanley Smith Barney LLC acted as yo	01/21/09		188 01	180 12	7 89	0 00
						180 12	7 89	0 00
125014990	1	NATIONAL GRID PLC GBP SPONS ADR NEW MorganStanley SmithBarney LLC acted as your agent	01/21/09	09/23/09	50 32	45 03	5 29	0 00
						45 03	5 29	0 00
125015000	1	NATIONAL GRID PLC GBP SPONS ADR NEW MorganStanley SmithBarney LLC acted as your agent	01/21/09	10/27/09	49 07	45 03	4 04	0 00
						45.03	4 04	0 00
125015010	138	NAVISTAR INTL CORP NEW	01/21/09	02/04/09	4,241 47	3,871 24	370 23	0 00
						3,871 24	370 23	0 00
125015020	150	NAVISTAR INTL CORP NEW	12/30/08	03/04/09	4,047 72	2,890 73	1,156 99	0 00
						2,890 73	1,156 99	0 00
125015030	228	NAVISTAR INTL CORP NEW	12/30/08	04/08/09	7,125 38	4,393 90	2,731 48	0 00
						4,393 90	2,731 48	0 00
125015040	132	NAVISTAR INTL CORP NEW	04/01/09	04/27/09	4,755 77	4,365 90	389 87	0 00
						4,365 90	389 87	0 00
	145		04/13/09		5,224 14	5,198 40	25 74	0 00
						5,198 40	25 74	0 00
125015050	169	NAVISTAR INTL CORP NEW Morgan Stanley Smith Barney LLC acted as yo ur agent in this transa	12/30/08	07/07/09	6 280 29	3,256 88	3,023 41	0 00
						3,256 88	3,023 41	0 00
125015060	167	NAVISTAR INTL CORP NEW Morgan Stanley Smith Barney LLC acted as yo ur agent in this transa	12/30/08	07/20/09	6,813 67	3,218 34	3,595 33	0 00
						3,218 34	3,595 33	0 00
125015070	392	NAVISTAR INTL CORP NEW Morgan Stanley Smith Barney LLC acted as yo ur agent in this transa	12/30/08	09/11/09	16,668 47	7,554 43	9,114 04	0 00
						7,554 43	9,114 04	0 00
	15		01/21/09		637 82	420 79	217 03	0 00
						420 78	217 03	0 00
125015080	21	NAVISTAR INTL CORP NEW MorganStanley SmithBarney LLC acted as your agent in this transaction	01/21/09	10/20/09	829 89	589 10	240 79	0 00
						589 10	240 78	0 00

2
0
0
9
Y
E
A
R
E
N
D
S
U
M
M
A
R
Y

CITI GLOBAL IMPACT FUNDING
Account Number 692-72495-13 643

Details of Short Term Gain (Loss) 2009 - *continued*

Reference number	Quantity	Security Description	Opening Trade Date	Closing Trade Date	Sale Proceeds	Original Cost Adjusted Cost	Original Gain/(Loss) Adjusted Gain/(Loss)	Ordinary Income Capital Gain/(Loss)
125015090	125	NESTLE S A SPONSORED ADR	12/30/08	02/04/09	\$ 4,221.22	\$ 4,937.14 \$ 4,937.14	(\$ 715.92) (\$ 715.92)	\$ 0.00 \$ 0.00
125015100	657	NESTLE S A SPONSORED ADR	12/30/08	03/04/09	20,445.72	25,949.59 25,949.59	(5,503.87) (5,603.87)	0.00 0.00
125015110	556	NESTLE S A SPONSORED ADR	12/30/08	04/08/09	19,130.68	21,960.39 21,960.39	(2,829.71) (2,829.71)	0.00 0.00
125015120	114	NESTLE S A SPONSORED ADR	12/30/08	05/06/09	3,927.19	4,502.67 4,502.67	(575.48) (575.48)	0.00 0.00
125015130	293	NESTLE S A SPONSORED ADR	12/30/08	05/19/09	10,679.57	11,572.65 11,572.65	(893.08) (893.08)	0.00 0.00
125015140	140	NESTLE S A SPONSORED ADR Morgan Stanley Smith Barney LLC acted as your agent in this transaction	12/30/08	06/12/09	5,095.86	5,529.59 5,529.59	(433.73) (433.73)	0.00 0.00
125015150	777	NESTLE S A SPONSORED ADR Morgan Stanley Smith Barney LLC acted as your agent in this transaction	12/30/08	07/20/09	31,071.43	30,689.25 30,689.25	382.18 382.18	0.00 0.00
125015160	82	NESTLE S A SPONSORED ADR Morgan Stanley Smith Barney LLC acted as your agent in this transaction	12/30/08	09/23/09	3,525.90	3,238.76 3,238.76	287.14 287.14	0.00 0.00
125015170	353	NESTLE S A SPONSORED ADR Morgan Stanley Smith Barney LLC acted as your agent in this transaction	12/30/08	10/16/09	15,079.77	13,942.48 13,942.48	1,137.29 1,137.29	0.00 0.00
125015180	30	NESTLE S A SPONSORED ADR Morgan Stanley Smith Barney LLC acted as your agent in this transaction	12/30/08	10/27/09	1,382.96	1,184.91 1,184.91	198.05 198.05	0.00 0.00
125015210	341	NIKE INC CL B	01/21/09	03/26/09	16,004.87	15,392.23 15,392.23	612.64 612.64	0.00 0.00
125015220	117	NINTENDO CO LTD ADR NEW	10/30/08	03/04/09	4,082.10	4,605.35 4,605.35	(523.25) (523.25)	0.00 0.00
125015230	197	NINTENDO CO LTD ADR NEW	10/30/08	04/08/09	7,115.59	7,754.32 7,754.32	(638.73) (638.73)	0.00 0.00

2
0
0
9
Y
E
A
R
E
N
D
S
U
M
M
A
R
Y

Corrected Copy as of 03/31/10
Ref 00009496 00245717

CITI GLOBAL IMPACT FUNDING
Account Number 692-72495-13 643

Details of Short Term Gain (Loss) 2009 *continued*

Reference number	Quantity	Security Description	Opening Trade Date	Closing Trade Date	Sale Proceeds	Original Cost Adjusted Cost	Original Gain/(Loss) Adjusted Gain/(Loss)	Ordinary Income Capital Gain/(Loss)
125015240	56	NINTENDO CO LTD ADR NEW	10/30/08	05/06/09	\$ 1,957 70	\$ 2,204 27 \$ 2,204 27	(\$ 246 57) (\$ 246 57)	\$ 0 00 \$ 0 00
125015250	104	NINTENDO CO LTD ADR NEW Morgan Stanley Smith Barney LLC acted as your agent in this transaction	01/21/09	07/20/09	3,520 30	4,469 64 4,469 64	(949 34) (949 34)	0 00 0 00
125015260	21	NINTENDO CO LTD ADR NEW Morgan Stanley Smith Barney LLC acted as your agent in this transaction	10/30/08	09/23/09	687 94	826 60 826 60	(138 66) (138 66)	0 00 0 00
125015270	21	NINTENDO CO LTD ADR NEW Morgan Stanley Smith Barney LLC acted as your agent in this transaction	10/30/08	10/27/09	686 68	826 60 826 60	(139 92) (139 92)	0 00 0 00
125015280	430	NOKIA CORP SPONSORED ADR	06/17/08	03/04/09	4 090 13	11,025 24 11,025 24	(6,935 11) (6,935 11)	0 00 0 00
125015290	819	NOKIA CORP SPONSORED ADR	06/17/08	04/08/09	10,681 12	20,999 24 20,999 24	(10,318 12) (10,318 12)	0 00 0 00
125015300	188	NOKIA CORP SPONSORED ADR	06/17/08	04/16/09	2,797 68	4,820 34 4,820 34	(2,022 66) (2,022 66)	0 00 0 00
125015310	107	NOKIA CORP SPONSORED ADR Morgan Stanley Smith Barney LLC acted as your agent in this transaction	06/17/08	06/12/09	1 671 56	2,743 49 2,743 49	(1,071 93) (1,071 93)	0 00 0 00
125015350	182	NOBLE ENERGY INC	04/03/09	04/08/09	10 792 14	10,809 71 10,809 71	(17 57) (17 57)	0 00 0 00
125015360	26	NOBLE ENERGY INC Morgan Stanley Smith Barney LLC acted as your agent in this transaction	04/03/09	06/12/09	1,735 19	1,544 24 1,544 24	190 95 190 95	0 00 0 00
125015370	179	NOBLE ENERGY INC Morgan Stanley Smith Barney LLC acted as your agent in this transaction	04/06/09	07/20/09	10,643 11	10,669 66 10,669 66	(26 55) (26 55)	0 00 0 00
125015380	14	NOBLE ENERGY INC Morgan Stanley Smith Barney LLC acted as your agent in this transaction	04/06/09	09/23/09	950 43	834 50 834 50	115 93 115 93	0 00 0 00

2
0
0
9
Y
E
A
R
E
N
D
S
U
M
M
A
R
Y

CITI GLOBAL IMPACT FUNDING
Account Number 692-72495-13 643

Details of Short Term Gain (Loss) 2009 - continued

Reference number	Quantity	Security Description	Opening Trade Date	Closing Trade Date	Sale Proceeds	Original Cost Adjusted Cost	Original Gain/(Loss) Adjusted Gain/(Loss)	Ordinary Income Capital Gain/(Loss)
125015390	86	NOBLE ENERGY INC MorganStanley SmithBarney LLC acted as your agent in this transaction	04/03/09	10/16/09	\$ 6,311 71	\$ 5,107 88 \$ 5,107 88	\$ 1,203 83 \$ 1,203 83	\$ 0 00 \$ 0 00
125015400	682	NOMURA HOLDINGS INC ADR	12/30/08	02/04/09	4 216 57	5,574 12 5,574 12	(1,357 55) (1,357 55)	0 00 0 00
125015410	1,676	NOMURA HOLDINGS INC ADR	12/30/08	04/08/09	9,611 78	13,698 29 13,698 29	(4,086 51) (4,086 51)	0 00 0 00
125015420	295	NOMURA HOLDINGS INC ADR	12/30/08	05/06/09	1,959 33	2,411 09 2,411 09	(451 76) (451 76)	0 00 0 00
125015430	188	NOMURA HOLDINGS INC ADR Morgan Stanley Smi th Barney LLC acted as yo ur agent in this transa	12/30/08	06/12/09	1,760 01	1,536 56 1,536 56	223 45 223 45	0 00 0 00
125015440	776	NOMURA HOLDINGS INC ADR Morgan Stanley Smi th Barney LLC acted as yo ur agent in this transa	12/30/08	07/20/09	6,248 41	6,342 41 6,342 41	(94 00) (94 00)	0 00 0 00
125015450	123	NOMURA HOLDINGS INC ADR MorganStanley SmithBarney LLC acted as your agent in this transaction	12/30/08	09/23/09	953 53	1,005 30 1,005 30	(51 77) (51 77)	0 00 0 00
125015460	41	NOMURA HOLDINGS INC ADR MorganStanley SmithBarney LLC acted as your agent in this transaction	12/30/08	10/27/09	283 81	335 10 335 10	(51 29) (51 29)	0 00 0 00
125015470	241	NORDEA BK AB SWEDEN-EUR Morgan Stanley Smi th Barney LLC acted as yo ur agent in this transa	04/09/09	07/20/09	2,021 93	1,590 60 1,590 60	431 33 431 33	0 00 0 00
125015480	54	NORDEA BK AB SWEDEN-EUR MorganStanley SmithBarney LLC acted as your agent in this transaction	04/09/09	09/23/09	572 38	356 40 356 40	215 98 215 98	0 00 0 00
125015490	152	NORDEA BK AB SWEDEN-EUR MorganStanley SmithBarney LLC acted as your agent in this transaction	04/09/09	10/16/09	1,574 67	1,003 20 1,003.20	571 47 571 47	0 00 0 00

2
0
0
9
Y
E
A
R
E
N
D
S
U
M
M
A
R
Y

CITI GLOBAL IMPACT FUNDING
Account Number 692-72495-13 643

Details of Short Term Gain (Loss) 2009 *continued*

Reference number	Quantity	Security Description	Opening Trade Date	Closing Trade Date	Sale Proceeds	Original Cost Adjusted Cost	Original Gain/(Loss) Adjusted Gain/(Loss)	Ordinary Income Capital Gain/(Loss)
125015500	6	NORDEA BK AB SWEDEN-EUR MorganStanley SmithBarney LLC acted as your agent in this transaction	04/09/09	10/27/09	\$ 63 77	\$ 39 60 \$ 39 60	\$ 24 17 \$ 24 17	\$ 0 00 \$ 0 00
125015510	220	NORFOLK SOUTHERN CORP	08/25/08	02/04/09	8,459 28	15,410 38 15,410 38	(6,951 10) (6,951 10)	0 00 0 00
125015520	258	NORFOLK SOUTHERN CORP	08/25/08	04/08/09	9,218.62	18,072 18 18,072 18	(8,853 56) (8,853 56)	0 00 0 00
125015530	43	NORFOLK SOUTHERN CORP Morgan Stanley Smi th Barney LLC acted as yo ur agent in this transa	08/25/08	06/12/09	1,778 60	3,012 03 3,012 03	(1,233 43) (1,233 43)	0 00 0 00
125015540	442	NORFOLK SOUTHERN CORP Morgan Stanley Smi th Barney LLC acted as yo ur agent in this transa	08/25/08	07/20/09	18,829 59	30,960 86 30,960.86	(12,131 27) (12,131.27)	0 00 0 00
125015550	747	NORFOLK SOUTHERN CORP Morgan Stanley Smi th Barney LLC acted as yo ur agent in this transa	01/21/09	09/09/09	36,543 57	26,638 02 26,638 02	9,905 55 9,905 55	0 00 0 00
125015560	507	NORTHEAST UTILITIES	12/30/08	02/04/09	12,651 34	12,020 46 12,020.46	630 88 630 88	0 00 0 00
125015570	754	NORTHEAST UTILITIES	12/30/08	04/08/09	16,053 75	17,876 59 17,876 59	(1,822 84) (1,822 84)	0 00 0 00
125015580	130	NORTHEAST UTILITIES	12/30/08	04/16/09	2,775 62	3,082 17 3,082 17	(306 55) (306.55)	0 00 0 00
125015590	618	NORTHEAST UTILITIES Morgan Stanley Smi th Barney LLC acted as yo ur agent in this transa	12/30/08	07/20/09	13,603 07	14,652 16 14,652 16	(1,049 09) (1,049.09)	0 00 0 00
125015600	1,355	NORTHEAST UTILITIES Morgan Stanley Smi th Barney LLC acted as yo ur agent in this transa	12/30/08	09/16/09	33,291 49	32,125 70 32,125 70	1,165 79 1,165.79	0 00 0 00
	649	th Barney LLC acted as yo ur agent in this transa	01/21/09		15,945 52	15,071.73 15,071 73	873 79 873 79	0 00 0 00
	252		04/09/09		6,191.48	5,394 82 5,394 82	796 66 796 66	0 00 0 00
125015610	98	NORTHERN TRUST CORP	12/30/08	01/29/09	5,774 71	4,807 01 4,807 01	967 70 967 70	0 00 0 00

2
0
0
9
Y
E
A
R
E
N
D
S
U
M
M
A
R
Y

CITI GLOBAL IMPACT FUNDING
Account Number 692-72495-13 643

Details of Short Term Gain (Loss) 2009 - continued

Reference number	Quantity	Security Description	Opening Trade Date	Closing Trade Date	Sale Proceeds	Original Cost Adjusted Cost	Original Gain/(Loss) Adjusted Gain/(Loss)	Ordinary Income Capital Gain/(Loss)
125015620	77	NORTHERN TRUST CORP	12/30/08	03/04/09	\$ 4,121 01	\$ 3,776 93 \$ 3,776.93	\$ 344 08 \$ 344 08	\$ 0 00 \$ 0 00
125015630	44	NORTHERN TRUST CORP	12/30/08	04/16/09	2,811 08	2,158 25 2,158 25	652 83 652 83	0 00 0 00
125015640	107	NORTHERN TRUST CORP	12/30/08	05/06/09	5,924 43	5,248 47 5,248 47	675 96 675 98	0 00 0 00
125015650	67	NORTHERN TRUST CORP	12/30/08	05/19/09	3,546 48	3,286 42 3,286 42	260 06 260 08	0 00 0 00
125015660	31	NORTHERN TRUST CORP Morgan Stanley Smith Barney LLC acted as your agent in this transaction	12/30/08	06/12/09	1,712 39	1,520 58 1,520 58	191 81 191.81	0 00 0 00
125015670	312	NORTHERN TRUST CORP Morgan Stanley Smith Barney LLC acted as your agent in this transaction	12/30/08	07/20/09	17,996 31	15,303 94 15,303 94	2,692 37 2,692 37	0 00 0 00
125015680	410	NORTHERN TRUST CORP Morgan Stanley Smith Barney LLC acted as your agent in this transaction	12/30/08	09/14/09	24,031 20	20,110 95 20,110 95	3,920.25 3,920 25	0 00 0 00
125015690	307	NORTHERN TRUST CORP Morgan Stanley Smith Barney LLC acted as your agent in this transaction	12/30/08	10/21/09	16,794 76	15,058 69 15,058 69	1,736 07 1,736 07	0 00 0 00
125015700	117	NORTHROP GRUMMAN CORP	12/30/08	03/23/09	4,701 03	5,166 61 5,166 61	(465 58) (465 58)	0 00 0 00
125015710	256	NORTHROP GRUMMAN CORP	12/30/08	04/27/09	12,496 05	11,304 73 11,304.73	1,191 32 1,191 32	0 00 0 00
125015720	152	NORTHROP GRUMMAN CORP	12/30/08	07/20/09	7,186 98	6,712 18 6,712 18	474 80 474 80	0 00 0 00
	72	Morgan Stanley Smith Barney LLC acted as your agent in this transaction	01/21/09		3,404 36	3,429 36 3,429 36	(25 00) (25 00)	0 00 0 00
125015730	47	NORTHROP GRUMMAN CORP Morgan Stanley Smith Barney LLC acted as your agent in this transaction	12/30/08	09/23/09	2,433 87	2,075 48 2,075 48	358 39 358 39	0 00 0 00

2
0
0
9
Y
E
A
R
E
N
D
S
U
M
M
A
R
Y

Corrected Copy as of 03/31/10
Ref 00009496 00245721

CITI GLOBAL IMPACT FUNDING
Account Number 692-72495-13 643

Details of Short Term Gain (Loss) 2009 - continued

Reference number	Quantity	Security Description	Opening Trade Date	Closing Trade Date	Sale Proceeds	Original Cost Adjusted Cost	Original Gain/(Loss) Adjusted Gain/(Loss)	Ordinary Income Capital Gain/(Loss)
125015740	15	NORTHROP GRUMMAN CORP MorganStanley SmithBarney LLC acted as your agent in this transaction	12/30/08	10/27/09	\$ 764 38	\$ 662 39 \$ 662 39	\$ 101 99 \$ 101 99	\$ 0 00 \$ 0 00
125015750	71	NOVARTIS AG ADR	07/23/08	02/04/09	2,970 76	4,112.96 4,112 96	(1,142 20) (1,142.20)	0 00 0 00
	31		08/04/08		1,297 09	1,895 14 1,895 14	(598 05) (598 05)	0 00 0 00
125015760	238	NOVARTIS AG ADR	07/23/08	03/04/09	8,223 33	13,787 10 13,787 10	(5,563 77) (5,563 77)	0 00 0 00
125015770	412	NOVARTIS AG ADR	07/23/08	04/08/09	15,293 86	23,866 75 23,866 75	(8,572 89) (8,572 89)	0 00 0 00
125015780	75	NOVARTIS AG ADR	07/23/08	04/16/09	2,796 93	4,344 68 4,344 68	(1,547 75) (1,547 75)	0 00 0 00
125015790	446	NOVARTIS AG ADR	07/23/08	04/29/09	16,639 83	25,836 33 25,836 33	(9,196 50) (9,196 50)	0 00 0 00
	43		09/05/08		1,604 29	2,294 48 2,294 48	(690 19) (690 19)	0 00 0 00
	488		12/30/08		18,206 81	24,315.43 24,315 43	(6,108 62) (6,108 62)	0 00 0 00
125015800	248	NOVARTIS AG ADR Morgan Stanley Smi th Barney LLC acted as yo ur agent in this transa	12/30/08	07/20/09	10 720 83	12,357 02 12,357.02	(1,636 19) (1,636 19)	0 00 0 00
125015810	15	NOVARTIS AG ADR MorganStanley SmithBarney LLC acted as your agent in this transaction	12/30/08	09/23/09	736 31	747 40 747 40	(11 09) (11 09)	0 00 0 00
125015820	30	NOVARTIS AG ADR MorganStanley SmithBarney LLC acted as your agent in this transaction	12/30/08	10/27/09	1 562 73	1,494 80 1,494 80	67 93 67 93	0 00 0 00
125015830	145	NOVARTIS AG ADR MorganStanley SmithBarney LLC acted as your agent in this transaction	12/30/08	12/16/09	7,843 18	7,224 87 7,224 87	618 31 618 31	0 00 0 00
	67		01/21/09		3,624 09	3,061 80 3,061 80	562 29 562 29	0 00 0 00
125015840	259	NOVO-NORDISK A S ADR	12/30/08	03/04/09	12 313 00	13,336 07 13,336 07	(1,023 07) (1,023 07)	0 00 0 00

2
0
0
9
Y
E
A
R
E
N
D
S
U
M
M
A
R
Y

CITI GLOBAL IMPACT FUNDING
Account Number 692-72495-13 643

Details of Short Term Gain (Loss) 2009 - continued

Reference number	Quantity	Security Description	Opening Trade Date	Closing Trade Date	Sale Proceeds	Original Cost Adjusted Cost	Original Gain/(Loss) Adjusted Gain/(Loss)	Ordinary Income Capital Gain/(Loss)
125015850	1,092	NOVO-NORDISK A S ADR	12/30/08	03/17/09	\$ 51,221 94	\$ 56,227 73 \$ 56,227 73	(\$ 5,005 79) (\$ 5,005 79)	\$ 0 00 \$ 0 00
125015860	63	NOVO-NORDISK A S ADR	12/30/08	04/16/09	2,790 19	3,243 91 3,243 91	(453 72) (453 72)	0 00 0 00
125015870	248	NOVO-NORDISK A S ADR Morgan Stanley Smith Barney LLC acted as your agent in this transaction	01/21/09	07/20/09	14,086 03	12,995 45 12,995 45	1,090 58 1,090 58	0 00 0 00
125015880	12	NOVO-NORDISK A S ADR Morgan Stanley Smith Barney LLC acted as your agent in this transaction	01/21/09	09/23/09	768 22	628 81 628 81	139 41 139 41	0 00 0 00
125015890	14	NOVO-NORDISK A S ADR Morgan Stanley Smith Barney LLC acted as your agent in this transaction	12/30/08	10/27/09	901 29	720 87 720 87	180 42 180 42	0 00 0 00
125015910	276 381	NUCOR CORP	09/09/08 01/21/09	03/02/09	8,563 73 11,821 69	11,710 27 11,710 27 15,335 25 16,335 25	(3,146 54) (3,146 54) (3,513 56) (3,513 56)	0 00 0 00 0 00 0 00
125015920	169	OGE ENERGY CORP	12/30/08	02/04/09	4,214 66	4,289 41 4,289 41	(74 75) (74 75)	0 00 0 00
125015930	197	OGE ENERGY CORP	12/30/08	03/04/09	4,214 79	5,000 08 5,000 08	(785 29) (785 29)	0 00 0 00
125015940	535	OGE ENERGY CORP	12/30/08	04/08/09	12,882 46	13,578 89 13,578 89	(696 43) (696 43)	0 00 0 00
125015950	249	OGE ENERGY CORP	12/30/08	04/27/09	6,085 90	6,319 89 6,319 89	(233 99) (233 99)	0 00 0 00
125015960	293	OGE ENERGY CORP Morgan Stanley Smith Barney LLC acted as your agent in this transaction	12/30/08	07/20/09	8,471 73	7,436 66 7,436 66	1,035 07 1,035 07	0 00 0 00
125015970	38	OGE ENERGY CORP Morgan Stanley Smith Barney LLC acted as your agent in this transaction	12/30/08	09/23/09	1,257 48	964 48 964 48	293 00 293 00	0 00 0 00

2
0
0
9

Y
E
A
R

E
N
D

S
U
M
M
A
R
Y

CITI GLOBAL IMPACT FUNDING
Account Number 692-72495-13 643

Details of Short Term Gain (Loss) 2009 - continued

Reference number	Quantity	Security Description	Opening Trade Date	Closing Trade Date	Sale Proceeds	Original Cost Adjusted Cost	Original Gain/(Loss) Adjusted Gain/(Loss)	Ordinary Income Capital Gain/(Loss)
125015980	62	OGE ENERGY CORP MorganStanley SmithBarney LLC acted as your agent in this transaction	12/30/08	10/27/09	\$ 2,161.32	\$ 1,573.63 \$ 1,573.63	\$ 587.69 \$ 587.69	\$ 0.00 \$ 0.00
125015990	1,419	OGE ENERGY CORP MorganStanley SmithBarney LLC acted as your agent in this transaction	12/30/08	12/11/09	51,406.35	36,015.78 36,015.78	15,390.57 15,390.57	0.00 0.00
	401		01/21/09		14,527.09	9,731.07 9,731.07	4,796.02 4,796.02	0.00 0.00
125016000	25	OCCIDENTAL PETROLEUM CORP-DEL Morgan Stanley Smi th Barney LLC acted as yo ur agent in this transa	05/19/09	06/12/09	1,723.26	1,569.31 1,569.31	153.95 153.95	0.00 0.00
125016010	234	OCCIDENTAL PETROLEUM CORP-DEL Morgan Stanley Smi th Barney LLC acted as yo ur agent in this transa	05/19/09	07/20/09	16,183.65	14,688.72 14,688.72	1,494.93 1,494.93	0.00 0.00
125016020	15	OCCIDENTAL PETROLEUM CORP-DEL MorganStanley SmithBarney LLC acted as your agent in this transaction	05/19/09	09/23/09	1,157.44	941.58 941.58	215.86 215.86	0.00 0.00
125016030	27	OCCIDENTAL PETROLEUM CORP-DEL MorganStanley SmithBarney LLC acted as your agent in this transaction	05/19/09	10/27/09	2,183.10	1,694.85 1,694.85	488.25 488.25	0.00 0.00
125016040	130	OCEANEERING INTERNATIONAL INC	12/30/08	03/04/09	4,180.51	3,684.43 3,684.43	496.08 496.08	0.00 0.00
125016050	38	OCEANEERING INTERNATIONAL INC	12/30/08	05/06/09	1,953.90	1,076.99 1,076.99	876.91 876.91	0.00 0.00
125016060	32	OCEANEERING INTERNATIONAL INC Morgan Stanley Smi th Barney LLC acted as yo ur agent in this transa	12/30/08	06/12/09	1,702.03	906.94 906.94	795.09 795.09	0.00 0.00
125016070	308	OCEANEERING INTERNATIONAL INC Morgan Stanley Smi	12/30/08	06/23/09	13,700.72	8,729.28 8,729.28	4,971.44 4,971.44	0.00 0.00
	165	th Barney LLC acted as yo ur agent in this transa	01/21/09		7,339.67	4,975.41 4,975.41	2,364.26 2,364.26	0.00 0.00
	131		04/01/09		5,827.25	4,757.25 4,757.25	1,070.00 1,070.00	0.00 0.00

2
0
0
9
Y
E
A
R
E
N
D
S
U
M
M
A
R
Y

CITI GLOBAL IMPACT FUNDING
Account Number 692-72495-13 643

Details of Short Term Gain (Loss) 2009 - continued

Reference number	Quantity	Security Description	Opening Trade Date	Closing Trade Date	Sale Proceeds	Original Cost Adjusted Cost	Original Gain/(Loss) Adjusted Gain/(Loss)	Ordinary Income Capital Gain/(Loss)
125016080	115	OCEANEERING INTERNATIONAL INC Morgan Stanley Smith Barney LLC acted as your agent in this transaction	12/30/08	07/20/09	\$ 5,441.43	\$ 3,259.31 \$ 3,259.31	\$ 2,182.12 \$ 2,182.12	\$ 0.00 \$ 0.00
125016090	630	OLD MUTUAL PLC ADR	12/30/08	02/04/09	4,139.07	4,126.50 4,126.50	12.57 12.57	0.00 0.00
125016100	224	OLD MUTUAL PLC ADR	12/30/08	02/27/09	1,047.19	1,467.20 1,467.20	(420.01) (420.01)	0.00 0.00
	904			01/21/09	4,226.18	5,876.00 5,876.00	(1,649.82) (1,649.82)	0.00 0.00
125016110	1,620	OLD REPUBLIC INTERNATIONAL CORP	12/30/08	01/30/09	17,402.91	18,287.69 18,287.69	(884.78) (884.78)	0.00 0.00
125016120	388	OLD REPUBLIC INTERNATIONAL CORP	01/21/09	02/04/09	4,222.57	4,482.83 4,482.83	(260.26) (260.26)	0.00 0.00
125016130	2,050	OLD REPUBLIC INTERNATIONAL CORP	12/30/08	04/08/09	21,422.15	23,141.84 23,141.84	(1,719.69) (1,719.69)	0.00 0.00
125016140	347	OLD REPUBLIC INTERNATIONAL CORP	12/30/08	05/19/09	3,519.17	3,917.18 3,917.18	(398.01) (398.01)	0.00 0.00
125016150	1,424	OLD REPUBLIC INTERNATIONAL CORP Morgan Stanley Smith Barney LLC acted as your agent	12/30/08	07/20/09	13,246.41	16,075.11 16,075.11	(2,828.70) (2,828.70)	0.00 0.00
125016160	184	OLD REPUBLIC INTERNATIONAL CORP Morgan Stanley Smith Barney LLC acted as your agent	12/30/08	09/23/09	2,291.03	2,077.12 2,077.12	213.91 213.91	0.00 0.00
125016170	308	OLYMPUS CORP SPONSORED ADR	12/30/08	03/04/09	4,084.05	5,910.52 5,910.52	(1,826.47) (1,826.47)	0.00 0.00
125016180	425	OLYMPUS CORP SPONSORED ADR	12/30/08	05/11/09	7,547.80	8,155.75 8,155.75	(607.95) (607.95)	0.00 0.00
125016190	194	OLYMPUS CORP SPONSORED ADR Morgan Stanley Smith Barney LLC acted as your agent in this transaction	12/30/08	07/20/09	4,357.12	3,722.86 3,722.86	634.26 634.26	0.00 0.00
125016200	17	OLYMPUS CORP SPONSORED ADR Morgan Stanley Smith Barney LLC acted as your agent in this transaction	12/30/08	09/23/09	462.55	326.23 326.23	136.32 136.32	0.00 0.00

2
0
0
9
Y
E
A
R
E
N
D
S
U
M
M
A
R
Y

CITI GLOBAL IMPACT FUNDING
Account Number 692-72495-13 643

Details of Short Term Gain (Loss) 2009 - continued

Reference number	Quantity	Security Description	Opening Trade Date	Closing Trade Date	Sale Proceeds	Original Cost Adjusted Cost	Original Gain/(Loss) Adjusted Gain/(Loss)	Ordinary Income Capital Gain/(Loss)
125016210	86	OLYMPUS CORP SPONSORED ADR MorganStanley SmithBarney LLC acted as your agent in this transaction	12/30/08	10/16/09	\$ 2,552.41	\$ 1,650.34 \$ 1,860.34	\$ 902.07 \$ 902.07	\$ 0.00 \$ 0.00
125016220	2	OLYMPUS CORP SPONSORED ADR MorganStanley SmithBarney LLC acted as your agent in this transaction	12/30/08	10/27/09	59.81	38.38 38.38	21.43 21.43	0.00 0.00
125016230	80 307	OLYMPUS CORP SPONSORED ADR MorganStanley SmithBarney LLC acted as your agent in this transaction	12/30/08 01/21/09	11/09/09	2,468.56 9,473.10	1,535.20 5,255.84 5,255.84	933.36 4,217.26 4,217.26	0.00 0.00 0.00
125016240	175	OMNICARE INC	12/30/08	03/04/09	4,170.94	4,769.34 4,769.34	(598.40) (598.40)	0.00 0.00
125016250	975	OMNICARE INC	12/30/08	03/25/09	23,400.15	26,572.07 26,572.07	(3,171.92) (3,171.92)	0.00 0.00
125016260	240	OMNICARE INC	12/30/08	04/02/09	6,128.02	6,540.82 6,540.82	(412.80) (412.80)	0.00 0.00
125016270	241	OMNICARE INC	12/30/08	04/06/09	6,125.70	6,568.07 6,568.07	(442.37) (442.37)	0.00 0.00
125016280	74	OMNICARE INC	12/30/08	05/06/09	1,965.39	2,016.75 2,016.75	(51.36) (51.36)	0.00 0.00
125016290	89 158	OMNICARE INC Morgan Stanley Smi th Barney LLC acted as yo ur agent in this transa	12/30/08 01/21/09	07/20/09	2,224.28 3,948.71	2,425.55 4,342.24 4,342.24	(201.27) (201.27) (393.53) (393.53)	0.00 0.00 0.00 0.00
125016300	563 321	OMNICARE INC Morgan Stanley Smi th Barney LLC acted as yo ur agent in this transa	12/30/08 04/01/09	08/14/09	13,089.58 7,463.16	15,343.66 7,847.17 7,847.17	(2,254.08) (2,254.08) (384.01) (384.01)	0.00 0.00 0.00 0.00
125016310	53	OMNICOM GROUP INC Morgan Stanley Smi th Barney LLC acted as yo ur agent in this transa	04/30/09	06/12/09	1,715.16	1,676.73 1,676.73	38.43 38.43	0.00 0.00
125016320	24 200	OMNICOM GROUP INC Morgan Stanley Smi th Barney LLC acted as yo ur agent in this transa	04/30/08 05/11/09	07/20/09	801.40 6,678.32	759.27 759.27 6,435.10 6,435.10	42.13 42.13 243.22 243.22	0.00 0.00 0.00 0.00

2
0
0
9

Y
E
A
R

E
N
D

S
U
M
M
A
R
Y

Corrected Copy as of 03/31/10
Ref 00009496 00245726

CITI GLOBAL IMPACT FUNDING
Account Number 692-72495-13 643

Details of Short Term Gain (Loss) 2009 - continued

Reference number	Quantity	Security Description	Opening Trade Date	Closing Trade Date	Sale Proceeds	Original Cost Adjusted Cost	Original Gain/(Loss) Adjusted Gain/(Loss)	Ordinary Income Capital Gain/(Loss)
125016330	9	OMNICOM GROUP INC MorganStanley SmithBarney LLC acted as your agent in this transaction	04/30/09	09/23/09	\$ 339 23	\$ 284 73 \$ 284 73	\$ 54 50 \$ 54 50	\$ 0 00 \$ 0 00
125016340	77	OMNICOM GROUP INC MorganStanley SmithBarney LLC acted as your agent in this transaction	04/30/09	10/27/09	2,731 41	2,436 00 2,436 00	295 41 295 41	0 00 0 00
125016350	133	OPEN TEXT CORP	12/30/08	03/04/09	4,081 91	4,065 46 4,065 46	16 45 16 45	0 00 0 00
125016360	76	OPEN TEXT CORP	12/30/08	04/16/09	2,727 56	2,323 12 2,323 12	404 44 404,44	0 00 0 00
125016370	112	OPEN TEXT CORP	12/30/08	04/27/09	3,785 05	3,423 55 3,423 55	361 50 361 50	0 00 0 00
	170		04/03/09		5,745 17	5,585 52 5,585 52	159 65 159 65	0 00 0 00
125016380	166	OPEN TEXT CORP Morgan Stanley Smi th Barney LLC acted as yo ur agent in this transa	12/30/08	07/20/09	6,093 04	5,074 19 5,074 19	1,018 85 1,018 85	0 00 0 00
125016390	1	OPEN TEXT CORP MorganStanley SmithBarney LLC acted as your agent in this transaction	12/30/08	09/23/09	39 25	30 57 30 57	8 68 8 68	0 00 0 00
125016400	7	OPEN TEXT CORP MorganStanley SmithBarney LLC acted as your agent in this transaction	12/30/08	10/27/09	275 79	213 97 213 97	61 82 61 82	0 00 0 00
125016460	764	ORACLE CORP Morgan Stanley Smi th Barney LLC acted as yo ur agent in this transa	12/30/08	07/24/09	16,807 57	13,507 52 13,507.52	3,300 05 3,300 05	0 00 0 00
125016470	38	ORACLE CORP MorganStanley SmithBarney LLC acted as your agent in this transaction	12/30/08	10/27/09	831 49	671 84 671 84	159 65 159 65	0 00 0 00
125016480	178	O REILLY AUTOMOTIVE INC	12/30/08	01/07/09	5,185 68	5,322 47 5,322 47	(136 79) (136 79)	0 00 0 00

2
0
0
9
Y
E
A
R
E
N
D
S
U
M
M
A
R
Y

Corrected Copy as of 03/31/10
Ref 00009496 00245727

CITI GLOBAL IMPACT FUNDING
Account Number 692-72495-13 643

Details of Short Term Gain (Loss) 2009 - continued

Reference number	Quantity	Security Description	Opening Trade Date	Closing Trade Date	Sale Proceeds	Original Cost Adjusted Cost	Original Gain/(Loss) Adjusted Gain/(Loss)	Ordinary Income Capital Gain/(Loss)
125016490	178	O REILLY AUTOMOTIVE INC	12/30/08	01/14/09	\$ 4,840.50	\$ 5,322.47 \$ 5,322.47	(\$ 481.97) (\$ 481.97)	\$ 0.00 \$ 0.00
125016500	250	O REILLY AUTOMOTIVE INC	12/30/08	03/04/09	8,190.93	7,475.37 7,475.37	715.56 715.56	0.00 0.00
125016510	52	O REILLY AUTOMOTIVE INC	12/30/08	05/06/09	1,936.43	1,554.88 1,554.88	381.55 381.55	0.00 0.00
125016520	122	O REILLY AUTOMOTIVE INC Morgan Stanley Smith Barney LLC acted as your agent in this transaction	12/30/08	07/20/09	5,000.38	3,647.98 3,647.98	1,352.40 1,352.40	0.00 0.00
125016530	288 48	O REILLY AUTOMOTIVE INC Morgan Stanley Smith Barney LLC acted as your agent in this transaction	12/30/08 01/21/09	08/13/09	10,855.01 1,809.17	8,611.63 1,325.68 8,611.63 1,325.68	2,243.38 483.49 2,243.38 483.49	0.00 0.00 0.00 0.00
125016540	5	O REILLY AUTOMOTIVE INC Morgan Stanley Smith Barney LLC acted as your agent in this transaction	01/21/09	09/23/09	182.34	138.09 138.09	44.25 44.25	0.00 0.00
125016550	12	O REILLY AUTOMOTIVE INC Morgan Stanley Smith Barney LLC acted as your agent in this transaction	01/21/09	10/20/09	440.51	331.42 331.42	109.09 109.09	0.00 0.00
125016560	589	OWENS CORNING INC NEW Morgan Stanley Smith Barney LLC acted as your agent	06/24/09	07/20/09	9,430.82	7,313.32 7,313.32	2,117.50 2,117.50	0.00 0.00
125016570	945	OWENS CORNING INC NEW Morgan Stanley Smith Barney LLC acted as your agent	06/24/09	07/24/09	16,503.81	11,733.59 11,733.59	4,770.22 4,770.22	0.00 0.00
125016580	1,031	OWENS CORNING INC NEW Morgan Stanley Smith Barney LLC acted as your agent	06/24/09	09/11/09	24,534.48	12,801.41 12,801.41	11,733.07 11,733.07	0.00 0.00
125016590	12	OWENS CORNING INC NEW Morgan Stanley Smith Barney LLC acted as your agent	06/24/09	09/23/09	278.93	149.00 149.00	129.93 129.93	0.00 0.00

2009 YEAR END SUMMARY

CITI GLOBAL IMPACT FUNDING
Account Number 692-72495-13 643

Details of Short Term Gain (Loss) 2009 *continued*

Reference number	Quantity	Security Description	Opening Trade Date	Closing Trade Date	Sale Proceeds	Original Cost Adjusted Cost	Original Gain/(Loss) Adjusted Gain/(Loss)	Ordinary Income Capital Gain/(Loss)
125016600	54	OWENS ILLINOIS INC NEW MorganStanley SmithBarney LLC acted as your agent in this transaction	08/14/09	09/23/09	\$ 2,062.34	\$ 1,835.91 \$ 1,835.91	\$ 226.43 \$ 226.43	\$ 0.00 \$ 0.00
125016610	12	OWENS ILLINOIS INC NEW MorganStanley SmithBarney LLC acted as your agent in this transaction	08/14/09	10/27/09	424.51	407.98 407.98	16.53 16.53	0.00 0.00
125016620	155	PPL CORP	12/30/08	03/04/09	4,158.78	4,651.24 4,651.24	(492.46) (492.46)	0.00 0.00
125016630	96	PPL CORP	12/30/08	04/16/09	2,795.44	2,880.77 2,880.77	(85.33) (85.33)	0.00 0.00
125016640	817	PPL CORP	12/30/08	05/01/09	25,024.47	24,516.53 24,516.53	507.94 507.94	0.00 0.00
	158		01/21/09		4,839.49	4,981.27 4,981.27	(141.78) (141.78)	0.00 0.00
	193		04/13/09		5,911.54	5,475.02 5,475.02	436.52 436.52	0.00 0.00
125016650	438	PACTIV CORP	12/30/08	01/07/09	10,427.67	10,646.03 10,646.03	(218.36) (218.36)	0.00 0.00
125016660	438	PACTIV CORP	12/30/08	01/23/09	9,154.15	10,646.03 10,646.03	(1,491.88) (1,491.88)	0.00 0.00
	525		01/21/09		10,972.43	11,171.48 11,171.48	(199.05) (199.05)	0.00 0.00
125016670	55	PALL CORP MorganStanley SmithBarney LLC acted as your agent in this transaction	05/01/09	10/20/09	1,845.20	1,437.26 1,437.26	407.94 407.94	0.00 0.00
125016680	721	PANASONIC CORP ADR	12/30/08	03/04/09	8,206.59	8,858.49 8,858.49	(651.90) (651.90)	0.00 0.00
125016690	969	PANASONIC CORP ADR	12/30/08	04/08/09	11,918.49	11,905.52 11,905.52	12.97 12.97	0.00 0.00
125016700	131	PANASONIC CORP ADR	12/30/08	05/06/09	1,960.68	1,609.52 1,609.52	351.16 351.16	0.00 0.00
125016710	124	PANASONIC CORP ADR Morgan Stanley Smith Barney LLC acted as your agent in this transaction	12/30/08	06/12/09	1,690.07	1,523.51 1,523.51	166.56 166.56	0.00 0.00

2
0
0
9
Y
E
A
R
E
N
D
S
U
M
M
A
R
Y

CITI GLOBAL IMPACT FUNDING
Account Number 692-72495-13 643

Details of Short Term Gain (Loss) 2009 - continued

Reference number	Quantity	Security Description	Opening Trade Date	Closing Trade Date	Sale Proceeds	Original Cost Adjusted Cost	Original Gain/(Loss) Adjusted Gain/(Loss)	Ordinary Income Capital Gain/(Loss)
125016720	663	PANASONIC CORP ADR	01/21/09	07/20/09	\$ 8,658 55	\$ 8,295 72	\$ 362 83	\$ 0 00
	422	Morgan Stanley Smith Barney LLC acted as your agent in this transaction	04/09/09		5,511 18	5,463 85	47 33	0 00
					5,463 85	47 33	0 00	
125016730	322	PANERA BREAD CO CL A	12/30/08	03/02/09	13,990 14	16,085 61	(2,095 47)	0 00
						16,085 61	(2,095 47)	0 00
125016740	101	PANERA BREAD CO CL A	12/30/08	04/03/09	5,834 99	5,045 48	789 51	0 00
	115		01/21/09		6,643 80	5,304 95	1,338 85	0 00
						5,304 95	1,338 85	0 00
125016750	459	PAREXEL INTL CORP	12/30/08	03/04/09	4,215 61	3,993 30	222 31	0 00
						3,993 30	222 31	0 00
125016760	406	PAREXEL INTL CORP	12/30/08	04/27/09	3,289 24	3,532 20	(242 96)	0 00
	502		04/09/09		4,067 00	5,687 11	(1,620 11)	0 00
						5,687 11	(1,620 11)	0 00
125016770	278	PAREXEL INTL CORP	12/30/08	07/20/09	3,937 48	2,418 60	1,518 88	0 00
		Morgan Stanley Smith Barney LLC acted as your agent in this transaction				2,418 60	1,518 88	0 00
125016780	69	PAREXEL INTL CORP	12/30/08	09/23/09	949 58	600 30	349 28	0 00
		Morgan Stanley Smith Barney LLC acted as your agent in this transaction				600 30	349 28	0 00
125016790	208	PAREXEL INTL CORP	12/30/08	10/16/09	2,918 70	1,809 60	1,109 10	0 00
		Morgan Stanley Smith Barney LLC acted as your agent in this transaction				1,809 60	1,109 10	0 00
125016800	235	PATTERSON COMPANIES INC	02/26/09	03/04/09	4,159 71	4,415 65	(255 94)	0 00
						4,415 65	(255 94)	0 00
125016810	570	PATTERSON COMPANIES INC	02/26/09	04/08/09	10,659 01	10,710 30	(51 29)	0 00
						10,710 30	(51 29)	0 00
125016820	171	PATTERSON COMPANIES INC	02/26/09	07/20/09	3,823 51	3,213 09	610 42	0 00
		Morgan Stanley Smith Barney LLC acted as your agent in this transaction				3,213 09	610 42	0 00

2
0
0
9
Y
E
A
R
E
N
D
S
U
M
M
A
R
Y

Corrected Copy as of 03/31/10
Ref 00009496 00245730

CITI GLOBAL IMPACT FUNDING
Account Number 692-72495-13 643

Details of Short Term Gain (Loss) 2009 - continued

Reference number	Quantity	Security Description	Opening Trade Date	Closing Trade Date	Sale Proceeds	Original Cost Adjusted Cost	Original Gain/(Loss) Adjusted Gain/(Loss)	Ordinary Income Capital Gain/(Loss)
125016830	64	PATTERSON COMPANIES INC MorganStanley SmithBarney LLC acted as your agent in this transaction	02/26/09	09/23/09	\$ 1,760 03	\$ 1,202 56 \$ 1,202.56	\$ 557 47 \$ 557.47	\$ 0 00 \$ 0 00
125016840	45	PATTERSON COMPANIES INC MorganStanley SmithBarney LLC acted as your agent in this transaction	02/26/09	10/27/09	1,201 91	845 55 845 55	356 36 356 36	0 00 0 00
125016850	271	PEABODY ENERGY CORP Morgan Stanley Smi th Barney LLC acted as yo ur agent in this transa	06/30/09	07/20/09	9,371 04	8,154 28 8,154 28	1,216 76 1,216 76	0 00 0 00
125016860	27	PEABODY ENERGY CORP MorganStanley SmithBarney LLC acted as your agent in this transaction	06/30/09	09/23/09	1,051 73	812 42 812 42	239 31 239 31	0 00 0 00
125016870	172	PEABODY ENERGY CORP MorganStanley SmithBarney LLC acted as your agent in this transaction	06/30/09	10/16/09	7,220 71	5,175 41 5,175 41	2,045 30 2,045 30	0 00 0 00
125016880	13	PEABODY ENERGY CORP MorganStanley SmithBarney LLC acted as your agent in this transaction	06/30/09	10/27/09	549 41	391 16 391 16	158 25 158 25	0 00 0 00
125016890	378	PEABODY ENERGY CORP MorganStanley SmithBarney LLC acted as your agent in this transaction	06/30/09	12/21/09	17,051 67	11,373 87 11,373 87	5,677 80 5,677 80	0 00 0 00
125016900	439	PEARSON PLC SPONSORED ADR	12/30/08	02/04/09	4,211 74	4,122 34 4,122 34	89 40 89.40	0 00 0 00
125016910	820	PEARSON PLC SPONSORED ADR	12/30/08	04/08/09	8,513 02	7,700 05 7,700 05	812 97 812 97	0 00 0 00
125016920	320	PEARSON PLC SPONSORED ADR	12/30/08	05/19/09	3,560 70	3,004 89 3,004 89	555 81 555 81	0 00 0 00
125016930	168	PEARSON PLC SPONSORED ADR Morgan Stanley Smi th Barney LLC acted as yo ur agent in this transa	12/30/08	06/12/09	1,700 11	1,577 57 1,577.57	122 54 122 54	0 00 0 00

2
0
0
9
Y
E
A
R
E
N
D
S
U
M
M
A
R
Y

Corrected Copy as of 03/31/10
Ref 00009496 00245731

CITI GLOBAL IMPACT FUNDING
Account Number 692-72495-13 643

Details of Short Term Gain (Loss) 2009 - continued

Reference number	Quantity	Security Description	Opening Trade Date	Closing Trade Date	Sale Proceeds	Original Cost Adjusted Cost	Original Gain/(Loss) Adjusted Gain/(Loss)	Ordinary Income Capital Gain/(Loss)
125016940	531	PEARSON PLC SPONSORED ADR Morgan Stanley Smi th Barney LLC acted as yo ur agent in this transa	12/30/08	07/20/09	\$ 5,449 19	\$ 4,986 25 \$ 4,986 25	\$ 462 94 \$ 462 94	\$ 0 00 \$ 0 00
	173		01/21/09		1,775 35	1,562 17 1,562 17	213 18 213 18	0 00 0 00
125016950	64	PEARSON PLC SPONSORED ADR MorganStanley SmithBarney LLC acted as your agent in this transaction	01/21/09	09/23/09	813 15	577 91 577 91	235 24 235 24	0 00 0 00
125016960	26	PEARSON PLC SPONSORED ADR MorganStanley SmithBarney LLC acted as your agent in this transaction	01/21/09	10/27/09	361 46	234 78 234 78	126 68 126 68	0 00 0 00
125016970	194	PEETS COFFEE & TEA INC	12/30/08	03/04/09	4,078 24	4,393 75 4,393 75	(315 51) (315 51)	0 00 0 00
125016980	380	PEETS COFFEE & TEA INC Morgan Stanley Smi th Barney LLC acted as yo ur agent in this transa	12/30/08	07/20/09	9,977 78	8,606 31 8,606 31	1,371 47 1,371 47	0 00 0 00
125016990	2	PEETS COFFEE & TEA INC MorganStanley SmithBarney LLC acted as your agent in this transaction	12/30/08	09/23/09	55 55	45 30 45 30	10 25 10 25	0 00 0 00
125017000	10	PEETS COFFEE & TEA INC MorganStanley SmithBarney LLC acted as your agent in this transaction	12/30/08	10/27/09	282 89	226 48 226 48	56 41 56 41	0 00 0 00
125017010	22	PENN NATIONAL GAMING INC Morgan Stanley Smi th Barney LLC acted as yo ur agent in this transa	05/01/09	07/20/09	692 54	733 17 733 17	(40 63) (40 63)	0 00 0 00
125017020	28	PENN NATIONAL GAMING INC MorganStanley SmithBarney LLC acted as your agent in this transaction	05/01/09	09/23/09	777 08	933 12 933 12	(156 04) (156 04)	0 00 0 00
125017030	50	PENN NATIONAL GAMING INC MorganStanley SmithBarney LLC acted as your agent in this transaction	05/01/09	10/16/09	1,312 96	1,666 29 1,666 29	(353 33) (353 33)	0 00 0 00

2
0
0
9

Y
E
A
R

E
N
D

S
U
M
M
A
R
Y

Reserved
Client Statement
2009 Year End Summary

CITI GLOBAL IMPACT FUNDING

Account Number 692-72495-13 643

Details of Short Term Gain (Loss) 2009 - continued

Reference number	Quantity	Security Description	Opening Trade Date	Closing Trade Date	Sale Proceeds	Original Cost Adjusted Cost	Original Gain/(Loss) Adjusted Gain/(Loss)	Ordinary Income Capital Gain/(Loss)
125017040	447	PENN NATIONAL GAMING INC MorganStanley SmithBarney LLC acted as your agent in this transaction	05/01/09	10/21/09	\$ 12,969 32	\$ 14,896 63 \$ 14,896 63	(# 1,927 31) (# 1,927 31)	\$ 0 00 \$ 0 00
125017050	525	J C PENNEY CO INC	12/30/08	03/04/09	8,185 70	9,655 80 9,655 80	(1,470 10) (1,470 10)	0 00 0 00
125017060	1,085	J C PENNEY CO INC	12/30/08	04/08/09	24,109 60	19,955 32 19,955 32	4,154 28 4,154 28	0 00 0 00
125017070	110	J C PENNEY CO INC	12/30/08	04/16/09	2,918 44	2,023 12 2,023 12	895 32 895 32	0 00 0 00
125017080	464	J C PENNEY CO INC	12/30/08	04/27/09	12,666 87	8,533 89 8,533 89	4,132 98 4,132 98	0 00 0 00
125017090	61	J C PENNEY CO INC	12/30/08	05/06/09	1,956 48	1,121 91 1,121 91	834 57 834 57	0 00 0 00
125017100	206	J C PENNEY CO INC Morgan Stanley Smi th Barney LLC acted as yo ur agent in this transa	05/26/09	07/20/09	6,130 96	5,519 92 5,519 92	611 04 611 04	0 00 0 00
125017110	33	J C PENNEY CO INC MorganStanley SmithBarney LLC acted as your agent in this transaction	05/26/09	09/23/09	1,101 93	884 26 884 26	217 67 217 67	0 00 0 00
125017120	241	J C PENNEY CO INC MorganStanley SmithBarney LLC acted as your agent in this transaction	12/30/08	10/16/09	8,633 04	4,432 47 4,432 47	4,200 57 4,200 57	0 00 0 00
125017130	1,165	PERFICIENT INC	12/30/08	03/04/09	4,112.89	5,018 01 5,018 01	(905 12) (905 12)	0 00 0 00
125017140	1,020	PERFICIENT INC	12/30/08	04/27/09	6,591 07	4,393 44 4,393 44	2,197 63 2,197 63	0 00 0 00
125017150	497	PERFICIENT INC Morgan Stanley Smi th Barney LLC acted as yo ur agent in this transa	12/30/08	07/20/09	3,621 54	2,140 73 2,140 73	1,480 81 1,480 81	0 00 0 00
125017160	57	PERFICIENT INC MorganStanley SmithBarney LLC acted as your agent in this transaction	12/30/08	09/23/09	483 54	245 52 245 52	238 02 238 02	0 00 0 00

2
0
0
9
Y
E
A
R
E
N
D
S
U
M
M
A
R
Y

CITI GLOBAL IMPACT FUNDING
Account Number 692-72495-13 643

Details of Short Term Gain (Loss) 2009 - continued

Reference number	Quantity	Security Description	Opening Trade Date	Closing Trade Date	Sale Proceeds	Original Cost Adjusted Cost	Original Gain/(Loss) Adjusted Gain/(Loss)	Ordinary Income Capital Gain/(Loss)
125017170	46	PERFICIENT INC MorganStanley SmithBarney LLC acted as your agent in this transaction	12/30/08	10/27/09	\$ 377.65	\$ 198.14 \$ 198.14	\$ 179.51 \$ 179.61	\$ 0.00 \$ 0.00
125017180	386	PT TELEKOMUNAKASI INDONESIA SPONS ADR	12/30/08	03/04/09	8,258.30	9,457.43 9,457.43	(1,199.13) (1,199.13)	0.00 0.00
125017190	323	PT TELEKOMUNAKASI INDONESIA SPONS ADR	12/30/08	04/08/09	8,105.31	7,913.85 7,913.85	191.46 191.46	0.00 0.00
125017200	56	PT TELEKOMUNAKASI INDONESIA SPONS ADR Morgan Stanley Smith Barney LLC acted as yo	12/30/08	06/12/09	1,726.77	1,372.06 1,372.06	354.71 354.71	0.00 0.00
125017210	550	PT TELEKOMUNAKASI INDONESIA SPONS ADR Morgan Stanley Smith Barney LLC acted as yo	12/30/08	07/09/09	17,410.41	13,475.61 13,475.61	3,934.80 3,934.80	0.00 0.00
125017220	105	PT TELEKOMUNAKASI INDONESIA SPONS ADR Morgan Stanley Smith Barney LLC acted as yo	12/30/08	07/20/09	3,414.93	2,572.62 2,572.62	842.31 842.31	0.00 0.00
125017230	12	PT TELEKOMUNAKASI INDONESIA SPONS ADR MorganStanley SmithBarney LLC acted as your agent	12/30/08	10/27/09	424.06	294.01 294.01	130.05 130.05	0.00 0.00
125017240	190	PETROLEO BRASILEIRO SA ADR	01/21/09	02/04/09	4,239.25	3,928.14 3,928.14	311.11 311.11	0.00 0.00
125017250	198	PETROLEO BRASILEIRO SA ADR	12/30/08	03/04/09	4,433.59	3,884.36 3,884.36	549.23 549.23	0.00 0.00
125017260	231	PETROLEO BRASILEIRO SA ADR	12/30/08	05/11/09	7,355.43	4,531.76 4,531.76	2,823.67 2,823.67	0.00 0.00
125017270	89	PETROLEO BRASILEIRO SA ADR Morgan Stanley Smith Barney LLC acted as yo ur agent in this transa	06/02/09	07/20/09	2,991.43	3,222.92 3,222.92	(231.49) (231.49)	0.00 0.00
125017280	49	PETROLEO BRASILEIRO SA ADR MorganStanley SmithBarney LLC acted as your agent in this transaction	12/30/08	09/23/09	1,869.86	961.28 961.28	928.60 928.60	0.00 0.00

2009 YEAR END SUMMARY

CITI GLOBAL IMPACT FUNDING
Account Number 692-72495-13 643

Details of Short Term Gain (Loss) 2009 - continued

Reference number	Quantity	Security Description	Opening Trade Date	Closing Trade Date	Sale Proceeds	Original Cost Adjusted Cost	Original Gain/(Loss) Adjusted Gain/(Loss)	Ordinary Income Capital Gain/(Loss)
125017290	88	PETROLEO BRASILEIRO SA ADR MorganStanley SmithBarney LLC	12/30/08	10/16/09	\$ 3,762.12	\$ 1,726.39 \$ 1,726.39	\$ 2,035.73 \$ 2,035.73	\$ 0.00 \$ 0.00
	87	acted as your agent in this transaction	01/21/09		3,719.37	1,798.67 1,798.67	1,920.70 1,920.70	0.00 0.00
	123		03/16/09		5,258.43	2,965.93 2,965.93	2,292.50 2,292.50	0.00 0.00
125017300	168	PHARMACEUTICAL PRODUCT DEV INC	12/30/08	02/04/09	4,227.27	4,687.69 4,687.69	(460.42) (460.42)	0.00 0.00
125017310	169	PHARMACEUTICAL PRODUCT DEV INC	12/30/08	03/04/09	4,167.97	4,715.59 4,715.69	(547.62) (547.62)	0.00 0.00
125017320	322	PHARMACEUTICAL PRODUCT DEV INC	12/30/08	04/27/09	6,257.55	8,984.73 8,984.73	(2,727.18) (2,727.18)	0.00 0.00
125017330	149	PHARMACEUTICAL PRODUCT DEV INC Morgan Stanley Smit h Barney LLC acted as yo ur agent in this transa	12/30/08	07/20/09	3,170.63	4,157.53 4,157.53	(986.90) (986.90)	0.00 0.00
125017340	12	PHARMACEUTICAL PRODUCT DEV INC MorganStanley SmithBarney LLC acted as your agent in this transaction	12/30/08	10/27/09	278.99	334.83 334.83	(55.84) (55.84)	0.00 0.00
125017350	277	PLEXUS CORP	12/30/08	02/04/09	4,225.05	4,421.09 4,421.09	(196.04) (196.04)	0.00 0.00
125017360	333	PLEXUS CORP	12/30/08	03/04/09	4,084.55	5,314.88 5,314.88	(1,230.33) (1,230.33)	0.00 0.00
125017370	315	PLEXUS CORP	12/30/08	04/16/09	6,213.25	5,027.59 5,027.59	1,185.66 1,185.66	0.00 0.00
125017380	94	PLEXUS CORP	12/30/08	05/06/09	1,886.08	1,500.30 1,600.30	385.78 385.78	0.00 0.00
125017390	75	PLEXUS CORP Morgan Stanley Smit h Barney LLC acted as yo ur agent in this transa	12/30/08	06/12/09	1,743.10	1,197.04 1,187.04	546.06 546.06	0.00 0.00
125017400	502	PLEXUS CORP Morgan Stanley Smit h Barney LLC acted as yo ur agent in this transa	12/30/08	07/20/09	12,248.98	8,012.22 8,012.22	4,236.76 4,236.76	0.00 0.00

2
0
0
9

Y
E
A
R

E
N
D

S
U
M
M
A
R
Y

CITI GLOBAL IMPACT FUNDING
Account Number 692-72495-13 643

Details of Short Term Gain (Loss) 2009 - continued

Reference number	Quantity	Security Description	Opening Trade Date	Closing Trade Date	Sale Proceeds	Original Cost Adjusted Cost	Original Gain/(Loss) Adjusted Gain/(Loss)	Ordinary Income Capital Gain/(Loss)
125017410	4	PLEXUS CORP MorganStanley SmithBarney LLC acted as your agent in this transaction	12/30/08	09/23/09	\$ 104 63	\$ 63 84 \$ 63 84	\$ 40 79 \$ 40 79	\$ 0 00 \$ 0 00
125017420	10	PLEXUS CORP MorganStanley SmithBarney LLC acted as your agent in this transaction	12/30/08	10/27/09	255 19	159 61 159 61	95 58 95 58	0 00 0 00
125017430	221	POLO RALPH LAUREN CORP CL A	12/31/08	02/04/09	8,493 64	10,117 27 10,117 27	(1,623 63) (1,623 63)	0 00 0 00
125017440	359	POLO RALPH LAUREN CORP CL A	12/31/08	03/04/09	12,385 82	16,434 84 16,434 84	(4,049 02) (4,049 02)	0 00 0 00
125017450	344	POLO RALPH LAUREN CORP CL A	12/31/08	04/08/09	15,362 98	15,748 15 15,748 15	(385 17) (385 17)	0 00 0 00
125017460	112	POLO RALPH LAUREN CORP CL A	12/31/08	04/16/09	5,612 84	5,127 30 5,127 30	485 54 485 54	0 00 0 00
125017470	246	POLO RALPH LAUREN CORP CL A	12/31/08	04/27/09	12,791 42	11,261 76 11,261 76	1,529 66 1,529 66	0 00 0 00
125017480	307	POLO RALPH LAUREN CORP CL A Morgan Stanley Smith Barney LLC acted as your agent in this transaction	12/31/08	07/20/09	17,249 30	14,054 31 14,054 31	3,194 99 3,194 99	0 00 0 00
125017490	38	POLO RALPH LAUREN CORP CL A MorganStanley SmithBarney LLC acted as your agent in this transaction	12/31/08	09/23/09	2,906 67	1,739 62 1,739 62	1,167 05 1,167 05	0 00 0 00
125017500	34	POLO RALPH LAUREN CORP CL A MorganStanley SmithBarney LLC acted as your agent in this transaction	12/31/08	10/27/09	2,565 91	1,556 50 1,556 50	1,009 41 1,009 41	0 00 0 00
125017510	228	POLO RALPH LAUREN CORP CL A MorganStanley SmithBarney LLC acted as your agent in this transaction	12/31/08	12/01/09	18,047 01	10,437 73 10,437 73	7,609 28 7,609 28	0 00 0 00
125017520	1,067	PORTUGAL TELECOM SPON ADR	12/30/08	03/04/09	8,184 80	9,253 45 9,253 45	(1,068 65) (1,068 65)	0 00 0 00
125017530	1,156	PORTUGAL TELECOM SPON ADR	12/30/08	04/08/09	9,273 54	10,025 29 10,025 29	(751 75) (751 75)	0 00 0 00

2
0
0
9
Y
E
A
R
E
N
D
S
U
M
M
A
R
Y

Corrected Copy as of 03/31/10
Ref 00009496 00245736

CITI GLOBAL IMPACT FUNDING
Account Number 692-72495-13 643

Details of Short Term Gain (Loss) 2009: *continued*

Reference number	Quantity	Security Description	Opening Trade Date	Closing Trade Date	Sale Proceeds	Original Cost Adjusted Cost	Original Gain/(Loss) Adjusted Gain/(Loss)	Ordinary Income Capital Gain/(Loss)
125017540	794	PORTUGAL TELECOM SPON ADR	12/30/08	05/19/09	\$ 7,098 96	\$ 6,885 89 \$ 6,885 89	\$ 213 07 \$ 213 07	\$ 0 00 \$ 0 00
125017550	47	PORTUGAL TELECOM SPON ADR	12/30/08	09/23/09	503 54	407 60 407 60	95 94 95 94	0 00 0 00
	35	MorganStanley SmithBarney LLC acted as your agent in this transaction	01/21/09		374 98	281 33 281 33	93 65 93 65	0 00 0 00
125017570	65	PRAXAIR INC	01/21/09	02/18/09	4,166 17	3,927 30 3,927 30	238 87 238 87	0 00 0 00
125017580	66	PRECISION CASTPARTS CORP	01/21/09	02/04/09	4,281 39	4,033 26 4,033 26	248 13 248 13	0 00 0 00
125017590	184	PRECISION CASTPARTS CORP	12/30/08	03/02/09	9,592 13	10,545 26 10,545 26	(953 13) (953 13)	0 00 0 00
	24		01/21/09		1 251 15	1,466 64 1,466 64	(215 49) (215 49)	0 00 0 00
125017600	46	PRECISION CASTPARTS CORP	03/16/09	04/16/09	2,931 96	2,578 67 2,578 67	353 29 353 29	0 00 0 00
125017610	26	PRECISION CASTPARTS CORP	03/16/09	05/06/09	2,035 74	1,457 51 1,457 51	578 23 578 23	0 00 0 00
125017620	41	PRECISION CASTPARTS CORP Morgan Stanley Smith Barney LLC acted as your agent in this transaction	03/16/09	06/12/09	3,475 07	2,298 38 2,298 38	1,176 69 1,176 69	0 00 0 00
125017630	216	PRECISION CASTPARTS CORP Morgan Stanley Smith Barney LLC acted as your agent in this transaction	03/16/09	07/20/09	16,643 02	12,108 55 12,108 55	4,534 47 4,534 47	0 00 0 00
125017640	236	PRECISION CASTPARTS CORP Morgan Stanley Smith Barney LLC acted as your agent in this transaction	03/16/09	08/27/09	22,275 46	13,229 71 13,229 71	9,045 75 9,045 75	0 00 0 00
125017650	5	PRECISION CASTPARTS CORP Morgan Stanley SmithBarney LLC acted as your agent in this transaction	03/16/09	09/23/09	509 08	280 29 280 29	228 79 228 79	0 00 0 00
125017660	2	PRECISION CASTPARTS CORP Morgan Stanley SmithBarney LLC acted as your agent in this transaction	03/16/09	10/27/09	198 91	112 12 112 12	86 79 86 79	0 00 0 00

2
0
0
9

Y
E
A
R

E
N
D

S
U
M
M
A
R
Y

CITI GLOBAL IMPACT FUNDING
Account Number 692-72495-13 643

Details of Short Term Gain (Loss) 2009 - continued

Reference number	Quantity	Security Description	Opening Trade Date	Closing Trade Date	Sale Proceeds	Original Cost Adjusted Cost	Original Gain/(Loss) Adjusted Gain/(Loss)	Ordinary Income Capital Gain/(Loss)
125017670	725	PREMIER FOODS PLC UNSPON ADR	03/19/09	04/08/09	\$ 3,443 66	\$ 3,083 14	\$ 360 52	\$ 0 00
	490		03/20/09		2,327 44	2,070 10	257 34	0 00
						2,070 10	257 34	0 00
125017680	340	PREMIER FOODS PLC UNSPON ADR	03/20/09	05/06/09	1,920 95	1,436 40	484 55	0 00
						1,436 40	484 55	0 00
125017690	242	PREMIER FOODS PLC UNSPON ADR	03/20/09	05/11/09	1,343 07	1,022 38	320 69	0 00
	799		03/23/09		4,434 33	3,555 55	878 78	0 00
						3,555 55	878 78	0 00
125017700	241	PREMIER FOODS PLC UNSPON ADR	03/23/09	07/20/09	1,445 96	1,072 45	373 51	0 00
		Morgan Stanley Smith Barney LLC acted as your agent				1,072 45	373 51	0 00
125017710	53	PREMIER FOODS PLC UNSPON ADR	03/23/09	09/23/09	365 69	235 85	129 84	0 00
		Morgan Stanley Smith Barney LLC acted as your agent				235 85	129 84	0 00
125017720	114	PRICELINE COM INC (NEW)	06/05/09	07/20/09	13,555 50	13,387 83	167 67	0 00
		Morgan Stanley Smith Barney LLC acted as your agent in this transaction				13,387 83	167 67	0 00
125017730	112	PRICELINE COM INC (NEW)	06/05/09	08/24/09	16,800 49	13,152 96	3,647 53	0 00
		Morgan Stanley Smith Barney LLC acted as your agent in this transaction				13,152 96	3,647 53	0 00
125017740	5	PRICELINE COM INC (NEW)	06/05/09	09/23/09	810 42	587 19	223 23	0 00
		Morgan Stanley Smith Barney LLC acted as your agent in this transaction				587 19	223 23	0 00
125017750	34	PRICELINE COM INC (NEW)	06/05/09	10/12/09	5,826 87	3,992 86	1,834 01	0 00
		Morgan Stanley Smith Barney LLC acted as your agent in this transaction				3,992 86	1,834 01	0 00
125017760	5	PRICELINE COM INC (NEW)	06/05/09	10/27/09	861 92	587 19	274 73	0 00
		Morgan Stanley Smith Barney LLC acted as your agent in this transaction				587 19	274 73	0 00

2
0
0
9
Y
E
A
R
E
N
D
S
U
M
M
A
R
Y

CITI GLOBAL IMPACT FUNDING
Account Number 692-72495-13 643

Details of Short Term Gain (Loss) 2009 - *continued*

Reference number	Quantity	Security Description	Opening Trade Date	Closing Trade Date	Sale Proceeds	Original Cost Adjusted Cost	Original Gain/(Loss) Adjusted Gain/(Loss)	Ordinary Income Capital Gain/(Loss)
125017770	104	PRICELINE COM INC (NEW) MorganStanley SmithBarney LLC acted as your agent in this transaction	06/05/09	12/03/09	\$ 23,066 77	\$ 12,213 46 \$ 12,213 46	\$ 10,853 31 \$ 10,853 31	\$ 0 00 \$ 0 00
125017780	629	PROMISE CO LTD-UNSPON ADR Morgan Stanley Smi th Barney LLC acted as yo ur agent in this transa	12/30/08	07/20/09	3,025 41	7,799 60 7,799 60	(4,774 19) (4,774 19)	0 00 0 00
125017790	657	PROMISE CO LTD-UNSPON ADR MorganStanley SmithBarney LLC acted as your agent in this transaction	12/30/08	09/24/09	2,063 78	8,146 80 8,146 80	(6,083 02) (6,083 02)	0 00 0 00
	502		01/21/09		1,576 89	5,346 30 5,346 30	(3,769 41) (3,769 41)	0 00 0 00
125017800	10	PSYCHIATRIC SOLUTIONS INC MorganStanley SmithBarney LLC acted as your agent in this transaction	06/29/09	09/23/09	286 59	228 30 228 30	58 29 58 29	0 00 0 00
125017810	231	PSYCHIATRIC SOLUTIONS INC MorganStanley SmithBarney LLC acted as your agent in this transaction	06/29/09	10/27/09	5,647 99	5,273 73 5,273 73	374 26 374 26	0 00 0 00
	283		07/02/09		6,919 40	6,242 41 6,242 41	676 99 676 99	0 00 0 00
	286		07/08/09		6,992 74	6,187 32 6,187 32	805 42 805 42	0 00 0 00
125017820	31	PSYCHIATRIC SOLUTIONS INC MorganStanley SmithBarney LLC acted as your agent in this transaction	06/29/09	10/27/09	753 93	707 73 707 73	46 20 46 20	0 00 0 00
125017830	221	QUALCOMM INC Morgan Stanley Smi th Barney LLC acted as yo ur agent in this transa	06/29/09	07/20/09	10,343 99	10,164 83 10,164 83	179 16 179 16	0 00 0 00
125017840	1	QUALCOMM INC MorganStanley SmithBarney LLC acted as your agent in this transaction	06/29/09	10/27/09	41 01	45 99 45 99	(4 98) (4 98)	0 00 0 00
125017850	566	QUANTA SERVICES INC	12/30/08	01/22/09	10,617 25	10,685 63 10,685 63	(68 38) (68 38)	0 00 0 00
125017860	566	QUANTA SERVICES INC	12/30/08	05/05/09	13,203 93	10,685 63 10,685 63	2,518 30 2,518 30	0 00 0 00

2
0
0
9
Y
E
A
R
E
N
D
S
U
M
M
A
R
Y

Corrected Copy as of 03/31/10
Ref 00009496 00245739

CITI GLOBAL IMPACT FUNDING
Account Number 692-72495-13 643

Details of Short Term Gain/(Loss) 2009 - continued

Reference number	Quantity	Security Description	Opening Trade Date	Closing Trade Date	Sale Proceeds	Original Cost Adjusted Cost	Original Gain/(Loss) Adjusted Gain/(Loss)	Ordinary Income Capital Gain/(Loss)
125017870	58	QUANTA SERVICES INC Morgan Stanley Smith Barney LLC acted as your agent in this transaction	12/30/08	07/20/09	\$ 1,259 87	\$ 1,094 99 \$ 1,094 99	\$ 164 88 \$ 164 88	\$ 0 00 \$ 0 00
125017880	235	QUANTA SERVICES INC Morgan Stanley Smith Barney LLC acted as your agent in this transaction	12/30/08	08/26/09	5,379 01	4,436 61 4,436 61	942 40 942 40	0 00 0 00
	273		01/21/09		6,248 81	5,111 93 5,111 93	1,136 88 1,136 88	0 00 0 00
125017890	175	QUEST DIAGNOSTICS INC	12/30/08	03/04/09	8,236 40	8,986 34 8,986 34	(749 94) (749 94)	0 00 0 00
125017900	362	QUEST DIAGNOSTICS INC	12/30/08	04/08/09	17,070 76	18,588 88 18,588 88	(1,518 12) (1,518 12)	0 00 0 00
125017910	56	QUEST DIAGNOSTICS INC	12/30/08	04/16/09	2,760 72	2,875 63 2,875 63	(114 91) (114 91)	0 00 0 00
125017920	69	QUEST DIAGNOSTICS INC	12/30/08	05/19/09	3 580 72	3,543 18 3,543 18	37 54 37 54	0 00 0 00
125017930	34	QUEST DIAGNOSTICS INC Morgan Stanley Smith Barney LLC acted as your agent in this transaction	12/30/08	06/12/09	1,767 27	1,745 92 1,745 92	21 35 21 35	0 00 0 00
125017940	561	QUEST DIAGNOSTICS INC Morgan Stanley Smith Barney LLC acted as your agent in this transaction	12/30/08	06/26/09	30,939 25	28,807 63 28,807 63	2,131 62 2,131 62	0 00 0 00
125017950	41	QUEST DIAGNOSTICS INC Morgan Stanley Smith Barney LLC acted as your agent in this transaction	12/30/08	07/20/09	2,275 03	2,105 37 2,105 37	169 66 169 66	0 00 0 00
125017960	55	QUEST DIAGNOSTICS INC Morgan Stanley Smith Barney LLC acted as your agent in this transaction	12/30/08	09/23/09	2,948 64	2,824 28 2,824 28	124 36 124 36	0 00 0 00
125017970	30	QUEST DIAGNOSTICS INC Morgan Stanley Smith Barney LLC acted as your agent in this transaction	12/30/08	10/27/09	1,691 05	1,540 51 1,540 51	150 54 150 54	0 00 0 00
125017980	243	QUESTAR CORP	01/16/09	02/04/09	8,458 97	8,126 97 8,126 97	332 00 332 00	0 00 0 00

2
0
0
9
Y
E
A
R
E
N
D
S
U
M
M
A
R
Y

CITI GLOBAL IMPACT FUNDING
Account Number 692-72495-13 643

Details of Short Term Gain (Loss) 2009 - continued

Reference number	Quantity	Security Description	Opening Trade Date	Closing Trade Date	Sale Proceeds	Original Cost Adjusted Cost	Original Gain/(Loss) Adjusted Gain/(Loss)	Ordinary Income Capital Gain/(Loss)
125017990	89	QUESTAR CORP	01/16/09	04/16/09	\$ 2,823 00	\$ 2,976 54 \$ 2,976 54	(\$ 153 54) (\$ 153 54)	\$ 0 00 \$ 0 00
125018000	58	QUESTAR CORP	01/16/09	05/06/09	1,996 24	1,939 77 1,939 77	56 47 56 47	0 00 0 00
125018010	104	QUESTAR CORP	01/16/09	05/19/09	3,596 43	3,478 21 3,478 21	118 22 118 22	0 00 0 00
125018020	96	QUESTAR CORP Morgan Stanley Smith Barney LLC acted as your agent in this transaction	01/16/09	06/12/09	3,461 91	3,210 65 3,210 65	251 26 251 26	0 00 0 00
125018030	209	QUESTAR CORP Morgan Stanley Smith Barney LLC acted as your agent in this transaction	01/16/09	07/20/09	6,763 12	6,989 86 6,989 86	(226 74) (226 74)	0 00 0 00
125018040	124	QUESTAR CORP Morgan Stanley SmithBarney LLC acted as your agent in this transaction	01/16/09	09/23/09	4,557 13	4,147 09 4,147 09	410 04 410 04	0 00 0 00
125018050	522	QUESTAR CORP Morgan Stanley SmithBarney LLC acted as your agent in this transaction	01/16/09	10/16/09	21,292 82	17,457 93 17,457 93	3,834 89 3,834 89	0 00 0 00
125018060	14	QUESTAR CORP Morgan Stanley SmithBarney LLC acted as your agent in this transaction	01/16/09	10/27/09	573 42	468 22 468 22	105 20 105 20	0 00 0 00
125018070	1,489	RADIANT SYSTEMS INC	12/30/08	04/08/09	8,027 44	4,272 54 4,272 54	3,754 90 3,754 90	0 00 0 00
125018080	894	RADIANT SYSTEMS INC Morgan Stanley Smith Barney LLC acted as your agent in this transaction	12/30/08	07/20/09	8,217 43	2,565 24 2,565 24	5,652 19 5,652 19	0 00 0 00
125018090	38	RADIANT SYSTEMS INC Morgan Stanley SmithBarney LLC acted as your agent in this transaction	12/30/08	10/27/09	367 45	109 04 109 04	258 41 258 41	0 00 0 00
125018100	33	RALCORP HLDGS INC NEW	03/02/09	05/06/09	1,939 69	1,957 89 1,957 89	(18 20) (18 20)	0 00 0 00

2
0
0
9
Y
E
A
R
E
N
D
S
U
M
M
A
R
Y

CITI GLOBAL IMPACT FUNDING
Account Number 692-72495-13 643

Details of Short Term Gain(Loss) 2009 - continued

Reference number	Quantity	Security Description	Opening Trade Date	Closing Trade Date	Sale Proceeds	Original Cost Adjusted Cost	Original Gain/(Loss) Adjusted Gain/(Loss)	Ordinary Income Capital Gain/(Loss)
125018110	109	RALCORP HLDGS INC NEW Morgan Stanley Smi th Barney LLC acted as yo ur agent in this transa	03/02/09	07/20/09	\$ 6,680 54	\$ 6,466 97 \$ 6,466 97	\$ 213 57 \$ 213 57	\$ 0 00 \$ 0 00
125018120	26	RALCORP HLDGS INC NEW Morgan Stanley Smi	03/02/09	07/22/09	1,598 70	1,542 58 1,542 58	56 12 56 12	0 00 0 00
	46	th Barney LLC acted as yo ur agent in this transa	04/01/09		2,828 47	2,491 31 2,491 31	337 16 337 16	0 00 0 00
	108		04/03/09		6,640 74	5,851 12 5,851 12	789 62 789 62	0 00 0 00
125018130	600	RAYMOND JAMES FINANCIAL CORP	12/30/08	03/04/09	8,422 15	9,894 84 9,894 84	(1,472 69) (1,472 69)	0 00 0 00
125018140	339	RAYMOND JAMES FINANCIAL CORP	12/30/08	04/16/09	5,561 18	5,590 58 5,590 58	(29 40) (29 40)	0 00 0 00
125018150	226	RAYMOND JAMES FINANCIAL CORP	12/30/08	05/06/09	4,029 92	3,727 06 3,727 06	302 86 302 86	0 00 0 00
125018160	413	RAYMOND JAMES FINANCIAL CORP	12/30/08	05/19/09	7,079 46	6,810 95 6,810 95	268 51 268 51	0 00 0 00
125018170	97	RAYMOND JAMES FINANCIAL CORP Morgan Stanley Smi th Barney LLC acted as yo ur agent in this transa	12/30/08	06/12/09	1,721 73	1,599 67 1,599 67	122 06 122 06	0 00 0 00
125018180	550	RAYMOND JAMES FINANCIAL CORP Morgan Stanley Smi	12/30/08	07/20/09	10,241 29	9,070 27 9,070 27	1,171 02 1,171 02	0 00 0 00
	462	th Barney LLC acted as yo ur agent in this transa	04/01/09		8,602 68	8,604 84 8,604 84	(2 16) (2 16)	0 00 0 00
	236		04/06/09		4,394 44	4,485 89 4,485 89	(91 45) (91 45)	0 00 0 00
125018190	122	RAYMOND JAMES FINANCIAL CORP MorganStanley SmithBarney LLC acted as your agent in this transaction	12/30/08	09/23/09	3,106 35	2,011 95 2,011 95	1,094 40 1,094 40	0 00 0 00
125018200	67	RAYMOND JAMES FINANCIAL CORP MorganStanley SmithBarney LLC acted as your agent in this transaction	12/30/08	10/27/09	1,632 41	1,104 92 1,104 92	527 49 527 49	0 00 0 00

2
0
0
9

Y
E
A
R

E
N
D

S
U
M
M
A
R
Y

Corrected Copy as of 03/31/10
Ref 00009496 00245742

CITI GLOBAL IMPACT FUNDING
Account Number 692-72495-13 643

Details of Short Term Gain (Loss) 2009 - continued

Reference number	Quantity	Security Description	Opening Trade Date	Closing Trade Date	Sale Proceeds	Original Cost Adjusted Cost	Original Gain/(Loss) Adjusted Gain/(Loss)	Ordinary Income Capital Gain/(Loss)
125018270	208	REED ELSEVIER NV MorganStanley SmithBarney LLC	01/21/09	10/14/09	\$ 4,769 36	\$ 4,871 36	(\$ 102 00)	\$ 0 00
	7	acted as your agent in this transaction	04/09/09		160 51	145 18	15 33	0 00
125018280	7	REED ELSEVIER NV MorganStanley SmithBarney LLC	04/09/09	10/27/09	166 57	145 18	21 39	0 00
		acted as your agent in this transaction				145 18	21 39	0 00
125018290	420	REPSOL S A SPONSORED ADR	12/30/08	04/08/09	7,783 86	8,947 72	(1,163 86)	0 00
						8,947 72	(1,163 86)	0 00
125018300	161	REPSOL S A SPONSORED ADR Morgan Stanley Smi th Barney LLC acted as yo ur agent in this transa	12/30/08	07/20/09	3,773 10	3,429 96	343 14	0 00
						3,429 98	343 14	0 00
125018310	16	REPSOL S A SPONSORED ADR MorganStanley SmithBarney LLC	12/30/08	09/23/09	450 06	340 87	109 19	0 00
		acted as your agent in this transaction				340 87	109 19	0 00
125018320	11	REPSOL S A SPONSORED ADR MorganStanley SmithBarney LLC	12/30/08	10/27/09	301 94	234 34	67 60	0 00
		acted as your agent in this transaction				234 34	67 60	0 00
125018330	402	REPUBLIC SVCS INC	12/30/08	04/08/09	7,513 98	9,459 02	(1,945 04)	0 00
						9,459 02	(1,945 04)	0 00
125018340	297	REPUBLIC SVCS INC Morgan Stanley Smi th Barney LLC acted as yo ur agent in this transa	12/30/08	07/20/09	7,847 33	6,988 38	858 95	0 00
						6,988 38	858 95	0 00
125018350	47	REPUBLIC SVCS INC MorganStanley SmithBarney LLC	12/30/08	09/23/09	1,266 14	1,105 90	160 24	0 00
		acted as your agent in this transaction				1,105 90	160 24	0 00
125018360	605	REPUBLIC SVCS INC	12/30/08	10/13/09	16,099 78	14,235 59	1,864 19	0 00
	204	MorganStanley SmithBarney LLC acted as your agent in this transaction	04/01/09		5,428 69	3,423 10	2,005 59	0 00
						3,423 10	2,005 59	0 00
125018390	225	REXAM PLC SPONS ADR -NEW-	01/21/09	03/11/09	3,552 96	4,936 50	(1,383 54)	0 00
						4,936 50	(1,383 54)	0 00

2
0
0
9

Y
E
A
R

E
N
D

S
U
M
M
A
R
Y

Corrected Copy as of 03/31/10
Ref 00009496 00245743

CITI GLOBAL IMPACT FUNDING
Account Number 692-72495-13 643

Details of Short Term Gain (Loss) 2009 - continued

Reference number	Quantity	Security Description	Opening Trade Date	Closing Trade Date	Sale Proceeds	Original Cost Adjusted Cost	Original Gain/(Loss) Adjusted Gain/(Loss)	Ordinary Income Capital Gain/(Loss)
125018400	286	REXAM PLC SPONS ADR -NEW-	01/21/09	04/08/09	\$ 5,905.74	\$ 6,274.84	(\$ 369.10)	\$ 0.00
	174		03/23/09		3,593.01	3,426.06	166.95	0.00
						3,426.06	166.95	0.00
125018410	70	REXAM PLC SPONS ADR -NEW- Morgan Stanley Smith Barney LLC acted as yo	03/23/09	07/20/09	1,821.35	1,378.30	443.05	0.00
						1,378.30	443.05	0.00
125018420	213	REXAM PLC SPONS ADR -NEW- SALE OF RTS ON 213 0000 SHS RECORD 08/05/09 PAY 08/26/09	08/05/09	08/05/09	503.03	01	503.02	0.00
						01	503.02	0.00
125018430	68	RIVERBED TECHNOLOGY INC	05/16/08	04/16/09	1,019.53	1,171.10	(151.57)	0.00
	124		06/02/08		1,859.14	2,170.85	(311.71)	0.00
						2,170.85	(311.71)	0.00
125018450	606	RIVERBED TECHNOLOGY INC Morgan Stanley Smith Barney LLC acted as yo ur agent in this transa	07/16/08	07/02/09	13,767.12	9,443.11	4,324.01	0.00
						9,443.11	4,324.01	0.00
125018480	451	ROCHE HLDG LTD SPON ADR	08/08/08	03/04/09	12,294.19	19,789.36	(7,495.17)	0.00
						19,789.36	(7,495.17)	0.00
125018490	298	ROCHE HLDG LTD SPON ADR	08/08/08	03/17/09	9,172.38	13,075.89	(3,903.51)	0.00
						13,075.89	(3,903.51)	0.00
125018500	71	ROCHE HLDG LTD SPON ADR	08/08/08	04/08/09	2,330.37	3,115.40	(785.03)	0.00
	26		09/05/08		853.38	1,078.35	(224.97)	0.00
	334		10/06/08		10,962.60	12,846.66	(1,884.06)	0.00
	55		12/30/08		1,805.22	2,105.12	(299.90)	0.00
						2,105.12	(299.90)	0.00
125018510	51	ROCHE HLDG LTD SPON ADR Morgan Stanley Smith Barney LLC acted as yo ur agent in this transa	12/30/08	06/12/09	1,739.05	1,952.03	(212.98)	0.00
						1,952.03	(212.98)	0.00

2
0
0
9
Y
E
A
R
E
N
D
S
U
M
M
A
R
Y

Corrected Copy as of 03/31/10
Ref 00009496 00245744

CITI GLOBAL IMPACT FUNDING
Account Number 692-72495-13 643

Details of Short Term Gain (Loss) 2009 *continued*

Reference number	Quantity	Security Description	Opening Trade Date	Closing Trade Date	Sale Proceeds	Original Cost Adjusted Cost	Original Gain/(Loss) Adjusted Gain/(Loss)	Ordinary Income Capital Gain/(Loss)
125018520	589	ROCHE HLDG LTD SPON ADR Morgan Stanley Smi th Barney LLC acted as yo ur agent in this transa	12/30/08	07/20/09	\$ 20,967 86	\$ 22,543 97 \$ 22,543 97	(\$ 1,576 11) (\$ 1,576.11)	\$ 0 00 \$ 0 00
125018530	46	ROCHE HLDG LTD SPON ADR MorganStanley SmithBarney LLC acted as your agent in this transaction	12/30/08	09/23/09	1,892 85	1,760 65 1,760 65	132 20 132 20	0 00 0 00
125018540	33	ROCHE HLDG LTD SPON ADR MorganStanley SmithBarney LLC acted as your agent in this transaction.	12/30/08	10/27/09	1,321 94	1,263.08 1,263 08	58 86 58 86	0 00 0 00
125018550	204	ROLLS ROYCE GROUP PLC SPONSORED ADR	08/14/08	03/04/09	4,090 17	7,472.03 7,472 03	(3,381 86) (3,381 86)	0 00 0 00
125018560	62	ROLLS ROYCE GROUP PLC SPONSORED ADR Morgan Stanley Smi th Barney LLC acted as yo	08/14/08	06/12/09	1,695 65	2,270 91 2,270 91	(575 26) (575 28)	0 00 0 00
125018570	365	ROLLS ROYCE GROUP PLC SPONSORED ADR Morgan Stanley Smi th Barney LLC acted as yo	08/14/08	07/20/09	11,132 21	13,369 08 13,369 08	(2,236 87) (2,236 87)	0 00 0 00
125018590	427	ROSS STORES INC DE Morgan Stanley Smi th Barney LLC acted as yo ur agent in this transa	07/07/09	07/20/09	18,519 71	16,593 35 16,593 35	1,926 36 1,926 36	0 00 0 00
125018600	13	ROSS STORES INC DE MorganStanley SmithBarney LLC acted as your agent in this transaction	07/07/09	09/23/09	617 84	505 18 505 18	112 66 112 66	0 00 0 00
125018610	3	ROSS STORES INC DE MorganStanley SmithBarney LLC acted as your agent in this transaction	07/07/09	10/27/09	135 65	116 58 116 58	19 07 19.07	0 00 0 00
125018620	4,283 721	ROWE T PRICE SMALL-CAP VALUE CAP STK FD INC CONFIRM #001038792	12/30/08	02/04/09	91,543 12	97,668.84 97,668 84	(6,125 72) (6,125 72)	0 00 0 00

2
0
0
9

Y
E
A
R

E
N
D

S
U
M
M
A
R
Y

Corrected Copy as of 03/31/10
Ref 00009496 00245745

CITI GLOBAL IMPACT FUNDING
Account Number 692-72495-13 643

Details of Short Term Gain (Loss) 2009: continued

Reference number	Quantity	Security Description	Opening Trade Date	Closing Trade Date	Sale Proceeds	Original Cost Adjusted Cost	Original Gain/(Loss) Adjusted Gain/(Loss)	Ordinary Income Capital Gain/(Loss)
125018630	702 263	ROWE T PRICE SMALL-CAP VALUE CAP STK FD INC CONFIRM #001040875	12/30/08	03/04/09	\$ 12,401 96	\$ 16,011 60 \$ 16,011 60	(\$ 3,609 64) (\$ 3,609 64)	\$ 0 00 \$ 0 00
125018640	21,491 998	ROWE T PRICE SMALL-CAP VALUE CAP STK FD INC CONFIRM #001042955	12/30/08	04/01/09	433,923 44	490,017 55 490,017 55	(56,094 11) (56,094 11)	0 00 0 00
125018650	1,652 013	ROWE T PRICE SMALL-CAP VALUE CAP STK FD INC CONFIRM #001043940	12/30/08	04/16/09	36,641 65	37,665 90 37,665 90	(1,024 25) (1,024 25)	0 00 0 00
125018660	2,759 345	ROWE T PRICE SMALL-CAP VALUE CAP STK FD INC CONFIRM #001045493	12/30/08	05/06/09	66,500 21	62,913 07 62,913 07	3 587 14 3,587 14	0 00 0 00
125018670	3,442 997	ROWE T PRICE SMALL-CAP VALUE CAP STK FD INC CONFIRM #001046445	12/30/08	05/19/09	80,876 00	78,500 33 78,500 33	2,375 67 2,375 67	0 00 0 00
125018680	1,840	ROWE T PRICE SMALL-CAP VALUE CAP STK FD INC CONFIRM #001048064 Morgan Stanley Smi	12/30/08	06/12/09	46 018 40	41,952 00 41,952 00	4,066 40 4,066 40	0 00 0 00
125018690	15,874 97	ROWE T PRICE SMALL-CAP VALUE CAP STK FD INC CONFIRM #001050565 Morgan Stanley Smi	12/30/08	07/20/09	399,890 49	361,949 31 361,949 31	37,941 18 37,941 18	0 00 0 00
125018700	1,760 973	ROWE T PRICE SMALL-CAP VALUE CAP STK FD INC CONFIRM #001055793 MorganStanley SmithBarney LLC	12/30/08	09/23/09	50,557 53	40 150 18 40,150 18	10 407 35 10,407 35	0 00 0 00
125018710	1 223 996	ROWE T PRICE SMALL-CAP VALUE CAP STK FD INC CONFIRM #001058416 MorganStanley SmithBarney LLC	12/30/08	10/27/09	34,125 01	27,907 11 27,907 11	6,217 90 6,217 90	0 00 0 00
125018720	102	ROYAL DUTCH SHELL PLC ADR CL B	12/30/08	03/04/09	4,119 76	5,158 85 5,158 85	(1,039 09) (1,039 09)	0 00 0 00
125018730	66	ROYAL DUTCH SHELL PLC ADR CL B	12/30/08	04/16/09	2 824 72	3,338 08 3,338 08	(513 36) (513 36)	0 00 0 00
125018740	70	ROYAL DUTCH SHELL PLC ADR CL B	12/30/08	05/19/09	3,592 02	3 540 39 3,540 39	51 63 51 63	0 00 0 00

2
0
0
9
Y
E
A
R
E
N
D
S
U
M
M
A
R
Y

CITI GLOBAL IMPACT FUNDING
Account Number 692-72495-13 643

Details of Short Term Gain (Loss) 2009 - continued

Reference number	Quantity	Security Description	Opening Trade Date	Closing Trade Date	Sale Proceeds	Original Cost Adjusted Cost	Original Gain/(Loss) Adjusted Gain/(Loss)	Ordinary Income Capital Gain/(Loss)
125018750	360	ROYAL DUTCH SHELL PLC ADR CL B Morgan Stanley Smith Barney LLC acted as yo	12/30/08	06/04/09	\$ 19,938 19	\$ 18,207 72 \$ 18,207 72	\$ 1,730 47 \$ 1,730 47	\$ 0 00 \$ 0 00
125018760	52	ROYAL DUTCH SHELL PLC ADR CL B Morgan Stanley Smith Barney LLC acted as yo	12/30/08	07/20/09	2,666 39	2,630 00 2,630 00	36 39 36 39	0 00 0 00
125018770	6	ROYAL DUTCH SHELL PLC ADR CL B Morgan Stanley Smith Barney LLC acted as your agent	12/30/08	09/23/09	344 45	303 46 303 46	40 99 40 99	0 00 0 00
125018780	15	ROYAL DUTCH SHELL PLC ADR CL B Morgan Stanley Smith Barney LLC acted as your agent	12/30/08	10/27/09	923 82	758 66 758 66	165 16 165 16	0 00 0 00
125018790	310	ROYAL KPN NV SPONS ADR	12/30/08	02/04/09	4,209 77	4,547 70 4,547 70	(337 93) (337 93)	0 00 0 00
125018800	1,546	ROYAL KPN NV SPONS ADR	12/30/08	02/13/09	21,424 35	22,679 82 22,679 82	(1,255 47) (1,255 47)	0 00 0 00
125018810	224	ROYAL KPN NV SPONS ADR	12/30/08	04/16/09	2,795 44	3,286 08 3,286 08	(490 64) (490 64)	0 00 0 00
125018820	106 831 398	ROYAL KPN NV SPONS ADR Morgan Stanley Smith Barney LLC acted as yo ur agent in this transa	12/30/08 01/21/09 04/01/09	06/16/09	1,342 13 10,521 77 5,039 30	1,555.02 1,555 02 10,827 93 10,827 93 5 472 50 5,472 50	(212 89) (212 89) (306 16) (306 16) (433 20) (433 20)	0 00 0 00 0 00 0 00 0 00 0 00
125018830	210	SAIC INC	12/30/08	02/04/09	4,211 00	4,035 49 4,035 49	175 51 175 51	0 00 0 00
125018840	225	SAIC INC	12/30/08	03/04/09	4,093 10	4,323 73 4,323 73	(230 63) (230 63)	0 00 0 00
125018850	1,575	SAIC INC	12/30/08	04/08/09	27,743 85	30,266 15 30,266 15	(2,522 30) (2,522 30)	0 00 0 00
125018860	153	SAIC INC	12/30/08	04/16/09	2,813 90	2,940 14 2,940 14	(126 24) (126 24)	0 00 0 00
125018870	444	SAIC INC	12/30/08	04/27/09	8,077 04	8,532 17 8,532 17	(455 13) (455 13)	0 00 0 00

2
0
0
9
Y
E
A
R
E
N
D
S
U
M
M
A
R
Y

Corrected Copy as of 03/31/10
Ref 00009496 00245747

CITI GLOBAL IMPACT FUNDING
Account Number 692-72495-13 643

Details of Short Term Gain (Loss) 2009 *continued*

Reference number	Quantity	Security Description	Opening Trade Date	Closing Trade Date	Sale Proceeds	Original Cost Adjusted Cost	Original Gain/(Loss) Adjusted Gain/(Loss)	Ordinary Income Capital Gain/(Loss)
125018880	434	SAIC INC	12/30/08	05/01/09	\$ 7,941 99	\$ 8,340 00	(\$ 398 01)	\$ 0 00
	229		01/21/09		4,190 59	4,398 52	(207 93)	0 00
	662		04/09/09		12 114 29	11,688 93	425 36	0 00
						11,688 93	425 36	0 00
125018890	208	SBM OFFSHORE NV-EUR	04/07/09	04/16/09	2,859 92	2,828 80	31 12	0 00
						2,828 80	31 12	0 00
125018900	113	SBM OFFSHORE NV-EUR	04/07/09	05/06/09	1,943 55	1,536 80	406 75	0 00
						1,536 80	406 75	0 00
125018910	421	SBM OFFSHORE NV-EUR	04/07/09	05/11/09	7,640 95	5,725 60	1,915 35	0 00
						5,725 60	1,915 35	0 00
125018920	01	SBM OFFSHORE NV-EUR	04/07/09	06/30/09	18	13	05	0 00
		CASH IN LIEU OF 07295				13	05	0 00
	0317	RECORD 05/20/09 PAY 06/30/09	04/09/09		56	44	12	0 00
						44	12	0 00
	0312		04/13/09		54	43	11	0 00
						43	11	0 00
125018930	91	SBM OFFSHORE NV EUR Morgan Stanley Smith Barney LLC acted as yo ur agent in this transa	04/13/09	07/20/09	1,597 00	1,260 22	336 78	0 00
						1,260 22	336 78	0 00
125018940	35	SBM OFFSHORE NV-EUR MorganStanley SmithBarney LLC acted as your agent in this transaction	04/07/09	09/23/09	748 98	462 59	286 39	0 00
						462 59	286 39	0 00
125018950	106	SBM OFFSHORE NV-EUR MorganStanley SmithBarney LLC acted as your agent in this transaction	04/07/09	10/16/09	2,321 34	1,401 00	920 34	0 00
						1,401 00	920 34	0 00
125018960	623	SEI INVESTMENTS CO	12/30/08	02/04/09	8,429 76	9,316 90	(887 14)	0 00
						9,316 90	(887 14)	0 00
125018970	1,268	SEI INVESTMENTS CO	12/30/08	04/08/09	16,331 80	18,962 82	(2,631 02)	0 00
						18,962 82	(2,631 02)	0 00
125018980	186	SEI INVESTMENTS CO	12/30/08	04/16/09	2,816 33	2,781 61	34 72	0 00
						2,781 61	34 72	0 00
125018990	260	SEI INVESTMENTS CO	12/30/08	05/06/09	3,944 61	3,888 27	56 34	0 00
						3,888 27	56 34	0 00

2
0
0
9
Y
E
A
R
E
N
D
S
U
M
M
A
R
Y

Corrected Copy as of 03/31/10
Ref 00009496 00245748

CITI GLOBAL IMPACT FUNDING
Account Number 692-72495-13 643

Details of Short Term Gain (Loss) 2009 - continued

Reference number	Quantity	Security Description	Opening Trade Date	Closing Trade Date	Sale Proceeds	Original Cost Adjusted Cost	Original Gain/(Loss) Adjusted Gain/(Loss)	Ordinary Income Capital Gain/(Loss)
125019000	1,040	SEI INVESTMENTS CO Morgan Stanley Smith Barney LLC acted as your agent in this transaction	12/30/08	06/16/09	\$ 18,585 67	\$ 15,553 10 \$ 15,553 10	\$ 3,032 57 \$ 3,032 57	\$ 0 00 \$ 0 00
125019010	496	SEI INVESTMENTS CO Morgan Stanley Smith Barney LLC acted as your agent in this transaction	12/30/08	07/20/09	8,977 51	7,417 63 7,417 63	1,559 88 1,559 88	0 00 0 00
125019020	12	SEI INVESTMENTS CO Morgan Stanley Smith Barney LLC acted as your agent in this transaction	12/30/08	09/23/09	235 43	179 46 179 46	55 97 55 97	0 00 0 00
125019030	7	SEI INVESTMENTS CO Morgan Stanley Smith Barney LLC acted as your agent in this transaction	12/30/08	10/27/09	125 01	104 68 104 68	20 33 20 33	0 00 0 00
125019040	1,247 439	SEI INVESTMENTS CO Morgan Stanley Smith Barney LLC acted as your agent in this transaction	01/21/09 04/13/09	12/31/09	21,867 82 7,698 46	15,957 24 15,957 24 6,289 99 6,289 99	5,910 58 5,910 58 1,408 47 1,408 47	0 00 0 00 0 00 0 00
125019050	456	SKF AB SPONSORED ADR PAR S KR 12 50	12/30/08	02/04/09	4,172 37	4,518 96 4,518 96	(346 59) (346 59)	0 00 0 00
125019060	494	SKF AB SPONSORED ADR PAR S KR 12 50	12/30/08	03/04/09	4,124 87	4,895 54 4,895 54	(770 67) (770 67)	0 00 0 00
125019070	2,936	SKF AB SPONSORED ADR PAR S KR 12 50	12/30/08	05/01/09	31,939 62	29,095 76 29,095 76	2,843 86 2,843 86	0 00 0 00
125019080	467 1,296 455	SKF AB SPONSORED ADR PAR S KR 12 50 Morgan Stanley Smith Barney LLC acted as your agent in this transaction	12/30/08 01/21/09 05/11/09	06/01/09	5,832 26 16,185 45 5,682 39	4,627 97 4,627 97 10,756 80 10,756 80 5,127 85 5,127 85	1,204 29 1,204 29 5,428 65 5,428 65 554 54 554 54	0 00 0 00 0 00 0 00 0 00 0 00
125019090	279	SK TELECOM LTD SPON ADR Morgan Stanley Smith Barney LLC acted as your agent in this transaction	12/30/08	07/20/09	4,458 33	4,924 35 4,924 35	(466 02) (466 02)	0 00 0 00

2
0
0
9
Y
E
A
R
E
N
D
S
U
M
M
A
R
Y

CITI GLOBAL IMPACT FUNDING
Account Number 692-72495-13 643

Details of Short-Term Gain (Loss) 2009 - continued

Reference number	Quantity	Security Description	Opening Trade Date	Closing Trade Date	Sale Proceeds	Original Cost Adjusted Cost	Original Gain/(Loss) Adjusted Gain/(Loss)	Ordinary Income Capital Gain/(Loss)
125019100	5	SK TELECOM LTD SPON ADR MorganStanley SmithBarney LLC acted as your agent in this transaction	12/30/08	10/27/09	\$ 85 89	\$ 88 25 \$ 88 25	(\$ 2 36) (\$ 2 36)	\$ 0 00 \$ 0 00
125019110	16 329	SK TELECOM LTD SPON ADR MorganStanley SmithBarney LLC acted as your agent in this transaction	12/30/08 01/21/09	11/11/09	276 04 5,676 05	282 40 282 40 5,565 86 5,565.86	(6 36) (6 36) 110 19 110 19	0 00 0 00 0 00 0 00
125019120	11,068	SPDR LEHMAN INTL TREASURY BOND FUND	12/30/08	03/04/09	535,658 32	607,854 56 607,854 56	(72,196 24) (72,196 24)	0 00 0 00
125019130	266	SPDR LEHMAN INTL TREASURY BOND FUND	12/30/08	05/19/09	14,127 95	14,608.72 14,608 72	(480 77) (480 77)	0 00 0 00
125019140	32	SPDR LEHMAN INTL TREASURY BOND FUND Morgan Stanley Smi th Barney LLC acted as yo	12/30/08	06/12/09	1,720 91	1,757 44 1,757 44	(36 53) (36 53)	0 00 0 00
125019150	10,459	SPDR LEHMAN INTL TREASURY BOND FUND Morgan Stanley Smi th Barney LLC acted as yo	12/30/08	07/20/09	578,382 47	574,408 28 574,408 28	3,974 19 3,974 19	0 00 0 00
125019160	218	SPDR LEHMAN INTL TREASURY BOND FUND MorganStanley SmithBarney LLC acted as your agent	12/30/08	10/27/09	12,742 86	11,972 56 11,972 56	770 30 770.30	0 00 0 00
125019170	631	SAFEWAY INC NEW	12/30/08	05/26/09	12,613 36	14,532 81 14,532 81	(1,919 45) (1,919 45)	0 00 0 00
125019180	333	SAFEWAY INC NEW Morgan Stanley Smi th Barney LLC acted as yo ur agent in this transa	01/21/09	07/20/09	6,567 26	7,694 96 7,694 96	(1,127 70) (1,127 70)	0 00 0 00
125019190	122	SAFEWAY INC NEW MorganStanley SmithBarney LLC acted as your agent in this transaction	12/30/08	09/23/09	2,358 52	2,809 83 2,809 83	(451 31) (451 31)	0 00 0 00
125019200	1,099	SAFEWAY INC NEW MorganStanley SmithBarney LLC acted as your agent in this transaction	12/30/08	10/16/09	25,629 67	25,311 51 25,311 51	318 16 318 16	0 00 0 00

2
0
0
9

Y
E
A
R

E
N
D

S
U
M
M
A
R
Y

CITI GLOBAL IMPACT FUNDING
Account Number 692-72495-13 643

Details of Short Term Gain (Loss) 2009 - continued

Reference number	Quantity	Security Description	Opening Trade Date	Closing Trade Date	Sale Proceeds	Original Cost Adjusted Cost	Original Gain/(Loss) Adjusted Gain/(Loss)	Ordinary Income Capital Gain/(Loss)
125019210	1	SAGE GROUP PLC UNCPON ADR MorganStanley SmithBarney LLC acted as your agent in this transaction	10/13/09	10/27/09	\$ 14 71	\$ 15 14 \$ 15 14	(\$ 43) (\$.43)	\$ 0 00 \$ 0 00
125019220	693	ST JUDE MEDICAL INC	10/22/08	02/04/09	25,296 98	24,853 41 24,853 41	443 57 443 57	0 00 0 00
125019230	491	ST JUDE MEDICAL INC	10/22/08	03/04/09	16,423 90	17,608 98 17,808 98	(1,185 08) (1,185.08)	0 00 0 00
125019240	173	ST JUDE MEDICAL INC	10/22/08	04/03/09	6,004 31	6,204 38 6,204 38	(200 07) (200 07)	0 00 0 00
125019250	173	ST JUDE MEDICAL INC	10/22/08	04/06/09	6,016 90	6,204 39 6,204 38	(187 49) (187.49)	0 00 0 00
125019260	173	ST JUDE MEDICAL INC	10/22/08	04/09/09	5,949 66	6,204 38 6,204 38	(254 72) (254 72)	0 00 0 00
125019270	504	ST JUDE MEDICAL INC Morgan Stanley Smi th Barney LLC acted as yo ur agent in this transa	10/22/08	07/20/09	19,610 28	18,075 20 18,075 20	1,535 08 1,535 08	0 00 0 00
125019280	150	ST JUDE MEDICAL INC Morgan Stanley Smi th Barney LLC acted as yo ur agent in this transa	10/22/08	08/13/09	5,655 45	5,379 53 5,379 53	275 92 275 92	0 00 0 00
125019290	360 1,070 631	ST JUDE MEDICAL INC MorganStanley SmithBarney LLC acted as your agent in this transaction	10/22/08 12/30/08 01/21/09	10/12/09	12,045 29 35,801 28 21,112 71	12,910 86 34,333 63 34,333 63 19,243 79 19,243 78	(865 57) 1,467 65 1,467 65 1,868 92 1,868.92	0 00 0 00 0 00 0 00 0 00
125019300	234 100	ST JUDE MEDICAL INC MorganStanley SmithBarney LLC acted as your agent in this transaction	01/21/09 04/13/09	10/20/09	7,551 66 3,227 21	7,136 37 7,136 37 3,501 90 3,501 90	415 29 415 29 (274 69) (274 69)	0 00 0 00 0 00 0 00
125019310	10 175	ST JUDE MEDICAL INC MorganStanley SmithBarney LLC acted as your agent in this transaction	04/13/09 10/16/09	10/21/09	338 68 5,926 95	350 19 350 19 5,902 54 5,902 54	(11 51) (11 51) 24 41 24 41	0 00 0 00 0 00 0 00

2
0
0
9
Y
E
A
R
E
N
D
S
U
M
M
A
R
Y

CITI GLOBAL IMPACT FUNDING
Account Number 692-72495-13 643

Details of Short Term Gain (Loss) 2009 - continued

Reference number	Quantity	Security Description	Opening Trade Date	Closing Trade Date	Sale Proceeds	Original Cost Adjusted Cost	Original Gain/(Loss) Adjusted Gain/(Loss)	Ordinary Income Capital Gain/(Loss)
125019320	412	SANDRIDGE ENERGY INC	10/07/08	02/04/09	\$ 2,815 38	\$ 5,788 89	(\$ 2,973 51)	\$ 0 00
	205		10/08/08		1,400 86	2,989 06	(1,588 20)	0 00
					2,989 06	(1,588 20)	0 00	
125019330	1,368	SANDRIDGE ENERGY INC	10/06/08	04/08/09	10,115 55	18,759 94	(8,644 39)	0 00
						18,759 94	(8,644 39)	0 00
125019340	60	SANDRIDGE ENERGY INC	10/06/08	04/15/09	511 19	822 80	(311 61)	0 00
	175		10/07/08		1,490 98	2,458 87	(967 89)	0 00
	1,634		12/30/08		13,921 48	9,029 48	4,892 00	0 00
	257		01/07/09		2,189 61	2,055 72	133 89	0 00
					2,055 72	133 89	0 00	
125019350	189	SANDRIDGE ENERGY INC Morgan Stanley Smith Barney LLC acted as your agent in this transaction	01/07/08	07/20/09	1,843 08	1,511 79	331 29	0 00
						1,511 79	331 29	0 00
125019360	185	SANDRIDGE ENERGY INC Morgan Stanley Smith Barney LLC acted as your agent in this transaction	01/07/08	09/23/09	2,398 46	1,479 80	918 66	0 00
						1,479 80	918 66	0 00
125019370	592	SANDRIDGE ENERGY INC Morgan Stanley Smith Barney LLC acted as your agent in this transaction	01/07/08	10/16/09	8,098 41	4,735 35	3,363 06	0 00
						4,735 35	3,363 06	0 00
125019450	369	SAP AKLENGESELLSCHAFT SPONS ADR-USD	12/30/08	03/04/09	12,311 25	13,121 64	(810 39)	0 00
						13,121 64	(810 39)	0 00
125019460	639	SAP AKLENGESELLSCHAFT SPONS ADR-USD	12/30/08	04/08/09	24,097 35	22,722 84	1,374 51	0 00
						22,722 84	1,374 51	0 00
125019470	86	SAP AKLENGESELLSCHAFT SPONS ADR-USD	12/30/08	05/19/09	3,548 60	3,058 16	490 44	0 00
						3,058 16	490 44	0 00
125019480	222	SAP AG SPONS ADR-USD Morgan Stanley Smith Barney LLC acted as your agent in this transaction	12/30/08	07/20/09	9,585 82	7,894 32	1,691 50	0 00
						7,894 32	1,691 50	0 00

2
0
0
9

Y
E
A
R

E
N
D

S
U
M
M
A
R
Y

CITI GLOBAL IMPACT FUNDING
Account Number 692-72495-13 643

Details of Short Term Gain (Loss) 2009 - continued

Reference number	Quantity	Security Description	Opening Trade Date	Closing Trade Date	Sale Proceeds	Original Cost Adjusted Cost	Original Gain/(Loss) Adjusted Gain/(Loss)	Ordinary Income Capital Gain/(Loss)
125019490	56	SAP AG SPONS ADR-USD MorganStanley SmithBarney LLC acted as your agent in this transaction	12/30/08	09/23/09	\$ 2,821.90	\$ 1,991.36 \$ 1,991.36	\$ 830.54 \$ 830.54	\$ 0.00 \$ 0.00
125019500	62	SAP AG SPONS ADR-USD MorganStanley SmithBarney LLC acted as your agent in this transaction	12/30/08	10/27/09	3,172.51	2,204.72 2,204.72	967.79 967.79	0.00 0.00
125019510	23	SARA LEE CORP MorganStanley SmithBarney LLC acted as your agent in this transaction	07/17/09	09/23/09	248.39	241.47 241.47	6.92 6.92	0.00 0.00
125019520	161	SARA LEE CORP MorganStanley SmithBarney LLC acted as your agent in this transaction	07/17/09	10/20/09	1,827.30	1,690.31 1,690.31	136.99 136.99	0.00 0.00
125019530	13	SARA LEE CORP MorganStanley SmithBarney LLC acted as your agent in this transaction	07/17/09	10/27/09	149.91	136.48 136.48	13.43 13.43	0.00 0.00
125019540	163	SASOL LTD SPONS ADR	12/30/08	03/04/09	4,132.02	4,857.07 4,857.07	(725.05) (725.05)	0.00 0.00
125019550	357	SASOL LTD SPONS ADR	12/30/08	04/08/09	10,330.67	10,637.89 10,637.89	(307.22) (307.22)	0.00 0.00
125019560	44	SASOL LTD SPONS ADR Morgan Stanley Smith Barney LLC acted as your agent in this transaction	12/30/08	06/12/09	1,686.69	1,311.11 1,311.11	375.58 375.58	0.00 0.00
125019570	1,271	SASOL LTD SPONS ADR Morgan Stanley Smith Barney LLC acted as your agent in this transaction	12/30/08	06/25/09	42,652.01	37,873.26 37,873.26	4,778.75 4,778.75	0.00 0.00
125019580	221	SCANSOURCE INC	01/21/09	02/04/09	4,224.50	4,063.75 4,063.75	160.75 160.75	0.00 0.00
125019590	363	SCANSOURCE INC	12/30/08	04/08/09	6,651.43	6,543.08 6,543.08	108.35 108.35	0.00 0.00

2
0
0
9
Y
E
A
R
E
N
D
S
U
M
M
A
R
Y

CITI GLOBAL IMPACT FUNDING
Account Number 692-72495-13 643

Details of Short Term Gain (Loss) 2009 *continued*

Reference number	Quantity	Security Description	Opening Trade Date	Closing Trade Date	Sale Proceeds	Original Cost Adjusted Cost	Original Gain/(Loss) Adjusted Gain/(Loss)	Ordinary Income Capital Gain/(Loss)
125019600	73	SCANSOURCE INC	04/01/09	04/27/09	\$ 1,602.34	\$ 1,366.41	\$ 235.93	\$ 0.00
	256		04/13/09		5,619.18	5,376.77	242.41	0.00
					6,376.77	242.41	0.00	
125019610	256	SCANSOURCE INC Morgan Stanley Smith Barney LLC acted as your agent in this transaction	12/30/08	07/20/09	7,117.15	4,614.40	2,502.75	0.00
						4,614.40	2,502.75	0.00
125019620	16	SCANSOURCE INC Morgan Stanley Smith Barney LLC acted as your agent in this transaction	12/30/08	09/23/09	489.90	288.40	201.50	0.00
						288.40	201.50	0.00
125019630	196	SCANSOURCE INC Morgan Stanley Smith Barney LLC acted as your agent in this transaction	12/30/08	10/16/09	5,843.09	3,532.90	2,310.19	0.00
						3,532.90	2,310.19	0.00
125019720	81	SCHNEIDER ELECT SA UNSPON ADR Morgan Stanley Smith Barney LLC acted as your agent	06/01/09	09/23/09	878.82	628.20	250.62	0.00
						628.20	250.62	0.00
125019730	63	SCHNEIDER ELECT SA UNSPON ADR Morgan Stanley Smith Barney LLC acted as your agent	06/01/09	10/27/09	674.08	488.60	185.48	0.00
						488.60	185.48	0.00
125019740	542	SCHWAB CHARLES CORP	02/05/09	04/08/09	8,178.56	7,453.10	725.46	0.00
						7,453.10	725.46	0.00
125019750	154	SCHWAB CHARLES CORP	02/05/09	04/16/09	2,690.62	2,117.67	572.95	0.00
						2,117.67	572.95	0.00
125019760	104	SCHWAB CHARLES CORP	02/05/09	05/06/09	1,968.85	1,430.11	538.74	0.00
						1,430.11	538.74	0.00
125019770	492	SCHWAB CHARLES CORP Morgan Stanley Smith Barney LLC acted as your agent in this transaction	02/05/09	07/20/09	8,354.83	6,765.54	1,589.29	0.00
						6,765.54	1,589.29	0.00
125019780	124	SCHWAB CHARLES CORP Morgan Stanley Smith Barney LLC acted as your agent in this transaction	02/05/09	09/23/09	2,349.73	1,705.14	644.59	0.00
						1,705.14	644.59	0.00

2
0
0
9
Y
E
A
R
E
N
D
S
U
M
M
A
R
Y

CITI GLOBAL IMPACT FUNDING
Account Number 692-72495-13 643

Details of Short Term Gain (Loss) 2009 - continued

Reference number	Quantity	Security Description	Opening Trade Date	Closing Trade Date	Sale Proceeds	Original Cost Adjusted Cost	Original Gain/(Loss) Adjusted Gain/(Loss)	Ordinary Income Capital Gain/(Loss)
125019790	51	SCHWAB CHARLES CORP MorganStanley SmithBarney LLC acted as your agent in this transaction	02/05/09	10/27/09	\$ 910 41	\$ 701 31 \$ 701 31	\$ 209 10 \$ 209.10	\$ 0 00 \$ 0 00
125019800	394	SHANGHAI ELEC GROUP CO LTD-CNY	03/26/09	04/16/09	2 659 43	2,288 94 2,288 94	370 49 370.49	0 00 0 00
125019810	498	SHANGHAI ELEC GROUP CO LTD-CNY	03/26/09	05/11/09	3,959 00	2,893 13 2,893 13	1,065 87 1,065 87	0 00 0 00
	365		04/01/09		2,901 67	2,226 50 2,226 50	675 17 675 17	0 00 0 00
125019820	322	SHANGHAI ELEC GROUP CO LTD-CNY Morgan Stanley Smi th Barney LLC acted as yo	04/01/09	07/20/09	2,994 52	1 964 20 1,964 20	1,030 32 1,030 32	0 00 0 00
125019830	12	SHANGHAI ELEC GROUP CO LTD-CNY MorganStanley SmithBarney LLC acted as your agent	04/01/09	10/27/09	120 35	73 20 73 20	47 15 47 15	0 00 0 00
125019840	1,596	SHUFFLE MASTER INC	12/30/08	03/04/09	4,024 76	7,487 48 7,487 48	(3,462 72) (3,462 72)	0 00 0 00
125019850	488	SHUFFLE MASTER INC Morgan Stanley Smi th Barney LLC acted as yo ur agent in this transa	12/30/08	07/20/09	3,432 55	2,289 40 2,289 40	1,143 15 1,143 15	0 00 0 00
125019860	76	SHUFFLE MASTER INC MorganStanley SmithBarney LLC acted as your agent in this transaction	12/30/08	09/23/09	688 81	356 55 356 55	332 26 332 26	0 00 0 00
125019870	87	SHUFFLE MASTER INC MorganStanley SmithBarney LLC	12/30/08	10/27/09	732 86	408 15 408 15	324 71 324 71	0 00 0 00
	58	acted as your agent in this transaction	01/21/09		488 58	233 57 233 57	255 01 255 01	0 00 0 00
125019880	39	SIEMENS A G SPONS ADR	05/22/08	01/21/09	2,281 08	4,514 64 4,514 64	(2,233 56) (2,233.56)	0 00 0 00
	36		09/05/08		2,105 61	3,556 08 3,556 08	(1,450 47) (1,450 47)	0 00 0 00

2
0
0
9
Y
E
A
R
E
N
D
S
U
M
M
A
R
Y

CITI GLOBAL IMPACT FUNDING
Account Number 692-72495-13 643

Details of Short Term Gain (Loss) 2009 - continued

Reference number	Quantity	Security Description	Opening Trade Date	Closing Trade Date	Sale Proceeds	Original Cost Adjusted Cost	Original Gain/(Loss) Adjusted Gain/(Loss)	Ordinary Income Capital Gain/(Loss)
125019890	14	SIEMENS A G SPONS ADR	09/05/08	04/16/09	\$ 888 98	\$ 1,382 92	(\$ 493 94)	\$ 0 00
	31		12/30/08		1,968 44	1,382 92 2,315 10	(\$ 493 94) (346 66)	0 00
						2,315 10	(346 66)	0 00
125019900	28	SIEMENS A G SPONS ADR	12/30/08	05/06/09	1 982 34	2,091 05	(108 71)	0 00
						2,091 05	(108 71)	0 00
125019910	48	SIEMENS A G SPONS ADR	12/30/08	05/19/09	3,558 14	3,584 66	(26 52)	0 00
						3,584 66	(26 52)	0 00
125019920	34	SIEMENS A G SPONS ADR Morgan Stanley Smith Barney LLC acted as yo ur agent in this transa	12/30/08	07/20/09	2,526 64	2,539 14	(12 50)	0 00
						2,539 14	(12.50)	0 00
125019930	43	SIEMENS A G SPONS ADR MorganStanley SmithBarney LLC acted as your agent in this transaction	12/30/08	09/23/09	4,194 16	3,211 26	982 90	0 00
						3,211 26	982 90	0 00
125019940	104	SIEMENS A G SPONS ADR MorganStanley SmithBarney LLC acted as your agent in this transaction	12/30/08	10/16/09	10,394 79	7,766 77	2,628 02	0 00
	76		01/21/09		7,596 19	7,766 77 4,419 86	2,628 02 3,176 33	0 00
						4,419 86	3,176 33	0 00
125019950	280	SIMPSON MFG CO INC	12/30/08	03/04/09	4,183 87	7,712 32	(3,528 45)	0 00
						7,712 32	(3,528 45)	0 00
125019960	138	SIMPSON MFG CO INC	12/30/08	04/16/09	2,930 49	3,801 07	(870 58)	0 00
						3,801 07	(870 58)	0 00
125019970	499	SIMPSON MFG CO INC	12/30/08	04/27/09	11,262 44	13,744 46	(2,482 02)	0 00
						13,744 46	(2,482 02)	0 00
125019980	376	SIMPSON MFG CO INC Morgan Stanley Smi th Barney LLC acted as yo ur agent in this transa	12/30/08	07/20/09	8,387 81	10,356 54	(1 968 73)	0 00
						10,356 54	(1,968.73)	0 00
125019990	243	SINGAPORE TELECOMMUNICATIO SPONSORED ADR NEW	12/30/08	03/04/09	4,094 52	4,335 12	(240 60)	0 00
						4,335 12	(240 60)	0 00
125020000	580	SINGAPORE TELECOMMUNICATIO SPONSORED ADR NEW	12/30/08	04/08/09	9,745 94	10,347 20	(601 26)	0 00
						10,347 20	(601 26)	0 00
125020010	105	SINGAPORE TELECOMMUNICATIO SPONSORED ADR NEW	12/30/08	05/06/09	1,979 19	1,873 20	105 99	0 00
						1,873 20	105 99	0 00

2
0
0
9
Y
E
A
R
E
N
D
S
U
M
M
A
R
Y

CITI GLOBAL IMPACT FUNDING
Account Number 692-72495-13 643

Details of Short Term Gain (Loss) 2009 - continued

Reference number	Quantity	Security Description	Opening Trade Date	Closing Trade Date	Sale Proceeds	Original Cost Adjusted Cost	Original Gain/(Loss) Adjusted Gain/(Loss)	Ordinary Income Capital Gain/(Loss)
125020020	661	SINGAPORE TELECOMMUNICATIO SPONSORED ADR NEW Morgan Stanley Smith Barney LLC acted as yo	12/30/08	07/20/09	\$ 14,951 43	\$ 11,792 24 \$ 11,792 24	\$ 3,159 19 \$ 3,159 19	\$ 0 00 \$ 0 00
125020030	35	SINGAPORE TELECOMMUNICATIO SPONSORED ADR NEW Morgan Stanley Smith Barney LLC acted as your agent	12/30/08	09/23/09	783 97	624 40 624 40	159 57 159 57	0 00 0 00
125020040	32	SINGAPORE TELECOMMUNICATIO SPONSORED ADR NEW Morgan Stanley Smith Barney LLC acted as your agent	12/30/08	10/27/09	707 18	570 88 570 88	136 30 136 30	0 00 0 00
125020050	1,087	SKYWORKS SOLUTIONS INC	04/09/09	04/27/09	9,232 74	9,930 83 9,930 83	(698 09) (698 09)	0 00 0 00
125020060	944	SKYWORKS SOLUTIONS INC Morgan Stanley Smith Barney LLC acted as yo ur agent in this transa	03/24/09	07/20/09	10,772 46	7,443 91 7,443 91	3,328 55 3,328 55	0 00 0 00
125020070	114	SKYWORKS SOLUTIONS INC Morgan Stanley Smith Barney LLC acted as your agent in this transaction	03/24/09	10/27/09	1,175 59	898 95 898 95	276 64 276 64	0 00 0 00
125020080	22	A O SMITH CORP Morgan Stanley Smith Barney LLC acted as your agent in this transaction	08/03/09	10/20/09	961 81	881 23 881 23	80 58 80 58	0 00 0 00
125020090	196	SMITH INTERNATIONAL INC DE	12/30/08	03/04/09	4,230 04	4,327 19 4,327 19	(97 15) (97 15)	0 00 0 00
125020100	286	SMITH INTERNATIONAL INC DE	12/30/08	04/03/09	6,903 54	6,314 17 6,314 17	589 37 589 37	0 00 0 00
	241		01/21/09		5,817 32	5,696 76 5,696 76	120 56 120 56	0 00 0 00
	254		04/01/09		6,131 12	5,559 98 5,559 98	571 14 571 14	0 00 0 00
125020110	116	SMUCKER J M CO NEW	12/30/08	03/04/09	4,174 82	4,986 45 4,986 45	(811 63) (811 63)	0 00 0 00
125020120	234	SMUCKER J M CO NEW	12/30/08	04/08/09	9,006 89	10,058 86 10,058 86	(1,051 97) (1,051 97)	0 00 0 00

2
0
0
9
Y
E
A
R
E
N
D
S
U
M
M
A
R
Y

CITI GLOBAL IMPACT FUNDING
Account Number 692-72495-13 643

Details of Short Term Gain (Loss) 2009 *continued*

Reference number	Quantity	Security Description	Opening Trade Date	Closing Trade Date	Sale Proceeds	Original Cost Adjusted Cost	Original Gain/(Loss) Adjusted Gain/(Loss)	Ordinary Income Capital Gain/(Loss)
125020130	87	SMUCKER J M CO NEW	12/30/08	05/19/09	\$ 3,550 54	\$ 3,739 83 \$ 3,739.83	(\$ 189 29) (\$ 189 29)	\$ 0 00 \$ 0 00
125020140	80	SMUCKER J M CO NEW	12/30/08	07/20/09	3,951 18	3,438 93 3,438 93	512 25 512 25	0 00 0 00
	223	Morgan Stanley Smith Barney LLC acted as your agent in this transaction	01/21/09		11,013 90	9,608 78 8,608 78	1,405 12 1,405 12	0 00 0 00
125020150	38	SMUCKER J M CO NEW MorganStanley SmithBarney LLC acted as your agent in this transaction	12/30/08	09/23/09	2,053 29	1,633 49 1,633 49	419 80 419.80	0 00 0 00
125020160	30	SMUCKER J M CO NEW MorganStanley SmithBarney LLC acted as your agent in this transaction	12/30/08	10/27/09	1,586 95	1,289 60 1,289 60	297 35 297 35	0 00 0 00
125020170	279	SNAP-ON INC	12/30/08	01/26/09	8,967 96	10,635 20 10,635 20	(1,667 24) (1,667 24)	0 00 0 00
	165		01/21/09		5,303 63	5,569 51 5,569 51	(265 88) (265.88)	0 00 0 00
125020180	1,129	SONIC CORP	12/30/08	04/08/09	10,736 40	12,859 88 12,859 88	(2,123 48) (2,123.48)	0 00 0 00
125020190	182	SONIC CORP	12/30/08	05/06/09	1,885 47	2,073 07 2,073 07	(187 60) (187 60)	0 00 0 00
125020200	544	SONIC CORP	12/30/08	07/20/09	5,538 86	6,196 43 6,196 43	(657 57) (657 57)	0 00 0 00
	11	Morgan Stanley Smith Barney LLC acted as your agent in this transaction	01/21/09		112 00	106 46 106 46	5 54 5 54	0 00 0 00
125020210	28	SONIC CORP MorganStanley SmithBarney LLC acted as your agent in this transaction	01/21/09	09/23/09	319 75	270 99 270 99	48 76 48 76	0 00 0 00
125020220	123	SONIC CORP MorganStanley SmithBarney LLC acted as your agent in this transaction	01/21/09	10/27/09	1,204 56	1,190 42 1,190 42	14 14 14.14	0 00 0 00
125020230	234	SONOSITE INC	12/30/08	03/04/09	4,174 06	4,115 62 4,115 62	58 44 58 44	0 00 0 00

2
0
0
9

Y
E
A
R

E
N
D

S
U
M
M
A
R
Y

CITI GLOBAL IMPACT FUNDING
Account Number 692-72495-13 643

Details of Short Term Gain (Loss) 2009 - continued

Reference number	Quantity	Security Description	Opening Trade Date	Closing Trade Date	Sale Proceeds	Original Cost Adjusted Cost	Original Gain/(Loss) Adjusted Gain/(Loss)	Ordinary Income Capital Gain/(Loss)
125020240	87	SONOSITE INC Morgan Stanley Smi th Barney LLC acted as yo ur agent in this transa	12/30/08	06/12/09	\$ 1,722 64	\$ 1,530 16 \$ 1,530 16	\$ 192 48 \$ 192 48	\$ 0 00 \$ 0 00
125020250	367	SONOSITE INC Morgan Stanley Smi th Barney LLC acted as yo ur agent in this transa	12/30/08	07/20/09	7,228 24	6,454 83 6,454 83	773 41 773 41	0 00 0 00
125020260	50	SONOSITE INC MorganStanley SmithBarney LLC acted as your agent in this transaction	12/30/08	09/23/09	1,330 96	879 41 879 41	451 55 451 55	0 00 0 00
125020270	162	SONOSITE INC MorganStanley SmithBarney LLC acted as your agent in this transaction	12/30/08	10/16/09	4,576 38	2,849 27 2,849 27	1,727 11 1,727 11	0 00 0 00
	14		01/21/09		395 49	239 54 239 54	155 95 155 95	0 00 0 00
125020300	146	SONY CORP SPON ADR-NEW Morgan Stanley Smi	07/14/08	06/25/09	3,807 73	5,876 87 5,876 87	(2,069 14) (2,069 14)	0 00 0 00
	240	th Barney LLC acted as yo ur agent in this transa	01/21/09		6 259 27	5,359 20 5,359 20	900 07 900 07	0 00 0 00
	19		04/01/09		495 52	422 72 422 72	72 80 72 80	0 00 0 00
125020310	5	SONY CORP SPON ADR-NEW MorganStanley SmithBarney LLC acted as your agent in this transaction	04/01/09	10/27/09	146 54	111 24 111 24	35 30 35 30	0 00 0 00
125020320	531	STAPLES INC	12/30/08	02/04/09	8,412 05	9,320 80 9,320 80	(908 75) (908 75)	0 00 0 00
125020330	264	STAPLES INC	12/30/08	03/04/09	4,121 54	4 634 07 4,634 07	(512 53) (512 53)	0 00 0 00
125020340	845	STAPLES INC	12/30/08	04/08/09	15,971 43	14,832 54 14,832 54	1,138 89 1,138 89	0 00 0 00
125020350	134	STAPLES INC	12/30/08	04/16/09	2,823 57	2,352 14 2,352 14	471 43 471 43	0 00 0 00
125020360	84	STAPLES INC Morgan Stanley Smi th Barney LLC acted as yo ur agent in this transa	12/30/08	06/12/09	1,773 34	1,474 48 1,474 48	298 86 298 86	0 00 0 00

2
0
0
9
Y
E
A
R
E
N
D
S
U
M
M
A
R
Y

Corrected Copy as of 03/31/10
Ref 00009496 00245759

CITI GLOBAL IMPACT FUNDING
Account Number 692-72495-13 643

Details of Short Term Gain (Loss) 2009 - continued

Reference number	Quantity	Security Description	Opening Trade Date	Closing Trade Date	Sale Proceeds	Original Cost Adjusted Cost	Original Gain/(Loss) Adjusted Gain/(Loss)	Ordinary Income Capital Gain/(Loss)
125020370	699	STAPLES INC Morgan Stanley Smith Barney LLC acted as your agent in this transaction	12/30/08	07/20/09	\$ 14,622.91	\$ 12,269.76 \$ 12,269.76	\$ 2,353.15 \$ 2,353.16	\$ 0.00 \$ 0.00
125020380	29	STAPLES INC Morgan Stanley Smith Barney LLC acted as your agent in this transaction	12/30/08	09/23/09	665.28	509.05 509.05	156.23 156.23	0.00 0.00
125020390	1,943 950	STAPLES INC Morgan Stanley Smith Barney LLC acted as your agent in this transaction	12/30/08 01/21/09	10/02/09	44,305.87 21,662.67	34,106.06 15,465.05 15,465.05	10,199.81 6,197.62 6,197.62	0.00 0.00 0.00
125020400	103	STARBUCKS CORP Morgan Stanley Smith Barney LLC acted as your agent in this transaction	06/10/09	07/20/09	1,527.66	1,533.06 1,533.06	(5.40) (5.40)	0.00 0.00
125020410	271	STATE STREET CORP	04/30/08	02/04/09	6,502.28	19,758.18 19,758.18	(13,255.90) (13,255.90)	0.00 0.00
125020420	294 315 3,347	STATE STREET CORP	06/09/08 12/30/08 01/21/09	03/03/09	6,439.80 6,899.78 73,312.94	19,840.88 11,548.81 57,560.03 57,560.03	(13,401.08) (4,649.03) (4,649.03) 15,752.91 15,752.91	0.00 0.00 0.00 0.00 0.00
125020430	68	STATOILHYDRO ASA SPONS ADR Morgan Stanley Smith Barney LLC acted as your agent	06/04/09	07/20/09	1,387.18	1,455.08 1,455.08	(67.90) (67.90)	0.00 0.00
125020440	12	STATOILHYDRO ASA SPONS ADR Morgan Stanley Smith Barney LLC acted as your agent	05/13/09	09/23/09	274.67	254.68 254.68	19.99 19.99	0.00 0.00
125020450	85	STATOILHYDRO ASA SPONS ADR Morgan Stanley Smith Barney LLC acted as your agent	05/13/09	10/16/09	2,099.65	1,803.95 1,803.95	295.70 295.70	0.00 0.00

2
0
0
9
Y
E
A
R
E
N
D
S
U
M
M
A
R
Y

CITI GLOBAL IMPACT FUNDING
Account Number 692-72495-13 643

Details of Short Term Gain (Loss) 2009 - continued

Reference number	Quantity	Security Description	Opening Trade Date	Closing Trade Date	Sale Proceeds	Original Cost Adjusted Cost	Original Gain/(Loss) Adjusted Gain/(Loss)	Ordinary Income Capital Gain/(Loss)
125020460	5	STATOILHYDRO ASA SPONS ADR MorganStanley SmithBarney LLC acted as your agent	05/13/09	10/27/09	\$ 123.34	\$ 106.11 \$ 106.11	\$ 17.23 \$ 17.23	\$ 0.00 \$ 0.00
125020470	85	STERICYCLE INC	12/30/08	02/04/09	4,239.77	4,374.72 4,374.72	(134.95) (134.95)	0.00 0.00
125020480	84	STERICYCLE INC	12/30/08	03/04/09	4,164.83	4,323.25 4,323.25	(158.42) (158.42)	0.00 0.00
125020490	54	STERICYCLE INC	12/30/08	04/16/09	2,749.06	2,779.23 2,779.23	(30.17) (30.17)	0.00 0.00
125020500	136	STERICYCLE INC	12/30/08	04/27/09	6,635.49	6,999.55 6,999.55	(364.06) (364.06)	0.00 0.00
125020510	228	STERICYCLE INC Morgan Stanley Smith Barney LLC acted as your agent in this transa	12/30/08	07/20/09	11,510.92	11,734.55 11,734.55	(223.63) (223.63)	0.00 0.00
125020520	7	STERICYCLE INC MorganStanley SmithBarney LLC acted as your agent in this transaction	12/30/08	09/23/09	334.52	360.27 360.27	(25.75) (25.75)	0.00 0.00
125020530	84	STERICYCLE INC MorganStanley SmithBarney LLC acted as your agent in this transaction	12/30/08	10/16/09	4,397.28	4,323.25 4,323.25	74.03 74.03	0.00 0.00
125020540	829	SUEZ ENVIRONNEMENT CO S A-EUR	12/30/08	04/27/09	6,532.35	7,238.74 7,238.74	(706.39) (706.39)	0.00 0.00
125020550	407	SUEZ ENVIRONNEMENT CO S A-EUR Morgan Stanley Smith Barney LLC acted as yo	12/30/08	07/20/09	3,601.85	3,553.88 3,553.88	47.97 47.97	0.00 0.00
125020560	76	SUEZ ENVIRONNEMENT CO S A-EUR MorganStanley SmithBarney LLC acted as your agent	12/30/08	09/23/09	861.05	663.63 663.63	197.42 197.42	0.00 0.00
125020570	249	SUEZ ENVIRONNEMENT CO S A-EUR MorganStanley SmithBarney LLC acted as your agent	12/30/08	10/16/09	2,836.03	2,174.24 2,174.24	661.79 661.79	0.00 0.00

2
0
0
9
Y
E
A
R
E
N
D
S
U
M
M
A
R
Y

Corrected Copy as of 03/31/10
Ref 00009496 00245761

CITI GLOBAL IMPACT FUNDING
Account Number 692-72495-13 643

Details of Short Term Gain (Loss) 2009 - continued

Reference number	Quantity	Security Description	Opening Trade Date	Closing Trade Date	Sale Proceeds	Original Cost Adjusted Cost	Original Gain/(Loss) Adjusted Gain/(Loss)	Ordinary Income Capital Gain/(Loss)
125020580	15	SUEZ ENVIRONNEMENT CO S A-EUR MorganStanley SmithBarney LLC acted as your agent	12/30/08	10/27/09	\$ 171 74	\$ 130 98 \$ 130.98	\$ 40 76 \$ 40 76	\$ 0 00 \$ 0 00
125020590	167	SUEZ ENVIRONNEMENT CO S A-EUR	12/30/08	12/03/09	1,921 04	1,458 23 1,458 23	462 81 462 81	0 00 0 00
	844	MorganStanley SmithBarney LLC acted as your agent	01/21/09		9,708 70	6,667 60 6,667 60	3,041 10 3,041 10	0 00 0 00
125020600	219	SURMODICS INC	12/30/08	03/04/09	4,100 96	5,574 38 5,574 38	(1,473 42) (1,473 42)	0 00 0 00
125020610	497	SURMODICS INC	12/30/08	04/08/09	9,015 74	12,650 54 12,650.54	(3,634 80) (3,634 80)	0 00 0 00
125020620	121	SURMODICS INC	12/30/08	05/19/09	2,474 86	3,079 91 3,079.91	(605 05) (605 05)	0 00 0 00
	57		01/21/09		1,165 85	1,471 74 1,471 74	(305 89) (305 88)	0 00 0 00
125020630	83	SURMODICS INC Morgan Stanley Smi th Barney LLC acted as yo ur agent in this transa	01/21/09	07/20/09	1,972 02	2,143 06 2,143 06	(171 04) (171 04)	0 00 0 00
125020640	54	SURMODICS INC MorganStanley SmithBarney LLC acted as your agent in this transaction	01/21/09	09/23/09	1,279 22	1,394 28 1,394 28	(115 06) (115 06)	0 00 0 00
125020650	228	SWIFT ENERGY CO	12/30/08	05/19/09	3,654 76	3,642 62 3,642.62	12 14 12 14	0 00 0 00
125020660	91	SWIFT ENERGY CO Morgan Stanley Smi th Barney LLC acted as yo ur agent in this transa	12/30/08	06/12/09	1,746 24	1,453 85 1,453 85	292 39 292 39	0 00 0 00
125020670	374	SWIFT ENERGY CO Morgan Stanley Smi th Barney LLC acted as yo ur agent in this transa	12/30/08	07/20/09	6,306 97	5,975 18 5,975 18	331 79 331 79	0 00 0 00
125020680	42	SWIFT ENERGY CO MorganStanley SmithBarney LLC acted as your agent in this transaction	12/30/08	10/27/09	942 87	671 01 671 01	271 86 271.86	0 00 0 00

2
0
0
9

Y
E
A
R

E
N
D

S
U
M
M
A
R
Y

Corrected Copy as of 03/31/10
Ref 00009496 00245762

CITI GLOBAL IMPACT FUNDING
Account Number 692-72495-13 643

Details of Short Term Gain (Loss) 2009 - continued

Reference number	Quantity	Security Description	Opening Trade Date	Closing Trade Date	Sale Proceeds	Original Cost Adjusted Cost	Original Gain/(Loss) Adjusted Gain/(Loss)	Ordinary Income Capital Gain/(Loss)
125020690	681	SWIRE PACIFIC LTD SP ADR	12/30/08	03/04/09	\$ 4,120.02	\$ 4,562.70 \$ 4,562.70	(\$ 442.68) (\$ 442.68)	\$ 0.00 \$ 0.00
125020700	803	SWIRE PACIFIC LTD SP ADR Morgan Stanley Smith Barney LLC acted as your agent in this transaction	12/30/08	07/20/09	8,856.86	5,380.10 5,380.10	3,476.76 3,476.76	0.00 0.00
125020710	23	SWIRE PACIFIC LTD SP ADR Morgan Stanley Smith Barney LLC acted as your agent in this transaction	12/30/08	10/27/09	284.27	154.10 154.10	130.17 130.17	0.00 0.00
125020720	167	SWISS REINSURANCE SPON ADR	12/30/08	02/04/09	4,230.08	7,832.30 7,832.30	(3,602.22) (3,602.22)	0.00 0.00
125020730	994	SWISS REINSURANCE SPON ADR	12/30/08	03/19/09	15,309.20	46,618.60 46,618.60	(31,309.40) (31,309.40)	0.00 0.00
125020740	341	SWISS REINSURANCE SPON ADR	12/30/08	04/08/09	6,864.15	15,992.90 15,992.90	(9,128.75) (9,128.75)	0.00 0.00
	61		01/21/09		1,227.90	1,967.25 1,967.25	(739.35) (739.35)	0.00 0.00
125020750	115	SWISS REINSURANCE SPON ADR Morgan Stanley Smith Barney LLC acted as your agent in this transaction	01/21/09	07/20/09	3,984.64	3,708.75 3,708.75	275.89 275.89	0.00 0.00
125020760	27	SWISS REINSURANCE SPON ADR Morgan Stanley Smith Barney LLC acted as your agent in this transaction	01/21/09	09/23/09	1,247.09	870.75 870.75	376.34 376.34	0.00 0.00
125020770	72	SWISS REINSURANCE SPON ADR Morgan Stanley Smith Barney LLC acted as your agent in this transaction	01/21/09	10/16/09	3,336.39	2,322.00 2,322.00	1,014.39 1,014.39	0.00 0.00
125020780	4,250	SYNOVUS FINANCIAL CORP	12/30/08	03/04/09	12,848.10	33,999.57 33,999.57	(21,151.47) (21,151.47)	0.00 0.00
125020790	7,135	SYNOVUS FINANCIAL CORP	12/30/08	03/23/09	23,541.08	57,079.29 57,079.29	(33,538.21) (33,538.21)	0.00 0.00
125020800	1,319	SYNOVUS FINANCIAL CORP	12/30/08	04/16/09	5,860.16	10,551.87 10,551.87	(4,691.71) (4,691.71)	0.00 0.00
125020810	902	SYNOVUS FINANCIAL CORP	12/30/08	05/06/09	3,836.11	7,215.91 7,215.91	(3,379.80) (3,379.80)	0.00 0.00

2
0
0
9

Y
E
A
R

E
N
D

S
U
M
M
A
R
Y

Corrected Copy as of 03/31/10
Ref 00009496 00245763

CITI GLOBAL IMPACT FUNDING
Account Number 692-72495-13 643

Details of Short Term Gain/(Loss) 2009 *continued*

Reference number	Quantity	Security Description	Opening Trade Date	Closing Trade Date	Sale Proceeds	Original Cost Adjusted Cost	Original Gain/(Loss) Adjusted Gain/(Loss)	Ordinary Income Capital Gain/(Loss)
125020820	851	SYNOVUS FINANCIAL CORP	12/30/08	05/19/09	\$ 3,490.29	\$ 6,807.91	(\$ 3,317.62)	\$ 0.00
						\$ 6,807.91	(\$ 3,317.62)	\$ 0.00
125020830	4,321	SYNOVUS FINANCIAL CORP	12/30/08	07/07/09	12,083.79	34,567.57	(22,483.78)	0.00
	2,428	Morgan Stanley Smith Barney LLC acted as your agent in this transaction	01/21/09		6,789.97	12,277.18	(5,487.21)	0.00
						12,277.18	(5,487.21)	0.00
125020840	1,807	SYNOVUS FINANCIAL CORP	01/21/09	07/20/09	5,063.07	9,137.10	(4,074.03)	0.00
		Morgan Stanley Smith Barney LLC acted as your agent in this transaction				9,137.10	(4,074.03)	0.00
125020850	976	SYNOVUS FINANCIAL CORP	01/21/09	09/23/09	3,877.06	4,935.14	(1,058.08)	0.00
		Morgan Stanley Smith Barney LLC acted as your agent in this transaction				4,935.14	(1,058.08)	0.00
125020860	1,999	SYNOVUS FINANCIAL CORP	01/21/09	10/16/09	7,317.75	10,107.94	(2,790.19)	0.00
		Morgan Stanley Smith Barney LLC acted as your agent in this transaction				10,107.94	(2,790.19)	0.00
125020870	1,518	SYNOVUS FINANCIAL CORP	01/21/09	11/23/09	2,571.88	7,675.77	(5,103.89)	0.00
	8,142	Morgan Stanley Smith Barney LLC acted as your agent in this transaction	02/05/09		13,794.63	27,352.23	(13,557.60)	0.00
	1,308		04/01/09		2,216.09	27,352.23	(13,557.60)	0.00
						4,156.82	(1,940.73)	0.00
						4,156.82	(1,940.73)	0.00
125020880	374	TD AMERITRADE HOLDING CORP	06/05/09	07/20/09	6,623.47	7,050.27	(426.80)	0.00
		Morgan Stanley Smith Barney LLC acted as your agent in this transaction				7,050.27	(426.80)	0.00
125020890	62	TD AMERITRADE HOLDING CORP	06/05/09	09/23/09	1,235.71	1,168.76	66.95	0.00
		Morgan Stanley Smith Barney LLC acted as your agent in this transaction				1,168.76	66.95	0.00
125020900	28	TD AMERITRADE HOLDING CORP	06/05/09	10/27/09	541.88	527.83	14.05	0.00
		Morgan Stanley Smith Barney LLC acted as your agent in this transaction				527.83	14.05	0.00
125020910	1,141	TJX COMPANIES INC NEW	12/30/08	03/02/09	25,338.04	22,524.82	2,813.22	0.00
						22,524.82	2,813.22	0.00

2009 YEAR END SUMMARY

CITI GLOBAL IMPACT FUNDING
Account Number 692-72495-13 643

Details of Short Term Gain (Loss) 2009 - continued

Reference number	Quantity	Security Description	Opening Trade Date	Closing Trade Date	Sale Proceeds	Original Cost Adjusted Cost	Original Gain/(Loss) Adjusted Gain/(Loss)	Ordinary Income Capital Gain/(Loss)
125020920	190	TJX COMPANIES INC NEW	12/30/08	03/04/09	\$ 4,161.26	\$ 3,750.85	\$ 410.41	\$ 0.00
						\$ 3,750.85	\$ 410.41	\$ 0.00
125020930	66	TJX COMPANIES INC NEW	12/30/08	05/06/09	1,882.27	1,302.93	579.34	0.00
						1,302.93	579.34	0.00
125020940	122	TJX COMPANIES INC NEW	12/30/08	05/19/09	3,553.76	2,408.44	1,145.32	0.00
						2,408.44	1,145.32	0.00
125020950	430	TJX COMPANIES INC NEW	12/30/08	05/27/09	12,820.21	8,488.76	4,331.45	0.00
						8,488.76	4,331.45	0.00
125020960	1,258	TJX COMPANIES INC NEW	12/30/08	06/24/09	38,186.10	24,834.55	13,351.55	0.00
	142	Morgan Stanley Smith Barney LLC acted as your agent in this transaction	01/21/09		4,310.36	24,834.55	13,351.55	0.00
						2,815.62	1,494.74	0.00
						2,815.62	1,494.74	0.00
125020970	13	TJX COMPANIES INC NEW	01/21/09	07/20/09	460.57	257.77	202.80	0.00
		Morgan Stanley Smith Barney LLC acted as your agent in this transaction				257.77	202.80	0.00
125020980	43	TJX COMPANIES INC NEW	01/21/09	09/23/09	1,628.45	852.61	775.84	0.00
		Morgan Stanley Smith Barney LLC acted as your agent in this transaction				852.61	775.84	0.00
125020990	20	TJX COMPANIES INC NEW	01/21/09	10/20/09	779.58	396.57	383.01	0.00
	119	Morgan Stanley Smith Barney LLC acted as your agent in this transaction	03/26/09		4,638.50	396.57	383.01	0.00
						3,210.29	1,428.21	0.00
						3,210.29	1,428.21	0.00
125021000	14	TJX COMPANIES INC NEW	03/26/09	10/27/09	548.78	377.68	171.10	0.00
		Morgan Stanley Smith Barney LLC acted as your agent in this transaction				377.68	171.10	0.00
125021020	346 7305	TAIWAN SEMICONDUCTOR MFG CO LTD ADR	06/10/08	04/08/09	3,307.97	3,788.02	(480.05)	0.00
	460		08/05/08		4,388.60	3,788.02	(480.05)	0.00
						4,488.27	(99.67)	0.00
						4,488.27	(99.67)	0.00
125021030	175	TAIWAN SEMICONDUCTOR MFG CO LTD ADR	08/05/08	05/06/09	1,921.98	1,707.49	214.49	0.00
						1,707.49	214.49	0.00
125021040	339	TAIWAN SEMICONDUCTOR MFG CO LTD ADR	08/05/08	05/19/09	3,659.07	3,307.66	351.41	0.00
						3,307.66	351.41	0.00

2
0
0
9
Y
E
A
R
E
N
D
S
U
M
M
A
R
Y

CITI GLOBAL IMPACT FUNDING
Account Number 692-72495-13 643

Details of Short Term Gain (Loss) 2009 - continued

Reference number	Quantity	Security Description	Opening Trade Date	Closing Trade Date	Sale Proceeds	Original Cost Adjusted Cost	Original Gain/(Loss) Adjusted Gain/(Loss)	Ordinary Income Capital Gain/(Loss)
125021050	215	TAIWAN SEMICONDUCTOR MFG CO LTD ADR	08/05/08	06/12/09	\$ 2,150 80	\$ 2,097 78	\$ 53 02	\$ 0 00
	109	Morgan Stanley Smith Barney LLC acted as yo	09/05/08		1,090 41	960 83	129 58	0 00
						960 83	129 58	0 00
125021060	81	TAIWAN SEMICONDUCTOR MFG CO LTD ADR	09/05/08	07/09/09	763 81	714 02	49 79	0 00
	1,887	Morgan Stanley Smith Barney LLC acted as yo	12/30/08		17,793 95	14,921 83	2,872 12	0 00
						14,921 83	2,872 12	0 00
125021070	1,244	TAIWAN SEMICONDUCTOR MFG CO LTD ADR	12/30/08	07/20/09	12,490 19	9,796 07	2,694 12	0 00
	305	Morgan Stanley Smith Barney LLC acted as yo	04/13/09		3,062 30	3,055 40	6 90	0 00
						3,055 40	6 90	0 00
125021080	2175	TAIWAN SEMICONDUCTOR MFG CO LTD ADR	12/30/08	08/14/09	2 24	1 71	53	0 00
	1264	CASH IN LIEU OF 35276 RECORD 07/17/09 PAY 08/14/09	01/21/09		1 30	89	41	0 00
	0086		04/13/09		09	09	0 00	0 00
						09	0 00	0 00
125021090	313	TAIWAN SEMICONDUCTOR MFG CO LTD ADR	12/30/08	09/23/09	3,377 74	2,464 77	912 97	0 00
		Morgan Stanley Smith Barney LLC acted as your agent				2,464 77	912 97	0 00
125021100	233 2987	TAIWAN SEMICONDUCTOR MFG CO LTD ADR	12/30/08	10/27/09	2,300 72	1,837 15	463 57	0 00
		Morgan Stanley Smith Barney LLC acted as your agent				1,837 15	463 57	0 00
125021110	186	TAKEDA PHARMACEUTICAL CO LTD-JPY	12/30/08	02/04/09	4,240 77	4,829 66	(588 89)	0 00
						4,829 66	(588 89)	0 00
125021120	508	TAKEDA PHARMACEUTICAL CO LTD-JPY	12/30/08	04/27/09	8,965 96	13,190 67	(4,224 71)	0 00
						13,190 67	(4,224.71)	0 00
125021130	130	TAKEDA PHARMACEUTICAL CO LTD-JPY	12/30/08	07/20/09	2,511 53	3,375 57	(864 04)	0 00
	26	Morgan Stanley Smith Barney LLC acted as yo	01/21/09		502 31	618 80	(116 49)	0 00
						618 80	(116 49)	0 00
125021140	8	TAKEDA PHARMACEUTICAL CO LTD-JPY	01/21/09	09/23/09	171 27	190 40	(19 13)	0 00
		Morgan Stanley Smith Barney LLC acted as your agent				190.40	(19 13)	0 00

2
0
0
9

Y
E
A
R

E
N
D

S
U
M
M
A
R
Y

CITI GLOBAL IMPACT FUNDING
Account Number 692-72495-13 643

Details of Short Term Gain (Loss) 2009 - continued

Reference number	Quantity	Security Description	Opening Trade Date	Closing Trade Date	Sale Proceeds	Original Cost Adjusted Cost	Original Gain/(Loss) Adjusted Gain/(Loss)	Ordinary Income Capital Gain/(Loss)
125021150	184	TAKEDA PHARMACEUTICAL CO LTD-JPY	01/21/09	11/09/09	\$ 3,645 17	\$ 4,379.20	(\$ 734 03)	\$ 0 00
	90	Morgan Stanley Smith Barney LLC acted as your agent	03/19/09		1,782 96	1,617 53	165 43	0 00
	265		03/20/09		5,249 83	4,769 68	480 15	0 00
	25		04/01/09		495 27	441 25	54 02	0 00
						44 1 25	54 02	0 00
125021160	83	TALISMAN ENERGY INC Morgan Stanley Smith Barney LLC acted as your agent in this transaction	05/13/09	07/20/09	1,279 16	1,151 09	128 07	0 00
						1,151 09	128 07	0 00
125021170	7	TALISMAN ENERGY INC Morgan Stanley Smith Barney LLC acted as your agent in this transaction	05/13/09	09/23/09	123 55	97 08	26 47	0 00
						97 08	26 47	0 00
125021180	46	TALISMAN ENERGY INC Morgan Stanley Smith Barney LLC acted as your agent in this transaction	05/13/09	10/16/09	889 61	637 95	251 66	0 00
						637 95	251 66	0 00
125021190	60	TELEDYNE TECHNOLOGIES INC	12/30/08	05/06/09	1,918 75	2,477 94	(559 19)	0 00
						2,477 94	(559 19)	0 00
125021200	112	TELEDYNE TECHNOLOGIES INC	12/30/08	05/19/09	3,592 86	4,625 49	(1,032 63)	0 00
						4,625 49	(1,032 63)	0 00
125021210	201	TELEDYNE TECHNOLOGIES INC Morgan Stanley Smith Barney LLC acted as your agent in this transaction	12/30/08	07/20/09	6,759 45	8,301 10	(1,541 65)	0 00
						8,301 10	(1,541 65)	0 00
125021220	1	TELEDYNE TECHNOLOGIES INC Morgan Stanley Smith Barney LLC acted as your agent in this transaction	12/30/08	09/23/09	35 97	41 30	(5 33)	0 00
						41 30	(5 33)	0 00
125021230	3	TELEDYNE TECHNOLOGIES INC Morgan Stanley Smith Barney LLC acted as your agent in this transaction	12/30/08	10/27/09	105 02	123 90	(18 88)	0 00
						123.90	(18.88)	0 00
125021240	80	TELEFLEX INC	01/21/09	02/04/09	4,214 37	4,078 48	135 89	0 00
						4,078 48	135 89	0 00

2
0
0
9
Y
E
A
R
E
N
D
S
U
M
M
A
R
Y

Corrected Copy as of 03/31/10
Ref 00009496 00245767

CITI GLOBAL IMPACT FUNDING

Account Number 692-72495-13 643

Details of Short Term Gain (Loss) 2009 - *continued*

Reference number	Quantity	Security Description	Opening Trade Date	Closing Trade Date	Sale Proceeds	Original Cost Adjusted Cost	Original Gain/(Loss) Adjusted Gain/(Loss)	Ordinary Income Capital Gain/(Loss)
125021250	88	TELEFLEX INC	12/30/08	03/04/09	\$ 4,089.33	\$ 4,215 25 \$ 4,215 25	(\$ 125 92) (\$ 125 92)	\$ 0 00 \$ 0 00
125021260	232	TELEFLEX INC	12/30/08	04/08/09	8,828 07	11,112 94 11,112 94	(2,284 87) (2,284 87)	0 00 0 00
125021270	64	TELEFLEX INC	12/30/08	07/20/09	2,871 54	3,065 64 3,065 64	(194 10) (194 10)	0 00 0 00
	120	Morgan Stanley Smith Barney LLC acted as your agent in this transaction	01/21/09		5,384 14	6,117 72 6,117 72	(733 58) (733 58)	0 00 0 00
125021280	5	TELEFLEX INC MorganStanley SmithBarney LLC acted as your agent in this transaction	12/30/08	09/23/09	242 04	239 50 239 50	2 54 2 54	0 00 0 00
125021290	14	TELEFLEX INC MorganStanley SmithBarney LLC acted as your agent in this transaction	12/30/08	10/27/09	691 30	670 61 670 61	20 69 20 69	0 00 0 00
125021300	521	TELEFONICA S A SPON ADR	07/02/08	02/12/09	28,078 04	42,585 19 42,585 19	(14,507 15) (14,507 15)	0 00 0 00
125021310	156	TELEFONICA S A SPON ADR	07/02/08	04/08/09	9,275 93	12,751 03 12,751 03	(3,475 10) (3,475 10)	0 00 0 00
125021320	141	TELEFONICA S A SPON ADR	07/02/08	04/27/09	8,100 72	11,524 97 11,524 97	(3,424 25) (3,424 25)	0 00 0 00
125021360	159	TELEKOM AUSTRIA AG SPON ADR	12/30/08	03/04/09	4,073 55	4,714 35 4,714 35	(640 80) (640 80)	0 00 0 00
125021370	249	TELEKOM AUSTRIA AG SPON ADR	12/30/08	04/08/09	7,410 04	7,382 85 7,382 85	27 19 27 19	0 00 0 00
125021380	337	TELEKOM AUSTRIA AG SPON ADR Morgan Stanley Smith Barney LLC acted as your agent	12/30/08	07/20/09	10,379 33	9,992 05 9,992 05	387 28 387 28	0 00 0 00
125021390	20	TELEKOM AUSTRIA AG SPON ADR MorganStanley SmithBarney LLC acted as your agent	12/30/08	09/23/09	711 98	593 00 593 00	118 98 118 98	0 00 0 00
125021400	18	TELEKOM AUSTRIA AG SPON ADR MorganStanley SmithBarney LLC acted as your agent	12/30/08	10/27/09	628 90	533 70 533 70	95 20 95 20	0 00 0 00

2
0
0
9
Y
E
A
R
E
N
D
S
U
M
M
A
R
Y

CITI GLOBAL IMPACT FUNDING
Account Number 692-72495-13 643

Details of Short Term Gain/(Loss) 2009 - continued

Reference number	Quantity	Security Description	Opening Trade Date	Closing Trade Date	Sale Proceeds	Original Cost Adjusted Cost	Original Gain/(Loss) Adjusted Gain/(Loss)	Ordinary Income Capital Gain/(Loss)
125021470	48,284 884	TEMPLETON GLOBAL BOND FUND ADVISOR CLASS CONFIRM #500090630215347	12/30/08	03/04/09	\$ 499,748 55	\$ 539,342 15 \$ 539,342 15	(\$ 39,593 60) (\$ 39,593 60)	\$ 0 00 \$ 0 00
125021480	24,328 145	TEMPLETON GLOBAL BOND FUND ADVISOR CLASS CONFIRM #500090910471495	12/30/08	04/01/09	270,772 25	271,745 38 271,745 38	(973 13) (973 13)	0 00 0 00
125021490	2,075 946	TEMPLETON GLOBAL BOND FUND ADVISOR CLASS CONFIRM #500091390181745	12/30/08	05/19/09	24,849 07	23,188 32 23,188 32	1,660 75 1,660 75	0 00 0 00
125021500	36,739.933	TEMPLETON GLOBAL BOND FUND ADVISOR CLASS CONFIRM #500092010228528 Morgan Stanley Smi	12/30/08	07/20/09	437,572 60	410,385 05 410,385 05	27,187 55 27,187 55	0 00 0 00
125021510	1 095 939	TEMPLETON GLOBAL BOND FUND ADVISOR CLASS CONFIRM #500093000190280 MorganStanley SmithBarney LLC	12/30/08	10/27/09	13,688 28	12,241 64 12,241.64	1,446 64 1,446 64	0 00 0 00
125021520	200 457	TEREX CORP NEW Morgan Stanley Smi th Barney LLC acted as yo ur agent in this transa	04/29/09 05/11/09	07/20/09	2,744 43 6,271 01	2,720 56 2,720 56 7,434 48 7,434 48	23 87 23 87 (1,163 47) (1,163 47)	0 00 0 00 0 00 0 00
125021530	759	TEREX CORP NEW MorganStanley SmithBarney LLC acted as your agent in this transaction	04/29/09	10/21/09	18,305 23	10,324 52 10,324 52	7,980 71 7,980 71	0 00 0 00
125021540	5	TEREX CORP NEW MorganStanley SmithBarney LLC acted as your agent in this transaction	04/29/09	10/27/09	112 45	68 01 68 01	44 44 44 44	0 00 0 00
125021550	537	TESCO PLC SPONSORED ADR	12/30/08	02/04/09	8,382 52	8,335 58 8,335 58	46 94 46 94	0 00 0 00
125021560	311	TESCO PLC SPONSORED ADR	12/30/08	03/04/09	4,117 61	4,827 50 4,827 50	(709 89) (709 89)	0 00 0 00
125021570	1,437	TESCO PLC SPONSORED ADR	12/30/08	04/08/09	21 008 40	22,305 83 22,305 83	(1,297 43) (1,297.43)	0 00 0 00
125021580	249	TESCO PLC SPONSORED ADR	12/30/08	05/06/09	3,896 74	3,865 10 3,865 10	31 64 31 64	0 00 0 00

2
0
0
9
Y
E
A
R
E
N
D
S
U
M
M
A
R
Y

Corrected Copy as of 03/31/10
Ref 00009496 00245769

CITI GLOBAL IMPACT FUNDING
Account Number 692-72495-13 643

Details of Short Term Gain (Loss) 2009 - continued

Reference number	Quantity	Security Description	Opening Trade Date	Closing Trade Date	Sale Proceeds	Original Cost Adjusted Cost	Original Gain/(Loss) Adjusted Gain/(Loss)	Ordinary Income Capital Gain/(Loss)
125021590	215	TESCO PLC SPONSORED ADR	12/30/08	05/19/09	\$ 3,540.95	\$ 3,337.34	\$ 203.61	\$ 0.00
						\$ 3,337.34	\$ 203.61	\$ 0.00
125021600	190	TESCO PLC SPONSORED ADR Morgan Stanley Smith Barney LLC acted as your agent in this transaction.	12/30/08	06/12/09	3,408.51	2,949.28	459.23	0.00
						2,949.28	459.23	0.00
125021610	1,362	TESCO PLC SPONSORED ADR Morgan Stanley Smith Barney LLC acted as your agent in this transaction.	12/30/08	07/20/09	24,883.10	21,141.65	3,741.45	0.00
						21,141.65	3,741.45	0.00
125021620	1,804	TESCO PLC SPONSORED ADR Morgan Stanley Smith Barney LLC acted as your agent in this transaction.	12/30/08	08/04/09	33,163.88	28,002.59	5,161.29	0.00
						28,002.59	5,161.29	0.00
125021630	19	TESCO PLC SPONSORED ADR Morgan Stanley Smith Barney LLC acted as your agent in this transaction.	12/30/08	10/27/09	370.49	294.93	75.56	0.00
						294.93	75.56	0.00
125021640	458	TETRA TECHNOLOGIES INC DEL	12/30/08	05/19/09	3,555.81	2,036.45	1,519.36	0.00
						2,036.45	1,519.36	0.00
125021650	573	TETRA TECHNOLOGIES INC DEL Morgan Stanley Smith Barney LLC acted as your agent in this transaction.	12/30/08	07/20/09	4,539.82	2,547.79	1,992.03	0.00
						2,547.79	1,992.03	0.00
125021660	72	TETRA TECHNOLOGIES INC DEL Morgan Stanley Smith Barney LLC acted as your agent in this transaction.	12/30/08	09/23/09	736.00	320.14	415.86	0.00
						320.14	415.86	0.00
125021670	239	TETRA TECHNOLOGIES INC DEL Morgan Stanley Smith Barney LLC acted as your agent in this transaction.	12/30/08	10/16/09	2,591.65	1,062.69	1,528.96	0.00
						1,062.69	1,528.96	0.00
125021680	194	TETRA TECH INC NEW	12/30/08	03/04/09	4,146.91	4,305.38	(158.47)	0.00
						4,305.38	(158.47)	0.00
125021690	326	TETRA TECH INC NEW	12/30/08	04/27/09	7,345.89	7,234.82	111.07	0.00
						7,234.82	111.07	0.00
	106		03/12/09		2,388.54	2,403.87	(15.33)	0.00
						2,403.87	(15.33)	0.00

2
0
9
Y
E
A
R
E
N
D
S
U
M
M
A
R
Y

CITI GLOBAL IMPACT FUNDING
Account Number 692-72495-13 643

Details of Short Term Gain (Loss) 2009 - continued

Reference number	Quantity	Security Description	Opening Trade Date	Closing Trade Date	Sale Proceeds	Original Cost Adjusted Cost	Original Gain/(Loss) Adjusted Gain/(Loss)	Ordinary Income Capital Gain/(Loss)
125021700	60	TETRA TECH INC NEW Morgan Stanley Smith Barney LLC acted as your agent in this transaction	12/30/08	06/12/09	\$ 1,703 83	\$ 1,331 56 \$ 1,331 56	\$ 372 27 \$ 372 27	\$ 0 00 \$ 0 00
125021710	116	TETRA TECH INC NEW Morgan Stanley Smith Barney LLC acted as your agent in this transaction	12/30/08	07/20/09	3,410 54	2,574 35 2,574 35	836 19 836 19	0 00 0 00
125021720	40	TETRA TECH INC NEW Morgan Stanley Smith Barney LLC acted as your agent in this transaction	12/30/08	09/23/09	1,062 77	887 71 887 71	175 06 175 06	0 00 0 00
125021730	470	TETRA TECH INC NEW Morgan Stanley Smith Barney LLC acted as your agent in this transaction	12/30/08	09/25/09	12,032 35	10,430 57 10,430 57	1,601 78 1,601 78	0 00 0 00
125021740	33	TETRA TECH INC NEW Morgan Stanley Smith Barney LLC acted as your agent in this transaction	12/30/08	10/27/09	893 28	732 36 732 36	160 92 160 92	0 00 0 00
125021750	80	TEVA PHARMACEUTICAL INDS LTD ADR	03/17/09	05/19/09	3,580 06	3,613 47 3,613 47	(33 41) (33 41)	0 00 0 00
125021760	36	TEVA PHARMACEUTICAL INDS LTD ADR Morgan Stanley Smith Barney LLC acted as your agent	03/17/09	06/12/09	1,756 75	1,626 06 1,626 06	130 69 130 69	0 00 0 00
125021770	227	TEVA PHARMACEUTICAL INDS LTD ADR Morgan Stanley Smith Barney LLC acted as your agent	03/17/09	07/20/09	11,186 84	10,253 23 10,253 23	933 61 933 61	0 00 0 00
125021780	90	TEVA PHARMACEUTICAL INDS LTD ADR Morgan Stanley Smith Barney LLC acted as your agent	03/17/09	10/16/09	4,523 42	4,065 16 4,065 16	458 26 458 26	0 00 0 00
125021790	1,286	TEXAS INSTRUMENTS INC	12/30/08	02/04/09	21,067 13	19,288 46 19,288 46	1,778 67 1,778 67	0 00 0 00
125021800	548	TEXAS INSTRUMENTS INC	12/30/08	03/04/09	8,229 70	8,219 34 8,219 34	10 36 10 36	0 00 0 00

2
0
0
9
Y
E
A
R
E
N
D
S
U
M
M
A
R
Y

CITI GLOBAL IMPACT FUNDING
Account Number 692-72495-13 643

Details of Short Term Gain (Loss) 2009 continued

Reference number	Quantity	Security Description	Opening Trade Date	Closing Trade Date	Sale Proceeds	Original Cost Adjusted Cost	Original Gain/(Loss) Adjusted Gain/(Loss)	Ordinary Income Capital Gain/(Loss)
125021810	156	TEXAS INSTRUMENTS INC	12/30/08	04/16/09	\$ 2,784 83	\$ 2,339 81 \$ 2,339 81	\$ 445 02 \$ 445 02	\$ 0 00 \$ 0 00
125021820	962	TEXAS INSTRUMENTS INC	12/30/08	05/26/09	18,087 63	14,428 85 14,428 85	3,658 78 3,658 78	0 00 0 00
125021830	1,369	TEXAS INSTRUMENTS INC Morgan Stanley Smith Barney LLC acted as your agent in this transaction	06/29/09	07/20/09	31,500 02	29,124 24 29,124 24	2,375 78 2,375 78	0 00 0 00
125021840	141	TEXAS INSTRUMENTS INC Morgan Stanley Smith Barney LLC acted as your agent in this transaction	12/30/08	10/27/09	3,367 27	2,114 83 2,114 83	1,252 44 1,252 44	0 00 0 00
125021850	202	THERMO FISHER SCIENTIFIC INC Morgan Stanley Smith Barney LLC acted as your agent in this transaction	02/04/09	07/20/09	8,360 96	7,541 67 7,541 67	819 29 819 29	0 00 0 00
125021860	348	THOMAS & BETTS CORP	12/30/08	02/04/09	8,411 11	7,946 89 7,946 89	464 22 464 22	0 00 0 00
125021870	552	THOMAS & BETTS CORP	12/30/08	03/04/09	12,407 18	12,605 42 12,605 42	(198 24) (198 24)	0 00 0 00
125021880	2,633	THOMAS & BETTS CORP	12/30/08	03/23/09	64,026 29	60,126 92 60,126 92	3,899 37 3,899 37	0 00 0 00
	456		01/21/09		11,088 49	9,810 38 9,810 38	1,278 11 1,278 11	0 00 0 00
125021890	14	3M COMPANY Morgan Stanley Smith Barney LLC acted as your agent in this transaction	09/09/09	10/27/09	1,066 60	1,024 59 1,024 59	42 01 42.01	0 00 0 00
125021920	0178	TIME WARNER INC REVSPLT 03/27/09 887317105000	06/09/08	03/27/09	39	61 61	(22) (22)	0 00 0 00
	0538		01/21/09		1 19	1 14 1 14	05 05	0 00 0 00
125021930	244 3155	TIME WARNER INC	06/09/08	04/08/09	5,282 45	8,367 65 8,367 65	(3,085 20) (3,085 20)	0 00 0 00
	714 9463		01/21/09		15,458 18	15,161 66 15,161.66	296 52 296 52	0 00 0 00

2
0
0
9
Y
E
A
R
E
N
D
S
U
M
M
A
R
Y

Corrected Copy as of 03/31/10
Ref 00009496 00245772

CITI GLOBAL IMPACT FUNDING
Account Number 692-72495-13 643

Details of Short Term Gain (Loss) 2009 - continued

Reference number	Quantity	Security Description	Opening Trade Date	Closing Trade Date	Sale Proceeds	Original Cost Adjusted Cost	Original Gain/(Loss) Adjusted Gain/(Loss)	Ordinary Income Capital Gain/(Loss)
125021940	22	TIME WARNER INC	01/21/09	05/06/09	\$ 546 29	\$ 466 55	\$ 79 74	\$ 0 00
	58		04/01/09		1,440 23	1,193 06	247 17	0 00
						1,193 06	247 17	0 00
125021950	146	TIME WARNER INC	04/01/09	05/19/09	3 531 93	3,003 22	528 71	0 00
						3,003 22	528 71	0 00
125021960	3,654	TIME WARNER INC	04/01/09	06/04/09	89,342 02	75,162 78	14,179 24	0 00
	199	Morgan Stanley Smith Barney LLC acted as your agent in this transaction	04/13/09		4,865 64	4 395 51	470 13	0 00
						4,395 51	470 13	0 00
125021970	0111	TIME WARNER CABLE INC	06/09/08	03/27/09	30	50	(20)	0 00
		CASH IN LIEU OF 20745				50	(20)	0 00
	0333	RECORD 03/12/09 PAY 03/27/09	01/21/09		91	93	(02)	0 00
						93	(.02)	0 00
125021980	61 319	TIME WARNER CABLE INC	06/09/08	04/01/09	1,502 98	2,756 71	(1,253 73)	0 00
	184 961		01/21/09		4,533 53	2,756 71	(1,253 73)	0 00
						5,148 70	(615 17)	0 00
						6,148 70	(815.17)	0 00
125021990	286	TIMKEN CO	12/30/08	02/04/09	4,219 33	5,285 02	(1,065 69)	0 00
						5,285 02	(1,065 69)	0 00
125022000	347	TIMKEN CO	12/30/08	03/04/09	4,091 72	6,412 25	(2,320 53)	0 00
						6,412 25	(2,320 53)	0 00
125022010	630	TIMKEN CO	12/30/08	04/08/09	9,476 21	11,641 83	(2,165 62)	0 00
						11,641 83	(2,165 62)	0 00
125022020	660	TIMKEN CO	12/30/08	07/20/09	12,369 53	12,196 21	173 32	0 00
		Morgan Stanley Smith Barney LLC acted as your agent in this transaction				12,196 21	173.32	0 00
125022030	36	TIMKEN CO	12/30/08	09/23/09	857 85	665 25	192 60	0 00
		Morgan Stanley Smith Barney LLC acted as your agent in this transaction				665 25	192 60	0 00
125022040	240	TIMKEN CO	12/30/08	10/16/09	5,436 82	4,434 98	1,001 84	0 00
		Morgan Stanley Smith Barney LLC acted as your agent in this transaction				4,434 98	1,001.84	0 00
125022050	1,573	TOMOTHERAPY INC	01/21/09	02/04/09	4,184 94	3,788 57	396 37	0 00
						3,788 57	396 37	0 00

2
0
0
9

Y
E
A
R

E
N
D

S
U
M
M
A
R
Y

CITI GLOBAL IMPACT FUNDING
Account Number 692-72495-13 643

Details of Short Term Gain (Loss) 2009 - continued

Reference number	Quantity	Security Description	Opening Trade Date	Closing Trade Date	Sale Proceeds	Original Cost Adjusted Cost	Original Gain/(Loss) Adjusted Gain/(Loss)	Ordinary Income Capital Gain/(Loss)
125022060	2,170	TOMOTHERAPY INC	12/30/08	05/20/09	\$ 4,979 59	\$ 5,207 78	(\$ 228 19)	\$ 0 00
	867		01/21/09		1,989 54	2,088 17	(98 63)	0 00
						2,088 17	(98.63)	0 00
125022130	9	TOTAL S A SPONS ADR Morgan Stanley Smith Barney LLC acted as your agent in this transaction	11/11/08	07/20/09	501 02	461 02	40 00	0 00
						461 02	40 00	0 00
125022140	33	TOTAL S A SPONS ADR Morgan Stanley Smith Barney LLC acted as your agent in this transaction	11/11/08	09/23/09	2,028 89	1,690 42	338 47	0 00
						1,690 42	338 47	0 00
125022150	108	TOTAL S A SPONS ADR Morgan Stanley Smith Barney LLC acted as your agent in this transaction	11/11/08	10/16/09	6,815 05	5,532 27	1,282 78	0 00
						5,532 27	1,282 78	0 00
125022160	5	TOTAL S A SPONS ADR Morgan Stanley Smith Barney LLC acted as your agent in this transaction	11/11/08	10/27/09	314 07	256 12	57 95	0 00
						256 12	57 95	0 00
125022170	186	TOWER GROUP INC	12/30/08	03/04/09	4,273 84	4,657 96	(384 12)	0 00
						4,657 96	(384 12)	0 00
125022180	414	TOWER GROUP INC	12/30/08	04/08/09	9,737 06	10,367 72	(630 66)	0 00
						10,367 72	(630 66)	0 00
125022190	141	TOWER GROUP INC	12/30/08	05/19/09	3,558 74	3,531 04	27.70	0 00
						3,531 04	27 70	0 00
125022200	327	TOWER GROUP INC Morgan Stanley Smith Barney LLC acted as your agent in this transaction	12/30/08	07/20/09	8,292 60	8,188 99	103 61	0 00
						8,188 99	103 61	0 00
125022210	25	TOWER GROUP INC Morgan Stanley Smith Barney LLC acted as your agent in this transaction	12/30/08	09/23/09	607 48	626 07	(18 59)	0 00
						626 07	(18 59)	0 00
125022220	64	TOYOTA MOTOR CORP ADR NEW	01/21/09	02/04/09	4,274 53	4,260 64	13 89	0 00
						4,260 64	13 89	0 00
125022230	67	TOYOTA MOTOR CORP ADR NEW	12/30/08	03/04/09	4,129 80	4,290 76	(160 96)	0 00
						4,290 76	(160 96)	0 00

2
0
0
9

Y
E
A
R

E
N
D

S
U
M
M
A
R
Y

CITI GLOBAL IMPACT FUNDING
Account Number 692-72495-13 643

Details of Short Term Gain (Loss) 2009 - continued

Reference number	Quantity	Security Description	Opening Trade Date	Closing Trade Date	Sale Proceeds	Original Cost Adjusted Cost	Original Gain/(Loss) Adjusted Gain/(Loss)	Ordinary Income Capital Gain/(Loss)
125022240	124	TOYOTA MOTOR CORP ADR NEW	12/30/08	04/08/09	\$ 9,304.47	\$ 7,941.11 \$ 7,941.11	\$ 1,363.36 \$ 1,363.36	\$ 0.00 \$ 0.00
125022250	22	TOYOTA MOTOR CORP ADR NEW Morgan Stanley Smith Barney LLC acted as your agent in this transaction	12/30/08	06/12/09	1,729.31	1,408.91 1,408.91	320.40 320.40	0.00 0.00
125022260	7	TOYOTA MOTOR CORP ADR NEW Morgan Stanley Smith Barney LLC acted as your agent in this transaction	12/30/08	07/20/09	533.33	448.29 448.29	85.04 85.04	0.00 0.00
	92	TOYOTA MOTOR CORP ADR NEW Morgan Stanley Smith Barney LLC acted as your agent in this transaction		01/21/09	7,009.48	6,124.67 6,124.67	884.81 884.81	0.00 0.00
125022270	2	TOYOTA MOTOR CORP ADR NEW Morgan Stanley Smith Barney LLC acted as your agent in this transaction	12/30/08	09/23/09	165.22	128.08 128.08	37.14 37.14	0.00 0.00
125022280	138	TRACTOR SUPPLY CO	12/30/08	03/04/09	4,194.62	4,552.55 4,552.55	(357.93) (357.93)	0.00 0.00
125022290	50	TRACTOR SUPPLY CO	12/30/08	05/06/09	1,925.95	1,649.47 1,649.47	276.48 276.48	0.00 0.00
125022300	306	TRACTOR SUPPLY CO Morgan Stanley Smith Barney LLC acted as your agent in this transaction	12/30/08	07/20/09	14,652.74	10,094.79 10,094.79	4,557.95 4,557.95	0.00 0.00
125022310	19	TRACTOR SUPPLY CO Morgan Stanley Smith Barney LLC acted as your agent in this transaction	01/21/09	09/23/09	903.42	627.91 627.91	275.51 275.51	0.00 0.00
125022320	10	TRACTOR SUPPLY CO Morgan Stanley Smith Barney LLC acted as your agent in this transaction	12/30/08	10/27/09	461.18	329.89 329.89	131.29 131.29	0.00 0.00
125022330	1,773	TRIQUINT SEMICONDUCTOR INC	12/30/08	03/04/09	4,007.13	5,902.49 6,802.49	(1,895.36) (1,895.36)	0.00 0.00
	45	TRIQUINT SEMICONDUCTOR INC	01/21/09		101.70	90.40 90.40	11.30 11.30	0.00 0.00
125022340	294	TRIQUINT SEMICONDUCTOR INC Morgan Stanley Smith Barney LLC acted as your agent in this transaction	01/21/09	06/12/09	1,687.51	590.65 690.65	1,096.86 1,096.86	0.00 0.00

2
0
0
9

Y
E
A
R

E
N
D

S
U
M
M
A
R
Y

CITI GLOBAL IMPACT FUNDING
Account Number 692-72495-13 643

Details of Short Term Gain (Loss) 2009 - continued

Reference number	Quantity	Security Description	Opening Trade Date	Closing Trade Date	Sale Proceeds	Original Cost Adjusted Cost	Original Gain/(Loss) Adjusted Gain/(Loss)	Ordinary Income Capital Gain/(Loss)
125022350	1,517	TRIQUINT SEMICONDUCTOR INC Morgan Stanley Smith Barney LLC acted as your agent in this transaction	01/21/09	07/20/09	\$ 9,179.13	\$ 3,047.65 \$ 3,047.65	\$ 6,131.48 \$ 6,131.48	\$ 0.00 \$ 0.00
125022360	55	TRIQUINT SEMICONDUCTOR INC Morgan Stanley Smith Barney LLC acted as your agent in this transaction	01/21/09	09/23/09	428.98	110.50 110.50	318.48 318.48	0.00 0.00
125022370	112	TRIQUINT SEMICONDUCTOR INC Morgan Stanley Smith Barney LLC acted as your agent in this transaction	01/21/09	10/27/09	621.87	225.01 225.01	396.86 396.86	0.00 0.00
125022380	578	TURKCELL ILETISM HIZMET ADR	12/30/08	04/08/09	7,311.80	8,008.77 8,008.77	(696.97) (696.97)	0.00 0.00
125022390	127	TURKCELL ILETISM HIZMET ADR Morgan Stanley Smith Barney LLC acted as your agent in this transaction	12/30/08	06/12/09	1,724.93	1,759.71 1,759.71	(34.78) (34.78)	0.00 0.00
125022400	489	TURKCELL ILETISM HIZMET ADR Morgan Stanley Smith Barney LLC acted as your agent in this transaction	12/30/08	07/20/09	6,855.75	6,775.59 6,775.59	80.16 80.16	0.00 0.00
125022410	244	URS CORPORATION	12/30/08	03/04/09	8,520.92	9,357.55 9,357.55	(836.63) (836.63)	0.00 0.00
125022420	65	URS CORPORATION	12/30/08	04/16/09	2,884.62	2,492.79 2,492.79	391.83 391.83	0.00 0.00
125022430	99	URS CORPORATION Morgan Stanley Smith Barney LLC acted as your agent in this transaction	04/01/09	07/20/09	4,784.94	4,056.52 4,056.52	728.42 728.42	0.00 0.00
125022440	521	URS CORPORATION Morgan Stanley Smith Barney LLC acted as your agent in this transaction	12/30/08	08/28/09	22,695.43	19,980.66 19,980.66	2,714.77 2,714.77	0.00 0.00
	141		01/21/09		6,142.14	5,108.78 5,108.78	1,033.36 1,033.36	0.00 0.00
	25		04/01/09		1,089.03	1,024.37 1,024.37	64.66 64.66	0.00 0.00
125022450	440	UNILEVER PLC SPONS ADR NEW	12/30/08	03/04/09	8,245.86	10,056.90 10,056.90	(1,811.04) (1,811.04)	0.00 0.00

2
0
0
9
Y
E
A
R
E
N
D
S
U
M
M
A
R
Y

CITI GLOBAL IMPACT FUNDING
Account Number 692-72495-13 643

Details of Short Term Gain (Loss) 2009 - continued

Reference number	Quantity	Security Description	Opening Trade Date	Closing Trade Date	Sale Proceeds	Original Cost Adjusted Cost	Original Gain/(Loss) Adjusted Gain/(Loss)	Ordinary Income Capital Gain/(Loss)
125022460	1,862	UNILEVER PLC SPONS ADR NEW	12/30/08	03/19/09	\$ 33,913 35	\$ 42,558 99 \$ 42,558 99	(\$ 8,645 64) (\$ 8,645 64)	\$ 0 00 \$ 0 00
125022470	97	UNILEVER PLC SPONS ADR NEW	12/30/08	05/06/09	1,924 62	2,217 09 2,217 09	(292 47) (292 47)	0 00 0 00
125022480	151	UNILEVER PLC SPONS ADR NEW	12/30/08	05/19/09	3,560 50	3,451 35 3,451 35	109 15 109 15	0 00 0 00
125022490	69	UNILEVER PLC SPONS ADR NEW Morgan Stanley Smith Barney LLC acted as your agent in this transaction	12/30/08	06/12/09	1,680 41	1,577 11 1,577 11	103 30 103 30	0 00 0 00
125022500	512	UNILEVER PLC SPONS ADR NEW Morgan Stanley Smith Barney LLC acted as your agent in this transaction	01/21/09	07/20/09	12,827 78	12,010 50 12,010 50	817 28 817 28	0 00 0 00
125022510	22	UNILEVER PLC SPONS ADR NEW Morgan Stanley Smith Barney LLC acted as your agent in this transaction	01/21/09	09/23/09	623 74	516 08 516 08	107 66 107 66	0 00 0 00
125022520	43	UNILEVER PLC SPONS ADR NEW Morgan Stanley Smith Barney LLC acted as your agent in this transaction	12/30/08	10/27/09	1,283 19	982 83 982 83	300 36 300 36	0 00 0 00
125022590	84 521	UNILEVER NV NY SHS-NEW Morgan Stanley Smith Barney LLC acted as your agent in this transaction	09/05/08 06/11/09	07/20/09	2,178 90 13,514 39	2,435 16 2,435 16 13,168 22 13,168 22	(256 26) (256 26) 346 17 346 17	0 00 0 00 0 00 0 00
125022600	38	UNILEVER NV NY SHS-NEW Morgan Stanley Smith Barney LLC acted as your agent in this transaction	12/30/08	09/23/09	1,086 45	930 14 930 14	156 31 156 31	0 00 0 00
125022610	153	UNILEVER NV NY SHS-NEW Morgan Stanley Smith Barney LLC acted as your agent in this transaction	12/30/08	10/27/09	4,710 98	3,745 06 3,745 06	965 92 965 92	0 00 0 00
125022620	213	UNION PACIFIC CORP	03/03/09	03/04/09	8,186 69	7,752 71 7,752 71	433 98 433 98	0 00 0 00
125022630	117	UNION PACIFIC CORP	03/03/09	04/16/09	5,599 70	4,258 53 4,258 53	1,341 17 1,341 17	0 00 0 00

2
0
9
Y
E
A
R
E
N
D
S
U
M
M
A
R
Y

CITI GLOBAL IMPACT FUNDING
Account Number 692-72495-13 643

Details of Short Term Gain (Loss) 2009 - continued

Reference number	Quantity	Security Description	Opening Trade Date	Closing Trade Date	Sale Proceeds	Original Cost Adjusted Cost	Original Gain/(Loss) Adjusted Gain/(Loss)	Ordinary Income Capital Gain/(Loss)
125022640	74	UNION PACIFIC CORP	03/03/09	05/06/09	\$ 3,906.28	\$ 2,693.43	\$ 1,212.85	\$ 0.00
						\$ 2,693.43	\$ 1,212.85	\$ 0.00
125022650	33	UNION PACIFIC CORP Morgan Stanley Smith Barney LLC acted as your agent in this transaction	03/03/09	06/12/09	1,793.18	1,201.12	592.06	0.00
						1,201.12	592.06	0.00
125022660	460	UNION PACIFIC CORP Morgan Stanley Smith Barney LLC acted as your agent in this transaction	03/03/09	07/20/09	26,648.86	16,742.94	9,905.92	0.00
						16,742.94	9,905.92	0.00
125022670	2	UNION PACIFIC CORP Morgan Stanley Smith Barney LLC acted as your agent in this transaction	03/03/09	09/23/09	123.19	72.80	50.39	0.00
						72.80	50.39	0.00
125022680	1,241	UNION PACIFIC CORP Morgan Stanley Smith Barney LLC acted as your agent in this transaction	03/03/09	10/07/09	72,494.99	45,169.55	27,325.44	0.00
						45,169.55	27,325.44	0.00
125022690	290	UNITED NATURAL FOODS INC	01/21/09	02/04/09	4,228.46	4,986.69	(758.23)	0.00
						4,986.69	(758.23)	0.00
125022700	284	UNITED NATURAL FOODS INC	12/30/08	03/04/09	4,187.38	4,758.65	(571.27)	0.00
						4,758.65	(571.27)	0.00
125022710	143	UNITED NATURAL FOODS INC	12/30/08	04/16/09	2,796.57	2,396.08	400.49	0.00
						2,396.08	400.49	0.00
125022720	7	UNITED NATURAL FOODS INC	01/21/09	04/27/09	159.21	120.37	38.84	0.00
						120.37	38.84	0.00
	261		04/01/09		5,936.34	4,851.99	1,084.35	0.00
						4,851.99	1,084.35	0.00
125022730	365	UNITED NATURAL FOODS INC Morgan Stanley Smith Barney LLC acted as your agent in this transaction	12/30/08	07/20/09	9,123.88	6,115.87	3,008.01	0.00
						6,115.87	3,008.01	0.00
125022740	18	UNITED NATURAL FOODS INC Morgan Stanley Smith Barney LLC acted as your agent in this transaction	01/21/09	09/23/09	436.34	309.52	126.82	0.00
						309.52	126.82	0.00

2
0
0
9

Y
E
A
R

E
N
D

S
U
M
M
A
R
Y

Corrected Copy as of 03/31/10
Ref 00009496 00245778

CITI GLOBAL IMPACT FUNDING
Account Number 692-72495-13 643

Details of Short Term Gain (Loss) 2009: *continued*

Reference number	Quantity	Security Description	Opening Trade Date	Closing Trade Date	Sale Proceeds	Original Cost Adjusted Cost	Original Gain/(Loss) Adjusted Gain/(Loss)	Ordinary Income Capital Gain/(Loss)
125022750	44	UNITED NATURAL FOODS INC MorganStanley SmithBarney LLC acted as your agent in this transaction	12/30/08	10/27/09	\$ 1,126 08	\$ 737 26 \$ 737 26	\$ 388 82 \$ 388 82	\$ 0 00 \$ 0 00
125022760	61,000	US TSY INFLATION INDEX NTS CPI U NON-SEASONALLY ADJ DTD 07/15/2002 DUE 07/15/2012 RATE 3 000	04/08/09	07/21/09	76,972 04	76,256 55 76,669 49	715 49 312 56	0 00 312 55
125022770	81,000	US TSY INFLATION INDEX NTS CPI U NON-SEASONALLY ADJ DTD 04/15/2006 DUE 04/15/2011 RATE 2 375	04/08/09	07/21/09	89,840 56	88,381 81 89,010 08	1,458 75 830 48	0 00 830 48
125022810	322	UNITED TECHNOLOGIES CORP	06/09/08	05/19/09	16,916 22	21,657 72 21,867 72	(4,741 50) (4,741 50)	0 00 0 00
	316		01/21/09		16 601 02	15,526 66 15,526 66	1,074 36 1,074 36	0 00 0 00
125022830	132	UNIVERSAL HEALTH SERVICES INC CLASS B	10/07/08	04/16/09	5,524 05	6,397 03 6,397 03	(872 98) (872 98)	0 00 0 00
125022840	36	UNIVERSAL HEALTH SERVICES INC CLASS B	10/07/08	04/27/09	1,634 72	1,744 64 1,744 64	(109 92) (109 92)	0 00 0 00
	155		10/10/08		7,038 36	6,042 92 8,042 92	995 44 995 44	0 00 0 00
	118		10/14/08		5,358 24	5,653 13 5,653 13	(294 89) (294 89)	0 00 0 00
125022850	8	UNIVERSAL HEALTH SERVICES INC CLASS B	10/14/08	05/06/09	400 02	383 26 383 26	16 76 16 76	0 00 0 00
	32		10/28/08		1,600 08	1,135 18 1,135 18	464 90 464 90	0 00 0 00
125022860	69	UNIVERSAL HEALTH SERVICES INC CLASS B	03/23/09	05/19/09	3,638 89	2,480 18 2,480 18	1,158 71 1,158 71	0 00 0 00
125022870	117	UNIVERSAL HEALTH SERVICES INC CLASS B Morgan Stanley Smi th Barney LLC acted as yo	10/28/08	06/02/09	6,502 87	4,150 52 4,150 52	2,352 35 2,352 35	0 00 0 00
125022880	17	UNIVERSAL HEALTH SERVICES INC CLASS B	10/28/08	07/20/09	875 65	603 07 603 07	272 58 272 58	0 00 0 00
	120	Morgan Stanley Smi th Barney LLC acted as yo	03/23/09		6,181 03	4,313 35 4,313 35	1,867 68 1,867 68	0 00 0 00

2
0
0
9
Y
E
A
R
E
N
D
S
U
M
M
A
R
Y

CITI GLOBAL IMPACT FUNDING
Account Number 692-72495-13 643

Details of Short Term Gain (Loss) 2009 - continued

Reference number	Quantity	Security Description	Opening Trade Date	Closing Trade Date	Sale Proceeds	Original Cost Adjusted Cost	Original Gain/(Loss) Adjusted Gain/(Loss)	Ordinary Income Capital Gain/(Loss)
125022890	48	UNIVERSAL HEALTH SERVICES INC CLASS B MorganStanley SmithBarney LLC acted as your agent	03/23/09	09/23/09	\$ 3,006 64	\$ 1,725 34 \$ 1,725 34	\$ 1,281 30 \$ 1,281 30	\$ 0 00 \$ 0 00
125022900	178	UNIVERSAL HEALTH SERVICES INC CLASS B MorganStanley SmithBarney LLC acted as your agent	03/23/09	10/16/09	11,595 69	6,398 14 6,398 14	5,197 55 5,197 55	0 00 0 00
125022910	1,166	UNIVERSAL HEALTH SERVICES INC CLASS B MorganStanley SmithBarney LLC acted as your agent	03/23/09	11/02/09	66,344 04	41,911 40 41,911 40	24,432 64 24,432 64	0 00 0 00
125022920	603	UPM KYMMENE CORP SPN ADR	12/30/08	03/04/09	4,112 43	7,658 10 7,658 10	(3,545 67) (3,545 87)	0 00 0 00
125022930	648	UPM KYMMENE CORP SPN ADR	12/30/08	04/23/09	5,136 82	8,229 60 8,229 60	(3,092 78) (3,092 78)	0 00 0 00
	546		01/21/09		4,328 25	5,410 86 5,410 86	(1,082 61) (1,082 81)	0 00 0 00
125022940	16	VCA ANTECH INC	05/21/08	02/04/09	307 36	522 40 522 40	(215 04) (215 04)	0 00 0 00
	204		08/05/08		3,918 85	6,457 64 6,457 64	(2,538 79) (2,538 79)	0 00 0 00
125022950	284	VCA ANTECH INC	04/24/08	03/04/09	5,589 77	8,604 72 8,604 72	(3,014 95) (3,014 95)	0 00 0 00
	129		04/28/08		2,539 01	4,074 37 4,074 37	(1,535 36) (1,535 36)	0 00 0 00
125022960	157	VCA ANTECH INC	05/28/08	04/27/09	3,890 76	4,959 77 4,959 77	(1,069 01) (1,069 01)	0 00 0 00
	142		08/05/08		3,519 04	4,495 02 4,495 02	(975 98) (975 98)	0 00 0 00
125023000	97	VALE SA SPON ADR REPSTG 1 CLASS A PFD Morgan Stanley Smith Barney LLC acted as yo	04/01/09	06/12/09	1,663 50	1,141 49 1,141 49	522 01 522 01	0 00 0 00
125023010	16	VALE SA SPON ADR REPSTG 1 CLASS A PFD Morgan Stanley Smith Barney LLC acted as yo	07/09/09	07/20/09	260 95	224 52 224 52	36 43 36 43	0 00 0 00

2
0
0
9
Y
E
A
R
E
N
D
S
U
M
M
A
R
Y

CITI GLOBAL IMPACT FUNDING
Account Number 692-72495-13 643

Details of Short Term Gain (Loss) 2009 - continued

Reference number	Quantity	Security Description	Opening Trade Date	Closing Trade Date	Sale Proceeds	Original Cost Adjusted Cost	Original Gain/(Loss) Adjusted Gain/(Loss)	Ordinary Income Capital Gain/(Loss)
125023020	26	VALE SA SPON ADR REPSTG 1 CLASS A PFD Morgan Stanley Smith Barney LLC acted as your agent	04/01/09	10/27/09	\$ 605 26	\$ 305 97 \$ 305.97	\$ 299 29 \$ 299 29	\$ 0 00 \$ 0 00
125023030	74	VALSPAR CORP Morgan Stanley Smith Barney LLC acted as your agent in this transaction	12/30/08	06/12/09	1,650 17	1,293 63 1,293 63	356 54 356 54	0 00 0 00
125023040	245	VALSPAR CORP Morgan Stanley Smith Barney LLC acted as your agent in this transaction	12/30/08	07/20/09	5,777 44	4,282 97 4,282 97	1,494 47 1,494 47	0 00 0 00
125023050	32	VALSPAR CORP Morgan Stanley Smith Barney LLC acted as your agent in this transaction	12/30/08	09/23/09	887 33	559 41 559 41	327 92 327 92	0 00 0 00
125023060	272	VALSPAR CORP Morgan Stanley Smith Barney LLC acted as your agent in this transaction	12/30/08	10/16/09	7,341 77	4,754 97 4,754 97	2,586 80 2,586 80	0 00 0 00
125023070	13,387	VANGUARD BD INDEX FD INC TOTAL BD MARKET ETF Morgan Stanley Smith Barney LLC acted as your agent in this transaction	04/01/09	07/20/09	1,039,726 83	1,030,792 30 1,030,792 30	8,934 53 8,934 63	0 00 0 00
125023080	2,647	VANGUARD EUROPE PACIFIC ETF	12/19/08	02/04/09	63 240 18	71,975 37 71,975 37	(8,735 19) (8,735 19)	0 00 0 00
125023090	6,655	VANGUARD EUROPE PACIFIC ETF	12/19/08	03/04/09	139,422 13	180,958 10 180,958 10	(41,535 97) (41,535 97)	0 00 0 00
125023100	1,097	VANGUARD EUROPE PACIFIC ETF	12/19/08	04/16/09	27,755 79	29,828 85 29,828 85	(2,073 06) (2,073 06)	0 00 0 00
125023110	1,984	VANGUARD EUROPE PACIFIC ETF	12/19/08	05/06/09	54,618 11	53,947 54 53,947 54	670 57 670 67	0 00 0 00
125023120	4,143	VANGUARD EUROPE PACIFIC ETF	12/19/08	05/19/09	116,842 43	112,653 56 112,653 56	4,188 87 4,188 87	0 00 0 00
125023130	1,779	VANGUARD EUROPE PACIFIC ETF Morgan Stanley Smith Barney LLC acted as your agent in this transaction	12/19/08	06/12/09	52,712 90	48,373 32 48,373 32	4,339 58 4,339 68	0 00 0 00

2
0
0
9
Y
E
A
R
E
N
D
S
U
M
M
A
R
Y

Corrected Copy as of 03/31/10
Ref 00009496 00245781

CITI GLOBAL IMPACT FUNDING
Account Number 692-72495-13 643

Details of Short Term Gain (Loss) 2009 - continued

Reference number	Quantity	Security Description	Opening Trade Date	Closing Trade Date	Sale Proceeds	Original Cost Adjusted Cost	Original Gain/(Loss) Adjusted Gain/(Loss)	Ordinary Income Capital Gain/(Loss)
125023140	14,314	VANGUARD EUROPE PACIFIC ETF Morgan Stanley Smith Barney LLC acted as your agent in this transaction	12/19/08	07/20/09	\$ 427,118.78	\$ 389,216.27 \$ 389,218.27	\$ 37,902.51 \$ 37,902.51	\$ 0.00 \$ 0.00
125023150	1,595	VANGUARD EUROPE PACIFIC ETF Morgan Stanley Smith Barney LLC acted as your agent in this transaction	12/19/08	09/23/09	55,698.83	43,370.12 43,370.12	12,328.71 12,328.71	0.00 0.00
125023160	1,422	VANGUARD EUROPE PACIFIC ETF Morgan Stanley Smith Barney LLC acted as your agent in this transaction	12/19/08	10/27/09	49,146.61	38,666.03 38,666.03	10,480.58 10,480.58	0.00 0.00
125023170	4,209	VANGUARD EMERGING MARKETS ETF	12/19/08	02/04/09	92,728.38	105,927.90 105,927.90	(13,199.52) (13,199.52)	0.00 0.00
125023180	10,475	VANGUARD EMERGING MARKETS ETF	12/19/08	03/04/09	218,382.62	263,624.33 263,624.33	(45,241.71) (45,241.71)	0.00 0.00
125023190	8,873	VANGUARD EMERGING MARKETS ETF	12/19/08	04/08/09	225,563.61	223,306.79 223,306.79	2,256.82 2,256.82	0.00 0.00
125023200	915	VANGUARD EMERGING MARKETS ETF	12/19/08	04/16/09	25,025.06	23,027.80 23,027.80	1,997.26 1,997.26	0.00 0.00
125023210	1,608	VANGUARD EMERGING MARKETS ETF	12/19/08	05/06/09	48,772.60	40,468.54 40,468.54	8,304.06 8,304.06	0.00 0.00
125023220	3,378	VANGUARD EMERGING MARKETS ETF	12/19/08	05/19/09	106,471.82	85,014.13 85,014.13	21,457.69 21,457.69	0.00 0.00
125023230	1,329	VANGUARD EMERGING MARKETS ETF Morgan Stanley Smith Barney LLC acted as your agent in this transaction	12/19/08	06/12/09	43,871.82	33,446.94 33,448.94	10,424.88 10,424.88	0.00 0.00
125023240	4,613 5,323	VANGUARD EMERGING MARKETS ETF Morgan Stanley Smith Barney LLC acted as your agent in this transaction	12/19/08 12/30/08	07/20/09	157,160.87 181,349.95	116,095.37 116,095.37 124,259.05 124,259.05	41,065.50 41,065.50 57,090.90 57,090.90	0.00 0.00 0.00 0.00
125023250	683	VANGUARD EMERGING MARKETS ETF Morgan Stanley Smith Barney LLC acted as your agent in this transaction	12/30/08	09/23/09	26,509.41	15,943.82 15,943.82	10,565.59 10,565.59	0.00 0.00

2
0
0
9
Y
E
A
R
E
N
D
S
U
M
M
A
R
Y

CITI GLOBAL IMPACT FUNDING
Account Number 692-72495-13 643

Details of Short Term Gain (Loss) 2009 - continued

Reference number	Quantity	Security Description	Opening Trade Date	Closing Trade Date	Sale Proceeds	Original Cost Adjusted Cost	Original Gain/(Loss) Adjusted Gain/(Loss)	Ordinary Income Capital Gain/(Loss)
125023260	999	VANGUARD EMERGING MARKETS ETF MorganStanley SmithBarney LLC acted as your agent in this transaction	12/30/08	10/27/09	\$ 39,581.56	\$ 23,320.46 \$ 23,320.46	\$ 16,261.10 \$ 16,261.10	\$ 0.00 \$ 0.00
125023270	115	VARIAN MEDICAL SYSTEMS INC	06/09/08	02/04/09	4,243.24	5,438.12 5,438.12	(1,194.88) (1,194.88)	0.00 0.00
125023280	82	VARIAN MEDICAL SYSTEMS INC	05/21/08	04/16/09	2,788.74	3,791.24 3,791.24	(1,002.50) (1,002.50)	0.00 0.00
125023290	49	VARIAN MEDICAL SYSTEMS INC	05/21/08	05/19/09	1,729.78	2,265.49 2,265.49	(535.71) (535.71)	0.00 0.00
	40		06/09/08		1,412.07	1,891.52 1,891.52	(479.45) (479.45)	0.00 0.00
	12		10/29/08		423.62	521.57 521.57	(97.95) (97.95)	0.00 0.00
125023300	46	VARIAN MEDICAL SYSTEMS INC Morgan Stanley Smith Barney LLC acted as your agent in this transaction	10/29/08	06/12/09	1,746.75	1,999.37 1,999.37	(252.62) (252.62)	0.00 0.00
125023310	1,391	VARIAN MEDICAL SYSTEMS INC Morgan Stanley Smith Barney LLC acted as your agent in this transaction	10/29/08	07/20/09	46,003.07	60,459.13 60,459.13	(14,456.06) (14,456.06)	0.00 0.00
125023320	228	VARIAN MEDICAL SYSTEMS INC Morgan Stanley Smith Barney LLC acted as your agent in this transaction	10/29/08	07/20/09	7,540.79	9,909.91 9,909.91	(2,369.12) (2,369.12)	0.00 0.00
125023330	517	VARIAN MEDICAL SYSTEMS INC Morgan Stanley Smith Barney LLC acted as your agent in this transaction	10/29/08	07/21/09	17,519.64	22,471.15 22,471.15	(4,951.51) (4,951.51)	0.00 0.00
	111		01/21/09		3,761.47	3,801.08 3,801.08	(39.61) (39.61)	0.00 0.00
	141		04/01/09		4,778.09	4,253.69 4,253.69	524.40 524.40	0.00 0.00
125023340	5,073	VANGUARD GROWTH ETF	12/19/08	02/04/09	193,865.13	199,230.41 199,230.41	(5,365.28) (5,365.28)	0.00 0.00
125023350	13,173	VANGUARD GROWTH ETF	12/19/08	03/04/09	456,084.90	517,339.28 517,339.28	(61,254.38) (61,254.38)	0.00 0.00
125023360	2,691	VANGUARD GROWTH ETF	12/19/08	04/16/09	108,644.17	105,682.83 105,682.83	2,961.34 2,961.34	0.00 0.00

2
0
0
9
Y
E
A
R
E
N
D
S
U
M
M
A
R
Y

Corrected Copy as of 03/31/10
Ref. 00009496 00245783

CITI GLOBAL IMPACT FUNDING

Account Number 692-72495-13 643

Details of Short Term Gain (Loss) 2009 - continued

Reference number	Quantity	Security Description	Opening Trade Date	Closing Trade Date	Sale Proceeds	Original Cost Adjusted Cost	Original Gain/(Loss) Adjusted Gain/(Loss)	Ordinary Income Capital Gain/(Loss)
125023370	2,278	VANGUARD GROWTH ETF	12/19/08	05/06/09	\$ 96,457.15	\$ 89,463.21 \$ 89,463.21	\$ 6,993.94 \$ 6,993.94	\$ 0.00 \$ 0.00
125023380	2,928	VANGUARD GROWTH ETF	12/19/08	05/19/09	124,202.85	114,990.47 114,990.47	9,212.38 9,212.38	0.00 0.00
125023390	1,616	VANGUARD GROWTH ETF Morgan Stanley Smith Barney LLC acted as yo	12/19/08	06/12/09	71,510.68	63,464.68 63,464.68	8,046.00 8,046.00	0.00 0.00
125023400	13,241 4,844	VANGUARD GROWTH ETF Morgan Stanley Smith Barney LLC acted as yo	12/19/08 12/22/08	07/20/09	594,770.43 217,586.89	520,009.82 188,722.24 188,722.24	74,760.61 28,864.65 28,864.65	0.00 0.00 0.00
125023410	977	VANGUARD GROWTH ETF Morgan Stanley Smith Barney LLC acted as your agent	12/22/08	09/23/09	48,663.11	38,063.92 38,063.92	10,599.19 10,599.19	0.00 0.00
125023420	1,371	VANGUARD GROWTH ETF Morgan Stanley Smith Barney LLC acted as your agent	12/22/08	10/27/09	68,685.33	53,414.16 53,414.16	15,271.17 15,271.17	0.00 0.00
125023430	3,131	VANGUARD VALUE ETF	12/19/08	02/04/09	113,850.35	128,134.61 128,134.61	(14,284.26) (14,284.26)	0.00 0.00
125023440	4,311	VANGUARD VALUE ETF	12/19/08	03/04/09	132,138.31	176,425.52 176,425.52	(44,287.21) (44,287.21)	0.00 0.00
125023450	8,667	VANGUARD VALUE ETF	12/19/08	04/01/09	298,664.01	354,692.64 354,692.64	(56,028.63) (56,028.63)	0.00 0.00
125023460	1,852	VANGUARD VALUE ETF	12/19/08	04/16/09	69,808.23	75,792.17 75,792.17	(5,983.94) (5,983.94)	0.00 0.00
125023470	2,416	VANGUARD VALUE ETF	12/19/08	05/06/09	97,444.43	98,873.59 98,873.59	(1,429.16) (1,429.16)	0.00 0.00
125023480	3,697	VANGUARD VALUE ETF	12/19/08	05/19/09	148,398.94	151,297.88 151,297.88	(2,898.94) (2,898.94)	0.00 0.00
125023490	1,240	VANGUARD VALUE ETF Morgan Stanley Smith Barney LLC acted as yo ur agent in this transa	12/19/08	06/12/09	51,240.07	50,746.38 50,746.38	493.69 493.69	0.00 0.00

2
0
0
9
Y
E
A
R
E
N
D
S
U
M
M
A
R
Y

CITI GLOBAL IMPACT FUNDING
Account Number 692-72495-13 643

Details of Short Term Gain/(Loss) 2009 - continued

Reference number	Quantity	Security Description	Opening Trade Date	Closing Trade Date	Sale Proceeds	Original Cost Adjusted Cost	Original Gain/(Loss) Adjusted Gain/(Loss)	Ordinary Income Capital Gain/(Loss)
125023500	14,186	VANGUARD VALUE ETF Morgan Stanley Smith Barney LLC acted as your agent in this transaction	12/19/08	07/20/09	\$ 574,092.66	\$ 580,554.96 \$ 580,554.96	(\$ 6,462.30) (\$ 6,462.30)	\$ 0.00 \$ 0.00
	761		12/22/08		30,796.88	30,744.40 30,744.40	52.48 52.48	0.00 0.00
125023510	2,305	VANGUARD VALUE ETF Morgan Stanley Smith Barney LLC acted as your agent in this transaction	12/22/08	09/23/09	108,831.69	93,122.00 93,122.00	15,709.69 15,709.69	0.00 0.00
125023520	1,826	VANGUARD VALUE ETF Morgan Stanley Smith Barney LLC acted as your agent in this transaction	12/22/08	10/27/09	84,605.16	73,770.40 73,770.40	10,834.76 10,834.76	0.00 0.00
125023530	269	VESTAS WIND SYS A/S UTD KINGD-DKK UNSPONS ADR	12/30/08	02/04/09	4,185.61	5,192.48 5,192.48	(1,006.87) (1,008.87)	0.00 0.00
125023540	81	VESTAS WIND SYS A/S UTD KINGD-DKK UNSPONS ADR	12/30/08	05/06/09	1,964.19	1,563.53 1,563.53	400.66 400.66	0.00 0.00
125023550	69	VESTAS WIND SYS A/S UTD KINGD-DKK UNSPONS ADR Morgan Stanley Smith Barney LLC acted as your agent in this transaction	12/30/08	06/12/09	1,693.90	1,331.90 1,331.90	362.00 362.00	0.00 0.00
125023560	269	VESTAS WIND SYS A/S UTD KINGD-DKK UNSPONS ADR Morgan Stanley Smith Barney LLC acted as your agent in this transaction	12/30/08	07/20/09	6,644.12	5,192.48 5,192.48	1,451.64 1,451.64	0.00 0.00
125023570	10	VESTAS WIND SYS A/S UTD KINGD-DKK UNSPONS ADR Morgan Stanley Smith Barney LLC acted as your agent in this transaction	12/30/08	10/27/09	235.49	193.03 193.03	42.46 42.46	0.00 0.00
125023580	466	VINCI S.A. ADR	12/30/08	03/04/09	4,077.47	4,962.85 4,962.85	(885.38) (885.38)	0.00 0.00
125023590	301	VINCI S.A. ADR	12/30/08	05/19/09	3,551.70	3,205.62 3,205.62	346.08 346.08	0.00 0.00
125023600	737	VINCI S.A. ADR Morgan Stanley Smith Barney LLC acted as your agent in this transaction	12/30/08	07/20/09	8,770.07	7,848.98 7,848.98	921.09 921.09	0.00 0.00

2
0
0
9

Y
E
A
R

E
N
D

S
U
M
M
A
R
Y

Corrected Copy as of 03/31/10
Ref 00009496 00245785

CITI GLOBAL IMPACT FUNDING
Account Number 692-72495-13 643

Details of Short Term Gain (Loss) 2009 - continued

Reference number	Quantity	Security Description	Opening Trade Date	Closing Trade Date	Sale Proceeds	Original Cost Adjusted Cost	Original Gain/(Loss) Adjusted Gain/(Loss)	Ordinary Income Capital Gain/(Loss)
125023610	248	VINCI S A ADR MorganStanley SmithBarney LLC acted as your agent in this transaction	12/30/08	10/16/09	\$ 3,563 66	\$ 2,641 17 \$ 2,641 17	\$ 922 49 \$ 922 49	\$ 0 00 \$ 0 00
125023620	165	VIVENDI SA SPONSORED ADR FRANCE	01/14/09	03/04/09	4,075 47	4 521 00 4,521 00	(445 53) (445 53)	0 00 0 00
125023630	278	VIVENDI SA SPONSORED ADR FRANCE	01/14/09	04/08/09	7,487 40	7,617 20 7,617.20	(129 80) (129 80)	0 00 0 00
125023640	249	VIVENDI SA SPONSORED ADR FRANCE Morgan Stanley Smith Barney LLC acted as yo	01/14/09	07/20/09	6 374 23	6,822 60 6,822 60	(448 37) (448 37)	0 00 0 00
125023650	15	VIVENDI SA SPONSORED ADR FRANCE MorganStanley SmithBarney LLC acted as your agent	01/14/09	10/27/09	431 98	411 00 411 00	20 98 20 98	0 00 0 00
125023740	262	WMS INDUSTRIES INC	12/30/08	04/27/09	8 262 21	6,930 11 6,930 11	1,332 10 1,332 10	0 00 0 00
125023750	69	WMS INDUSTRIES INC Morgan Stanley Smith Barney LLC acted as yo ur agent in this transa	12/30/08	07/20/09	2,394 92	1,825 11 1,825 11	569 81 569 81	0 00 0 00
125023760	78	WMS INDUSTRIES INC Morgan Stanley Smith Barney LLC acted as yo	12/30/08	08/03/09	2,873 45	2,063 16 2,063 16	810 29 810 29	0 00 0 00
	80	th Barney LLC acted as yo ur agent in this transa	01/21/09		2,947 12	1,871 60 1,871 60	1,075 52 1,075 52	0 00 0 00
125023770	301	WPP PLC ADR	12/30/08	03/04/09	8,172 85	8,647 34 8,647 34	(474 49) (474 49)	0 00 0 00
125023780	543	WPP PLC ADR	12/30/08	04/08/09	16 570 84	15,599 68 15,599 68	971 16 971 16	0 00 0 00
125023790	91	WPP PLC ADR	12/30/08	04/16/09	2,855 32	2,614 31 2,614 31	241 01 241.01	0 00 0 00
125023800	307	WPP PLC ADR	12/30/08	04/27/09	9,765 87	8,819 71 8,819 71	946 16 946 16	0 00 0 00
125023810	176	WPP PLC ADR Morgan Stanley Smith Barney LLC acted as yo ur agent in this transa	04/09/09	07/20/09	6,355 21	5,410 15 5,410 15	945 06 945 06	0 00 0 00

2
0
0
9
Y
E
A
R
E
N
D
S
U
M
M
A
R
Y

CITI GLOBAL IMPACT FUNDING
Account Number 692-72495-13 643

Details of Short Term Gain (Loss) 2009 - continued

Reference number	Quantity	Security Description	Opening Trade Date	Closing Trade Date	Sale Proceeds	Original Cost Adjusted Cost	Original Gain/(Loss) Adjusted Gain/(Loss)	Ordinary Income Capital Gain/(Loss)
125023820	24	WPP PLC ADR MorganStanley SmithBarney LLC acted as your agent in this transaction	12/30/08	09/23/09	\$ 1,082.48	\$ 689.49 \$ 689.49	\$ 392.99 \$ 392.99	\$ 0.00 \$ 0.00
125023830	212	WAL-MART DE MEXICO SA DE CV SPON ADR	12/30/08	03/04/09	4,144.57	5,751.54 5,751.54	(1,606.97) (1,606.97)	0.00 0.00
125023840	467	WAL-MART DE MEXICO SA DE CV SPON ADR	12/30/08	04/08/09	12,491.92	12,669.66 12,669.66	(177.74) (177.74)	0.00 0.00
125023850	117	WAL-MART DE MEXICO SA DE CV SPON ADR	12/30/08	05/19/09	3,591.80	3,174.20 3,174.20	417.60 417.60	0.00 0.00
125023860	392	WAL-MART DE MEXICO SA DE CV SPON ADR Morgan Stanley Smith Barney LLC acted as your agent	07/09/09	07/20/09	12,311.77	11,167.61 11,167.61	1,144.16 1,144.16	0.00 0.00
125023870	14	WAL-MART DE MEXICO SA DE CV SPON ADR MorganStanley SmithBarney LLC acted as your agent	07/09/09	09/23/09	492.08	398.84 398.84	93.24 93.24	0.00 0.00
125023880	208	WAL-MART STORES INC	05/27/08	03/02/09	9,997.06	11,707.09 11,707.09	(1,710.03) (1,710.03)	0.00 0.00
125023890	170	WAL-MART STORES INC	05/27/08	03/04/09	8,318.05	9,568.30 9,568.30	(1,250.25) (1,250.25)	0.00 0.00
125023900	307	WAL-MART STORES INC Morgan Stanley Smith Barney LLC acted as your agent in this transaction	01/21/09	07/13/09	14,674.87	15,057.43 15,057.43	(382.56) (382.56)	0.00 0.00
	102		04/09/09		4,875.68	5,186.50 5,186.50	(310.82) (310.82)	0.00 0.00
125023910	179	WASTE CONNECTIONS INC	12/30/08	01/07/09	5,434.40	5,341.88 5,341.88	92.52 92.52	0.00 0.00
125023920	717	WASTE CONNECTIONS INC	12/30/08	01/26/09	20,440.04	21,397.36 21,397.36	(957.32) (957.32)	0.00 0.00
	191		01/21/09		5,444.98	5,298.36 5,298.36	146.62 146.62	0.00 0.00
125023930	153	WATSCO INC	04/09/09	04/27/09	6,417.80	6,210.75 6,210.75	207.05 207.05	0.00 0.00
125023940	140	WATSCO INC Morgan Stanley Smith Barney LLC acted as your agent in this transaction	04/09/09	06/22/09	6,450.38	5,683.03 5,683.03	767.35 767.35	0.00 0.00
	147		04/09/09		6,772.89	5,923.81 5,923.81	849.08 849.08	0.00 0.00

2009 YEAR END SUMMARY

CITI GLOBAL IMPACT FUNDING
Account Number 692-72495-13 643

Details of Short Term Gain (Loss) 2009 continued

Reference number	Quantity	Security Description	Opening Trade Date	Closing Trade Date	Sale Proceeds	Original Cost Adjusted Cost	Original Gain/(Loss) Adjusted Gain/(Loss)	Ordinary Income Capital Gain/(Loss)
125023950	322	WELLPOINT INC Morgan Stanley Smith Barney LLC acted as your agent in this transaction	05/27/09	07/20/09	\$ 16,097 17	\$ 14,927 53 \$ 14,927 53	\$ 1,169 64 \$ 1,169 64	\$ 0 00 \$ 0 00
125023960	124	WEST PHARMACEUTICAL SERVICES	12/30/08	02/04/09	4,257 39	4,583 91 4,583 91	(326 52) (326 52)	0 00 0 00
125023970	137	WEST PHARMACEUTICAL SERVICES	12/30/08	03/04/09	4,201 35	5,064 48 5,064 48	(863 13) (863 13)	0 00 0 00
125023980	59	WEST PHARMACEUTICAL SERVICES	12/30/08	05/06/09	1,959 92	2,181 05 2,181 05	(221 13) (221 13)	0 00 0 00
125023990	344	WEST PHARMACEUTICAL SERVICES Morgan Stanley Smith Barney LLC acted as your agent in this transaction	12/30/08	07/20/09	11,588 20	12,716 65 12,716 65	(1,128 45) (1,128 45)	0 00 0 00
125024000	108	WEST PHARMACEUTICAL SERVICES Morgan Stanley Smith Barney LLC acted as your agent in this transaction	12/30/08	10/16/09	4,401 04	3,992 44 3,992 44	408 60 408 60	0 00 0 00
125024010	158	WESTERN DIGITAL CORP	12/30/08	05/06/09	3,851 97	1,742 72 1,742 72	2,109 25 2,109 25	0 00 0 00
125024020	149	WESTERN DIGITAL CORP	12/30/08	05/19/09	3,678 75	1,643 45 1,643 45	2,035 30 2,035 30	0 00 0 00
125024030	68	WESTERN DIGITAL CORP Morgan Stanley Smith Barney LLC acted as your agent in this transaction	12/30/08	06/12/09	1,705 55	750 03 750 03	955 52 955 52	0 00 0 00
125024040	1,052	WESTERN DIGITAL CORP Morgan Stanley Smith Barney LLC acted as your agent in this transaction	04/09/09	07/20/09	30,213 19	23,212 70 23,212 70	7,000 49 7,000 49	0 00 0 00
125024050	159	WESTERN DIGITAL CORP Morgan Stanley Smith Barney LLC acted as your agent in this transaction	12/30/08	09/23/09	5,915 26	1,753 76 1,753 76	4,161 50 4,161 50	0 00 0 00
125024060	340	WESTERN DIGITAL CORP Morgan Stanley Smith Barney LLC acted as your agent in this transaction	12/30/08	10/16/09	12,145 81	3,750 17 3,750 17	8,395 64 8,395 64	0 00 0 00

2
0
0
9
Y
E
A
R
E
N
D
S
U
M
M
A
R
Y

CITI GLOBAL IMPACT FUNDING
Account Number 692-72495-13 643

Details of Short Term Gain (Loss) 2009 - continued

Reference number	Quantity	Security Description	Opening Trade Date	Closing Trade Date	Sale Proceeds	Original Cost Adjusted Cost	Original Gain/(Loss) Adjusted Gain/(Loss)	Ordinary Income Capital Gain/(Loss)
125024070	77	WESTERN DIGITAL CORP Morgan Stanley Smith Barney LLC	12/30/08	10/20/09	\$ 2,829 30	\$ 849 30 \$ 849 30	\$ 1,980 00 \$ 1,980 00	\$ 0 00 \$ 0 00
	18	acted as your agent in this transaction	04/03/09		661 40	381 75 381 75	279 65 279 65	0 00 0 00
125024080	573	WIND RIVER SYSTEMS INC	12/30/08	03/04/09	4,097 03	4,904 54 4,904 54	(807 51) (807 51)	0 00 0 00
125024090	149	WIND RIVER SYSTEMS INC Morgan Stanley Smith Barney LLC acted as your agent in this transaction	12/30/08	06/12/09	1,709 37	1,275 35 1,275 35	434 02 434 02	0 00 0 00
125024100	1,142	WIND RIVER SYSTEMS INC Morgan Stanley Smith Barney LLC acted as your agent in this transaction	12/30/08	07/06/09	13,098 40	9,774 83 9,774 83	3,323 57 3,323 57	0 00 0 00
	680		01/21/09		7,799 40	5,500 52 5,500 52	2,298 88 2,298 88	0 00 0 00
125024110	195	WINTRUST FINL CORP Morgan Stanley Smith Barney LLC acted as your agent in this transaction	12/30/08	07/20/09	3,081 84	3,800 45 3,800 45	(718 61) (718 61)	0 00 0 00
125024120	352	WINTRUST FINL CORP Morgan Stanley Smith Barney LLC acted as your agent in this transaction	12/30/08	11/05/09	9,327 76	6,860 31 6,860 31	2,467 45 2,467 45	0 00 0 00
125024130	704	WOLSELEY PLC SPONSORED ADR Morgan Stanley Smith Barney LLC acted as your agent	06/03/09	07/20/09	1,309 40	1,229 61 1,229 61	79 79 79 79	0 00 0 00
125024140	101	WOLSELEY PLC SPONSORED ADR Morgan Stanley Smith Barney LLC acted as your agent	06/03/09	09/23/09	228 25	176 41 176 41	51 84 51 84	0 00 0 00
125024150	435	WOLSELEY PLC SPONSORED ADR Morgan Stanley Smith Barney LLC acted as your agent	06/03/09	10/16/09	1,057 02	759 77 759 77	297 25 297 25	0 00 0 00
125024160	196	WOODWARD GOVERNOR CO DELAWARE	12/30/08	04/16/09	2,881 63	4,251 71 4,251 71	(1,370 08) (1,370 08)	0 00 0 00
125024170	437	WOODWARD GOVERNOR CO DELAWARE	12/30/08	04/27/09	8,204 06	9,479 58 9,479 58	(1,275 52) (1,275 52)	0 00 0 00

2
0
9
Y
E
A
R
E
N
D
S
U
M
M
A
R
Y

Corrected Copy as of 03/31/10
Ref 00009496 00245789

CITI GLOBAL IMPACT FUNDING
Account Number 692-72495-13 643

Details of Short Term Gain (Loss) 2009 - continued

Reference number	Quantity	Security Description	Opening Trade Date	Closing Trade Date	Sale Proceeds	Original Cost Adjusted Cost	Original Gain/(Loss) Adjusted Gain/(Loss)	Ordinary Income Capital Gain/(Loss)
125024180	115	WOODWARD GOVERNOR CO DELAWARE Morgan Stanley Smith Barney LLC acted as your agent in this transaction	01/21/09	07/20/09	\$ 2,162.40	\$ 2,684.65 \$ 2,684.65	(\$ 522.25) (\$ 522.25)	\$ 0.00 \$ 0.00
125024190	59	WOODWARD GOVERNOR CO DELAWARE Morgan Stanley Smith Barney LLC acted as your agent in this transaction	12/30/08	09/23/09	1,451.95	1,279.85 1,279.85	172.10 172.10	0.00 0.00
125024200	181	WOODWARD GOVERNOR CO DELAWARE Morgan Stanley Smith Barney LLC acted as your agent in this transaction	12/30/08	10/16/09	4,583.43	3,926.32 3,926.32	657.11 657.11	0.00 0.00
125024210	231	XTO ENERGY INC	05/16/08	02/04/09	8,475.34	15,149.81 15,149.81	(6,674.47) (6,674.47)	0.00 0.00
125024220	130	XTO ENERGY INC	05/16/08	03/04/09	4,186.49	8,525.87 8,525.87	(4,339.38) (4,339.38)	0.00 0.00
125024230	1,919 543	XTO ENERGY INC	05/16/08 09/09/08	03/11/09	57,864.82 16,373.42	125,854.93 24,293.00 24,293.00	(67,990.11) (7,919.58) (7,919.58)	0.00 0.00 0.00
125024240	48 729 93 248	XTO ENERGY INC	09/09/08 12/30/08 01/21/09 04/01/09	04/15/09	1,578.40 23,971.97 3,058.15 8,155.07	2,147.45 2,147.45 25,209.91 3,305.13 3,305.13 7,688.00 7,888.00	(569.05) (569.05) (1,237.94) (246.98) (246.98) 467.07 467.07	0.00 0.00 0.00 0.00 0.00 0.00 0.00
125024250	302	YUM BRANDS INC	03/10/08	02/04/09	8,466.22	10,634.33 10,634.33	(2,168.11) (2,168.11)	0.00 0.00
125024260	160	YUM BRANDS INC	03/10/08	03/04/09	4,155.65	5,634.08 5,634.08	(1,478.43) (1,478.43)	0.00 0.00
125024310	314 383	YUM BRANDS INC Morgan Stanley Smith Barney LLC acted as your agent in this transaction	01/21/09 04/13/09	07/27/09	10,653.21 12,994.20	9,086.85 9,086.85 11,489.23 11,489.23	1,566.36 1,566.36 1,504.97 1,504.97	0.00 0.00 0.00 0.00
125024320	384	ZEBRA TECHNOLOGIES INC CL A	12/30/08	05/11/09	7,570.44	7,487.46 7,487.46	82.98 82.98	0.00 0.00

2
0
0
9
Y
E
A
R
E
N
D
S
U
M
M
A
R
Y

Corrected Copy as of 03/31/10
Ref 00009496 00245790

CITI GLOBAL IMPACT FUNDING
Account Number 692-72495-13 643

Details of Short Term Gain (Loss) 2009 - continued

Reference number	Quantity	Security Description	Opening Trade Date	Closing Trade Date	Sale Proceeds	Original Cost Adjusted Cost	Original Gain/(Loss) Adjusted Gain/(Loss)	Ordinary Income Capital Gain/(Loss)
125024330	121	ZEBRA TECHNOLOGIES INC CL A Morgan Stanley Smi th Barney LLC acted as yo ur agent in this transa	12/30/08	07/20/09	\$ 2,904 40	\$ 2,359 33 \$ 2,359 33	\$ 545 07 \$ 545 07	\$ 0 00 \$ 0 00
125024340	979	ZIONS BANCORP	12/30/08	02/04/09	12,699 02	22,258 84 22,258 84	(9,559 82) (9,559 82)	0 00 0 00
125024350	1,689	ZIONS BANCORP	12/30/08	03/23/09	18,265 41	38,401 61 38,401 61	(20,136 20) (20,136 20)	0 00 0 00
125024360	214	ZIONS BANCORP	12/30/08	04/16/09	2,983 51	4,865 57 4,865 57	(1,882 06) (1,882 06)	0 00 0 00
125024370	365	ZIONS BANCORP	12/30/08	05/06/09	5,917 15	8,298 75 8,298 75	(2,381 60) (2,381 60)	0 00 0 00
125024380	2,060	ZIONS BANCORP	12/30/08	05/07/09	36,443 96	46,836 78 46,836 78	(10,392 82) (10,392 82)	0 00 0 00
Total					\$ 31,340,056 05	\$ 30,854,574 31 \$ 30,855,605 52	\$ 485,481 74 \$ 484,450 53	\$ 0 00 \$ 1,143 03

Details of Long Term Gain (Loss) 2009

This section shows your sales of securities during the year. The "Sale Proceeds" column excludes any accrued income you may have received. In addition, although cash in lieu less than \$20 is not included on Form 1099-B (if applicable), it is included in this section. Please note, this material is being prepared for informational purposes only and should not be used for tax preparation without the assistance of your tax advisor. For additional information regarding this section see enclosed brochure.

Reference number	Quantity	Security Description	Opening Trade Date	Closing Trade Date	Sale Proceeds	Original Cost Adjusted Cost	Original Gain/(Loss) Adjusted Gain/(Loss)	Ordinary Income Capital Gain/(Loss)
125000060	147	ACCENTURE LTD	10/11/07	03/04/09	\$ 4,152 87	\$ 6,082 89 \$ 6,082 89	(\$ 1,930 02) (\$ 1,930 02)	\$ 0 00 \$ 0 00
125000070	64	ACCENTURE LTD	10/11/07	05/06/09	1,936 06	2,648 33 2,648 33	(712 27) (712 27)	0 00 0 00
125000080	55	ACCENTURE LTD Morgan Stanley Smi th Barney LLC acted as yo ur agent in this transa	10/11/07	06/12/09	1,733 14	2,275 91 2,275 91	(542 77) (542 77)	0 00 0 00

2
0
0
9
Y
E
A
R
E
N
D
S
U
M
M
A
R
Y

Corrected Copy as of 03/31/10
Ref 00009496 00245791

CITI GLOBAL IMPACT FUNDING
Account Number 692-72495-13 643

Details of Long Term Gain (Loss) 2009 - continued

Reference number	Quantity	Security Description	Opening Trade Date	Closing Trade Date	Sale Proceeds	Original Cost Adjusted Cost	Original Gain/(Loss) Adjusted Gain/(Loss)	Ordinary Income Capital Gain/(Loss)
125000090	133	ACCENTURE LTD	10/11/07	07/20/09	\$ 4,557 83	\$ 5,503 57	(\$ 945 74)	\$ 0 00
	69	Morgan Stanley Smith Barney LLC acted as your agent in this transaction	12/18/07		2,364 59	2,444 67	(80 08)	0 00
	208		12/31/07		7,128 04	7,556 64	(428 60)	0 00
	349		01/03/08		11,960 03	12,438 36	(478 33)	0 00
125000100	2	ACCENTURE PLC	12/18/07	09/23/09	73 13	70 86	2 27	0 00
		MorganStanley SmithBarney LLC acted as your agent in this transaction				70 86	2 27	0 00
125000110	27	ACCENTURE PLC	12/18/07	10/27/09	1,006 87	956 61	50 26	0 00
		MorganStanley SmithBarney LLC acted as your agent in this transaction				956 61	50 26	0 00
125000770	17	TRANSOCEAN LTD SWITZERLAND NEW	09/19/08	09/23/09	1,447 85	2,111 59	(663 74)	0 00
		MorganStanley SmithBarney LLC acted as your agent				2,111 59	(663 74)	0 00
125000780	34	TRANSOCEAN LTD SWITZERLAND NEW	09/19/08	10/12/09	3,077 85	4,223 19	(1,145 34)	0 00
		MorganStanley SmithBarney LLC acted as your agent				4,223 19	(1,145 34)	0 00
125001010	463	FLEXTRONICS INTL LTD USD	05/10/07	05/06/09	1,926 96	4,656 84	(2,729 88)	0 00
						4,656 84	(2,729 88)	0 00
125001020	1,386 0184	FLEXTRONICS INTL LTD USD	05/10/07	05/28/09	4,894 18	13,940 54	(9,046 36)	0 00
	176 9816		05/17/07		624 94	1,687 74	(1,062 80)	0 00
	963		03/26/08		3,400 46	9,474 67	(6,074 21)	0 00
	1,396		05/01/08		4,929 43	14,963 17	(10,033 74)	0 00
	163		05/21/08		575 57	1,699 85	(1,124 28)	0 00
						1,699 85	(1,124 28)	0 00

2
0
0
9
Y
E
A
R
E
N
D
S
U
M
M
A
R
Y

Corrected Copy as of 03/31/10
Ref 00009496 00245792

CITI GLOBAL IMPACT FUNDING
Account Number 692-72495-13 643

Details of Long Term Gain (Loss) 2009 - continued

Reference number	Quantity	Security Description	Opening Trade Date	Closing Trade Date	Sale Proceeds	Original Cost Adjusted Cost	Original Gain/(Loss) Adjusted Gain/(Loss)	Ordinary Income Capital Gain/(Loss)
125001120	263	ABBOTT LABORATORIES Morgan Stanley Smith Barney LLC acted as your agent in this transaction	04/28/08	07/20/09	\$ 11,761.14	\$ 13,644.07 \$ 13,644.07	(\$ 1,882.93) (\$ 1,882.93)	\$ 0.00 \$ 0.00
125001130	36	ABBOTT LABORATORIES Morgan Stanley Smith Barney LLC acted as your agent in this transaction	04/28/08	10/27/09	1,845.45	1,867.63 1,867.63	(22.18) (22.18)	0.00 0.00
125001220	1,883	ACTIVISION BLIZZARD INC Morgan Stanley Smith Barney LLC acted as your agent in this transaction	07/14/08	07/20/09	22,448.55	31,148.02 31,148.02	(8,699.47) (8,699.47)	0.00 0.00
125001230	2,516	ACTIVISION BLIZZARD INC Morgan Stanley Smith Barney LLC acted as your agent in this transaction	07/14/08	10/30/09	27,317.02	41,618.92 41,618.92	(14,301.90) (14,301.90)	0.00 0.00
125001640	113	AFFILIATED COMPUTER SVCS CL A Morgan Stanley Smith Barney LLC acted as your agent in this transaction	06/13/08	07/20/09	5,056.73	6,274.80 6,274.80	(1,218.07) (1,218.07)	0.00 0.00
125001650	1,380	AFFILIATED COMPUTER SVCS CL A Morgan Stanley Smith Barney LLC acted as your agent in this transaction	06/13/08	08/24/09	62,868.43	76,630.30 76,630.30	(13,761.87) (13,761.87)	0.00 0.00
125002090	147	AMERICA MOVIL S A B DE CV SER L SPONS ADR	01/11/07	02/04/09	4,235.41	6,506.21 6,506.21	(2,270.80) (2,270.80)	0.00 0.00
125002100	161	AMERICA MOVIL S A B DE CV SER L SPONS ADR	10/31/06	03/04/09	4,089.48	6,726.58 6,726.58	(2,637.10) (2,637.10)	0.00 0.00
125002110	36	AMERICA MOVIL S A B DE CV SER L SPONS ADR	12/27/06	04/16/09	1,138.00	1,574.88 1,574.88	(436.88) (436.88)	0.00 0.00
	54		01/11/07		1,707.00	2,390.03 2,390.03	(683.03) (683.03)	0.00 0.00
125002120	53	AMERICA MOVIL S A B DE CV SER L SPONS ADR	10/31/06	05/06/09	1,960.94	2,214.34 2,214.34	(253.40) (253.40)	0.00 0.00
125002130	93	AMERICA MOVIL S A B DE CV SER L SPONS ADR	10/31/06	05/19/09	3,577.62	3,885.54 3,885.54	(307.92) (307.92)	0.00 0.00

2
0
0
9
Y
E
A
R
E
N
D
S
U
M
M
A
R
Y

Corrected Copy as of 03/31/10
Ref 00009496 00245793

CITI GLOBAL IMPACT FUNDING
Account Number 692-72495-13 643

Details of Long Term Gain (Loss) 2009 - continued

Reference number	Quantity	Security Description	Opening Trade Date	Closing Trade Date	Sale Proceeds	Original Cost Adjusted Cost	Original Gain/(Loss) Adjusted Gain/(Loss)	Ordinary Income Capital Gain/(Loss)
125002140	46	AMERICA MOVIL S A B DE CV SER L SPONS ADR Morgan Stanley Smith Barney LLC acted as your agent	10/31/06	06/12/09	\$ 1,769 69	\$ 1,921 88 \$ 1,921 88	(\$ 152 19) (\$ 152 19)	\$ 0 00 \$ 0 00
125002150	308	AMERICA MOVIL S A B DE CV SER L SPONS ADR Morgan Stanley Smith Barney LLC acted as your agent	12/27/06	07/20/09	12,933 35	13,474 02 13,474 02	(540.67) (540 67)	0 00 0 00
125002160	10	AMERICA MOVIL S A B DE CV SER L SPONS ADR Morgan Stanley Smith Barney LLC acted as your agent	10/31/06	10/27/09	446 88	417 80 417 80	29 08 29 08	0 00 0 00
125002450	38	ANNALY CAPITAL MANAGEMENT INC Morgan Stanley Smith Barney LLC acted as your agent in this transaction	07/16/08	07/20/09	614 52	541 92 541 92	72 60 72 60	0 00 0 00
125002460	42	ANNALY CAPITAL MANAGEMENT INC Morgan Stanley Smith Barney LLC acted as your agent in this transaction	07/16/08	09/23/09	808 97	598 97 598 97	210 00 210 00	0 00 0 00
125002470	313	ANNALY CAPITAL MANAGEMENT INC Morgan Stanley Smith Barney LLC acted as your agent in this transaction	07/16/08	10/20/09	5,483 61	4,463 73 4,463 73	1,019 88 1,019 88	0 00 0 00
125002480	1	ANNALY CAPITAL MANAGEMENT INC Morgan Stanley Smith Barney LLC acted as your agent in this transaction	07/16/08	10/27/09	17 15	14 26 14 26	2 89 2 89	0 00 0 00
125002490	247	ANNALY CAPITAL MANAGEMENT INC Morgan Stanley Smith Barney LLC acted as your agent in this transaction	07/16/08	12/28/09	4,376 21	3,522 49 3,522 49	853 72 853 72	0 00 0 00
125002610	41	APACHE CORP Morgan Stanley Smith Barney LLC acted as your agent in this transaction	05/21/08	06/12/09	3,444 50	6,035 88 6,035 88	(2,591 38) (2,591 38)	0 00 0 00

2
0
0
9
Y
E
A
R
E
N
D
S
U
M
M
A
R
Y

Corrected Copy as of 03/31/10
Ref 00009496 00245794

CITI GLOBAL IMPACT FUNDING
Account Number 692-72495-13 643

Details of Long Term Gain (Loss) 2009 - continued

Reference number	Quantity	Security Description	Opening Trade Date	Closing Trade Date	Sale Proceeds	Original Cost Adjusted Cost	Original Gain/(Loss) Adjusted Gain/(Loss)	Ordinary Income Capital Gain/(Loss)
125002620	135	APACHE CORP Morgan Stanley Smith Barney LLC acted as your agent in this transaction	05/21/08	07/20/09	\$ 10,394.38	\$ 19,874.26 \$ 19,874.26	(\$ 9,479.88) (\$ 9,479.88)	\$ 0.00 \$ 0.00
125002630	29	APACHE CORP Morgan Stanley Smith Barney LLC acted as your agent in this transaction	05/21/08	09/23/09	2,662.81	4,269.28 4,289.28	(1,606.47) (1,606.47)	0.00 0.00
125002640	160	APACHE CORP Morgan Stanley Smith Barney LLC acted as your agent in this transaction	05/21/08	10/16/09	16,430.83	23,554.67 23,554.67	(7,123.84) (7,123.84)	0.00 0.00
125002690	22	APOLLO GROUP INC CL A Morgan Stanley Smith Barney LLC acted as your agent in this transaction	07/11/08	09/23/09	1,557.33	1,200.11 1,200.11	357.22 357.22	0.00 0.00
125002700	31	APOLLO GROUP INC CL A Morgan Stanley Smith Barney LLC acted as your agent in this transaction	07/11/08	10/27/09	2,274.53	1,691.06 1,691.06	583.47 583.47	0.00 0.00
125002710	14	APPLE INC	01/05/07	02/04/09	1,312.13	1,186.43 1,186.43	125.70 125.70	0.00 0.00
125002720	36	APPLE INC	08/25/06	03/04/09	3,336.24	2,462.44 2,462.44	873.80 873.80	0.00 0.00
	230		10/31/06		21,314.90	18,724.30 18,724.30	2,590.60 2,590.60	0.00 0.00
125002730	47	APPLE INC	10/31/06	04/16/09	5,768.16	3,826.27 3,826.27	1,941.89 1,941.89	0.00 0.00
125002740	74	APPLE INC	10/31/06	05/06/09	9,789.79	6,024.34 6,024.34	3,765.45 3,765.45	0.00 0.00
125002750	56	APPLE INC	10/31/06	05/19/09	7,207.68	4,558.96 4,558.96	2,648.72 2,648.72	0.00 0.00
125002760	36	APPLE INC	10/31/06	06/12/09	4,929.06	2,930.76 2,930.76	1,998.30 1,998.30	0.00 0.00
	13	Morgan Stanley Smith Barney LLC acted as your agent in this transaction	12/22/06		1,779.94	1,066.21 1,066.21	713.73 713.73	0.00 0.00

2
0
0
9
Y
E
A
R
E
N
D
S
U
M
M
A
R
Y

Reserved
Client Statement
2009 Year End Summary

CITI GLOBAL IMPACT FUNDING

Account Number 692-72495-13 643

Details of Long Term Gain (Loss) 2009 *continued*

Reference number	Quantity	Security Description	Opening Trade Date	Closing Trade Date	Sale Proceeds	Original Cost Adjusted Cost	Original Gain/(Loss) Adjusted Gain/(Loss)	Ordinary Income Capital Gain/(Loss)
125002770	215	APPLE INC Morgan Stanley Smith Barney LLC acted as your agent in this transaction	12/22/06	07/13/09	\$ 30,410.06	\$ 17,633.46 \$ 17,633.46	\$ 12,776.60 \$ 12,776.60	\$ 0.00 \$ 0.00
125002790	26	APPLE INC Morgan Stanley Smith Barney LLC acted as your agent in this transaction	12/22/06	08/25/09	4,404.65	2,132.42 2,132.42	2,272.23 2,272.23	0.00 0.00
	42	APPLE INC Morgan Stanley Smith Barney LLC acted as your agent in this transaction	12/27/06		7,115.20	3,342.78 3,342.78	3,772.42 3,772.42	0.00 0.00
125002800	13	APPLE INC Morgan Stanley Smith Barney LLC acted as your agent in this transaction	12/27/06	09/23/09	2,435.87	1,034.67 1,034.67	1,401.20 1,401.20	0.00 0.00
125002810	38	APPLE INC Morgan Stanley Smith Barney LLC acted as your agent in this transaction	12/27/06	10/27/09	7,507.23	3,024.42 3,024.42	4,432.81 4,432.81	0.00 0.00
125003090	188	AXA S A SPONS ADR	01/11/06	03/04/09	1,746.92	6,215.28 6,215.28	(4,468.36) (4,468.36)	0.00 0.00
125003100	166	AXA S A SPONS ADR	03/19/08	04/08/09	2,185.40	5,400.46 5,400.46	(3,215.06) (3,215.06)	0.00 0.00
125003110	100	AXA S A SPONS ADR Morgan Stanley Smith Barney LLC acted as your agent in this transaction	06/09/08	07/20/09	1,929.98	3,277.10 3,277.10	(1,347.12) (1,347.12)	0.00 0.00
125003300	100	BP PLC SPONS ADR	12/18/07	02/04/09	4,266.47	7,395.85 7,395.85	(3,129.38) (3,129.38)	0.00 0.00
125003310	90	BP PLC SPONS ADR	12/18/06	04/08/09	3,529.08	6,038.66 6,038.66	(2,509.58) (2,509.58)	0.00 0.00
	130		01/05/07		5,097.56	8,387.03 8,387.03	(3,289.47) (3,289.47)	0.00 0.00
	143		01/11/07		5,607.31	8,914.76 8,914.76	(3,307.45) (3,307.45)	0.00 0.00
125003320	27	BP PLC SPONS ADR Morgan Stanley Smith Barney LLC acted as your agent in this transaction	01/11/07	06/12/09	1,379.72	1,683.21 1,683.21	(303.49) (303.49)	0.00 0.00
	6		12/18/07		306.60	443.75 443.75	(137.15) (137.15)	0.00 0.00

2
0
0
9
Y
E
A
R
E
N
D
S
U
M
M
A
R
Y

CITI GLOBAL IMPACT FUNDING
Account Number 692-72495-13 643

Details of Long Term Gain (Loss) 2009 - continued

Reference number	Quantity	Security Description	Opening Trade Date	Closing Trade Date	Sale Proceeds	Original Cost Adjusted Cost	Original Gain/(Loss) Adjusted Gain/(Loss)	Ordinary Income Capital Gain/(Loss)
125003330	152	BP PLC SPONS ADR	12/18/07	07/20/09	\$ 7,592 50	\$ 11,241 69	(\$ 3,649 19)	\$ 0 00
	38	Morgan Stanley SmithBarney LLC acted as your agent in this transaction	12/28/07		1,898 13	\$ 11,241 69 2,803 26 2,803 26	(\$ 3,649 19) (905 13) (905 13)	\$ 0 00 0 00 0 00
125003340	35	BP PLC SPONS ADR MorganStanley SmithBarney LLC acted as your agent in this transaction	12/28/07	09/23/09	1,915 24	2,581 95 2,581 95	(666 71) (666 71)	0 00 0 00
125003350	17	BP PLC SPONS ADR MorganStanley SmithBarney LLC acted as your agent in this transaction	12/28/07	10/16/09	937 39	1,254 09 1,254 09	(316 70) (316 70)	0 00 0 00
	81		03/12/08		4,466 38	5,358 58 5,358 58	(892 20) (892 20)	0 00 0 00
125003360	10	BP PLC SPONS ADR MorganStanley SmithBarney LLC acted as your agent in this transaction	03/12/08	10/27/09	581 49	661 56 661 56	(80 07) (80.07)	0 00 0 00
125003740	463	BAXTER INTL INC	02/08/08	03/04/09	24,599 37	27,988 95 27,988 95	(3,389 58) (3,389 58)	0 00 0 00
125003750	162	BAXTER INTL INC	02/08/08	04/16/09	8,221 52	9,793 11 9,793 11	(1,571 59) (1,571 59)	0 00 0 00
125003760	607	BAXTER INTL INC	02/08/08	05/26/09	30,689 68	36,693 94 36,693 94	(6,004 26) (6,004 26)	0 00 0 00
125003770	370	BAXTER INTL INC Morgan Stanley SmithBarney LLC acted as your agent in this transaction	02/08/08	07/20/09	19,776 10	22,366 98 22,366 98	(2,590 88) (2,590 88)	0 00 0 00
125003880	59	BECTON DICKINSON & CO	12/18/07	02/04/09	4,325 85	4,822 07 4,822 07	(496 22) (496 22)	0 00 0 00
125003890	46	BECTON DICKINSON & CO	02/27/07	03/04/09	3 022 49	3,491 86 3,491 86	(469 37) (469 37)	0 00 0 00
	17		04/16/07		1,117 01	1,339 43 1,339 43	(222 42) (222 42)	0 00 0 00
125003900	171	BECTON DICKINSON & CO Morgan Stanley SmithBarney LLC acted as your agent in this transaction	12/18/07	07/20/09	11 889 37	13,975 83 13,975 83	(2,086 46) (2,086 46)	0 00 0 00

2
0
0
9
Y
E
A
R
E
N
D
S
U
M
M
A
R
Y

Reserved
Client Statement
2009 Year End Summary

CITI GLOBAL IMPACT FUNDING
Account Number 692-72495-13 643

Details of Long Term Gain (Loss) 2009 - continued

Reference number	Quantity	Security Description	Opening Trade Date	Closing Trade Date	Sale Proceeds	Original Cost Adjusted Cost	Original Gain/(Loss) Adjusted Gain/(Loss)	Ordinary Income Capital Gain/(Loss)
125003910	37	BECTON DICKINSON & CO	04/16/07	11/06/09	\$ 2,597.39	\$ 2,915.23	(\$ 317.84)	\$ 0.00
	476	MorganStanley SmithBarney LLC acted as your agent in this transaction	05/10/07		33,415.10	37,266.04	(3,850.94)	0.00
	58		05/17/07		4,071.59	4,502.54	(430.95)	0.00
	403		12/18/07		28,290.51	32,937.19	(4,646.68)	0.00
						32,937.19	(4,646.68)	0.00
125004110	72	BEST BUY INC	12/18/07	02/04/09	2,016.20	3,607.10	(1,590.90)	0.00
	80		12/31/07		2,240.23	4,215.20	(1,974.97)	0.00
						4,215.20	(1,974.97)	0.00
125004120	121	BEST BUY INC	02/27/07	03/04/09	3,372.33	5,702.73	(2,330.40)	0.00
	98		04/16/07		2,731.31	4,695.18	(1,963.87)	0.00
	230		05/10/07		6,410.22	10,749.99	(4,339.77)	0.00
						10,749.99	(4,339.77)	0.00
125004130	585	BEST BUY INC	05/10/07	04/08/09	22,945.74	27,342.38	(4,396.64)	0.00
	77		05/17/07		3,020.21	3,626.70	(606.49)	0.00
	165		12/18/07		6,471.87	8,266.27	(1,794.40)	0.00
						8,266.27	(1,794.40)	0.00
125004140	55	BEST BUY INC Morgan Stanley Smith Barney LLC acted as your agent in this transaction	12/18/07	07/20/09	2,006.36	2,755.42	(749.06)	0.00
						2,755.42	(749.06)	0.00
125004150	759	BEST BUY INC Morgan Stanley Smith Barney LLC acted as your agent in this transaction	12/18/07	08/24/09	27,353.96	38,024.84	(10,670.88)	0.00
	359		01/03/08		12,938.17	17,792.04	(4,853.87)	0.00
	402		06/09/08		14,487.87	18,013.34	(3,525.47)	0.00
						18,013.34	(3,525.47)	0.00
125004340	202	BOEING CO	05/10/07	02/04/09	8,476.88	18,802.16	(10,325.28)	0.00
						18,802.16	(10,325.28)	0.00

2
0
0
9
Y
E
A
R
E
N
D
S
U
M
M
A
R
Y

CITI GLOBAL IMPACT FUNDING
Account Number 692-72495-13 643

Details of Long Term Gain (Loss), 2009 - continued

Reference number	Quantity	Security Description	Opening Trade Date	Closing Trade Date	Sale Proceeds	Original Cost Adjusted Cost	Original Gain/(Loss) Adjusted Gain/(Loss)	Ordinary Income Capital Gain/(Loss)
125004350	250	BOEING CO	01/24/07	02/11/09	\$ 10,064 77	\$ 21,845 00	(\$ 11,780 23)	\$ 0 00
	152		02/27/07		6,119 38	13,176 88	(7,057 50)	0 00
	45		04/16/07		1,811 66	4,055 85	(2,244 19)	0 00
	180		05/10/07		7,246 63	16,754 40	(9,507 77)	0 00
	779		12/18/07		31,361 82	67,414 66	(36,052 84)	0 00
	115		12/31/07		4,629 79	10,090 10	(5,460 31)	0 00
	112		01/03/08		4,509 02	9,778 16	(5,269 14)	0 00
125004410	39	BOEING CO	08/08/08	09/23/09	2,061 14	2,661 40	(600 26)	0 00
	56	MorganStanley SmithBarney LLC acted as your agent in this transaction	08/12/08		2,959 58	3,698 34	(738 76)	0 00
125004420	278	BOEING CO	08/12/08	10/16/09	14,798 66	18,359 62	(3,560 96)	0 00
		MorganStanley SmithBarney LLC acted as your agent in this transaction				18,359 62	(3,560 96)	0 00
125004490	10	BRITISH SKY BROADCASTING GROUP PLC SPONSORED ADR-USD-	05/30/06	02/04/09	282 36	406 00	(123 64)	0 00
125004500	161	BRITISH SKY BROADCASTING GROUP PLC SPONSORED ADR-USD-	05/24/06	03/04/09	4,151 55	6,325 58	(2,174 03)	0 00
125004510	66	BRITISH SKY BROADCASTING GROUP PLC SPONSORED ADR-USD-	05/24/06	05/06/09	1,958 82	2,593 09	(634 27)	0 00
125004520	18	BRITISH SKY BROADCASTING GROUP PLC SPONSORED ADR-USD-	05/24/06	07/20/09	600 33	707 21	(106 88)	0 00
	160	Morgan Stanley Smith Barney LLC acted as yo	05/30/06		5,336 22	6,496 00	(1,159 78)	0 00
125004530	49	BRITISH SKY BROADCASTING GROUP PLC SPONSORED ADR-USD-	05/24/06	09/23/09	1,778 18	1,925 18	(147 00)	0 00
		MorganStanley SmithBarney LLC acted as your agent				1,925 18	(147 00)	0 00

2
0
0
9
Y
E
A
R
E
N
D
S
U
M
M
A
R
Y

Reserved
Client Statement
2009 Year End Summary

CITI GLOBAL IMPACT FUNDING
Account Number 692-72495-13 643

Details of Long Term Gain (Loss) 2009 - continued

Reference number	Quantity	Security Description	Opening Trade Date	Closing Trade Date	Sale Proceeds	Original Cost Adjusted Cost	Original Gain/(Loss) Adjusted Gain/(Loss)	Ordinary Income Capital Gain/(Loss)
125004540	143	BRITISH SKY BROADCASTING GROUP PLC SPONSORED ADR-USD- MorganStanley SmithBarney LLC acted as your agent	05/24/06	10/16/09	\$ 5,276 15	\$ 5,618 37 \$ 5,618 37	(# 342 22) (# 342.22)	\$ 0 00 \$ 0 00
125004550	2	BROADCOM CORP CL A Morgan Stanley Smi	12/28/07	06/12/09	52 36	52 53 52 53	(17) (17)	0 00 0 00
	62	th Barney LLC acted as yo ur agent in this transa	12/31/07		1,623 13	1,621 96 1,621 96	1 17 1 17	0 00 0 00
125004560	52	BROADCOM CORP CL A Morgan Stanley Smi	12/31/07	07/20/09	1,448 89	1,360 35 1,360 35	88 54 88 54	0 00 0 00
	29	th Barney LLC acted as yo ur agent in this transa	05/21/08		808 03	761 54 761 54	46 49 46 49	0 00 0 00
125004570	32	BROADCOM CORP CL A MorganStanley SmithBarney LLC acted as your agent in this transaction	12/31/07	10/20/09	988 17	837 14 837 14	151 03 151 03	0 00 0 00
125004770	46 2946	CADBURY PLC ADR	11/21/07	03/04/09	1,360 59	2,603 18 2,603 18	(1,242 59) (1,242 59)	0 00 0 00
	93 7054		11/23/07		2,753 98	5,241 73 5,241 73	(2,487 75) (2,487 75)	0 00 0 00
125004780	95 0897	CADBURY PLC ADR	11/23/07	04/27/09	2,800 87	5,319 16 5,319 16	(2,518 29) (2,518 29)	0 00 0 00
	121 5968		03/12/08		3,581 64	6,381 47 6,381 47	(2,799 83) (2,799 83)	0 00 0 00
	145 3135		03/12/08		4,280 21	7,579 99 7,579 99	(3,299 78) (3,299 78)	0 00 0 00
125004790	9	CADBURY PLC ADR Morgan Stanley Smi th Barney LLC acted as yo ur agent in this transa	06/10/08	07/20/09	327 59	477 00 477 00	(149 41) (149 41)	0 00 0 00
125004800	41	CADBURY PLC ADR MorganStanley SmithBarney LLC acted as your agent in this transaction	03/12/08	09/23/09	2,121 28	2,138 68 2,138 68	(17 40) (17 40)	0 00 0 00

2
0
0
9
Y
E
A
R
E
N
D
S
U
M
M
A
R
Y

Reserved
Client Statement
2009 Year End Summary

CITI GLOBAL IMPACT FUNDING
Account Number 692-72495-13 643

Details of Long Term Gain (Loss) 2009 - continued

Reference number	Quantity	Security Description	Opening Trade Date	Closing Trade Date	Sale Proceeds	Original Cost Adjusted Cost	Original Gain/(Loss) Adjusted Gain/(Loss)	Ordinary Income Capital Gain/(Loss)
125004810	62	CADBURY PLC ADR	03/12/08	10/05/09	\$ 3,140.32	\$ 3,234.11	(\$ 93.79)	\$ 0.00
	93	MorganStanley SmithBarney LLC acted as your agent in this transaction	06/10/08		4,710.49	4,929.00	(218.51)	0.00
	54		09/05/08		2,735.12	2,454.30	280.82	0.00
						2,454.30	280.82	0.00
125004900	393	CAMERON INTERNATIONAL CORP	12/18/07	02/04/09	8,431.77	17,961.77	(9,530.00)	0.00
						17,961.77	(9,530.00)	0.00
125004910	421	CAMERON INTERNATIONAL CORP	02/27/07	02/24/09	7,960.26	11,838.33	(3,878.07)	0.00
	1,058		05/10/07		20,004.66	35,568.64	(15,563.98)	0.00
	26		05/17/07		491.61	912.60	(420.99)	0.00
	945		12/18/07		17,868.05	43,190.52	(25,322.47)	0.00
						43,190.52	(25,322.47)	0.00
125004980	99	CATALYST HEALTH SOLUTIONS INC	09/12/07	02/04/09	2,279.96	2,647.16	(367.20)	0.00
						2,647.16	(367.20)	0.00
125004990	234	CATALYST HEALTH SOLUTIONS INC	09/12/07	04/27/09	5,181.74	6,256.93	(1,075.19)	0.00
	42		12/19/07		930.06	1,118.61	(188.55)	0.00
						1,118.61	(188.55)	0.00
125005000	20	CATALYST HEALTH SOLUTIONS INC	02/27/07	07/20/09	475.74	511.40	(35.66)	0.00
	328	Morgan Stanley SmithBarney LLC acted as your agent in this transaction	09/21/07		7,802.06	8,529.64	(727.58)	0.00
						8,529.64	(727.58)	0.00
125005010	40	CATALYST HEALTH SOLUTIONS INC	09/21/07	10/27/09	1,283.96	1,040.20	243.76	0.00
		MorganStanley SmithBarney LLC acted as your agent in this transaction				1,040.20	243.76	0.00
125005180	492	CHEUNG KONG HOLDING-ADR	07/13/07	02/04/09	4,196.73	6,964.85	(2,768.12)	0.00
						6,964.85	(2,768.12)	0.00
125005190	516	CHEUNG KONG HOLDING-ADR	07/13/07	03/04/09	4,102.17	7,304.60	(3,202.43)	0.00
						7,304.60	(3,202.43)	0.00
125005200	167	CHEUNG KONG HOLDING-ADR	07/13/07	05/06/09	1,928.80	2,364.08	(435.28)	0.00
						2,364.08	(435.28)	0.00
125005210	321	CHEUNG KONG HOLDING-ADR	07/13/07	05/19/09	3,530.90	4,544.14	(1,013.24)	0.00
						4,544.14	(1,013.24)	0.00

2009 YEAR END SUMMARY

CITI GLOBAL IMPACT FUNDING
Account Number 692-72495-13 643

Details of Long Term Gain (Loss) 2009 - continued

Reference number	Quantity	Security Description	Opening Trade Date	Closing Trade Date	Sale Proceeds	Original Cost Adjusted Cost	Original Gain/(Loss) Adjusted Gain/(Loss)	Ordinary Income Capital Gain/(Loss)
125005220	954	CHEUNG KONG HOLDING-ADR Morgan Stanley Smith Barney LLC acted as your agent in this transaction	07/13/07	07/20/09	\$ 11,972.39	\$ 13,505.01 \$ 13,505.01	(\$ 1,532.62) (\$ 1,532.62)	\$ 0.00 \$ 0.00
125005230	9	CHEUNG KONG HOLDING-ADR Morgan Stanley Smith Barney LLC acted as your agent in this transaction	07/13/07	10/27/09	117.53	127.41 127.41	(9.88) (9.88)	0.00 0.00
125005540	438	COACH INC Morgan Stanley Smith Barney LLC acted as your agent in this transaction	06/03/08	07/20/09	11,769.85	15,627.70 15,627.70	(3,857.85) (3,857.85)	0.00 0.00
125005550	93	COACH INC Morgan Stanley Smith Barney LLC acted as your agent in this transaction	06/03/08	09/23/09	3,049.54	3,318.21 3,318.21	(268.67) (268.67)	0.00 0.00
125005560	292	COACH INC Morgan Stanley Smith Barney LLC acted as your agent in this transaction	06/03/08	10/16/09	9,969.06	10,418.47 10,418.47	(449.41) (449.41)	0.00 0.00
125005650	67	COLGATE PALMOLIVE CO	12/18/07	02/04/09	4,278.59	5,222.52 5,222.52	(943.93) (943.93)	0.00 0.00
125005660	69	COLGATE PALMOLIVE CO	02/27/07	03/04/09	4,096.71	4,658.19 4,658.19	(561.48) (561.48)	0.00 0.00
	91		04/16/07		5,402.91	6,025.11 6,025.11	(622.20) (622.20)	0.00 0.00
	47		05/10/07		2,790.52	3,173.44 3,173.44	(382.92) (382.92)	0.00 0.00
125005670	56	COLGATE PALMOLIVE CO	05/10/07	05/19/09	3,607.56	3,781.12 3,781.12	(173.56) (173.56)	0.00 0.00
125005680	25	COLGATE PALMOLIVE CO Morgan Stanley Smith Barney LLC acted as your agent in this transaction	05/10/07	06/12/09	1,784.01	1,688.00 1,688.00	96.01 96.01	0.00 0.00
125005690	284	COLGATE PALMOLIVE CO Morgan Stanley Smith Barney LLC acted as your agent in this transaction	12/18/07	07/20/09	20,825.47	22,137.23 22,137.23	(1,311.76) (1,311.76)	0.00 0.00
	33		01/03/08		2,419.86	2,571.95 2,571.95	(152.09) (152.09)	0.00 0.00

2
0
0
9

Y
E
A
R

E
N
D

S
U
M
M
A
R
Y

CITI GLOBAL IMPACT FUNDING
Account Number 692-72495-13 643

Details of Long Term Gain (Loss) 2009 - continued

Reference number	Quantity	Security Description	Opening Trade Date	Closing Trade Date	Sale Proceeds	Original Cost Adjusted Cost	Original Gain/(Loss) Adjusted Gain/(Loss)	Ordinary Income Capital Gain/(Loss)
125005700	6	COLGATE PALMOLIVE CO MorganStanley SmithBarney LLC acted as your agent in this transaction	05/10/07	10/27/09	\$ 467 44	\$ 405 12 \$ 405 12	\$ 62 32 \$ 62.32	\$ 0 00 \$ 0 00
125006020	186	CONOCOPHILLIPS	12/18/07	02/04/09	8 482 48	15,327 27 15,327 27	(6 844 79) (6,844 79)	0 00 0 00
125006030	221	CONOCOPHILLIPS	03/02/06	03/04/09	8,316 18	13,843 90 13,843 90	(5,527 72) (5,527 72)	0 00 0 00
125006040	79	CONOCOPHILLIPS	03/02/06	03/23/09	3,139 44	4,948 73 4,948 73	(1,809 29) (1,809 29)	0 00 0 00
	159		05/09/06		6,318 62	10,660 95 10,660 95	(4,342 33) (4,342 33)	0 00 0 00
125006050	41	CONOCOPHILLIPS	05/09/06	05/06/09	1,823 34	2,749 05 2,749 05	(925 71) (925 71)	0 00 0 00
	4		05/30/06		177 89	248 52 248 52	(70 63) (70.63)	0 00 0 00
125006060	154	CONOCOPHILLIPS	05/30/06	05/19/09	7,125 39	9,568 02 9,568 02	(2,442 63) (2,442 63)	0 00 0 00
125006070	42	CONOCOPHILLIPS	05/30/06	05/26/09	1,870 53	2,609 46 2,609 46	(738.93) (738 93)	0 00 0 00
	231		01/05/07		10,287 89	15 601 74 15,601 74	(5,313 85) (5,313 85)	0 00 0 00
125006080	169	CONOCOPHILLIPS Morgan Stanley Smi th Barney LLC acted as yo ur agent in this transa	12/18/07	07/20/09	7,285 59	13,926 39 13,926 39	(6,640 80) (6,640 80)	0 00 0 00
125006090	39	CONOCOPHILLIPS MorganStanley SmithBarney LLC acted as your agent in this transaction	01/05/07	09/23/09	1,801 38	2,634 06 2,634 06	(832 68) (832 68)	0 00 0 00
125006100	230	CONOCOPHILLIPS MorganStanley SmithBarney LLC acted as your agent in this transaction	01/05/07	10/16/09	11,946 79	15,534 20 15,534 20	(3,587 41) (3,587 41)	0 00 0 00
	127		01/11/07		6,596 70	7,856 22 7,856 22	(1,259 52) (1,259 52)	0 00 0 00
125006110	9	CONOCOPHILLIPS MorganStanley SmithBarney LLC acted as your agent in this transaction	01/11/07	10/27/09	463 68	556 74 556 74	(93 06) (93.06)	0 00 0 00

2
0
0
9
Y
E
A
R
E
N
D
S
U
M
M
A
R
Y

Corrected Copy as of 03/31/10
Ref 00009496 00245803

CITI GLOBAL IMPACT FUNDING
Account Number 692-72495-13 643

Details of Long Term Gain (Loss) 2009: continued

Reference number	Quantity	Security Description	Opening Trade Date	Closing Trade Date	Sale Proceeds	Original Cost Adjusted Cost	Original Gain/(Loss) Adjusted Gain/(Loss)	Ordinary Income Capital Gain/(Loss)
125006520	129	DBS GROUP HLDG LTD SP ADR	01/11/07	07/20/09	\$ 4,443 93	\$ 7,379 29	(\$ 2,935 36)	\$ 0 00
	258	Morgan Stanley Smith Barney LLC acted as your agent in this transaction	12/18/07		8,887 87	14,215 80	(5,327 93)	0 00
						14,215 80	(5,327 93)	0 00
125006530	48	DBS GROUP HLDG LTD SP ADR	08/23/07	09/23/09	1,780 75	2,606 89	(826 14)	0 00
		Morgan Stanley Smith Barney LLC acted as your agent in this transaction				2,606 89	(826 14)	0 00
125006540	46	DBS GROUP HLDG LTD SP ADR	08/23/07	10/27/09	1,697 35	2,498 27	(800 92)	0 00
		Morgan Stanley Smith Barney LLC acted as your agent in this transaction				2,498 27	(800 92)	0 00
125006840	908	DELL INC	12/18/07	03/04/09	8,145 35	21,592 24	(13,446 89)	0 00
						21,592 24	(13,446 89)	0 00
125006850	269	DELL INC	12/18/07	04/16/09	2,913 46	6,396 82	(3,483 36)	0 00
						6,396 82	(3,483 36)	0 00
125006860	257	DELL INC	12/18/07	04/27/09	2,851 08	6,111 46	(3,260 38)	0 00
	561		01/03/08		6,223 57	6,111 46	(3,260 38)	0 00
	197		01/25/08		2,185 47	13,323 75	(7,100 18)	0 00
						4,003 98	(1,818 51)	0 00
						4,003 98	(1,818 51)	0 00
125006870	129	DELL INC	01/25/08	06/12/09	1,723 43	2,621 90	(898 47)	0 00
		Morgan Stanley Smith Barney LLC acted as your agent in this transaction				2,621 90	(898 47)	0 00
125006880	114	DELL INC	01/25/08	07/20/09	1,468 32	2,317 03	(848 71)	0 00
		Morgan Stanley Smith Barney LLC acted as your agent in this transaction				2,317 03	(848 71)	0 00
	321		02/13/08		4,134 47	6,519 35	(2,384 88)	0 00
	405		05/19/08		5,216 39	6,519 35	(2,384 88)	0 00
						8,640 72	(3,424 33)	0 00
	32		05/21/08		412 15	649 87	(237 72)	0 00
	492		06/26/08		6,336 94	649 87	(237 72)	0 00
						11,169 38	(4,832 44)	0 00
						11,169 38	(4,832 44)	0 00

2
0
0
9
Y
E
A
R
E
N
D
S
U
M
M
A
R
Y

CITI GLOBAL IMPACT FUNDING
Account Number 692-72495-13 643

Details of Long Term Gain (Loss) 2009 - continued

Reference number	Quantity	Security Description	Opening Trade Date	Closing Trade Date	Sale Proceeds	Original Cost Adjusted Cost	Original Gain/(Loss) Adjusted Gain/(Loss)	Ordinary Income Capital Gain/(Loss)
125006890	251	DELL INC	02/04/08	08/24/09	\$ 3,727 50	\$ 5,023 79	(\$ 1,296 29)	\$ 0 00
	147	Morgan Stanley Smith Barney LLC acted as your agent in this transaction	02/29/08		2,183 04	\$ 5,023 79 2,965 90	(\$ 1,296 29) (782.86)	\$ 0 00 0 00
125006900	105	DELL INC	02/29/08	09/23/09	1,691 91	2,118 50	(426 59)	0 00
		MorganStanley SmithBarney LLC acted as your agent in this transaction				2,118 50	(426 59)	0 00
125006910	55	DELL INC	02/29/08	10/27/09	842 09	1,109 69	(267 60)	0 00
		MorganStanley SmithBarney LLC acted as your agent in this transaction				1,109 69	(267 60)	0 00
125006920	390	DELL INC	02/29/08	12/11/09	5,129 07	7,868 72	(2,739 65)	0 00
	41	MorganStanley SmithBarney LLC acted as your agent in this transaction	03/04/08		539 21	7,868 72 801 96	(2,739 65) (262 75)	0 00 0 00
	325		03/26/08		4,274 22	801 96 6,549 14	(262 75) (2,274 92)	0 00 0 00
	460		04/04/08		6,049 67	6,549 14 9,134 17	(2,274 92) (3,084 50)	0 00 0 00
	302		04/24/08		3,971 74	9,134 17 5,812 47	(3,084 50) (1,840 73)	0 00 0 00
	1,208		05/21/08		15,886 96	5,812 47 24,532 49	(1,840 73) (8,645 53)	0 00 0 00
	170		05/21/08		2,235 75	24,532 49 3,450 66	(8,645 53) (1,214 91)	0 00 0 00
	1,159		09/17/08		15,242 54	3,450 66 18,647 85	(1,214 91) (3,405 31)	0 00 0 00
125007370	373	EMC CORP-MASS	10/22/07	02/04/09	4,215 88	8,382 35	(4,166 47)	0 00
						8,382 35	(4,166 47)	0 00
125007380	435	EMC CORP-MASS	10/22/07	04/16/09	5 581 77	9,775 67	(4,193 90)	0 00
						9,775 67	(4,193 90)	0 00
125007390	150	EMC CORP-MASS	10/22/07	05/06/09	1,914 25	3,370 92	(1,456 67)	0 00
						3,370 92	(1,456 67)	0 00
125007400	261	EMC CORP-MASS	10/22/07	06/12/09	3,456 20	5,865 40	(2,409 20)	0 00
		Morgan Stanley Smith Barney LLC acted as your agent in this transaction				5,865 40	(2,409 20)	0 00

2009 YEAR END SUMMARY

Corrected Copy as of 03/31/10
Ref 00009496 00245805

CITI GLOBAL IMPACT FUNDING
Account Number 692-72495-13 643

Details of Long Term Gain/(Loss) 2009 - continued

Reference number	Quantity	Security Description	Opening Trade Date	Closing Trade Date	Sale Proceeds	Original Cost Adjusted Cost	Original Gain/(Loss) Adjusted Gain/(Loss)	Ordinary Income Capital Gain/(Loss)
125007410	3,862	EMC CORP-MASS Morgan Stanley Smith Barney LLC acted as your agent in this transaction	10/22/07	07/20/09	\$ 54,224.56	\$ 86,789.95 \$ 86,789.95	(\$ 32,565.39) (\$ 32,565.39)	\$ 0.00 \$ 0.00
125007420	375	EMC CORP-MASS Morgan Stanley Smith Barney LLC acted as your agent in this transaction	10/22/07	09/23/09	6,483.99	8,427.30 8,427.30	(1,943.31) (1,943.31)	0.00 0.00
125007430	1,023	EMC CORP-MASS Morgan Stanley Smith Barney LLC acted as your agent in this transaction	10/22/07	09/24/09	17,564.55	22,989.68 22,989.68	(5,425.13) (5,425.13)	0.00 0.00
125007440	25	EMC CORP-MASS Morgan Stanley Smith Barney LLC acted as your agent in this transaction	10/22/07	10/27/09	422.08	561.82 561.82	(139.74) (139.74)	0.00 0.00
125007500	115	ENI SPA SPONSORED ADR	12/18/06	03/04/09	4,136.43	7,676.55 7,676.55	(3,540.12) (3,540.12)	0.00 0.00
125007510	135	ENI SPA SPONSORED ADR	12/18/06	04/07/09	5,252.62	9,011.60 9,011.60	(3,758.98) (3,758.98)	0.00 0.00
	120		01/05/07		4,669.00	7,777.87 7,777.87	(3,108.87) (3,108.87)	0.00 0.00
	130		01/11/07		5,058.08	8,255.91 8,255.91	(3,197.83) (3,197.83)	0.00 0.00
	61		08/23/07		2,373.40	4,046.66 4,046.66	(1,673.26) (1,673.26)	0.00 0.00
125007520	44	ENI SPA SPONSORED ADR	08/23/07	05/06/09	1,991.82	2,918.90 2,918.90	(927.08) (927.08)	0.00 0.00
125007530	79	ENI SPA SPONSORED ADR	08/23/07	05/19/09	3,591.24	5,240.76 5,240.76	(1,649.52) (1,649.52)	0.00 0.00
125007540	16	ENI SPA SPONSORED ADR Morgan Stanley Smith Barney LLC acted as your agent in this transaction	08/23/07	06/12/09	810.38	1,061.42 1,061.42	(251.04) (251.04)	0.00 0.00
	18		12/18/07		911.67	1,270.88 1,270.88	(359.21) (359.21)	0.00 0.00
125007550	174	ENI SPA SPONSORED ADR Morgan Stanley Smith Barney LLC acted as your agent in this transaction	12/18/07	07/20/09	8,517.08	12,285.16 12,285.16	(3,768.08) (3,768.08)	0.00 0.00

2
0
0
9
Y
E
A
R
E
N
D
S
U
M
M
A
R
Y

Corrected Copy as of 03/31/10
Ref 00009496 00245806

CITI GLOBAL IMPACT FUNDING
Account Number 692-72495-13 643

Details of Long Term Gain (Loss) 2009 - continued

Reference number	Quantity	Security Description	Opening Trade Date	Closing Trade Date	Sale Proceeds	Original Cost Adjusted Cost	Original Gain/(Loss) Adjusted Gain/(Loss)	Ordinary Income Capital Gain/(Loss)
125007560	18	ENI SPA SPONSORED ADR MorganStanley SmithBarney LLC acted as your agent in this transaction	12/18/07	09/23/09	\$ 907 35	\$ 1,270 88 \$ 1,270 88	(\$ 363 53) (\$ 363 53)	\$ 0 00 \$ 0 00
125007920	10	ENCANA CORP-CAD MorganStanley SmithBarney LLC acted as your agent in this transaction	09/15/08	09/23/09	583 18	650 89 650 89	(67 71) (67 71)	0 00 0 00
125007930	14	ENCANA CORP-CAD MorganStanley SmithBarney LLC acted as your agent in this transaction	09/15/08	10/27/09	823 09	911 25 911 25	(88 16) (88 16)	0 00 0 00
125008050	66	EXPRESS SCRIPTS INC COMMON	12/31/07	02/04/09	3,718 27	4,806 12 4,806 12	(1,087.85) (1,087 85)	0 00 0 00
	84		01/03/08		4,732 35	6,237 84 6,237 84	(1,505 49) (1,505 49)	0 00 0 00
125008060	85	EXPRESS SCRIPTS INC COMMON	10/19/07	03/04/09	4,096 63	5,077 19 5,077 19	(980 56) (980 56)	0 00 0 00
125008070	104	EXPRESS SCRIPTS INC COMMON	10/19/07	03/26/09	4,760 67	6,212 09 6,212 09	(1,451 42) (1,451 42)	0 00 0 00
125008080	124	EXPRESS SCRIPTS INC COMMON	10/19/07	04/06/09	5,966 84	7,406 72 7,406 72	(1,439 88) (1,439 88)	0 00 0 00
125008090	185	EXPRESS SCRIPTS INC COMMON	10/19/07	04/16/09	11,241 79	11,050 34 11,050 34	191 45 191 45	0 00 0 00
125008100	293	EXPRESS SCRIPTS INC COMMON	10/19/07	04/27/09	17,551 24	17,501 36 17,501 36	49 88 49 88	0 00 0 00
125008110	107	EXPRESS SCRIPTS INC COMMON Morgan Stanley Smi	10/19/07	06/01/09	6,861 84	6,391 28 6,391 28	470 56 470 56	0 00 0 00
	195	th Barney LLC acted as yo ur agent in this transa	12/18/07		12,505 22	13,726 46 13,726 46	(1,221 24) (1,221 24)	0 00 0 00
125008120	189	EXPRESS SCRIPTS INC COMMON Morgan Stanley Smi	12/18/07	07/20/09	12,371 98	13,304 11 13,304 11	(932 13) (932 13)	0 00 0 00
	26	th Barney LLC acted as yo ur agent in this transa	12/31/07		1,701 96	1,893 32 1,893 32	(191 36) (191.36)	0 00 0 00
125008130	419	EXPRESS SCRIPTS INC COMMON Morgan Stanley Smi th Barney LLC acted as yo ur agent in this transa	12/18/07	08/04/09	28,762 44	29,494 30 29,494 30	(731 86) (731 86)	0 00 0 00

2
0
0
9
Y
E
A
R
E
N
D
S
U
M
M
A
R
Y

CITI GLOBAL IMPACT FUNDING
Account Number 692-72495-13 643

Details of Long Term Gain (Loss) 2009 - continued

Reference number	Quantity	Security Description	Opening Trade Date	Closing Trade Date	Sale Proceeds	Original Cost Adjusted Cost	Original Gain/(Loss) Adjusted Gain/(Loss)	Ordinary Income Capital Gain/(Loss)
125008460	94	FIRST HORIZON NATL CORP	Unavailable	01/06/09	\$ 1,008.99			
125008720	76	FLOWSERVE CORP MorganStanley SmithBarney LLC acted as your agent in this transaction	08/14/08	09/23/09	7,724.74	9,780.44 9,780.44	(2,055.70) (2,055.70)	0.00 0.00
125008730	121	FLOWSERVE CORP MorganStanley SmithBarney LLC acted as your agent in this transaction	08/14/06	10/16/09	12,721.07	15,571.49 15,571.49	(2,850.42) (2,850.42)	0.00 0.00
	111		09/09/08		11,669.74	10,669.84 10,669.84	999.90 999.90	0.00 0.00
125008740	1	FLOWSERVE CORP MorganStanley SmithBarney LLC acted as your agent in this transaction	09/09/08	10/27/09	103.71	96.12 96.12	7.59 7.59	0.00 0.00
125008750	163	FRANCE TELECOM SA SPON ADR	12/20/07	02/04/09	3,782.55	5,695.22 5,695.22	(1,912.67) (1,912.67)	0.00 0.00
125008760	125	FRANCE TELECOM SA SPON ADR	07/25/06	02/11/09	2,907.12	2,778.59 2,778.59	128.53 128.53	0.00 0.00
	255		07/26/06		5,930.53	5,714.42 5,714.42	216.11 216.11	0.00 0.00
	516		09/14/06		12,000.59	11,491.99 11,491.99	508.60 508.60	0.00 0.00
125008770	76	FRANCE TELECOM SA SPON ADR Morgan Stanley Smi th Barney LLC acted as yo ur agent in this transa	09/14/06	06/12/09	1,717.09	1,692.62 1,692.62	24.47 24.47	0.00 0.00
125008780	176	FRANCE TELECOM SA SPON ADR Morgan Stanley Smi th Barney LLC acted as yo ur agent in this transa	05/22/08	07/20/09	4,105.62	5,568.64 5,568.64	(1,463.02) (1,463.02)	0.00 0.00
	59		06/10/08		1,376.32	1,669.11 1,669.11	(292.79) (292.79)	0.00 0.00
125008790	31	FRANCE TELECOM SA SPON ADR MorganStanley SmithBarney LLC acted as your agent in this transaction	09/14/06	09/23/09	850.80	690.41 690.41	160.39 160.39	0.00 0.00
125008800	20	FRANCE TELECOM SA SPON ADR MorganStanley SmithBarney LLC acted as your agent in this transaction	09/14/06	10/27/09	527.33	445.43 445.43	81.90 81.90	0.00 0.00

2
0
0
9

Y
E
A
R

E
N
D

S
U
M
M
A
R
Y

CITI GLOBAL IMPACT FUNDING
Account Number 692-72495-13 643

Details of Long Term Gain (Loss) 2009 - continued

Reference number	Quantity	Security Description	Opening Trade Date	Closing Trade Date	Sale Proceeds	Original Cost Adjusted Cost	Original Gain/(Loss) Adjusted Gain/(Loss)	Ordinary Income Capital Gain/(Loss)
125008920	200	FRESENIUS MEDICAL CARE AG & CO KGAA SPONS ADR	06/01/06	03/04/09	\$ 8,229 23	\$ 7,447 40	\$ 781 83	\$ 0 00
						\$ 7,447 40	\$ 781 83	\$ 0 00
125008930	270	FRESENIUS MEDICAL CARE AG & CO KGAA SPONS ADR	06/01/06	03/17/09	10,349 04	10,053 99	295 05	0 00
	705		11/28/07		27 022 50	39,413 03	(12,390 53)	0 00
	362		11/29/07		13,875 38	20,213 36	(6,337 98)	0 00
	103		12/20/07		3,947 97	5,320 98	(1,373 01)	0 00
						5,320 98	(1,373 01)	0 00
125009280	77	GENERAL DYNAMICS CORP	12/05/07	02/04/09	4,237 28	7,084 65	(2,847 37)	0 00
						7,084 65	(2,847 37)	0 00
125009290	337	GENERAL DYNAMICS CORP	12/05/07	04/27/09	17,311 91	31,006 82	(13,694 91)	0 00
						31,006 82	(13,694 91)	0 00
125009300	63	GENERAL DYNAMICS CORP	12/05/07	05/19/09	3,606 88	5,796 53	(2,189 65)	0 00
						5,796 53	(2,189 65)	0 00
125009310	81	GENERAL DYNAMICS CORP	12/05/07	07/20/09	4,375 71	7,452 68	(3,076 97)	0 00
	58	Morgan Stanley Smith Barney LLC acted as your agent in this transaction	12/31/07		3,133 22	7,462 68	(3,076 97)	0 00
						5,185 20	(2,051 98)	0 00
						5,185 20	(2,051 98)	0 00
125009320	33	GENERAL DYNAMICS CORP Morgan Stanley Smith Barney LLC acted as your agent in this transaction	12/18/07	09/23/09	2,099 16	2,890 80	(791 64)	0 00
						2,890 80	(791 64)	0 00
125009330	163	GENERAL DYNAMICS CORP Morgan Stanley Smith Barney LLC acted as your agent in this transaction	12/18/07	10/16/09	11,002 54	14,278 80	(3,276 26)	0 00
						14,278 80	(3,276 26)	0 00
125009340	3	GENERAL DYNAMICS CORP Morgan Stanley Smith Barney LLC acted as your agent in this transaction	12/18/07	10/27/09	197 30	262 80	(65 50)	0 00
						262 80	(65 50)	0 00
125009350	517	GENERAL DYNAMICS CORP Morgan Stanley Smith Barney LLC acted as your agent in this transaction	12/18/07	12/29/09	35,548 52	45,289 20	(9,740 68)	0 00
	36		12/31/07		2,475 33	46,289 20	(9,740 68)	0 00
	110		01/03/08		7,563 52	3,218 40	(743 07)	0 00
						3,218 40	(743 07)	0 00
						9,754 80	(2,191 28)	0 00
						9,754 80	(2,191 28)	0 00

2
0
0
9
Y
E
A
R
E
N
D
S
U
M
M
A
R
Y

Corrected Copy as of 03/31/10
Ref 00009496 00245809

CITI GLOBAL IMPACT FUNDING
Account Number 692-72495-13 643

Details of Long Term Gain (Loss) 2009 - continued

Reference number	Quantity	Security Description	Opening Trade Date	Closing Trade Date	Sale Proceeds	Original Cost Adjusted Cost	Original Gain/(Loss) Adjusted Gain/(Loss)	Ordinary Income Capital Gain/(Loss)
125009480	3	GENZYME CORP	12/27/06	02/04/09	\$ 211 32	\$ 186 38 \$ 186 38	\$ 24 94 \$ 24 94	\$ 0 00 \$ 0 00
125009490	258	GENZYME CORP	04/28/06	03/02/09	14 719 22	15,621 83 15,621 83	(902.61) (902 61)	0 00 0 00
125009500	20	GENZYME CORP	04/28/06	03/04/09	1,086 51	1,210 99 1,210 99	(114 48) (114 48)	0 00 0 00
	56		05/09/06		3,070 24	3,226 57 3,226 57	(156 33) (156 33)	0 00 0 00
125009510	123	GENZYME CORP	05/09/06	04/08/09	6,936 34	7,086 94 7,086 94	(150 60) (150 60)	0 00 0 00
125009520	36	GENZYME CORP	05/09/06	05/06/09	1,991 75	2,074 23 2,074 23	(82 48) (82 48)	0 00 0 00
125009530	33	GENZYME CORP	05/30/06	07/20/09	1,765 47	1,983 30 1,983 30	(217 83) (217 83)	0 00 0 00
	157	Morgan Stanley Smith Barney LLC acted as your agent in this transaction	12/27/06		8,399 36	9,753 80 9,753 80	(1,354 44) (1,354 44)	0 00 0 00
125009540	90	GENZYME CORP	05/09/06	07/31/09	4,672 69	5,185 57 5,185 57	(512 88) (512 88)	0 00 0 00
	219	Morgan Stanley Smith Barney LLC acted as your agent in this transaction	05/30/06		11,370 20	13,161 90 13,161 90	(1,791 70) (1,791 70)	0 00 0 00
125009550	103	GENZYME CORP	05/30/06	08/07/09	5,021 09	6,190 30 6,190 30	(1,169 21) (1,169 21)	0 00 0 00
		Morgan Stanley Smith Barney LLC acted as your agent in this transaction						
125009560	23	GENZYME CORP	05/30/06	10/21/09	1,218 74	1,382 30 1,382 30	(163 56) (163 56)	0 00 0 00
		Morgan Stanley Smith Barney LLC acted as your agent in this transaction						
125009630	179	GILEAD SCIENCES INC	05/10/07	03/04/09	8,207 10	7,277 24 7,277 24	929 86 929 86	0 00 0 00
125009640	199	GILEAD SCIENCES INC	05/10/07	07/20/09	9,496 09	8,090 35 8,090 35	1,405 74 1,405 74	0 00 0 00
		Morgan Stanley Smith Barney LLC acted as your agent in this transaction						
125009670	69	GLAXOSMITHKLINE PLC SP ADR	03/12/08	04/08/09	2,061 80	2,905 54 2,905 54	(843 74) (843 74)	0 00 0 00

2
0
0
9

Y
E
A
R

E
N
D

S
U
M
M
A
R
Y

Corrected Copy as of 03/31/10
Ref 00009496 00245810

CITI GLOBAL IMPACT FUNDING
Account Number 692-72495-13 643

Details of Long Term Gain (Loss) 2009 - continued

Reference number	Quantity	Security Description	Opening Trade Date	Closing Trade Date	Sale Proceeds	Original Cost Adjusted Cost	Original Gain/(Loss) Adjusted Gain/(Loss)	Ordinary Income Capital Gain/(Loss)
125009700	109	GLAXOSMITHKLINE PLC SP ADR Morgan Stanley Smith Barney LLC acted as your agent in this transaction	06/09/08	07/20/09	\$ 4,102.32	\$ 4,624.70 \$ 4,624.70	(\$ 522.38) (\$ 522.38)	\$ 0.00 \$ 0.00
125009800	109	GOODRICH CORP	11/08/07	02/04/09	4,243.13	7,781.51 7,781.51	(3,538.38) (3,538.38)	0.00 0.00
125009810	128	GOODRICH CORP	11/08/07	03/04/09	4,116.96	9,137.92 9,137.92	(5,020.96) (5,020.96)	0.00 0.00
125009820	256	GOODRICH CORP	11/08/07	04/08/09	9,943.93	18,275.84 18,275.84	(8,331.91) (8,331.91)	0.00 0.00
125009830	136	GOODRICH CORP	11/08/07	04/27/09	5,981.67	9,709.04 9,709.04	(3,727.37) (3,727.37)	0.00 0.00
	63		12/18/07		2,770.92	4,466.70 4,466.70	(1,695.78) (1,695.78)	0.00 0.00
125009840	34	GOODRICH CORP Morgan Stanley Smith Barney LLC acted as your agent in this transaction	12/18/07	06/12/09	1,810.82	2,410.60 2,410.60	(599.78) (599.78)	0.00 0.00
125009850	216	GOODRICH CORP Morgan Stanley Smith Barney LLC acted as your agent in this transaction	12/18/07	07/20/09	11,379.88	15,314.40 15,314.40	(3,934.52) (3,934.52)	0.00 0.00
	154		12/31/07		8,113.43	10,927.84 10,927.84	(2,814.41) (2,814.41)	0.00 0.00
125009860	97	GOODRICH CORP Morgan Stanley Smith Barney LLC acted as your agent in this transaction	12/18/07	08/24/09	5,572.34	6,877.30 6,877.30	(1,304.96) (1,304.96)	0.00 0.00
125009870	409	GOODRICH CORP Morgan Stanley Smith Barney LLC acted as your agent in this transaction	12/18/07	09/16/09	22,708.16	28,998.10 28,998.10	(6,289.94) (6,289.94)	0.00 0.00
	165		01/03/08		9,160.99	11,550.00 11,550.00	(2,389.01) (2,389.01)	0.00 0.00
	593		06/09/08		32,924.05	33,345.87 33,345.87	(421.82) (421.82)	0.00 0.00
125010050	4	HSBC HLDG PLC SP ADR NEW Morgan Stanley Smith Barney LLC acted as your agent in this transaction	09/17/08	09/23/09	234.27	290.87 290.87	(56.60) (56.60)	0.00 0.00

2
0
0
9

Y
E
A
R

E
N
D

S
U
M
M
A
R
Y

Corrected Copy as of 03/31/10
Ref 00009496 00245811

CITI GLOBAL IMPACT FUNDING
Account Number 692-72495-13 643

Details of Long Term Gain (Loss) 2009 - continued

Reference number	Quantity	Security Description	Opening Trade Date	Closing Trade Date	Sale Proceeds	Original Cost Adjusted Cost	Original Gain/(Loss) Adjusted Gain/(Loss)	Ordinary Income Capital Gain/(Loss)
125010070	383	HALLIBURTON CO HOLDINGS CO	12/18/07	02/04/09	\$ 6,994 11	\$ 13,914 39	(\$ 6,920 28)	\$ 0 00
	80		01/11/08		1,460 91	2,884 35	(1,423 44)	0 00
						2,884 35	(1,423 44)	0 00
125010080	105	HALLIBURTON CO HOLDINGS CO	02/27/07	03/04/09	1,756 85	3,258 15	(1,501 30)	0 00
	102		04/16/07		1,706 65	3,347 64	(1,640 99)	0 00
	294		05/10/07		4,919 18	9,725 52	(4,806 34)	0 00
						9,725 52	(4,806 34)	0 00
125010090	152	HALLIBURTON CO HOLDINGS CO	05/10/07	04/16/09	2,842 50	5,028 16	(2,185 66)	0 00
						5,028 16	(2,185 66)	0 00
125010100	667	HALLIBURTON CO HOLDINGS CO	05/10/07	04/27/09	13,346 39	22,064 36	(8,717 97)	0 00
	138		01/11/08		2,761 32	4,975 51	(2,214 19)	0 00
						4,975 51	(2,214 19)	0 00
125010110	84	HALLIBURTON CO HOLDINGS CO	01/11/08	05/06/09	1,945 63	3,028 57	(1,082 94)	0 00
						3,028 57	(1,082 94)	0 00
125010120	298	HALLIBURTON CO HOLDINGS CO	01/11/08	05/19/09	6,560 84	10,744 21	(4,183 37)	0 00
	1,400		01/23/08		30,822 72	43,035 58	(12,212 86)	0 00
	1,300		01/25/08		28,621 10	43,705 74	(15,084 64)	0 00
						43,705 74	(15,084 64)	0 00
125010260	328	HEALTHWAYS INC Morgan Stanley Smith Barney LLC acted as your agent in this transaction	02/26/08	07/20/09	4,327 39	10,177 91	(5,850 52)	0 00
	190		06/09/08		2,506 72	5,794 24	(3,287 52)	0 00
	113		07/07/08		1,490 83	5,794 24	(3,287 52)	0 00
						3,178 39	(1,687 56)	0 00
						3,178 39	(1,687 56)	0 00
125010270	51	HEALTHWAYS INC MorganStanley SmithBarney LLC acted as your agent in this transaction	07/07/08	09/23/09	839 79	1,434 49	(594 70)	0 00
						1,434 49	(594 70)	0 00
125010280	167	HEALTHWAYS INC MorganStanley SmithBarney LLC acted as your agent in this transaction	07/07/08	10/16/09	2,832 24	4,697 26	(1,865 02)	0 00
	2		10/14/08		33 92	25 66	8 26	0 00
						25 66	8 26	0 00
						25 66	8 26	0 00

2
0
0
9
Y
E
A
R
E
N
D
S
U
M
M
A
R
Y

Reserved
Client Statement
2009 Year End Summary

CITI GLOBAL IMPACT FUNDING
Account Number 692-72495-13 643

Details of Long Term Gain (Loss) 2009 - continued

Reference number	Quantity	Security Description	Opening Trade Date	Closing Trade Date	Sale Proceeds	Original Cost Adjusted Cost	Original Gain/(Loss) Adjusted Gain/(Loss)	Ordinary Income Capital Gain/(Loss)
125010290	1	HEALTHWAYS INC MorganStanley SmithBarney LLC acted as your agent in this transaction	10/14/08	10/27/09	\$ 17 12	\$ 12 83 \$ 12 83	\$ 4 29 \$ 4 29	\$ 0 00 \$ 0 00
125010300	114	H J HEINZ CO	01/11/08	02/04/09	4 250 06	5,295 60 5,295 60	(1,045 54) (1,045 54)	0 00 0 00
125010310	128	H J HEINZ CO	01/11/08	03/04/09	4,149 14	5,945 93 5,945 93	(1,796 79) (1,796 79)	0 00 0 00
125010320	100	H J HEINZ CO	01/11/08	05/19/09	3 574 44	4,645 26 4,645 26	(1,070 82) (1,070 82)	0 00 0 00
125010330	1,926	H J HEINZ CO	01/11/08	05/22/09	69,059 77	89,467 70 89,467.70	(20,407 93) (20,407 93)	0 00 0 00
125010460	118	HEWLETT PACKARD CO	12/31/07	02/04/09	4,242 39	5,974 34 5,974 34	(1,731 95) (1,731 95)	0 00 0 00
125010470	134	HEWLETT PACKARD CO	01/24/07	04/16/09	4 902 93	5,706 79 5,706 79	(803 86) (803 86)	0 00 0 00
	18		02/27/07		658 60	708 43 708 43	(49 83) (49 83)	0 00 0 00
125010480	46	HEWLETT PACKARD CO Morgan Stanley Smi th Barney LLC acted as yo ur agent in this transa	02/27/07	06/12/09	1,732 31	1,810 44 1,810.44	(78 13) (78 13)	0 00 0 00
125010490	23	HEWLETT PACKARD CO Morgan Stanley Smi th Barney LLC acted as yo ur agent in this transa	05/10/07	07/20/09	924 39	1,023 45 1,023 45	(99 06) (99 06)	0 00 0 00
	80		05/17/07		3,215 28	3,596 00 3,596 00	(380 72) (380 72)	0 00 0 00
	47		12/31/07		1,888 97	2,379 61 2,379 61	(490 64) (490 64)	0 00 0 00
	251		01/03/08		10,087 93	12,447 09 12,447 09	(2,359 16) (2,359 16)	0 00 0 00
	18		06/09/08		723 44	854 28 854 28	(130 84) (130 84)	0 00 0 00
125010500	43	HEWLETT PACKARD CO MorganStanley SmithBarney LLC acted as your agent in this transaction	02/27/07	09/23/09	2,037 80	1,692 36 1,692 36	345 44 345 44	0 00 0 00

2
0
0
9

Y
E
A
R

E
N
D

S
U
M
M
A
R
Y

CITI GLOBAL IMPACT FUNDING
Account Number 692-72495-13 643

Details of Long Term Gain (Loss) 2009 - continued

Reference number	Quantity	Security Description	Opening Trade Date	Closing Trade Date	Sale Proceeds	Original Cost Adjusted Cost	Original Gain/(Loss) Adjusted Gain/(Loss)	Ordinary Income Capital Gain/(Loss)
125010510	46	HEWLETT PACKARD CO Morgan Stanley Smith Barney LLC acted as your agent in this transaction	02/27/07	10/27/09	\$ 2,178.22	\$ 1,810.44 \$ 1,810.44	\$ 367.78 \$ 367.78	\$ 0.00 \$ 0.00
125010560	430	HOME DEPOT INC	01/16/08	03/04/09	8,283.04	11,153.04 11,153.04	(2,870.00) (2,870.00)	0.00 0.00
125010570	698	HOME DEPOT INC	01/16/08	04/08/09	17,379.82	18,104.24 18,104.24	(724.42) (724.42)	0.00 0.00
125010580	605	HOME DEPOT INC Morgan Stanley Smith Barney LLC acted as your agent in this transaction	05/21/08	07/20/09	14,956.72	16,315.22 16,315.22	(1,358.50) (1,358.50)	0.00 0.00
125010590	53	HOME DEPOT INC Morgan Stanley Smith Barney LLC acted as your agent in this transaction	05/21/08	09/23/09	1,451.74	1,429.27 1,429.27	22.47 22.47	0.00 0.00
125010600	131	HONEYWELL INTL INC	12/18/07	02/04/09	4,223.54	7,902.97 7,902.97	(3,679.43) (3,679.43)	0.00 0.00
125010610	90	HONEYWELL INTL INC	04/19/07	04/16/09	2,852.29	4,385.66 4,385.66	(1,533.37) (1,533.37)	0.00 0.00
125010620	60	HONEYWELL INTL INC	04/19/07	05/06/09	2,007.06	2,923.78 2,923.78	(916.72) (916.72)	0.00 0.00
125010630	108	HONEYWELL INTL INC	04/19/07	05/19/09	3,603.21	5,262.80 5,262.80	(1,659.59) (1,659.59)	0.00 0.00
125010640	48	HONEYWELL INTL INC Morgan Stanley Smith Barney LLC acted as your agent in this transaction	04/19/07	06/12/09	1,698.77	2,339.02 2,339.02	(640.25) (640.25)	0.00 0.00
125010650	529	HONEYWELL INTL INC Morgan Stanley Smith Barney LLC acted as your agent in this transaction	04/19/07	07/07/09	15,496.55	25,777.96 25,777.96	(10,281.41) (10,281.41)	0.00 0.00
	521		05/10/07		15,262.20	29,540.70 29,540.70	(14,278.50) (14,278.50)	0.00 0.00
	409		05/10/07		11,981.26	23,169.85 23,169.85	(11,188.59) (11,188.59)	0.00 0.00
	31		05/17/07		908.12	1,811.64 1,811.64	(903.52) (903.52)	0.00 0.00
	108		05/17/07		3,163.76	6,307.20 6,307.20	(3,143.44) (3,143.44)	0.00 0.00

2
0
0
9
Y
E
A
R
E
N
D
S
U
M
M
A
R
Y

Corrected Copy as of 03/31/10
Ref 00009496 00245814

CITI GLOBAL IMPACT FUNDING
Account Number 692-72495-13 643

Details of Long Term Gain (Loss) 2009 - continued

Reference number	Quantity	Security Description	Opening Trade Date	Closing Trade Date	Sale Proceeds	Original Cost Adjusted Cost	Original Gain/(Loss) Adjusted Gain/(Loss)	Ordinary Income Capital Gain/(Loss)
	208		12/18/07		\$ 6,093 16	\$ 12,548 22	(\$ 6,455 06)	\$ 0.00
	295		06/09/08		8,641 74	16,253 73	(7,611 99)	0.00
	94		06/09/08		2,753 64	5,138 98	(2,385 34)	0.00
						5,138 98	(2,385 34)	0.00
125010950	338	HUTCHISON WHAMPOA LTD-ADR	12/18/07	02/04/09	8,365 45	19,063 20	(10,697 75)	0.00
						19,063 20	(10,697 75)	0.00
125010960	325	HUTCHISON WHAMPOA LTD-ADR	06/19/07	03/04/09	8,141 20	16 277 79	(8,136 59)	0.00
						16,277 79	(8,136 59)	0.00
125010970	145	HUTCHISON WHAMPOA LTD-ADR	06/19/07	04/08/09	3,856 90	7,262 40	(3,405 50)	0.00
	140		08/23/07		3,723 90	6,903 15	(3,179 25)	0.00
	75		12/18/07		1,994 95	6,903 15	(3,179 25)	0.00
						4,230 00	(2,235 05)	0.00
125010980	199	HUTCHISON WHAMPOA LTD-ADR Morgan Stanley Smith Barney LLC acted as your agent in this transaction	12/18/07	07/09/09	6,218 59	11,223 60	(5,005 01)	0.00
						11,223 60	(5,005 01)	0.00
125010990	321	HUTCHISON WHAMPOA LTD-ADR Morgan Stanley Smith Barney LLC acted as your agent in this transaction	12/18/07	07/20/09	10,929 76	18,104 40	(7,174 64)	0.00
						18,104 40	(7,174 64)	0.00
125011000	2	HUTCHISON WHAMPOA LTD-ADR Morgan Stanley Smith Barney LLC acted as your agent in this transaction	12/18/07	09/23/09	72 90	112 80	(39 90)	0.00
	81		12/28/07		2,952 37	112 80	(39 90)	0.00
						4,495 50	(1,543 13)	0.00
						4,495 50	(1,543 13)	0.00
125011010	79	HUTCHISON WHAMPOA LTD-ADR Morgan Stanley Smith Barney LLC acted as your agent in this transaction	12/28/07	10/16/09	2,784 68	4 384 50	(1,599 82)	0.00
	258		03/12/08		9,094 26	4,384 50	(1,599 82)	0.00
						12,128 63	(3,034 37)	0.00
						12,128 63	(3,034 37)	0.00
125011020	92	HUTCHISON WHAMPOA LTD-ADR Morgan Stanley Smith Barney LLC acted as your agent in this transaction	03/12/08	11/23/09	3,200 75	4,324 94	(1,124 19)	0.00
						4,324 94	(1,124 19)	0.00

2
0
0
9
Y
E
A
R
E
N
D
S
U
M
M
A
R
Y

Reserved
Client Statement
2009 Year End Summary

CITI GLOBAL IMPACT FUNDING
Account Number 692-72495-13 643

Details of Long Term Gain (Loss) 2009 - continued

2
0
0
9
Y
E
A
R
E
N
D
S
U
M
M
A
R
Y

Reference number	Quantity	Security Description	Opening Trade Date	Closing Trade Date	Sale Proceeds	Original Cost Adjusted Cost	Original Gain/(Loss) Adjusted Gain/(Loss)	Ordinary Income Capital Gain/(Loss)
125011290	2	INFINEON TECHNOLOGIES ADR	09/14/06	01/14/09	\$ 2 25	\$ 24 74	(\$ 22 49)	\$ 0 00
	2.660		10/06/06		2,991 68	32,284 69	(29,293 01)	0 00
	212		12/20/07		238 43	2,444 36	(2,205 93)	0 00
						2,444 36	(2,205 93)	0 00
125011300	94	ING GROEP NV SPONS ADR	08/23/07	04/08/09	644 04	3,774 48	(3,130 44)	0 00
	916		12/18/07		6,276 00	35,141 97	(28,865 97)	0 00
						35,141 97	(28,865 97)	0 00
125011310	767	ING GROEP NV SPONS ADR	12/18/07	05/11/09	8,570 53	29,425 65	(20,855 12)	0 00
						29,425 65	(20,855 12)	0 00
125011320	62	ING GROEP NV SPONS ADR	12/18/07	07/20/09	711 27	2,378 61	(1,667 34)	0 00
	155	Morgan Stanley Smith Barney LLC acted as your agent in this transaction	12/28/07		1,778 19	6,082 11	(4,303 92)	0 00
						6,082 11	(4,303 92)	0 00
125011330	19	ING GROEP NV SPONS ADR	12/18/07	09/23/09	323 04	728 93	(405 89)	0 00
		Morgan Stanley Smith Barney LLC acted as your agent in this transaction				728 93	(405 89)	0 00
125011340	1	ING GROEP NV SPONS ADR	12/18/07	10/27/09	13 05	38 36	(25 31)	0 00
		Morgan Stanley Smith Barney LLC acted as your agent in this transaction				38 36	(25 31)	0 00
125011350	3	RTS ING GROEP EXP 12/11/2009	Unavailable	12/23/09	7 05			
125011360	150	INTEGRA LIFESCIENCES HOLDINGS CORP	01/17/08	02/04/09	4,243 77	6,694 39	(2,450 62)	0 00
						6,694 39	(2,450 62)	0 00
125011370	190	INTEGRA LIFESCIENCES HOLDINGS CORP	01/14/08	03/04/09	4,086 39	8,305 60	(4,209 21)	0 00
						8,305 60	(4,209 21)	0 00
125011380	119	INTEGRA LIFESCIENCES HOLDINGS CORP	01/14/08	04/16/09	2,790 48	5,201 93	(2,411 45)	0 00
						5,201 93	(2,411 45)	0 00
125011390	36	INTEGRA LIFESCIENCES HOLDINGS CORP	01/14/08	05/06/09	837 05	1,573 69	(736 64)	0 00
	44		01/17/08		1 023 06	1,963 69	(940 63)	0 00
						1,963 69	(940 63)	0 00

Reserved
Client Statement
2009 Year End Summary

CITI GLOBAL IMPACT FUNDING
Account Number 692-72495-13 643

Details of Long Term Gain (Loss) 2009 - continued

Reference number	Quantity	Security Description	Opening Trade Date	Closing Trade Date	Sale Proceeds	Original Cost Adjusted Cost	Original Gain/(Loss) Adjusted Gain/(Loss)	Ordinary Income Capital Gain/(Loss)
125011400	65	INTEGRA LIFESCIENCES HOLDINGS CORP Morgan Stanley Smith Barney LLC acted as yo	01/17/08	06/12/09	\$ 1,715 30	\$ 2,900 90 \$ 2,900 90	(\$ 1,185 60) (\$ 1,185 60)	\$ 0 00 \$ 0 00
125011410	6	INTEGRA LIFESCIENCES HOLDINGS CORP	01/17/08	07/20/09	165 60	267 78 267 78	(102 18) (102 18)	0 00 0 00
	356	Morgan Stanley Smith Barney LLC acted as yo	02/29/08		9,825 34	14,907 32 14,907 32	(5,081 98) (5,081 98)	0 00 0 00
	66		05/19/08		1,821 55	2,763 20 2,763 20	(941 65) (941 65)	0 00 0 00
125011420	26	INTEGRA LIFESCIENCES HOLDINGS CORP MorganStanley SmithBarney LLC acted as your agent	05/19/08	10/27/09	814 81	1,088 53 1,088 53	(273 72) (273 72)	0 00 0 00
125011500	36	INTL BUSINESS MACHINES CORP	07/31/07	02/04/09	3,320 80	4,071 90 4,071 90	(751 10) (751 10)	0 00 0 00
	17		09/26/07		1,568 16	2,002 50 2,002 50	(434 34) (434 34)	0 00 0 00
	3		09/28/07		276 73	353 09 353 09	(76 36) (76 36)	0 00 0 00
	5		12/19/07		461 22	537 50 537 50	(76 28) (76 28)	0 00 0 00
	77		12/31/07		7,102 82	8,342 18 8,342 18	(1 239 36) (1,239 36)	0 00 0 00
125011510	280	INTL BUSINESS MACHINES CORP	05/10/07	03/04/09	25,426 94	29,310 40 29,310 40	(3,883 46) (3,883 46)	0 00 0 00
	30		05/17/07		2,724 31	3,177 90 3,177 90	(453 59) (453 59)	0 00 0 00
	59		05/17/07		5,357 82	6,192 05 6,192 05	(834 23) (834 23)	0 00 0 00
	40		11/14/07		3,632 42	4,195 59 4,195 59	(563 17) (563 17)	0 00 0 00
125011520	7	INTL BUSINESS MACHINES CORP	11/14/07	05/06/09	730 79	734 23 734 23	(3 44) (3 44)	0 00 0 00
	12		12/18/07		1,252 78	1,267 68 1,267 68	(14 90) (14 90)	0 00 0 00
125011530	34	INTL BUSINESS MACHINES CORP	12/18/07	05/19/09	3,605 40	3,591 76 3,591 76	13 64 13 64	0 00 0 00

2
0
0
9
Y
E
A
R
E
N
D
S
U
M
M
A
R
Y

Corrected Copy as of 03/31/10
Ref 00009496 00245817

CITI GLOBAL IMPACT FUNDING
Account Number 692-72495-13 643

Details of Long Term Gain (Loss) 2009 - continued

Reference number	Quantity	Security Description	Opening Trade Date	Closing Trade Date	Sale Proceeds	Original Cost Adjusted Cost	Original Gain/(Loss) Adjusted Gain/(Loss)	Ordinary Income Capital Gain/(Loss)
125011540	16	INTL BUSINESS MACHINES CORP Morgan Stanley Smi th Barney LLC acted as yo ur agent in this transa	12/18/07	06/12/09	\$ 1,729 91	\$ 1,690 24 \$ 1,690 24	\$ 39 67 \$ 39 67	\$ 0 00 \$ 0 00
125011550	58	INTL BUSINESS MACHINES CORP Morgan Stanley Smi th Barney LLC acted as yo ur agent in this transa	12/18/07	06/26/09	6,127 38	6,127 12 6,127 12	26 26	0 00 0 00
125011560	115 300	INTL BUSINESS MACHINES CORP Morgan Stanley Smi th Barney LLC acted as yo ur agent in this transa	12/18/07 12/19/07	07/20/09	13,369 75 34,877 62	12,148 60 12,148 60 32,250 00 32,250 00	1,221 15 1,221 15 2,627 62 2,627 62	0 00 0 00 0 00 0 00
125011570	3	INTL BUSINESS MACHINES CORP Morgan Stanley Smith Barney LLC acted as your agent in this transaction	12/18/07	10/27/09	362 88	316 92 316 92	45 96 45 96	0 00 0 00
125011790	400 363 482	JPMORGAN CHASE & CO	05/30/06 12/28/07 01/03/08	02/04/09	9,625 95 8,735 55 11,599 26	16,996 00 16,996 00 15,696 12 15,696 12 20,209 30 20,209 30	(7,370 05) (7,370 05) (6,960 57) (6,960 57) (8,610 04) (8,610 04)	0 00 0 00 0 00 0 00 0 00 0 00
125011800	55 150 300 150 158	JPMORGAN CHASE & CO	02/23/05 05/26/05 08/30/05 09/22/05 01/05/06	03/04/09	1,091 80 2,977 63 5,955 26 2,977 63 3,136 44	2,010 25 2,010 25 5,379 00 5,379 00 10,038 00 10,038 00 5,140 50 5,140 50 6,274 18 6,274 18	(918 45) (918 45) (2,401 37) (2,401 37) (4,082 74) (4,082 74) (4,082 74) (4,082 74) (2,162 87) (2,162 87) (3,137 74) (3,137 74)	0 00 0 00 0 00 0 00 0 00 0 00 0 00 0 00 0 00 0 00

2
0
0
9
Y
E
A
R
E
N
D
S
U
M
M
A
R
Y

CITI GLOBAL IMPACT FUNDING
Account Number 692-72495-13 643

Details of Long Term Gain (Loss) 2009 - continued

Reference number	Quantity	Security Description	Opening Trade Date	Closing Trade Date	Sale Proceeds	Original Cost Adjusted Cost	Original Gain/(Loss) Adjusted Gain/(Loss)	Ordinary Income Capital Gain/(Loss)
125011810	442	JPMORGAN CHASE & CO	01/05/06	04/08/09	\$ 11,970 82	\$ 17,551 82	(\$ 5,581 00)	\$ 0 00
	100		01/06/06		2,708 33	3,999 00	(1,290 67)	0 00
	100		01/10/06		2,708 33	3,999 00	(1,290 67)	0 00
	178		01/11/06		4,820 82	4,066 00	(1,357 67)	0 00
						7,251 72	(2,430 90)	0 00
125011820	249	JPMORGAN CHASE & CO	01/11/06	04/16/09	8,376 39	10,144 26	(1,767 87)	0 00
						10,144 26	(1,767 87)	0 00
125011830	173	JPMORGAN CHASE & CO	01/11/06	04/27/09	5,767 72	7,048 02	(1,280 30)	0 00
	18		01/03/08		600 11	7,048 02	(1,280 30)	0 00
						754 70	(154 59)	0 00
						754 70	(154 59)	0 00
125011860	224	JPMORGAN CHASE & CO Morgan Stanley Smith Barney LLC acted as your agent in this transaction	06/09/08	07/20/09	8,232 14	8,677 32	(445 18)	0 00
						8,677 32	(445 18)	0 00
125011870	53	JPMORGAN CHASE & CO Morgan Stanley Smith Barney LLC acted as your agent in this transaction	06/09/08	09/23/09	2,429 03	2,053 11	375 92	0 00
	37		08/25/08		1,695 74	2,053 11	375 92	0 00
						1,352 21	343 53	0 00
						1,352 21	343 53	0 00
125011880	62	JPMORGAN CHASE & CO Morgan Stanley Smith Barney LLC acted as your agent in this transaction	08/25/08	10/27/09	2,738 00	2,265 87	472 13	0 00
						2,265 87	472 13	0 00
125011900	74	JOHNSON & JOHNSON	12/18/07	02/04/09	4,273 47	4,999 44	(725 97)	0 00
						4,999 44	(725 97)	0 00
125011910	40	JOHNSON & JOHNSON	02/27/07	03/04/09	1,965 23	2,534 80	(569 57)	0 00
	45		04/16/07		2 210 88	2,534 80	(569 57)	0 00
						2,831 40	(620 52)	0 00
						2,831 40	(620 52)	0 00
125011920	44	JOHNSON & JOHNSON	04/16/07	05/19/09	2,460 50	2,768 48	(307 98)	0 00
	20		05/10/07		1,118 41	2,768 48	(307 98)	0 00
						1,272 20	(153 79)	0 00
						1,272 20	(153 79)	0 00

2
0
0
9
Y
E
A
R
E
N
D
S
U
M
M
A
R
Y

CITI GLOBAL IMPACT FUNDING
Account Number 692-72495-13 643

Details of Long Term Gain (Loss) 2009 - continued

Reference number	Quantity	Security Description	Opening Trade Date	Closing Trade Date	Sale Proceeds	Original Cost Adjusted Cost	Original Gain/(Loss) Adjusted Gain/(Loss)	Ordinary Income Capital Gain/(Loss)
125011930	236	JOHNSON & JOHNSON	12/18/07	07/20/09	\$ 13,909 67	\$ 15,944 16	(\$ 2,034 49)	\$ 0 00
	46	Morgan Stanley Smith Barney LLC acted as your agent in this transaction	12/31/07		2,711 21	3,070 04	(356 83)	0 00
						3,070 04	(356 83)	0 00
125012160	4733	RTS KB FINANCIAL GP EXP 8/21/2009 RECORD 07/27/09 PAY 07/28/09 FROM: 4824 1A105001	Unavailable	07/28/09	6 43			
125012170	40	RTS KB FINANCIAL GP EXP 8/21/2009 Morgan Stanley Smith Barney LLC acted as your agent in this transaction	Unavailable	08/12/09	531 80			
125012190	181	KANSAS CITY SOUTHERN INDS NEW	10/02/07	04/28/09	2,753 08	5,908 07	(3,154 99)	0 00
	543		12/19/07		8,259 25	18,353 40	(10,094 15)	0 00
						18,353 40	(10,094 15)	0 00
125012690	200	KROGER CO	08/15/07	03/04/09	4 160 15	4,989 32	(829 17)	0 00
						4,989 32	(829 17)	0 00
125012700	47	KROGER CO	08/15/07	05/06/09	1,025 18	1,172 49	(147 31)	0 00
	40		12/18/07		872 50	1,034 80	(162 30)	0 00
						1,034 80	(162 30)	0 00
125012710	251	KROGER CO	12/31/07	07/20/09	5 394 35	6 711 74	(1,317 39)	0 00
	313	Morgan Stanley Smith Barney LLC acted as your agent in this transaction	01/03/08		6,726 82	6,711 74	(1,317 39)	0 00
						8,156 78	(1,429 96)	0 00
						8,156 78	(1,429 96)	0 00
125012720	2,292	KROGER CO	12/18/07	09/24/09	47,009 32	59,294 04	(12,284 72)	0 00
	198	Morgan Stanley Smith Barney LLC acted as your agent in this transaction	01/03/08		4,061 01	59,294 04	(12,284 72)	0 00
						5,159 88	(1,098 87)	0 00
						5,159 88	(1,098 87)	0 00
125013120	68	ELI LILLY & CO	02/27/07	03/23/09	2,267 33	3,619 58	(1,352 25)	0 00
	38		04/16/07		1,267 04	2,211 22	(944 18)	0 00
	313		05/10/07		10,436 39	16,598 14	(8,161 75)	0 00
						16,598 14	(8,161 75)	0 00
125013130	57	ELI LILLY & CO	05/10/07	05/06/09	1,959 61	3,386 88	(1,427 27)	0 00
						3,386 88	(1,427 27)	0 00

2
0
0
9

Y
E
A
R

E
N
D

S
U
M
M
A
R
Y

Corrected Copy as of 03/31/10
Ref 00009496 00245820

CITI GLOBAL IMPACT FUNDING
Account Number 692-72495-13 643

Details of Long Term Gain (Loss) 2009 - continued

Reference number	Quantity	Security Description	Opening Trade Date	Closing Trade Date	Sale Proceeds	Original Cost Adjusted Cost	Original Gain/(Loss) Adjusted Gain/(Loss)	Ordinary Income Capital Gain/(Loss)
125013140	103	ELI LILLY & CO	05/10/07	05/19/09	\$ 3,562.95	\$ 6,120.16 \$ 8,120.16	(\$ 2,557.21) (\$ 2,557.21)	\$ 0.00 \$ 0.00
125013150	133	ELI LILLY & CO	05/10/07	05/26/09	4,612.32	7,902.73 7,902.73	(3,290.41) (3,290.41)	0.00 0.00
	84		05/17/07		2,913.04	4,965.24 4,865.24	(2,052.20) (2,052.20)	0.00 0.00
	139		12/18/07		4,820.40	7,429.55 7,429.55	(2,609.15) (2,609.15)	0.00 0.00
125013160	193	ELI LILLY & CO	12/18/07	07/20/09	6,475.46	10,315.85 10,315.85	(3,840.39) (3,840.39)	0.00 0.00
	219	Morgan Stanley Smith Barney LLC acted as your agent in this transaction	12/31/07		7,347.81	11,716.50 11,716.50	(4,368.69) (4,368.69)	0.00 0.00
125013170	21	ELI LILLY & CO Morgan Stanley Smith Barney LLC acted as your agent in this transaction	12/18/07	09/23/09	685.06	1,122.45 1,122.45	(437.39) (437.39)	0.00 0.00
125013180	63	ELI LILLY & CO Morgan Stanley Smith Barney LLC acted as your agent in this transaction	12/18/07	10/27/09	2,160.46	3,367.35 3,367.35	(1,206.89) (1,206.89)	0.00 0.00
125013190	57	LOCKHEED MARTIN CORP	02/27/07	04/08/09	4,132.50	5,640.15 5,840.15	(1,507.65) (1,507.65)	0.00 0.00
	67		04/16/07		4,857.50	6,431.33 6,431.33	(1,573.83) (1,573.83)	0.00 0.00
	57		05/10/07		4,132.49	5,639.01 5,639.01	(1,506.52) (1,506.52)	0.00 0.00
125013200	25	LOCKHEED MARTIN CORP	05/10/07	05/06/09	2,001.67	2,473.25 2,473.25	(471.58) (471.58)	0.00 0.00
125013210	21	LOCKHEED MARTIN CORP Morgan Stanley Smith Barney LLC acted as your agent in this transaction	05/10/07	06/12/09	1,735.10	2,077.53 2,077.53	(342.43) (342.43)	0.00 0.00
125013220	183	LOCKHEED MARTIN CORP Morgan Stanley Smith Barney LLC acted as your agent in this transaction	12/18/07	07/20/09	14,881.63	19,765.83 19,765.83	(4,884.20) (4,884.20)	0.00 0.00
125013810	155	MCDONALDS CORP	02/27/07	03/04/09	8,300.22	6,920.61 6,920.61	1,379.61 1,379.61	0.00 0.00

2
0
0
9
Y
E
A
R
E
N
D
S
U
M
M
A
R
Y

CITI GLOBAL IMPACT FUNDING
Account Number 692-72495-13 643

Details of Long Term Gain (Loss) 2009 - continued

Reference number	Quantity	Security Description	Opening Trade Date	Closing Trade Date	Sale Proceeds	Original Cost Adjusted Cost	Original Gain/(Loss) Adjusted Gain/(Loss)	Ordinary Income Capital Gain/(Loss)
125013820	68	MCDONALDS CORP	12/18/07	07/20/09	\$ 3,951.52	\$ 4,054.77	(\$ 103.25)	\$ 0.00
	109	Morgan Stanley Smith Barney LLC acted as your agent in this transaction	12/31/07		6,334.05	6,441.68	(107.63)	0.00
						6,441.68	(107.63)	0.00
125014830	296	MURPHY OIL CORP	05/22/07	03/04/09	12,498.53	18,086.25	(5,587.72)	0.00
						18,086.25	(5,587.72)	0.00
125014840	74	MURPHY OIL CORP	05/22/07	05/06/09	4,080.69	4,521.56	(440.87)	0.00
						4,521.56	(440.87)	0.00
125014850	126	MURPHY OIL CORP	05/22/07	05/19/09	7,112.01	7,698.88	(586.87)	0.00
						7,698.88	(586.87)	0.00
125014860	57	MURPHY OIL CORP	05/22/07	06/12/09	3,433.48	3,482.83	(49.35)	0.00
		Morgan Stanley Smith Barney LLC acted as your agent in this transaction				3,482.83	(49.35)	0.00
125014870	194	MURPHY OIL CORP	12/18/07	07/20/09	10,924.32	14,665.82	(3,741.50)	0.00
	53	Morgan Stanley Smith Barney LLC acted as your agent in this transaction	01/03/08		2,984.48	4,483.80	(1,499.32)	0.00
						4,483.80	(1,499.32)	0.00
125014880	4	MURPHY OIL CORP	05/22/07	09/23/09	242.20	244.41	(2.21)	0.00
		Morgan Stanley Smith Barney LLC acted as your agent in this transaction				244.41	(2.21)	0.00
125014890	26	MURPHY OIL CORP	05/22/07	10/27/09	1,655.99	1,588.66	67.33	0.00
		Morgan Stanley Smith Barney LLC acted as your agent in this transaction				1,588.66	67.33	0.00
125014900	532	MURPHY OIL CORP	05/22/07	11/24/09	30,559.31	32,506.37	(1,947.06)	0.00
	318	Morgan Stanley Smith Barney LLC acted as your agent in this transaction	12/18/07		18,266.66	32,506.37	(1,947.08)	0.00
						24,039.84	(5,773.18)	0.00
						24,039.84	(5,773.18)	0.00
125015190	93	NIKE INC CL B	12/18/07	02/04/09	4,219.38	5,794.75	(1,575.37)	0.00
						5,794.75	(1,575.37)	0.00
125015200	266	NIKE INC CL B	01/24/07	03/04/09	11,461.34	12,898.34	(1,437.00)	0.00
	22		02/27/07		947.93	12,898.34	(1,437.00)	0.00
						1,151.48	(203.55)	0.00
						1,151.48	(203.55)	0.00

2
0
0
9
Y
E
A
R
E
N
D
S
U
M
M
A
R
Y

CITI GLOBAL IMPACT FUNDING
Account Number 692-72495-13 643

Details of Long Term Gain (Loss) 2009 - continued

Reference number	Quantity	Security Description	Opening Trade Date	Closing Trade Date	Sale Proceeds	Original Cost Adjusted Cost	Original Gain/(Loss) Adjusted Gain/(Loss)	Ordinary Income Capital Gain/(Loss)
125015210	192	NIKE INC CL B	02/27/07	03/26/09	\$ 9,011 55	\$ 10,049 28	(\$ 1,037 73)	\$ 0 00
	74		04/16/07		3,473 20	4,025 60	(552 40)	0 00
	703		05/10/07		32,995 40	37,692 05	(4,696 65)	0 00
	85		05/17/07		3,989 49	4,515 20	(525 71)	0 00
	291		12/18/07		13,658 12	18,131 98	(4,473 86)	0 00
125015320	903	NOKIA CORP SPONSORED ADR Morgan Stanley Smith Barney LLC acted as your agent in this transaction	06/17/08	07/20/09	11,704 38	23,153 02	(11,448 64)	0 00
125015330	12	NOKIA CORP SPONSORED ADR Morgan Stanley Smith Barney LLC acted as your agent in this transaction	06/17/08	09/23/09	190 69	307 68	(116 99)	0 00
125015340	339	NOKIA CORP SPONSORED ADR Morgan Stanley Smith Barney LLC acted as your agent in this transaction	06/17/08	10/16/09	4,557 23	8,692 00	(4,134 77)	0 00
125015550	945	NORFOLK SOUTHERN CORP Morgan Stanley Smith Barney LLC acted as your agent in this transaction	08/25/08	09/09/09	46,229 82	66,194 61	(19,964 79)	0 00
125015900	19	NUCOR CORP	05/10/07	02/04/09	813 95	1,237 17	(423 22)	0 00
	80		12/31/07		3,427 18	4,743 83	(1,316 65)	0 00
125015910	1,152	NUCOR CORP	12/18/07	03/02/09	35,744 28	67,288 20	(31,543 92)	0 00
	90		12/31/07		2,792 52	5,336 81	(2,544 29)	0 00
	248		01/03/08		7,694 95	14,200 48	(6,505 53)	0 00
125016410	247	ORACLE CORP	01/03/08	02/04/09	4,221 45	5,671 12	(1,449 67)	0 00

2
0
0
9
Y
E
A
R
E
N
D
S
U
M
M
A
R
Y

Reserved
Client Statement
2009 Year End Summary

CITI GLOBAL IMPACT FUNDING
Account Number 692-72495-13 643

Details of Long Term Gain (Loss) 2009 - continued

Reference number	Quantity	Security Description	Opening Trade Date	Closing Trade Date	Sale Proceeds	Original Cost Adjusted Cost	Original Gain/(Loss) Adjusted Gain/(Loss)	Ordinary Income Capital Gain/(Loss)
125016420	226	ORACLE CORP	01/24/07	03/04/09	\$ 3,413 03	\$ 3,889 35	(\$ 476 32)	\$ 0 00
	793		02/27/07		11,975 81	13,091 72	(1,115 91)	0 00
	321		05/10/07		4,847 72	6,012 04	(1,164 32)	0 00
						6,012 04	(1,164 32)	0 00
125016430	1,549	ORACLE CORP	05/10/07	04/08/09	28,442.00	29,011 38	(569 38)	0 00
						29,011 38	(569 38)	0 00
125016440	154	ORACLE CORP	05/10/07	06/05/09	3,188 10	2,884 28	303 82	0 00
	190	Morgan Stanley Smith Barney LLC acted as your agent in this transaction	05/17/07		3,933 37	3,630 73	302 64	0 00
	278		12/18/07		5,755 15	5,793 52	(38 37)	0 00
					5,793 52	(38 37)	0 00	
125016450	1,876	ORACLE CORP	12/18/07	07/20/09	40,375 91	39,095 84	1,280 07	0 00
	24	Morgan Stanley Smith Barney LLC acted as your agent in this transaction	01/03/08		516 54	551 04	(34 50)	0 00
						551 04	(34 50)	0 00
125016460	260	ORACLE CORP	12/18/07	07/24/09	5,719 85	5,418 40	301 45	0 00
		Morgan Stanley Smith Barney LLC acted as your agent in this transaction				5,418 40	301 45	0 00
125017560	42	PRAXAIR INC	12/18/07	02/04/09	2,717 76	3,658 83	(941 07)	0 00
	89		01/03/08		5,759 07	7,928 83	(2,169 76)	0 00
						7,928 83	(2,169 76)	0 00
125017570	119	PRAXAIR INC	01/24/07	02/18/09	7,627 30	7,433 66	193 64	0 00
	216		02/27/07		13,844 51	13,342 32	502 19	0 00
	67		04/16/07		4,294 36	4,277 28	17 08	0 00
	527		05/10/07		33,778 03	35,108 48	(1,330 45)	0 00
	33		05/17/07		2,115 13	2,261 49	(146 36)	0 00
	367		12/18/07		23,522 84	31,971 21	(8,448 37)	0 00
					31,971 21	(8,448 37)	0 00	

2
0
0
9
Y
E
A
R
E
N
D
S
U
M
M
A
R
Y

CITI GLOBAL IMPACT FUNDING
Account Number 692-72495-13 643

Details of Long-Term Gain (Loss) 2009 - continued

Reference number	Quantity	Security Description	Opening Trade Date	Closing Trade Date	Sale Proceeds	Original Cost Adjusted Cost	Original Gain/(Loss) Adjusted Gain/(Loss)	Ordinary Income Capital Gain/(Loss)
125018210	159 7093	REED ELSEVIER NV	01/05/07	04/08/09	\$ 3,366 98	\$ 6,310 46	(\$ 2,943 48)	\$ 0 00
	194 2907		01/11/07		4,096 03	7,982 10	(3,886 07)	0 00
						7,982.10	(3,886.07)	0 00
125018220	13 4291	REED ELSEVIER NV	01/11/07	05/06/09	313 83	551 71	(237 88)	0 00
	70 5709		08/23/07		1,649 19	2,880 63	(1,231 44)	0 00
						2,880.63	(1,231.44)	0 00
125018230	215 0438	REED ELSEVIER NV	08/23/07	05/19/09	5,191 04	8,777 87	(3,586 83)	0 00
	79 9562		12/18/07		1,930 10	3,516 27	(1,586 17)	0 00
						3,516.27	(1,586.17)	0 00
125018240	352	REED ELSEVIER NV	12/18/07	06/22/09	7,712 08	15,480 06	(7,767 98)	0 00
	103	Morgan Stanley Smi th Barney LLC acted as yo ur agent in this transa	03/12/08		2 256 66	3,915 18	(1,658 52)	0 00
						3,915.18	(1,658.52)	0 00
125018250	269	REED ELSEVIER NV	03/12/08	06/23/09	6 029 10	10,225 10	(4,196 00)	0 00
		Morgan Stanley Smi th Barney LLC acted as yo ur agent in this transa				10,225.10	(4,196.00)	0 00
125018260	15	REED ELSEVIER NV	03/12/08	09/23/09	350 84	570 17	(219 33)	0 00
		MorganStanley SmithBarney LLC acted as your agent in this transaction				570.17	(219.33)	0 00
125018270	13	REED ELSEVIER NV	03/12/08	10/14/09	298.08	494 15	(196 07)	0 00
	300	MorganStanley SmithBarney LLC acted as your agent in this transaction	05/21/08		6 878 88	11,073 99	(4,195 11)	0 00
						11,073.99	(4,195.11)	0 00
125018370	179	REXAM PLC SPONS ADR -NEW-	12/18/07	02/04/09	4,188 57	7,168 54	(2,979 97)	0 00
						7,168.54	(2,979.97)	0 00
125018380	241	REXAM PLC SPONS ADR -NEW-	12/18/07	03/04/09	4,116 25	9,651 49	(5,535 24)	0 00
						9,651.49	(5,535.24)	0 00
125018390	631	REXAM PLC SPONS ADR -NEW-	12/18/07	03/11/09	9,964 06	25,270 10	(15,306 04)	0 00
						25,270.10	(15,306.04)	0 00
125018440	75	RIVERBED TECHNOLOGY INC	06/02/08	06/12/09	1,731 90	1,313 01	418 89	0 00
		Morgan Stanley Smi th Barney LLC acted as yo ur agent in this transa				1,313.01	418.89	0 00

2
0
0
9
Y
E
A
R
E
N
D
S
U
M
M
A
R
Y

CITI GLOBAL IMPACT FUNDING
Account Number 692-72495-13 643

Details of Long Term Gain (Loss) 2009 - continued

Reference number	Quantity	Security Description	Opening Trade Date	Closing Trade Date	Sale Proceeds	Original Cost Adjusted Cost	Original Gain/(Loss) Adjusted Gain/(Loss)	Ordinary Income Capital Gain/(Loss)
125018450	18	RIVERBED TECHNOLOGY INC Morgan Stanley Smith Barney LLC acted as your agent in this transaction	06/02/08	07/02/09	\$ 408.92	\$ 315.12 \$ 315.12	\$ 93.80 \$ 93.80	\$ 0.00 \$ 0.00
125018460	40	RIVERBED TECHNOLOGY INC Morgan Stanley Smith Barney LLC acted as your agent in this transaction	06/09/08	07/20/09	943.97	608.76 608.76	335.21 335.21	0.00 0.00
125018470	77	RIVERBED TECHNOLOGY INC Morgan Stanley Smith Barney LLC acted as your agent in this transaction	06/09/08	10/27/09	1,642.36	1,171.86 1,171.86	470.50 470.50	0.00 0.00
125018580	30	ROLLS ROYCE GROUP PLC SPONSORED ADR Morgan Stanley Smith Barney LLC acted as your agent	08/14/08	10/27/09	1,141.47	1,098.83 1,098.83	42.64 42.64	0.00 0.00
125019040	407	SEI INVESTMENTS CO Morgan Stanley Smith Barney LLC acted as your agent in this transaction	12/30/08	12/31/09	7,137.29	6,086.65 6,086.65	1,050.64 1,050.64	0.00 0.00
125019380	148	SANOFI-AVENTIS SPONS ADR	12/18/07	02/04/09	4,245.46	6,842.99 6,842.99	(2,596.53) (2,596.53)	0.00 0.00
125019390	80	SANOFI-AVENTIS SPONS ADR	01/11/07	04/08/09	2,208.26	3,619.26 3,619.26	(1,411.00) (1,411.00)	0.00 0.00
	540		08/23/07		14,905.77	21,644.39 21,644.39	(6,738.62) (6,738.62)	0.00 0.00
	2		12/18/07		55.21	92.47 92.47	(37.26) (37.26)	0.00 0.00
125019400	118	SANOFI-AVENTIS SPONS ADR	12/18/07	05/19/09	3,569.64	5,455.89 5,455.89	(1,886.25) (1,886.25)	0.00 0.00
125019410	53	SANOFI-AVENTIS SPONS ADR Morgan Stanley Smith Barney LLC acted as your agent	12/18/07	06/12/09	1,766.04	2,450.53 2,450.53	(684.49) (684.49)	0.00 0.00
125019420	239	SANOFI-AVENTIS SPONS ADR	12/18/07	07/20/09	7,583.75	11,050.50 11,050.50	(3,466.75) (3,466.75)	0.00 0.00
	91	Morgan Stanley Smith Barney LLC acted as your agent	03/12/08		2,887.54	3,369.78 3,369.78	(482.24) (482.24)	0.00 0.00

2
0
0
9
Y
E
A
R
E
N
D
S
U
M
M
A
R
Y

Corrected Copy as of 03/31/10
Ref 00009496 00245826

CITI GLOBAL IMPACT FUNDING
Account Number 692-72495-13 643

Details of Long Term Gain (Loss) 2009 - continued

Reference number	Quantity	Security Description	Opening Trade Date	Closing Trade Date	Sale Proceeds	Original Cost Adjusted Cost	Original Gain/(Loss) Adjusted Gain/(Loss)	Ordinary Income Capital Gain/(Loss)
125019430	36	SANOFI-AVENTIS SPONS ADR MorganStanley SmithBarney LLC acted as your agent	03/12/08	09/23/09	\$ 1,346 90	\$ 1,333 10 \$ 1,333 10	\$ 13 80 \$ 13.80	\$ 0 00 \$ 0 00
125019440	46	SANOFI-AVENTIS SPONS ADR MorganStanley SmithBarney LLC acted as your agent	03/12/08	10/27/09	1,771 07	1,703 41 1,703 41	67 66 67 66	0 00 0 00
125019640	101	SCHLUMBERGER LTD	12/22/06	02/04/09	4,251 26	6,376 25 6,376 25	(2,124 99) (2,124 99)	0 00 0 00
125019650	84	SCHLUMBERGER LTD	12/22/06	03/04/09	3,331 50	5,303 02 5,303 02	(1,971 52) (1,971 52)	0 00 0 00
	22		01/05/07		872 54	1,305 56 1,305 56	(433 02) (433 02)	0 00 0 00
125019660	61	SCHLUMBERGER LTD	01/05/07	04/16/09	2,807 14	3,619 95 3,619 95	(812 81) (812 81)	0 00 0 00
125019670	184	SCHLUMBERGER LTD	01/05/07	04/27/09	8,890 65	10,919 21 10,919 21	(2,028 56) (2,028 56)	0 00 0 00
125019680	251	SCHLUMBERGER LTD Morgan Stanley Smi th Barney LLC acted as yo ur agent in this transa	01/05/07	07/09/09	12,619 95	14,895 22 14,895.22	(2,275 27) (2,275 27)	0 00 0 00
125019690	72	SCHLUMBERGER LTD Morgan Stanley Smi th Barney LLC acted as yo ur agent in this transa	01/05/07	07/20/09	4,065 03	4,272 73 4,272 73	(207 70) (207 70)	0 00 0 00
125019700	28	SCHLUMBERGER LTD MorganStanley SmithBarney LLC acted as your agent in this transaction	01/05/07	09/23/09	1,696 62	1,661 62 1,661 62	35 00 35 00	0 00 0 00
125019710	11	SCHLUMBERGER LTD MorganStanley SmithBarney LLC acted as your agent in this transaction	01/05/07	10/27/09	717 51	652 78 652 78	64 73 64 73	0 00 0 00

2
0
0
9
Y
E
A
R
E
N
D
S
U
M
M
A
R
Y

CITI GLOBAL IMPACT FUNDING
Account Number 692-72495-13 643

Details of Long Term Gain (Loss) 2009 - continued

Reference number	Quantity	Security Description	Opening Trade Date	Closing Trade Date	Sale Proceeds	Original Cost Adjusted Cost	Original Gain/(Loss) Adjusted Gain/(Loss)	Ordinary Income Capital Gain/(Loss)
125019880	43	SIEMENS A G SPONS ADR	04/26/06	01/21/09	\$ 2,515 04	\$ 4,247 54	(# 1,732 50)	\$ 0 00
	345		05/09/06		20,178 80	32,367 90	(12,189 10)	0 00
	17		12/20/07		994 32	2,565 13	(1,570 81)	0 00
						2,565 13	(1,570 81)	0 00
125020280	224	SONY CORP SPON ADR-NEW	12/18/07	03/04/09	4,128 74	11,957 34	(7,828 60)	0 00
						11,957 34	(7,828 60)	0 00
125020290	110	SONY CORP SPON ADR-NEW	12/18/07	04/16/09	2,788 53	5,871 91	(3,083 38)	0 00
						5,871 91	(3,083 38)	0 00
125020300	145	SONY CORP SPON ADR-NEW	12/18/07	06/25/09	3,781 65	7,740 25	(3,958 60)	0 00
	71	Morgan Stanley Smith Barney LLC acted as your agent in this transaction	05/21/08		1,851 70	3,439 24	(1,587 54)	0 00
	52		06/09/08		1,356 18	2,593 24	(1,237 06)	0 00
						2,593 24	(1,237 06)	0 00
125020410	600	STATE STREET CORP	08/09/07	02/04/09	14,396 20	42,451 67	(28,055 47)	0 00
	682		12/18/07		16,363 68	51,838 75	(35,475 07)	0 00
	31		12/31/07		743 80	51,838 75	(35,475 07)	0 00
						2,511 62	(1,767 82)	0 00
125020420	149	STATE STREET CORP	08/09/07	03/03/09	3,263 71	10,542 17	(7,278 46)	0 00
						10,542 17	(7,278 46)	0 00
125021010	2,014	TAIWAN SEMICONDUCTOR MFG CO LTD ADR	01/14/08	03/04/09	16,377 75	18,124 14	(1,746 39)	0 00
						18,124 14	(1,746 39)	0 00
125021020	2,063 2695	TAIWAN SEMICONDUCTOR MFG CO LTD ADR	01/14/08	04/08/09	19,684 53	18,567 52	1,117 01	0 00
						18,567 52	1,117 01	0 00
125021080	0002	TAIWAN SEMICONDUCTOR MFG CO LTD ADR CASH IN LIEU OF 35276 RECORD 07/17/09 PAY 08/14/09	Unavailable	08/14/09	01			
125021100	7 7013	TAIWAN SEMICONDUCTOR MFG CO LTD ADR MorganStanley SmithBarney LLC acted as your agent	Unavailable	10/27/09	75 95			

2
0
0
9
Y
E
A
R
E
N
D
S
U
M
M
A
R
Y

CITI GLOBAL IMPACT FUNDING
Account Number 692-72495-13 643

Details of Long Term Gain (Loss) 2009 - continued

Reference number	Quantity	Security Description	Opening Trade Date	Closing Trade Date	Sale Proceeds	Original Cost Adjusted Cost	Original Gain/(Loss) Adjusted Gain/(Loss)	Ordinary Income Capital Gain/(Loss)
125021330	34	TELEFONICA S A SPON ADR Morgan Stanley Smith Barney LLC acted as your agent in this transaction	07/02/08	07/20/09	\$ 2,397.62	\$ 2,779.07 \$ 2,779.07	(\$ 381.45) (\$ 381.45)	\$ 0.00 \$ 0.00
125021340	19	TELEFONICA S A SPON ADR Morgan Stanley Smith Barney LLC acted as your agent in this transaction	07/02/08	09/23/09	1,591.85	1,553.01 1,553.01	38.84 38.84	0.00 0.00
125021350	1	TELEFONICA S A SPON ADR Morgan Stanley Smith Barney LLC acted as your agent in this transaction	07/02/08	10/27/09	83.88	81.74 81.74	2.14 2.14	0.00 0.00
125021410	619	TELENOR ASA ADR REPSTG	04/25/07	02/13/09	11,618.44	34,752.95 34,752.95	(23,134.51) (23,134.51)	0.00 0.00
125021420	86	TELENOR ASA ADR REPSTG	04/25/07	05/06/09	1,780.15	4,828.36 4,828.36	(3,048.21) (3,048.21)	0.00 0.00
	8		07/11/07		165.59	459.81 459.81	(294.22) (294.22)	0.00 0.00
125021430	34	TELENOR ASA ADR REPSTG Morgan Stanley Smith Barney LLC acted as your agent	07/11/07	07/20/09	841.81	1,954.18 1,954.18	(1,112.37) (1,112.37)	0.00 0.00
125021440	111	TELENOR ASA ADR REPSTG Morgan Stanley Smith Barney LLC acted as your agent	07/11/07	09/23/09	3,742.82	6,379.84 6,379.84	(2,637.02) (2,637.02)	0.00 0.00
125021450	225	TELENOR ASA ADR REPSTG Morgan Stanley Smith Barney LLC acted as your agent	07/11/07	10/16/09	8,482.28	12,932.10 12,932.10	(4,449.82) (4,449.82)	0.00 0.00
125021460	4	TELENOR ASA ADR REPSTG Morgan Stanley Smith Barney LLC acted as your agent	07/11/07	10/27/09	148.95	229.90 229.90	(80.95) (80.95)	0.00 0.00
125021900	1,329	TIME WARNER INC	05/10/07	02/04/09	12,653.33	28,452.29 28,452.29	(15,798.96) (15,798.96)	0.00 0.00
125021910	541	TIME WARNER INC	02/27/07	03/04/09	4,106.54	11,278.82 11,278.82	(7,172.28) (7,172.28)	0.00 0.00

2
0
0
9
Y
E
A
R
E
N
D
S
U
M
M
A
R
Y

Corrected Copy as of 03/31/10
Ref 00009496 00245829

CITI GLOBAL IMPACT FUNDING
Account Number 692-72495-13 643

Details of Long Term Gain (Loss) 2009 - *continued*

Reference number	Quantity	Security Description	Opening Trade Date	Closing Trade Date	Sale Proceeds	Original Cost Adjusted Cost	Original Gain/(Loss) Adjusted Gain/(Loss)	Ordinary Income Capital Gain/(Loss)
125021920	0052	TIME WARNER INC	02/27/07	03/27/09	\$ 11	\$ 25	(\$ 14)	\$ 000
		REVSPLT 03/27/09 887317105000				\$ 25	(\$ 14)	\$ 000
	0025		03/02/07		06	12	(06)	000
	0061		03/05/07		13	.12	(08)	000
	0019		03/19/07		04	27	(14)	000
	0024		03/30/07		05	27	(14)	000
	0069		04/16/07		15	08	(04)	000
	0121		05/10/07		27	08	(04)	000
	1697		12/18/07		3.72	11	(06)	000
	048		12/19/07		1.05	.11	(06)	000
	0069		03/11/08		.15	33	(18)	000
						33	(18)	000
						59	(32)	000
						59	(32)	000
						6.33	(2.61)	000
						6.33	(2.61)	000
						1.77	(.72)	000
						1.77	(.72)	000
						.23	(.08)	000
						.23	(.08)	000
125021930	71 9948	TIME WARNER INC	02/27/07	04/08/09	1 556 63	3,386 92	(1,830 29)	0 00
	34 9975		03/02/07		756 70	3,386 92	(1,830 29)	0 00
	83 3273		03/05/07		1,801 66	1,583 36	(826 66)	0 00
	25 6648		03/19/07		554 91	1,583 36	(826 66)	0 00
	32 6643		03/30/07		706 25	3,711 68	(1,910 02)	0 00
	94 6598		04/16/07		2,046 68	3,711 68	(1,910 02)	0 00
	166 6545		05/10/07		3,603 31	1,137 52	(582 61)	0 00
	2,331 4969		12/18/07		50,410 32	1,137 52	(582 61)	0 00
	659 9519		12/19/07		14,269 11	1,454 33	(748 08)	0 00
	95 3264		03/11/08		2,061 09	1,454 33	(748 08)	0 00
						4,508 54	(2,461 86)	0 00
						4,508 54	(2,461 86)	0 00
						8,050 95	(4,447 64)	0 00
						8,050 95	(4,447 64)	0 00
						87,017 82	(36,607 50)	0 00
						87,017 82	(36,607 50)	0 00
						24,363 15	(10,094 04)	0 00
						24,363 15	(10,094 04)	0 00
						3,141 84	(1,080 75)	0 00
						3,141 84	(1,080 75)	0 00

2
0
0
9
Y
E
A
R
E
N
D
S
U
M
M
A
R
Y

Reserved
Client Statement
2009 Year End Summary

CITI GLOBAL IMPACT FUNDING
Account Number 692-72495-13 643

Details of Long Term Gain (Loss) 2009- continued

Reference number	Quantity	Security Description	Opening Trade Date	Closing Trade Date	Sale Proceeds	Original Cost Adjusted Cost	Original Gain/(Loss) Adjusted Gain/(Loss)	Ordinary Income Capital Gain/(Loss)
125021970	0033	TIME WARNER CABLE INC	02/27/07	03/27/09	\$ 09	\$ 20	(\$ 11)	\$ 000
		CASH IN LIEU OF 20745				\$ 20	(\$ 11)	\$ 000
	0016	RECORD 03/12/09 PAY 03/27/09	03/02/07		04	09	(05)	000
	0038		03/05/07		10	22	(12)	000
	0012		03/19/07		03	07	(04)	000
	0015		03/30/07		04	09	(05)	000
	0043		04/16/07		12	27	(15)	000
	0075		05/10/07		21	48	(27)	000
	1056		12/18/07		2 89	5 17	(2 28)	000
	0299		12/19/07		82	1 45	(63)	000
	0043		03/11/08		12	19	(07)	000
						19	(07)	000
125021980	18 0695	TIME WARNER CABLE INC	02/27/07	04/01/09	442 90	1,115 82	(672 92)	0 00
	8 7838		03/02/07		215 30	1,115 82	(672 92)	0 00
	20 9137		03/05/07		512 61	521 64	(306 34)	0 00
	6 4414		03/19/07		157 88	521 64	(306 34)	0 00
	8 1982		03/30/07		200 94	1,222 81	(710 20)	0 00
	23 758		04/16/07		582 33	1,222 81	(710 20)	0 00
	41 8274		05/10/07		1,025 22	374 75	(216 87)	0 00
	585 166		12/18/07		14,342 86	374 75	(216 87)	0 00
	165 6367		12/19/07		4,059 88	479 13	(278 19)	0 00
	23 9253		03/11/08		586 43	479 13	(278 19)	0 00
						1,485 33	(903 00)	0 00
						1,485 33	(903 00)	0 00
						2,652 38	(1,627 16)	0 00
						2,652 38	(1,627 16)	0 00
						28,667 98	(14,325 12)	0 00
						28,667 98	(14,325 12)	0 00
						8,026 43	(3,966 55)	0 00
						8,026 43	(3,966 55)	0 00
						1,035 08	(448 65)	0 00
						1,035 08	(448 65)	0 00

2009 YEAR END SUMMARY

CITI GLOBAL IMPACT FUNDING
Account Number 692-72495-13 643

Details of Long Term Gain (Loss) 2009 - continued

Reference number	Quantity	Security Description	Opening Trade Date	Closing Trade Date	Sale Proceeds	Original Cost Adjusted Cost	Original Gain/(Loss) Adjusted Gain/(Loss)	Ordinary Income Capital Gain/(Loss)
125022070	83	TOTAL S A SPONS ADR	12/18/07	02/04/09	\$ 4,296 05	\$ 6,547 06 \$ 6,547 06	(\$ 2,251 01) (\$ 2,251 01)	\$ 0 00 \$ 0 00
125022080	110	TOTAL S A SPONS ADR	12/18/06	03/04/09	5,230 48	7,874 02 7,874 02	(2,643 54) (2,643 54)	0 00 0 00
	63		01/05/07		2,995 64	4,325 47 4,325 47	(1,329 83) (1,329 83)	0 00 0 00
125022090	47	TOTAL S A SPONS ADR	01/05/07	04/08/09	2,270 67	3,226 93 3,226 93	(956 26) (956 26)	0 00 0 00
	112		01/11/07		5,410 96	7,495 26 7,495 26	(2,084 30) (2,084 30)	0 00 0 00
125022100	18	TOTAL S A SPONS ADR	01/11/07	05/06/09	963 70	1,204 59 1,204 59	(240 89) (240 89)	0 00 0 00
	19		08/23/07		1,017 24	1,375 07 1,375 07	(357 83) (357 83)	0 00 0 00
125022110	65	TOTAL S A SPONS ADR	08/23/07	05/19/09	3,619 49	4,704 19 4,704 19	(1,084 70) (1,084 70)	0 00 0 00
125022120	16	TOTAL S A SPONS ADR	08/23/07	06/12/09	916 03	1,157 96 1,157 96	(241 93) (241 93)	0 00 0 00
	14	Morgan Stanley Smith Barney LLC acted as your agent in this transaction	12/18/07		801 53	1,104 32 1,104 32	(302 79) (302 78)	0 00 0 00
125022130	83	TOTAL S A SPONS ADR	12/18/07	07/20/09	4,620 57	6,547 06 6,547 06	(1,926 49) (1,926 49)	0 00 0 00
	70	Morgan Stanley Smith Barney LLC acted as your agent in this transaction	03/12/08		3,896 87	5,303 36 5,303 36	(1,406 49) (1,406 49)	0 00 0 00
125022530	443	UNILEVER NV NY SHS-NEW	02/06/08	03/04/09	8,191 33	14,003 98 14,003 98	(5,812 65) (5,812 65)	0 00 0 00
125022540	594	UNILEVER NV NY SHS-NEW	02/06/08	04/08/09	11,909 39	18,777 35 18,777 35	(6,867 96) (6,867 96)	0 00 0 00
	31		02/07/08		621 53	950 17 950 17	(328 64) (328 64)	0 00 0 00
125022550	279	UNILEVER NV NY SHS-NEW	02/07/08	04/27/09	5,342 71	8,551 49 8,551 49	(3,208 78) (3,208 78)	0 00 0 00
	114		03/18/08		2,183 04	3,668 92 3,668 92	(1,485 88) (1,485 88)	0 00 0 00
125022560	178	UNILEVER NV NY SHS-NEW	03/18/08	05/11/09	4,047 97	5,728 66 5,728 66	(1,680 69) (1,680 69)	0 00 0 00
	426		03/31/08		9,687 84	14,343 21 14,343 21	(4,655 37) (4,655 37)	0 00 0 00

2
0
0
9

Y
E
A
R

E
N
D

S
U
M
M
A
R
Y

Reserved
Client Statement
2009 Year End Summary

CITI GLOBAL IMPACT FUNDING

Account Number 692-72495-13 643

Details of Long Term Gain (Loss) 2009 continued

Reference number	Quantity	Security Description	Opening Trade Date	Closing Trade Date	Sale Proceeds	Original Cost Adjusted Cost	Original Gain/(Loss) Adjusted Gain/(Loss)	Ordinary Income Capital Gain/(Loss)
125022570	152	UNILEVER NV NY SHS-NEW	03/31/08	05/19/09	\$ 3,573.72	\$ 5,117.76 \$ 5,117.76	(\$ 1,544.04) (\$ 1,544.04)	\$ 0.00 \$ 0.00
125022580	22	UNILEVER NV NY SHS-NEW	03/31/08	07/09/09	534.06	740.73 740.73	(206.67) (206.67)	0.00 0.00
	228	Morgan Stanley Smith Barney LLC acted as your agent in this transaction	05/22/08		5,534.86	7,323.36 7,323.36	(1,788.50) (1,788.50)	0.00 0.00
125022590	19	UNILEVER NV NY SHS-NEW	05/22/08	07/20/09	492.85	610.28 610.28	(117.43) (117.43)	0.00 0.00
		Morgan Stanley Smith Barney LLC acted as your agent in this transaction						
125022780	104	UNITED TECHNOLOGIES CORP	02/27/07	03/04/09	4,118.55	6,845.28 6,845.28	(2,726.73) (2,726.73)	0.00 0.00
125022790	59	UNITED TECHNOLOGIES CORP	02/27/07	04/16/09	2,819.53	3,883.38 3,883.38	(1,063.85) (1,063.85)	0.00 0.00
125022800	10	UNITED TECHNOLOGIES CORP	02/27/07	05/06/09	521.33	658.20 658.20	(136.87) (136.87)	0.00 0.00
	28		04/16/07		1,459.72	1,841.00 1,841.00	(381.28) (381.28)	0.00 0.00
125022810	508	UNITED TECHNOLOGIES CORP	05/10/07	05/19/09	26,687.70	34,604.00 34,604.00	(7,916.30) (7,916.30)	0.00 0.00
	39		05/17/07		2,048.86	2,709.33 2,709.33	(660.47) (660.47)	0.00 0.00
	479		12/18/07		25,164.19	36,004.51 36,004.51	(10,840.32) (10,840.32)	0.00 0.00
125022820	54	UNITED TECHNOLOGIES CORP	04/16/07	05/19/09	2,836.65	3,550.50 3,550.50	(713.85) (713.85)	0.00 0.00
	14		05/10/07		735.43	953.65 953.65	(218.22) (218.22)	0.00 0.00
125022970	201	VCA ANTECH INC	04/28/08	07/20/09	5,234.95	6,348.45 6,348.45	(1,113.50) (1,113.50)	0.00 0.00
		Morgan Stanley Smith Barney LLC acted as your agent in this transaction						

2
0
0
9

Y
E
A
R

E
N
D

S
U
M
M
A
R
Y

CITI GLOBAL IMPACT FUNDING
Account Number 692-72495-13 643

Details of Long Term Gain (Loss) 2009 - *continued*

Reference number	Quantity	Security Description	Opening Trade Date	Closing Trade Date	Sale Proceeds	Original Cost Adjusted Cost	Original Gain/(Loss) Adjusted Gain/(Loss)	Ordinary Income Capital Gain/(Loss)
125022980	12	VCA ANTECH INC	04/28/08	08/13/09	\$ 314.80	\$ 379.01	(\$ 64.21)	\$ 0.00
	284	Morgan Stanley Smith Barney LLC acted as your agent in this transaction	05/28/08		7,450.26	8,971.82	(1,521.56)	0.00
	108		06/09/08		2,833.20	3,163.97	(330.77)	0.00
	18		07/30/08		472.20	520.64	(48.44)	0.00
						520.64	(48.44)	0.00
125022990	282	VCA ANTECH INC Morgan Stanley Smith Barney LLC acted as your agent in this transaction	07/30/08	11/05/09	6,483.57	8,156.77	(1,673.20)	0.00
						8,156.77	(1,673.20)	0.00
125023660	760	VODAFONE GROUP PLC SPONS ADR NEW	12/18/07	02/04/09	14,797.88	28,193.64	(13,395.76)	0.00
	105		12/28/07		2,044.44	3,946.95	(1,902.51)	0.00
						3,946.95	(1,902.51)	0.00
125023670	474	VODAFONE GROUP PLC SPONS ADR NEW	05/30/06	03/04/09	8,243.14	12,242.74	(3,999.60)	0.00
						12,242.74	(3,999.60)	0.00
125023680	24 6563	VODAFONE GROUP PLC SPONS ADR NEW	05/30/06	04/16/09	465.82	636.84	(171.02)	0.00
	126 3437		06/09/06		2,386.94	836.84	(171.02)	0.00
						3,200.70	(813.76)	0.00
						3,200.70	(813.76)	0.00
125023690	187	VODAFONE GROUP PLC SPONS ADR NEW	06/09/06	05/19/09	3,579.14	4,737.32	(1,158.18)	0.00
						4,737.32	(1,158.18)	0.00
125023700	202 8944	VODAFONE GROUP PLC SPONS ADR NEW	06/09/06	05/26/09	3,806.69	5,139.97	(1,333.28)	0.00
	445 1056		07/12/06		8,351.03	5,139.97	(1,333.28)	0.00
						10,871.51	(2,520.48)	0.00
						10,871.51	(2,520.48)	0.00
125023710	708	VODAFONE GROUP PLC SPONS ADR NEW Morgan Stanley Smith Barney LLC acted as your agent	12/18/07	07/20/09	13,305.45	26,264.61	(12,959.16)	0.00
						26,264.61	(12,959.16)	0.00
125023720	275	VODAFONE GROUP PLC SPONS ADR NEW Morgan Stanley Smith Barney LLC acted as your agent	07/12/06	09/23/09	6,504.13	6,716.75	(212.62)	0.00
						6,716.75	(212.62)	0.00

2
0
0
9
Y
E
A
R
E
N
D
S
U
M
M
A
R
Y

CITI GLOBAL IMPACT FUNDING
Account Number 692-72495-13 643

Details of Long Term Gain (Loss) 2009 - continued

Reference number	Quantity	Security Description	Opening Trade Date	Closing Trade Date	Sale Proceeds	Original Cost Adjusted Cost	Original Gain/(Loss) Adjusted Gain/(Loss)	Ordinary Income Capital Gain/(Loss)
125023730	133	VODAFONE GROUP PLC SPONS ADR NEW	07/12/06	10/27/09	\$ 3,008.91	\$ 3,248.47	(\$ 239.56)	\$ 0.00
	47	MorganStanley SmithBarney LLC acted as your agent	11/15/06		1,063.30	1,241.63	(178.33)	0.00
						1,241.63	(178.33)	0.00
125023900	1,187	WAL-MART STORES INC Morgan Stanley Smith Barney LLC acted as your agent in this transaction	05/27/08	07/13/09	56,739.63	66,809.22	(10,069.59)	0.00
						66,809.22	(10,069.59)	0.00
125024270	2,760	YUM BRANDS INC	03/10/08	04/09/09	83,364.07	97,187.88	(13,803.81)	0.00
						97,187.88	(13,803.81)	0.00
125024280	56	YUM BRANDS INC	03/10/08	05/06/09	1,963.30	1,971.93	(8.63)	0.00
						1,971.93	(8.63)	0.00
125024290	104	YUM BRANDS INC	03/10/08	05/19/09	3,597.29	3,662.15	(64.86)	0.00
						3,662.15	(64.86)	0.00
125024300	196	YUM BRANDS INC Morgan Stanley Smith Barney LLC acted as your agent in this transaction	03/10/08	07/20/09	6,577.98	6,901.75	(323.77)	0.00
						6,901.75	(323.77)	0.00
125024310	119	YUM BRANDS INC Morgan Stanley Smith Barney LLC acted as your agent in this transaction	03/10/08	07/27/09	4,037.36	4,190.35	(152.99)	0.00
						4,190.35	(152.99)	0.00
Total					\$ 4,056,861.89	\$ 5,760,311.40	(\$ 1,705,079.74)	\$ 0.00

Details of Accrued Income 2009

This section shows your accrued income paid or received as a result of purchases and sales

Reference number	Transaction Description	Trade Date	Interest Paid	Interest Received
120130800	FNMA PL#190391 DTD 08/01/2008 DUE 09/01/2038 RATE 6.000	04/15/09	\$ 11,570.72	
120131100	FNMA PL#190391 DTD 08/01/2008 DUE 09/01/2038 RATE 6.000	07/21/09		467.10

2
0
0
9
Y
E
A
R
E
N
D
S
U
M
M
A
R
Y

CITI GLOBAL IMPACT FUNDING
Account Number 692-72497-11 643

Details of Short Term Gain (Loss) 2009

This section shows your sales of securities during the year. The "Sale Proceeds" column excludes any accrued income you may have received. In addition, although cash in lieu less than \$20 is not included on Form 1099-B (if applicable), it is included in this section. Please note, this material is being prepared for informational purposes only and should not be used for tax preparation without the assistance of your tax advisor. For additional information regarding this section see enclosed brochure.

Reference number	Quantity	Security Description	Opening Trade Date	Closing Trade Date	Sale Proceeds	Original Cost Adjusted Cost	Original Gain/(Loss) Adjusted Gain/(Loss)	Ordinary Income Capital Gain/(Loss)
125000010	91	ACCENTURE LTD Morgan Stanley Smi th Barney LLC acted as yo ur agent in this transa	12/30/08	06/04/09	\$ 2,743 75	\$ 2,938 94 \$ 2,938 94	(\$ 195 19) (\$ 195.19)	\$ 0.00 \$ 0.00
125000020	73	ACCENTURE LTD Morgan Stanley Smi th Barney LLC acted as yo ur agent in this transa	12/30/08	07/20/09	2,503 87	2,357 61 2,357 61	146 26 146.26	0.00 0.00
125000030	73	BUNGE LIMITED Morgan Stanley Smi th Barney LLC acted as yo ur agent in this transa	12/30/08	06/04/09	4,765 31	3,610 96 3,610 98	1,154 35 1,154 35	0.00 0.00
125000040	22	BUNGE LIMITED Morgan Stanley Smi th Barney LLC acted as yo ur agent in this transa	03/20/09	06/10/09	1,455 48	1,254 46 1,254 46	201 02 201 02	0.00 0.00
125000050	62	WEATHERFORD INTL LTD NEW (BERMUDA)	12/30/08	01/21/09	601 39	645 08 645 08	(43 69) (43 69)	0.00 0.00
125000060	45	ACE LIMITED Morgan Stanley Smi th Barney LLC acted as yo ur agent in this transa	12/30/08	06/04/09	2,067 78	2,339 62 2,339 62	(271 84) (271 84)	0.00 0.00
125000070	25	ALCON INC Morgan Stanley Smi th Barney LLC acted as yo ur agent in this transa	12/30/08	06/04/09	2,800 26	2,146 83 2,146 83	653 43 653 43	0.00 0.00
125000080	7	ALCON INC Morgan Stanley Smi th Barney LLC acted as yo ur agent in this transa	03/20/09	06/10/09	785 79	620 26 620 26	165 53 165 53	0.00 0.00

2
0
0
9

Y
E
A
R

E
N
D

S
U
M
M
A
R
Y

Corrected Copy as of 03/31/10
Ref 00009497 00245887

CITI GLOBAL IMPACT FUNDING
Account Number 692-72497-11 643

Details of Short Term Gain (Loss) 2009 - continued

Reference number	Quantity	Security Description	Opening Trade Date	Closing Trade Date	Sale Proceeds	Original Cost Adjusted Cost	Original Gain/(Loss) Adjusted Gain/(Loss)	Ordinary Income Capital Gain/(Loss)
125000090	938	WEATHERFORD INTERNATIONAL LTD -CHF	12/30/08	03/24/09	\$ 12,100 59	\$ 9,759 42	\$ 2,341 17	\$ 0 00
	210		03/11/09		2,709 09	2,343 58	365 51	0 00
						2,343 58	365 51	0 00
125000100	109	WEATHERFORD INTERNATIONAL LTD -CHF	03/11/09	06/04/09	2,280 66	1,216 43	1,064 23	0 00
	120	Morgan Stanley Smith Barney LLC acted as your agent in this transaction	03/20/09		2,510 81	1,447 14	1,063 67	0 00
						1,447 14	1,063.67	0 00
125000110	64	WEATHERFORD INTERNATIONAL LTD -CHF Morgan Stanley Smith Barney LLC acted as your agent in this transaction	03/20/09	06/10/09	1,418 96	771 81	647 15	0 00
						771 81	647 15	0 00
125000120	58	TRANSOCEAN LTD SWITZERLAND NEW Morgan Stanley Smith Barney LLC acted as your agent in this transaction	12/30/08	06/04/09	4,779 30	2,684 61	2,094 69	0 00
						2,684 61	2,094 69	0 00
125000130	9	TRANSOCEAN LTD SWITZERLAND NEW Morgan Stanley Smith Barney LLC acted as your agent in this transaction	03/20/09	06/10/09	751 75	539 79	211 96	0 00
						539 79	211.96	0 00
125000140	18	TRANSOCEAN LTD SWITZERLAND NEW Morgan Stanley Smith Barney LLC acted as your agent in this transaction	12/30/08	10/12/09	1,629 45	833 16	796 29	0 00
						833 16	796 29	0 00
125000150	88	CHECK POINT SOFTWARE TECH Morgan Stanley Smith Barney LLC acted as your agent in this transaction	12/30/08	06/04/09	2,057 38	1,664 46	392.92	0 00
						1,664 46	392 92	0 00
125000160	75	CHECK POINT SOFTWARE TECH Morgan Stanley Smith Barney LLC acted as your agent in this transaction	12/30/08	07/09/09	1,674.70	1,418 57	256 13	0 00
						1,418 57	256.13	0 00
125000170	434	QIAGEN-EUR	12/30/08	03/18/09	6,899 48	7,512 54	(613 06)	0 00
						7,512 54	(613 06)	0 00
125000180	154	QIAGEN-EUR Morgan Stanley Smith Barney LLC acted as your agent in this transaction	12/30/08	06/04/09	2,724 72	2,665 74	58 98	0 00
						2,665 74	58.98	0 00

2
0
0
9
Y
E
A
R
E
N
D
S
U
M
M
A
R
Y

Corrected Copy as of 03/31/10
Ref 00009497 00245888

CITI GLOBAL IMPACT FUNDING
Account Number 692-72497-11 643

Details of Short Term Gain (Loss) 2009 - continued

Reference number	Quantity	Security Description	Opening Trade Date	Closing Trade Date	Sale Proceeds	Original Cost Adjusted Cost	Original Gain/(Loss) Adjusted Gain/(Loss)	Ordinary Income Capital Gain/(Loss)
125000190	40	QIAGEN-EUR Morgan Stanley Smith Barney LLC acted as your agent in this transaction	12/30/08	06/10/09	\$ 706 78	\$ 692 40 \$ 692.40	\$ 14 38 \$ 14 38	\$ 0 00 \$ 0 00
125000200	271	FLEXTRONICS INTL LTD USD	12/30/08	03/24/09	691 59	672 08 672 08	19 51 19 51	0 00 0 00
	417		03/20/09		1,064 18	1,008 31 1,008 31	55 87 55 87	0 00 0 00
125000210	375	FLEXTRONICS INTL LTD USD	03/20/09	05/28/09	1,324 16	906 75 906 75	417.41 417 41	0 00 0 00
	290		05/27/09		1,024 02	1,020 25 1,020 25	3 77 3 77	0 00 0 00
125000220	139	AFLAC INC	12/30/08	03/23/09	2,797 10	6,257 32 6,257 32	(3,460 22) (3,460 22)	0 00 0 00
125000230	60	AFLAC INC	12/30/08	06/04/09	2,044 75	2,701 00 2,701 00	(656 25) (656 25)	0 00 0 00
	19	Morgan Stanley Smith Barney LLC acted as your agent in this transaction	03/05/09		647 50	255 13 255 13	392 37 392 37	0 00 0 00
125000240	138	ABBOTT LABORATORIES Morgan Stanley Smith Barney LLC acted as your agent in this transaction	12/30/08	06/04/09	6,160 51	7,275 01 7,275 01	(1,114 50) (1,114 50)	0 00 0 00
125000250	16	ABBOTT LABORATORIES Morgan Stanley Smith Barney LLC acted as your agent in this transaction	02/06/09	06/10/09	705 78	912 29 912 29	(206 51) (206 51)	0 00 0 00
125000260	325	ACTIVISION BLIZZARD INC Morgan Stanley Smith Barney LLC acted as your agent in this transaction	12/30/08	06/04/09	4,137 79	2,746 25 2,746 25	1,391 54 1,391.54	0 00 0 00
125000270	56	ACTIVISION BLIZZARD INC Morgan Stanley Smith Barney LLC acted as your agent in this transaction	03/20/09	06/10/09	709 05	560 96 560 96	148 09 148 09	0 00 0 00

2
0
0
9
Y
E
A
R
E
N
D
S
U
M
M
A
R
Y

CITI GLOBAL IMPACT FUNDING
Account Number 692-72497-11 643

Details of Short Term Gain (Loss) 2009 : continued

Reference number	Quantity	Security Description	Opening Trade Date	Closing Trade Date	Sale Proceeds	Original Cost Adjusted Cost	Original Gain/(Loss) Adjusted Gain/(Loss)	Ordinary Income Capital Gain/(Loss)
125000280	585	ACTIVISION BLIZZARD INC	12/30/08	10/30/09	\$ 6,351.53	\$ 4,943.25	\$ 1,408.28	\$ 0.00
	212	MorganStanley SmithBarney LLC acted as your agent in this transaction	03/20/09		2,301.75	2,123.62	178.13	0.00
	215		10/28/09		2,334.32	2,443.71	(109.39)	0.00
					2,443.71	(109.39)	0.00	
125000290	31	ADECCO SA-CHF Morgan Stanley Smith Barney LLC acted as your agent in this transaction	03/05/09	06/04/09	681.98	429.35	252.63	0.00
						429.35	252.63	0.00
125000300	213	ADOBE SYSTEMS INC (DE)	12/30/08	03/24/09	4,705.57	4,453.25	252.32	0.00
	435		02/19/09		9,609.97	8,680.16	929.81	0.00
	35		03/05/09		773.21	598.40	174.81	0.00
					598.40	174.81	0.00	
125000310	20	ADOBE SYSTEMS INC (DE) Morgan Stanley Smith Barney LLC acted as your agent in this transaction	03/05/09	06/04/09	586.66	341.95	244.71	0.00
	131		03/13/09		3,842.65	2,414.07	1,428.58	0.00
	11		03/20/09		322.67	227.13	95.54	0.00
					227.13	95.54	0.00	
125000320	24	ADOBE SYSTEMS INC (DE) Morgan Stanley Smith Barney LLC acted as your agent in this transaction	03/20/09	06/10/09	717.10	495.55	221.55	0.00
						495.55	221.55	0.00
125000330	81	AETNA INC NEW Morgan Stanley Smith Barney LLC acted as your agent in this transaction	03/26/09	06/04/09	2,061.55	1,960.94	100.61	0.00
						1,960.94	100.61	0.00
125000340	379	AETNA INC NEW Morgan Stanley Smith Barney LLC acted as your agent in this transaction	03/26/09	08/24/09	11,305.05	9,175.29	2,129.76	0.00
	36		05/27/09		1,073.83	932.33	141.50	0.00
						932.33	141.50	0.00
125000350	61	AFFILIATED COMPUTER SVCS CL A Morgan Stanley Smith Barney LLC acted as your agent in this transaction	12/30/08	06/04/09	2,774.35	2,724.21	50.14	0.00
						2,724.21	50.14	0.00

2
0
0
9
Y
E
A
R
E
N
D
S
U
M
M
A
R
Y

CITI GLOBAL IMPACT FUNDING

Account Number 692-72497-11 643

Details of Short Term Gain (Loss) 2009 - continued

Reference number	Quantity	Security Description	Opening Trade Date	Closing Trade Date	Sale Proceeds	Original Cost Adjusted Cost	Original Gain/(Loss) Adjusted Gain/(Loss)	Ordinary Income Capital Gain/(Loss)
125000360	110	AFFILIATED COMPUTER SVCS CL A	12/30/08	08/24/09	\$ 5,011.25	\$ 4,912.51	\$ 98.74	\$ 0.00
	94	Morgan Stanley Smi th Barney LLC acted as yo ur agent in this transa	03/20/09		4,282.34	4,323.44	(41.10)	0.00
	20		05/27/09		911.13	895.72	15.41	0.00
						895.72	15.41	0.00
125000370	327	AIR LIQUIDE ADR	12/30/08	06/04/09	6,101.66	6,131.25	(29.59)	0.00
		Morgan Stanley Smi th Barney LLC acted as yo ur agent in this transa				6,131.25	(29.59)	0.00
125000380	37	AIR LIQUIDE ADR	12/30/08	06/10/09	688.18	693.75	(5.57)	0.00
		Morgan Stanley Smi th Barney LLC acted as yo ur agent in this transa				693.75	(5.57)	0.00
125000390	81	AIR PRODUCTS & CHEMICALS INC	12/30/08	06/04/09	5,504.61	3,973.05	1,531.56	0.00
		Morgan Stanley Smi th Barney LLC acted as yo ur agent in this transa				3,973.05	1,531.56	0.00
125000400	11	AIR PRODUCTS & CHEMICALS INC	03/24/09	06/10/09	735.33	629.73	105.60	0.00
		Morgan Stanley Smi th Barney LLC acted as yo ur agent in this transa				629.73	105.60	0.00
125000410	44	ALLERGAN INC	12/30/08	02/17/09	1,877.90	1,698.73	179.17	0.00
						1,698.73	179.17	0.00
125000420	113	ALLERGAN INC	12/30/08	03/13/09	4,643.45	4,362.65	280.80	0.00
						4,362.65	280.80	0.00
125000430	154	ALLERGAN INC	12/30/08	03/24/09	7,400.27	5,945.55	1,454.72	0.00
	27		03/05/09		1,297.45	968.71	328.74	0.00
	117		03/20/09		5,622.28	4,661.05	961.23	0.00
						4,661.05	961.23	0.00
125000440	475	ALLIANZ SE ADR	12/30/08	06/04/09	4,731.01	5,043.32	(312.31)	0.00
		Morgan Stanley Smi th Barney LLC acted as yo ur agent in this transa				5,043.32	(312.31)	0.00

2
0
0
9
Y
E
A
R
E
N
D
S
U
M
M
A
R
Y

Corrected Copy as of 03/31/10
Ref 00009497 00245891

CITI GLOBAL IMPACT FUNDING
Account Number 692-72497-11 643

Details of Short Term Gain (Loss) 2009 - continued

Reference number	Quantity	Security Description	Opening Trade Date	Closing Trade Date	Sale Proceeds	Original Cost Adjusted Cost	Original Gain/(Loss) Adjusted Gain/(Loss)	Ordinary Income Capital Gain/(Loss)
125000450	70	ALTERA CORP	03/05/09	03/24/09	\$ 1,227 13	\$ 1,122 80	\$ 104 33	\$ 0 00
	184		03/05/09		3,225 60	2,954 54	271 06	0 00
	98		03/13/09		1,717 98	1,700 20	17 78	0 00
	259		03/20/09		4,540 37	4,516 44	23 93	0 00
						4,516 44	23 93	0 00
125000460	178	ALUMINA LTD SPONSORED ADR	12/30/08	01/29/09	520 91	642 95	(122 04)	0 00
						642 95	(122 04)	0 00
125000470	111	AMERICA MOVIL S A B DE CV SER L SPONS ADR Morgan Stanley Smi th Barney LLC acted as yo	12/30/08	06/04/09	4,117 44	3,346 37	771 07	0 00
						3,346 37	771 07	0 00
125000480	19	AMERICA MOVIL S A B DE CV SER L SPONS ADR Morgan Stanley Smi th Barney LLC acted as yo	12/30/08	06/10/09	702 80	572 80	130 00	0 00
						572 80	130 00	0 00
125000490	55	AMGEN INC Morgan Stanley Smi th Barney LLC acted as yo ur agent in this transa	12/30/08	06/04/09	2,788 53	3,134 30	(345 77)	0 00
						3,134 30	(345 77)	0 00
125000500	14	AMGEN INC Morgan Stanley Smi th Barney LLC acted as yo ur agent in this transa	12/30/08	06/10/09	697 80	797 82	(100 02)	0 00
						797 82	(100 02)	0 00
125000510	43	APACHE CORP	12/30/08	03/11/09	2,401 53	3,122 52	(720 99)	0 00
						3,122 52	(720 99)	0 00
125000520	150	APACHE CORP	12/30/08	03/24/09	10,278 31	10,892 52	(614 21)	0 00
	7		01/07/09		479 65	584 92	(105 27)	0 00
	24		02/17/09		1,644 54	1,660 08	(15 54)	0 00
						1,660 08	(15 54)	0 00
125000530	12	APACHE CORP Morgan Stanley Smi	02/17/09	06/04/09	996 81	830 04	166 77	0 00
	29	th Barney LLC acted as yo ur agent in this transa	03/05/09		2,408 97	830 04	166 77	0 00
						1,573 60	835 37	0 00
						1,573 60	835 37	0 00

2
0
0
9
Y
E
A
R
E
N
D
S
U
M
M
A
R
Y

CITI GLOBAL IMPACT FUNDING
Account Number 692-72497-11 643

Details of Short Term Gain (Loss) 2009: continued

Reference number	Quantity	Security Description	Opening Trade Date	Closing Trade Date	Sale Proceeds	Original Cost Adjusted Cost	Original Gain/(Loss) Adjusted Gain/(Loss)	Ordinary Income Capital Gain/(Loss)
125000540	9	APACHE CORP Morgan Stanley Smi th Barney LLC acted as yo ur agent in this transa	03/20/09	06/10/09	\$ 748 51	\$ 587 67 \$ 587.67	\$ 160 84 \$ 160.84	\$ 0 00 \$ 0 00
125000550	8	APOLLO GROUP INC CL A	12/30/08	02/25/09	606 63	617.28 617.28	(10 65) (10 65)	0 00 0 00
125000560	66	APOLLO GROUP INC CL A Morgan Stanley Smi th Barney LLC acted as yo ur agent in this transa	12/30/08	06/04/09	4,116 31	5,092 56 5,092 56	(976 25) (976 25)	0 00 0 00
125000570	11	APOLLO GROUP INC CL A Morgan Stanley Smi th Barney LLC acted as yo ur agent in this transa	12/30/08	06/10/09	706 51	848 76 848 76	(142 25) (142 25)	0 00 0 00
125000580	53	APPLE INC	12/30/08	01/16/09	4,366 11	4,557 86 4,557 86	(191 75) (191 75)	0 00 0 00
125000590	171	APPLE INC Morgan Stanley Smi th Barney LLC acted as yo ur agent in this transa	12/30/08	06/04/09	24,611 39	14,705 53 14,705 53	9,905 86 9,905 86	0 00 0 00
125000600	21	APPLE INC Morgan Stanley Smi th Barney LLC acted as yo ur agent in this transa	03/20/09	06/10/09	2,913 46	2,128 42 2,128 42	785 04 785 04	0 00 0 00
125000610	5	APPLE INC Morgan Stanley Smi th Barney LLC acted as yo ur agent in this transa	12/30/08	07/13/09	707 21	429 99 429.99	277 22 277.22	0 00 0 00
125000620	24	APPLE INC Morgan Stanley Smi th Barney LLC acted as yo ur agent in this transa	12/30/08	08/25/09	4,065 83	2,063 93 2,063 93	2,001 90 2,001 90	0 00 0 00
125000630	377	ARCHER-DANIELS-MIDLAND CO	12/30/08	03/17/09	10,559 68	10,782 88 10,782 88	(223 20) (223 20)	0 00 0 00
	60		03/05/09		1,680 58	1,553 88 1,553 88	126 70 126.70	0 00 0 00

2
0
0
9
Y
E
A
R
E
N
D
S
U
M
M
A
R
Y

CITI GLOBAL IMPACT FUNDING
Account Number 692-72497-11 643

Details of Short Term Gain (Loss) 2009 - continued

Reference number	Quantity	Security Description	Opening Trade Date	Closing Trade Date	Sale Proceeds	Original Cost Adjusted Cost	Original Gain/(Loss) Adjusted Gain/(Loss)	Ordinary Income Capital Gain/(Loss)
125000640	598	ATLAS COPCO AB SPONS ADR RPSTG SER A -USD Morgan Stanley Smith Barney LLC acted as yo	12/30/08	06/04/09	\$ 6,153 26	\$ 5,154 28 \$ 5,154 28	\$ 998 98 \$ 998 98	\$ 0 00 \$ 0 00
125000650	53	ATLAS COPCO AB SPONS ADR RPSTG SER A -USD MorganStanley SmithBarney LLC acted as your agent	12/30/08	12/18/09	744 15	456 82 456 82	287 33 287 33	0 00 0 00
125000660	169	ATLAS COPCO AB SPONS ADR RPSTG SER A -USD	12/30/08	12/21/09	2,378 00	1,456 64 1,456 64	921 36 921 36	0 00 0 00
	143	MorganStanley SmithBarney LLC acted as your agent	03/05/09		2,012 16	908 05 908 05	1,104 11 1,104 11	0 00 0 00
125000670	273	AUTODESK INC	12/30/08	03/24/09	4,065 08	5,104 36 5,104 36	(1,039 28) (1,039 28)	0 00 0 00
	91		03/05/09		1,355.03	1,106 56 1,106 56	248 47 248 47	0 00 0 00
	195		03/20/09		2,903 63	2,636 01 2,636 01	267 62 267 62	0 00 0 00
125000680	8	AUTOZONE INC	12/30/08	03/02/09	1,116 36	1,090 72 1,090 72	25 64 25 64	0 00 0 00
125000690	18	AUTOZONE INC Morgan Stanley Smith Barney LLC acted as yo ur agent in this transa	12/30/08	06/04/09	2,837 08	2,454 12 2,454 12	382 96 382 96	0 00 0 00
125000700	328	AVON PRODUCTS INC	12/30/08	03/02/09	5,379 19	7,625 70 7,625 70	(2,246 51) (2,246 51)	0 00 0 00
125000710	100	AXA S A SPONS ADR Morgan Stanley Smith Barney LLC acted as yo ur agent in this transa	12/30/08	06/04/09	2,048 09	2,211 50 2,211 50	(163 41) (163 41)	0 00 0 00
125000720	262	AXA S A SPONS ADR SALE OF RTS ON 262 0000 SHS RECORD 11/13/09 PAY 12/04/09	11/13/09	11/13/09	151 89	01 01	151 88 151 88	0 00 0 00
125000730	95	BAE SYSTEMS PLC SPON ADR Morgan Stanley Smith Barney LLC acted as yo ur agent in this transa	12/30/08	06/04/09	2,072 84	2,010 38 2,010 38	62 46 62 46	0 00 0 00

2
0
0
9
Y
E
A
R
E
N
D
S
U
M
M
A
R
Y

CITI GLOBAL IMPACT FUNDING
Account Number 692-72497-11 643

Details of Short Term Gain (Loss) 2009 - continued

Reference number	Quantity	Security Description	Opening Trade Date	Closing Trade Date	Sale Proceeds	Original Cost Adjusted Cost	Original Gain/(Loss) Adjusted Gain/(Loss)	Ordinary Income Capital Gain/(Loss)
125000740	52	BG GROUP PLC SPON ADR Morgan Stanley Smi th Barney LLC acted as yo ur agent in this transa	12/30/08	06/04/09	\$ 4,742 27	\$ 3,659 24 \$ 3,659.24	\$ 1,083 03 \$ 1,083.03	\$ 0 00 \$ 0 00
125000750	8	BG GROUP PLC SPON ADR Morgan Stanley Smi th Barney LLC acted as yo ur agent in this transa	03/20/09	06/10/09	735 34	618 96 618 96	116 38 116 38	0 00 0 00
125000760	54	BP PLC SPONS ADR Morgan Stanley Smi th Barney LLC acted as yo ur agent in this transa	12/30/08	06/04/09	2,754 60	2,442 28 2,442 28	312 32 312 32	0 00 0 00
125000770	526	BANCO ESPIRITO SANTO SA EU SALE OF RTS ON 526 0000 SHS	04/09/09	04/09/09	869 81	01 01	869 80 869 80	0 00 0 00
125000780	129	BANCO ESPIRITO SANTO SA-EU Morgan Stanley Smi th Barney LLC acted as yo ur agent in this transa	12/30/08	06/04/09	677 23	1,206 15 1,206 15	(528 92) (528 92)	0 00 0 00
125000790	134	BANCO SANTANDER S A	12/30/08	02/27/09	811 65	1,266 03 1,266 03	(454 38) (454 38)	0 00 0.00
125000800	0885	BANK OF AMERICA CORP MERGER 01/02/09 590188108000	12/30/08	01/02/09	1 24	1 13 1 13	11 11	0.00 0.00
125000810	501	BANK OF AMERICA CORP Morgan Stanley Smi th Barney LLC acted as yo ur agent in this transa	12/30/08	06/04/09	5,892 86	6,401 20 6,401 20	(508 34) (508 34)	0 00 0 00
	137		03/05/09		1,611 42	439 63 439 63	1,171 79 1,171 79	0 00 0 00
125000820	114	BANK OF AMERICA CORP Morgan Stanley Smi th Barney LLC acted as yo ur agent in this transa	03/05/09	06/10/09	1,367 11	365 83 365 83	1,001 28 1,001 28	0 00 0 00
125000830	56	C R BARD INC NEW JERSEY	12/30/08	03/11/09	4,084 61	4,593 46 4,593 46	(508 85) (508 85)	0 00 0 00
125000840	60	C R BARD INC NEW JERSEY	12/30/08	03/24/09	4 658 37	4,921 56 4,921 56	(263 19) (263 19)	0 00 0.00
	13		03/05/09		1,009 31	965 77 965 77	43 54 43 54	0 00 0 00
	61		03/20/09		4,736 02	4,678 94 4,678 94	57 08 57 08	0 00 0 00

2
0
0
9
Y
E
A
R
E
N
D
S
U
M
M
A
R
Y

Corrected Copy as of 03/31/10
Ref 00009497 00245895

CITI GLOBAL IMPACT FUNDING
Account Number 692-72497-11 643

Details of Short Term Gain (Loss) 2009 - continued

Reference number	Quantity	Security Description	Opening Trade Date	Closing Trade Date	Sale Proceeds	Original Cost Adjusted Cost	Original Gain/(Loss) Adjusted Gain/(Loss)	Ordinary Income Capital Gain/(Loss)
125000850	41	BAXTER INTL INC	12/30/08	05/26/09	\$ 2,072.94	\$ 2,146.18 \$ 2,146.18	(\$ 73.24) (\$ 73.24)	\$ 0.00 \$ 0.00
125000860	116	BAXTER INTL INC Morgan Stanley Smith Barney LLC acted as your agent in this transaction	12/30/08	06/04/09	5,452.08	6,072.11 6,072.11	(620.03) (620.03)	0.00 0.00
125000870	266	BAXTER INTL INC Morgan Stanley Smith Barney LLC acted as your agent in this transaction	12/30/08	07/29/09	14,789.81	13,923.98 13,823.98	865.83 865.83	0.00 0.00
	19			03/20/09	1,056.41	946.94 946.94	109.47 109.47	0.00 0.00
125000880	41	BECTON DICKINSON & CO Morgan Stanley Smith Barney LLC acted as your agent in this transaction	12/30/08	06/04/09	2,757.24	2,762.96 2,762.96	(5.72) (5.72)	0.00 0.00
125000890	11	BECTON DICKINSON & CO Morgan Stanley Smith Barney LLC acted as your agent in this transaction	12/30/08	06/10/09	740.17	741.28 741.28	(1.11) (1.11)	0.00 0.00
125000900	61	BECTON DICKINSON & CO Morgan Stanley Smith Barney LLC acted as your agent in this transaction	12/30/08	11/06/09	4,282.19	4,110.74 4,110.74	171.45 171.45	0.00 0.00
	71			03/20/09	4,984.18	4,599.17 4,599.17	385.01 385.01	0.00 0.00
	14			05/27/09	982.80	938.14 938.14	44.66 44.66	0.00 0.00
	28			10/28/09	1,965.59	1,871.74 1,871.74	93.85 93.85	0.00 0.00
125000910	93	BEST BUY INC Morgan Stanley Smith Barney LLC acted as your agent in this transaction	12/30/08	06/04/09	3,433.66	2,548.95 2,548.95	884.71 884.71	0.00 0.00
125000920	19	BEST BUY INC Morgan Stanley Smith Barney LLC acted as your agent in this transaction	03/20/09	06/10/09	730.15	615.75 615.75	114.40 114.40	0.00 0.00
125000930	183	BEST BUY INC Morgan Stanley Smith Barney LLC acted as your agent in this transaction	12/30/08	08/24/09	6,595.22	5,015.69 5,015.69	1,579.53 1,579.53	0.00 0.00
	86			03/20/09	3,099.40	2,787.09 2,787.09	312.31 312.31	0.00 0.00

2
0
0
9

Y
E
A
R

E
N
D

S
U
M
M
A
R
Y

CITI GLOBAL IMPACT FUNDING
Account Number 692-72497-11 643

Details of Short Term Gain (Loss) 2009 *continued*

Reference number	Quantity	Security Description	Opening Trade Date	Closing Trade Date	Sale Proceeds	Original Cost Adjusted Cost	Original Gain/(Loss) Adjusted Gain/(Loss)	Ordinary Income Capital Gain/(Loss)
125000940	5,242.687	BLACKROCK HIGH YIELD BOND PORT INSTL CL CONFIRM #500091540156431 Morgan Stanley Smi	12/30/08	06/03/09	\$ 30,827.00	\$ 26,475.57 \$ 26,475.57	\$ 4,351.43 \$ 4,351.43	\$ 0.00 \$ 0.00
125000950	33,435.374	BLACKROCK HIGH YIELD BOND PORT INSTL CL CONFIRM #500091550147023 Morgan Stanley Smi	12/30/08	06/04/09	196,934.35	168,848.64 168,848.64	28,085.71 28,085.71	0.00 0.00
125000960	3,811.13	BLACKROCK HIGH YIELD BOND PORT INSTL CL CONFIRM #500091610195160 Morgan Stanley Smi	12/30/08	06/10/09	22,676.22	19,246.21 19,246.21	3,430.01 3,430.01	0.00 0.00
125000970	174	H & R BLOCK INC Morgan Stanley Smi th Barney LLC acted as yo ur agent in this transa	12/30/08	06/04/09	2,721.29	3,829.22 3,829.22	(1,107.93) (1,107.93)	0.00 0.00
125000980	45	H & R BLOCK INC Morgan Stanley Smi th Barney LLC acted as yo ur agent in this transa	12/30/08	06/10/09	702.97	990.31 990.31	(287.34) (287.34)	0.00 0.00
125000990	186	BOEING CO	12/30/08	02/11/09	7,488.18	7,605.30 7,605.30	(117.12) (117.12)	0.00 0.00
125001000	56	BOEING CO	12/30/08	03/23/09	1,920.22	2,289.77 2,289.77	(369.55) (369.55)	0.00 0.00
125001010	136	BOEING CO Morgan Stanley Smi th Barney LLC acted as yo ur agent in this transa	12/30/08	06/04/09	6,887.13	5,560.86 5,560.86	1,326.27 1,326.27	0.00 0.00
125001020	27	BOEING CO Morgan Stanley Smi th Barney LLC acted as yo ur agent in this transa	12/30/08	06/10/09	1,390.46	1,103.99 1,103.99	286.47 286.47	0.00 0.00
125001030	137	BRISTOL MYERS SQUIBB CO Morgan Stanley Smi th Barney LLC acted as yo ur agent in this transa	12/30/08	06/04/09	2,727.59	3,091.82 3,091.82	(364.23) (364.23)	0.00 0.00

2
0
0
9
Y
E
A
R
E
N
D
S
U
M
M
A
R
Y

CITI GLOBAL IMPACT FUNDING
Account Number 692-72497-11 643

Details of Short Term Gain (Loss) 2009 - continued

Reference number	Quantity	Security Description	Opening Trade Date	Closing Trade Date	Sale Proceeds	Original Cost Adjusted Cost	Original Gain/(Loss) Adjusted Gain/(Loss)	Ordinary Income Capital Gain/(Loss)
125001040	202	BRISTOL MYERS SQUIBB CO	12/30/08	06/05/09	\$ 4,018 62	\$ 4,558 73	(\$ 540 11)	\$ 0 00
	59	Morgan Stanley Smith Barney LLC acted as your agent in this transaction	03/05/09		1,173 76	1,042 41	(\$ 540 11)	0 00
	176		03/20/09		3,501 37	3,615 02	131 35	0 00
	102		05/27/09		2,029 21	1,996 91	131 35	0 00
						1,996 91	(113 65)	0 00
125001050	70	BRITISH SKY BROADCASTING GROUP PLC SPONSORED ADR-USD-	12/30/08	06/04/09	2,048 85	1,939 00	109 85	0 00
		Morgan Stanley Smith Barney LLC acted as your agent in this transaction				1,939 00	109 85	0 00
125001060	39	CADBURY PLC ADR	12/30/08	06/04/09	1,383 29	1,365 78	17 51	0 00
		Morgan Stanley Smith Barney LLC acted as your agent in this transaction				1,365 78	17 51	0 00
125001070	33	CADBURY PLC ADR	12/30/08	10/05/09	1,671 46	1,155 66	515 80	0 00
	19	Morgan Stanley Smith Barney LLC acted as your agent in this transaction	03/05/09		962 36	1,155 66	515 80	0 00
	44		03/20/09		2,228 61	538 65	423 71	0 00
						1,336 28	423 71	0 00
						1,336 28	892 33	0 00
125001080	386	CAMERON INTERNATIONAL CORP	12/30/08	02/24/09	7,298 48	7,698 00	(399 52)	0 00
						7,698 00	(399 52)	0 00
125001090	38	CAP GEMINI S A-ADR	12/30/08	06/04/09	706 78	733 40	(26 62)	0 00
		Morgan Stanley Smith Barney LLC acted as your agent in this transaction				733 40	(26 62)	0 00
125001100	38	CAP GEMINI S A-ADR	12/30/08	06/10/09	687 40	733 40	(46 00)	0 00
		Morgan Stanley Smith Barney LLC acted as your agent in this transaction				733 40	(46 00)	0 00
125001110	290	CELESIO AG	12/30/08	06/04/09	1,328 16	1,626 90	(298 74)	0 00
		Morgan Stanley Smith Barney LLC acted as your agent in this transaction				1,626 90	(298 74)	0 00

2
0
0
9
Y
E
A
R
E
N
D
S
U
M
M
A
R
Y

CITI GLOBAL IMPACT FUNDING
Account Number 692-72497-11 643

Details of Short Term Gain (Loss) 2009 - continued

Reference number	Quantity	Security Description	Opening Trade Date	Closing Trade Date	Sale Proceeds	Original Cost Adjusted Cost	Original Gain/(Loss) Adjusted Gain/(Loss)	Ordinary Income Capital Gain/(Loss)
125001120	196	CELESIO AG	12/30/08	10/22/09	\$ 1,025 86	\$ 1,099 56	(\$ 73 70)	\$ 0 00
	317	MorganStanley SmithBarney LLC acted as your agent in this transaction	03/20/09		1,659 16	1,214 11	445 05	0 00
						1,214 11	445 05	0 00
125001130	94	CELGENE CORP	12/30/08	03/24/09	4,374 82	5,079 76	(704 94)	0 00
	12		03/05/09		558 49	5,078 76	(704 94)	0 00
	57		03/20/09		2,652 82	481 56	76 93	0 00
						481 56	76 93	0 00
						2,636 25	16 57	0 00
						2,636 25	16 57	0 00
125001140	222	CHEUNG KONG HOLDING-ADR Morgan Stanley Smith Barney LLC acted as your agent in this transaction	12/30/08	06/04/09	2,710 55	2,051 28	659 27	0 00
						2,051 28	659 27	0 00
125001150	58	CHEUNG KONG HOLDING-ADR Morgan Stanley Smith Barney LLC acted as your agent in this transaction	12/30/08	06/10/09	687 28	535 92	151 36	0 00
						535 92	151 36	0 00
125001160	15	CHINA TELECOM CORP LTD SPONSORED ADR REPSTG H SHS Morgan Stanley Smith Barney LLC acted as your agent in this transaction	12/30/08	06/04/09	735 58	555 73	179 85	0 00
						555 73	179 85	0 00
125001170	15	CHINA TELECOM CORP LTD SPONSORED ADR REPSTG H SHS Morgan Stanley Smith Barney LLC acted as your agent in this transaction	05/27/09	06/10/09	728 34	701 40	26 94	0 00
						701 40	26 94	0 00
125001180	7454	CHUNGHWA TELECOM LTD ADR MERGER 03/20/09 171330304001	12/30/08	03/20/09	13 93	13 75	18	0 00
						13 75	18	0 00
125001190	102	CHUNGHWA TELECOM LTD ADR	12/30/08	04/07/09	1,883 54	1,881 43	2 11	0 00
	233		03/20/09		4,302 60	1,881 43	2 11	0 00
	94		03/24/09		1,735 82	4,408 36	(105 76)	0 00
						4,408 36	(105 76)	0 00
						1,786 71	(50 89)	0 00
						1,786 71	(50 89)	0 00
125001200	36	CHUNGHWA TELECOM LTD ADR Morgan Stanley Smith Barney LLC acted as your agent in this transaction	03/24/09	06/04/09	700 90	684 27	16 63	0 00
						684 27	16 63	0 00

2
0
9
Y
E
A
R
E
N
D
S
U
M
M
A
R
Y

CITI GLOBAL IMPACT FUNDING
Account Number 692-72497-11 643

Details of Short Term Gain/(Loss) 2009 *continued*

Reference number	Quantity	Security Description	Opening Trade Date	Closing Trade Date	Sale Proceeds	Original Cost Adjusted Cost	Original Gain/(Loss) Adjusted Gain/(Loss)	Ordinary Income Capital Gain/(Loss)
125001210	72	CHUNGHWA TELECOM LTD ADR	03/24/09	06/16/09	\$ 1,415 03	\$ 1,368 54	\$ 46 49	\$ 0 00
	56	Morgan Stanley Smith Barney LLC acted as your agent in this transaction	05/27/09		1,100 57	1,039 36	61 21	0 00
						1,039 36	61 21	0 00
125001220	553	CISCO SYS INC	12/30/08	03/24/09	9,269 33	8,929 35	339 98	0 00
	29		03/05/09		486 09	424 79	61 30	0 00
	285		03/20/09		4,777 14	4,551 45	225 69	0 00
						4,551 45	225 69	0 00
125001230	173	CISCO SYS INC	05/19/09	06/04/09	3,389 48	3,321 55	67 93	0 00
		Morgan Stanley Smith Barney LLC acted as your agent in this transaction				3,321 55	67 93	0 00
125001240	36	CISCO SYS INC	05/19/09	06/10/09	709 59	691 19	18 40	0 00
		Morgan Stanley Smith Barney LLC acted as your agent in this transaction				691 19	18 40	0 00
125001250	377	COACH INC	12/30/08	06/03/09	10,410 21	7,534 38	2,875 83	0 00
	17	Morgan Stanley Smith Barney LLC acted as your agent in this transaction	03/05/09		469 43	7,634 38	2,875 83	0 00
						209 41	260 02	0 00
						209 41	260 02	0 00
125001260	51	COACH INC	03/05/09	06/04/09	1,378 11	628 22	749 89	0 00
		Morgan Stanley Smith Barney LLC acted as your agent in this transaction				628 22	749 89	0 00
125001270	254	COGNIZANT TECH SOLUTIONS CL A	12/30/08	03/24/09	5,204 94	4,439 23	765 71	0 00
	58		03/05/09		1,188 53	4,439 23	765 71	0 00
	131		03/20/09		2,684 43	1,074 04	114 49	0 00
						1,074 04	114 49	0 00
						2,718 18	(33 75)	0 00
						2,718 18	(33 75)	0 00
125001280	79	COLGATE PALMOLIVE CO	12/30/08	03/13/09	4,535 52	5,349 83	(814 31)	0 00
						5,349 83	(814 31)	0 00
125001290	191	COLGATE PALMOLIVE CO	12/30/08	03/24/09	11,230 75	12,934 41	(1,703 66)	0 00
	16		02/06/09		940 80	12,934 41	(1,703 66)	0 00
						1,053 60	(112 80)	0 00
						1,053 60	(112 80)	0 00

2009 YEAR END SUMMARY

CITI GLOBAL IMPACT FUNDING
Account Number 692-72497-11 643

Details of Short Term Gain (Loss) 2009 - continued

Reference number	Quantity	Security Description	Opening Trade Date	Closing Trade Date	Sale Proceeds	Original Cost Adjusted Cost	Original Gain/(Loss) Adjusted Gain/(Loss)	Ordinary Income Capital Gain/(Loss)
125001300	15	COLGATE PALMOLIVE CO Morgan Stanley Smi	02/06/09	06/04/09	\$ 1,064 40	\$ 987 75	\$ 76 65	\$ 0 00
	34	th Barney LLC acted as yo ur agent in this transa	03/05/09		2,412 65	1,906 31	506 34	0 00
						1,906 31	506 34	0 00
125001310	11	COLGATE PALMOLIVE CO Morgan Stanley Smi	03/20/09	06/10/09	771 52	632 46	139 06	0 00
		th Barney LLC acted as yo ur agent in this transa				632 46	139 06	0 00
125001320	263	COMPASS GROUP PLC ADR NEW	12/30/08	02/09/09	1,399 86	1,288 70	111 16	0 00
						1,288 70	111 16	0 00
125001330	347	CONAGRA FOODS INC Morgan Stanley Smi	12/30/08	06/04/09	6,798 42	5,593 50	1,204 92	0 00
		th Barney LLC acted as yo ur agent in this transa				5,593 50	1,204 92	0 00
125001340	37	CONAGRA FOODS INC Morgan Stanley Smi	12/30/08	06/10/09	710 38	596 42	113 96	0 00
		th Barney LLC acted as yo ur agent in this transa				596 42	113 96	0 00
125001350	72	CONOCOPHILLIPS	12/30/08	03/23/09	2,861 26	3,658 86	(797 60)	0 00
						3,658 86	(797 60)	0 00
125001360	47	CONOCOPHILLIPS	12/30/08	05/26/09	2,093 20	2,388 42	(295 22)	0 00
						2,388 42	(295 22)	0 00
125001370	90	CONOCOPHILLIPS Morgan Stanley Smi	12/30/08	06/04/09	4,121 31	4,573 58	(452 27)	0 00
		th Barney LLC acted as yo ur agent in this transa				4,573 58	(452 27)	0 00
125001380	174	CORNING INC Morgan Stanley Smi	05/27/09	06/04/09	2,714 38	2,598 85	115 53	0 00
		th Barney LLC acted as yo ur agent in this transa				2,598 85	115 53	0 00
125001390	44	CORNING INC Morgan Stanley Smi	05/27/09	06/10/09	703 54	657 18	46 36	0 00
		th Barney LLC acted as yo ur agent in this transa				657 18	46 36	0 00
125001400	65	COSTCO WHOLESALE CORP NEW	12/30/08	02/06/09	2,947 73	3,309 02	(361 29)	0 00
						3,309 02	(361 29)	0 00

2
0
0
9

Y
E
A
R

E
N
D

S
U
M
M
A
R
Y

Reserved
Client Statement
2009 Year End Summary

CITI GLOBAL IMPACT FUNDING
Account Number 692-72497-11 643

Details of Short Term Gain/(Loss) 2009 *continued*

Reference number	Quantity	Security Description	Opening Trade Date	Closing Trade Date	Sale Proceeds	Original Cost Adjusted Cost	Original Gain/(Loss) Adjusted Gain/(Loss)	Ordinary Income Capital Gain/(Loss)
125001410	72	COSTCO WHOLESALE CORP NEW	12/30/08	03/24/09	\$ 3,358.78	\$ 3,665.38	(\$ 306.60)	\$ 0.00
	13		03/05/09		606.45	514.93	91.52	0.00
	41		03/20/09		1,912.63	514.93	91.52	0.00
						1,839.67	72.96	0.00
						1,839.67	72.96	0.00
125001420	301	CUMMINS INC	12/30/08	01/09/09	8,414.19	7,565.73	848.46	0.00
						7,565.73	848.46	0.00
125001430	171	DBS GROUP HLDG LTD SP ADR SALE OF RTS ON 171 0000 SHS RECORD 01/29/09 PAY 02/05/09	01/29/09	01/29/09	667.50	01	667.49	0.00
						01	667.49	0.00
125001440	79	DBS GROUP HLDG LTD SP ADR Morgan Stanley Smi th Barney LLC acted as yo ur agent in this transa	12/30/08	06/04/09	2,734.11	2,081.65	652.46	0.00
						2,081.65	652.46	0.00
125001450	149	DANAHER CORP DE	12/30/08	03/24/09	8,288.23	8,217.35	70.88	0.00
	20		03/05/09		1,112.51	8,217.35	70.88	0.00
	97		03/20/09		5,395.69	994.56	117.95	0.00
						994.56	117.95	0.00
						5,224.81	170.88	0.00
						5,224.81	170.88	0.00
125001460	107	DASSAULT SYSTEMS SA ADR Morgan Stanley Smi th Barney LLC acted as yo ur agent in this transa	12/30/08	06/04/09	4,798.82	4,734.75	64.07	0.00
						4,734.75	64.07	0.00
125001470	31	DASSAULT SYSTEMS SA ADR Morgan Stanley Smi th Barney LLC acted as yo ur agent in this transa	12/30/08	06/10/09	1,413.25	1,371.75	41.50	0.00
						1,371.75	41.50	0.00
125001480	60	DEERE & CO	12/30/08	03/23/09	1,975.92	2,236.79	(260.87)	0.00
						2,236.79	(260.87)	0.00
125001490	146	DEERE & CO Morgan Stanley Smi th Barney LLC acted as yo ur agent in this transa	12/30/08	06/04/09	6,798.30	5,442.87	1,355.43	0.00
						5,442.87	1,355.43	0.00

2
0
0
9
Y
E
A
R
E
N
D
S
U
M
M
A
R
Y

CITI GLOBAL IMPACT FUNDING
Account Number 692-72497-11 643

Details of Short Term Gain (Loss) 2009 - continued

Reference number	Quantity	Security Description	Opening Trade Date	Closing Trade Date	Sale Proceeds	Original Cost Adjusted Cost	Original Gain/(Loss) Adjusted Gain/(Loss)	Ordinary Income Capital Gain/(Loss)
125001500	16	DEERE & CO Morgan Stanley Smith Barney LLC acted as your agent in this transaction	12/30/08	06/10/09	\$ 722.06	\$ 596.48 \$ 596.48	\$ 125.58 \$ 125.58	\$ 0.00 \$ 0.00
125001510	336	DELL INC Morgan Stanley Smith Barney LLC acted as your agent in this transaction	12/30/08	06/04/09	4,062.57	3,430.16 3,430.16	632.41 632.41	0.00 0.00
125001520	56	DELL INC Morgan Stanley Smith Barney LLC acted as your agent in this transaction	12/30/08	06/10/09	719.69	571.69 571.69	148.00 148.00	0.00 0.00
125001530	222	DELL INC Morgan Stanley Smith Barney LLC acted as your agent in this transaction	12/30/08	08/24/09	3,296.83	2,266.35 2,266.35	1,030.48 1,030.48	0.00 0.00
125001540	128	DELL INC	12/30/08	12/11/09	1,683.39	1,306.73 1,306.73	376.66 376.66	0.00 0.00
	123	Morgan Stanley Smith Barney LLC acted as your agent in this transaction	03/05/09		1,617.63	1,047.84 1,047.84	569.79 569.79	0.00 0.00
	361		03/20/09		4,747.68	3,594.12 3,594.12	1,153.56 1,153.56	0.00 0.00
	186		10/28/09		2,446.17	2,721.16 2,721.16	(274.99) (274.99)	0.00 0.00
	229		11/11/09		3,011.69	3,569.77 3,569.77	(558.08) (558.08)	0.00 0.00
	271		12/10/09		3,564.04	3,573.41 3,573.41	(9.37) (9.37)	0.00 0.00
125001550	94	DEUTSCHE POST AG-EUR Morgan Stanley Smith Barney LLC acted as your agent in this transaction	03/19/09	06/04/09	1,372.36	1,005.76 1,005.76	366.60 366.60	0.00 0.00
125001560	112	DIAGEO PLC SPON ADR-NEW Morgan Stanley Smith Barney LLC acted as your agent in this transaction	12/30/08	06/04/09	6,140.83	6,228.87 6,228.87	(88.04) (88.04)	0.00 0.00

2
0
0
9
Y
E
A
R
E
N
D
S
U
M
M
A
R
Y

CITI GLOBAL IMPACT FUNDING
Account Number 692-72497-11 643

Details of Short Term Gain (Loss) 2009 - continued

Reference number	Quantity	Security Description	Opening Trade Date	Closing Trade Date	Sale Proceeds	Original Cost Adjusted Cost	Original Gain/(Loss) Adjusted Gain/(Loss)	Ordinary Income Capital Gain/(Loss)
125001570	13	DIAGEO PLC SPON ADR-NEW Morgan Stanley Smi th Barney LLC acted as yo ur agent in this transa	12/30/08	06/10/09	\$ 708 09	\$ 722 99 \$ 722.99	(\$ 14 90) (\$ 14 90)	\$ 0 00 \$ 0 00
125001580	125	WALT DISNEY CO	12/30/08	01/21/09	2,602 71	2,791 13 2,791 13	(188 42) (188 42)	0 00 0 00
125001590	220	WALT DISNEY CO	12/30/08	02/06/09	4,290 41	4,912 38 4,912 38	(621 97) (621 97)	0 00 0 00
125001600	62	DOLLAR TREE INC Morgan Stanley Smi th Barney LLC acted as yo ur agent in this transa	03/02/09	06/04/09	2,730 00	2,441 92 2,441 92	288 08 288 08	0 00 0 00
125001610	33	DOMINION RESOURCES INC VA NEW	12/30/08	05/26/09	1,039 87	1,156 81 1,156 81	(116 94) (116 94)	0 00 0 00
125001620	149	DOMINION RESOURCES INC VA NEW Morgan Stanley Smi th Barney LLC acted as yo ur agent in this transa	12/30/08	06/04/09	4,777 11	5,223 16 5,223 18	(446 05) (446 05)	0 00 0 00
125001630	22	DOMINION RESOURCES INC VA NEW Morgan Stanley Smi th Barney LLC acted as yo ur agent in this transa	12/30/08	06/10/09	705 96	771 21 771 21	(65 25) (65 25)	0 00 0 00
125001640	86	EMC CORP-MASS	12/30/08	05/26/09	1,030 25	888 17 888 17	142 08 142 08	0 00 0 00
125001650	640	EMC CORP-MASS Morgan Stanley Smi th Barney LLC acted as yo ur agent in this transa	12/30/08	06/04/09	8,154 99	6,609 60 6,609 60	1,545 39 1,545 39	0 00 0 00
125001660	55	EMC CORP-MASS Morgan Stanley Smi th Barney LLC acted as yo ur agent in this transa	05/27/09	06/10/09	701 34	664 84 664 84	36 50 36 50	0 00 0 00
125001670	312 192	EMC CORP-MASS MorganStanley SmithBarney LLC acted as your agent in this transaction	12/30/08 02/18/09	09/24/09	5,356 93 3,296 57	3,222 18 3,222 18 2,283 55 2,283 55	2,134 75 2,134 75 1,013 02 1,013 02	0 00 0 00 0 00 0 00
125001680	54	ENI SPA SPONSORED ADR	12/30/08	04/07/09	2,101 04	2,556 49 2,556 49	(455 45) (455 45)	0 00 0 00

2
0
0
9
Y
E
A
R
E
N
D
S
U
M
M
A
R
Y

Corrected Copy as of 03/31/10
Ref 00009497 00245904

CITI GLOBAL IMPACT FUNDING
Account Number 692-72497-11 643

Details of Short Term Gain (Loss) 2009 : continued

Reference number	Quantity	Security Description	Opening Trade Date	Closing Trade Date	Sale Proceeds	Original Cost Adjusted Cost	Original Gain/(Loss) Adjusted Gain/(Loss)	Ordinary Income Capital Gain/(Loss)
125001690	27	ENI SPA SPONSORED ADR	12/30/08	06/04/09	\$ 1,341.32	\$ 1,278.25	\$ 63.07	\$ 0.00
	15	Morgan Stanley Smith Barney LLC acted as your agent in this transaction	03/05/09		745.18	486.12	259.06	0.00
						486.12	259.06	0.00
125001700	39	EOG RESOURCES INC	12/30/08	01/21/09	2,426.56	2,542.41	(115.85)	0.00
						2,542.41	(115.85)	0.00
125001710	88	EOG RESOURCES INC	12/30/08	03/24/09	5,643.59	5,736.72	(93.13)	0.00
	20		03/05/09		1,282.63	1,042.40	240.23	0.00
	55		03/20/09		3,527.24	3,440.25	86.99	0.00
						3,440.25	86.99	0.00
125001720	97	E ON AG SPONS ADR	12/30/08	06/04/09	3,406.55	3,895.52	(488.97)	0.00
		Morgan Stanley Smith Barney LLC acted as your agent in this transaction				3,895.52	(488.97)	0.00
125001730	39	ECOLAB INC	12/30/08	02/17/09	1,233.17	1,334.58	(101.41)	0.00
						1,334.58	(101.41)	0.00
125001740	217	ECOLAB INC	12/30/08	03/24/09	7,365.37	7,425.71	(60.34)	0.00
	54		03/05/09		1,832.86	1,624.10	208.76	0.00
	133		03/20/09		4,514.26	4,317.05	197.21	0.00
						4,317.05	197.21	0.00
125001750	40	EMBRAER-EMPRESA BRASILEIRA DE AERONAUTICA S A SPON ADR	12/30/08	01/29/09	620.83	623.16	(2.33)	0.00
						623.16	(2.33)	0.00
125001760	39	EMBRAER-EMPRESA BRASILEIRA DE AERONAUTICA S A SPON ADR	12/30/08	06/04/09	709.40	607.57	101.83	0.00
		Morgan Stanley Smith Barney LLC acted as your agent in this transaction				607.57	101.83	0.00
125001770	86	ENCANA CORP-CAD	12/30/08	06/04/09	4,751.40	3,939.32	812.08	0.00
		Morgan Stanley Smith Barney LLC acted as your agent in this transaction				3,939.32	812.08	0.00
125001780	197	ERSTE GROUP BANK AG SPON ADR AUSTRIA	12/30/08	06/04/09	2,698.83	2,237.92	460.91	0.00
		Morgan Stanley Smith Barney LLC acted as your agent in this transaction				2,237.92	460.91	0.00

2
0
0
9
Y
E
A
R
E
N
D
S
U
M
M
A
R
Y

Corrected Copy as of 03/31/10
Ref 00009497 00245905

CITI GLOBAL IMPACT FUNDING
Account Number 692-72497-11 643

Details of Short Term Gain (Loss) 2009 - continued

Reference number	Quantity	Security Description	Opening Trade Date	Closing Trade Date	Sale Proceeds	Original Cost Adjusted Cost	Original Gain/(Loss) Adjusted Gain/(Loss)	Ordinary Income Capital Gain/(Loss)
125001790	48	ERSTE GROUP BANK AG SPON ADR AUSTRIA Morgan Stanley Smi th Barney LLC acted as yo	12/30/08	06/10/09	\$ 673 42	\$ 545 28 \$ 545.28	\$ 128 14 \$ 128 14	\$ 0 00 \$ 0 00
125001800	68	EXPRESS SCRIPTS INC COMMON	12/30/08	03/13/09	3 266 14	3,838 48 3,838 48	(572 34) (572 34)	0 00 0 00
125001810	237	EXPRESS SCRIPTS INC COMMON	12/30/08	03/24/09	10,969 24	13,378 25 13,378 25	(2,409 01) (2,409 01)	0 00 0 00
125001820	16	EXPRESS SCRIPTS INC COMMON	12/30/08	05/14/09	960 21	903 17 903.17	57 04 57 04	0 00 0 00
	11		02/17/09		660 15	609 84 609 84	50 31 50 31	0 00 0 00
	26		03/05/09		1,560 35	1,164.54 1,164 54	395 81 395 81	0 00 0 00
125001830	19	EXPRESS SCRIPTS INC COMMON Morgan Stanley Smi	03/05/09	06/04/09	1,180 08	851 01 851 01	329 07 329 07	0 00 0 00
	26	th Barney LLC acted as yo ur agent in this transa	03/20/09		1,614 84	1,217 79 1,217 79	397 05 397 05	0 00 0 00
125001840	150	EXPRESS SCRIPTS INC COMMON Morgan Stanley Smi	03/20/09	08/04/09	10,296 81	7,025 70 7,025 70	3,271 11 3,271 11	0 00 0 00
	15	th Barney LLC acted as yo ur agent in this transa	05/27/09		1,029 68	924 18 924 18	105 50 105 50	0 00 0 00
125001850	57	EXXON MOBIL CORP	01/21/09	03/24/09	3,984 06	4,375 32 4,375 32	(391 26) (391 26)	0 00 0 00
	8		03/05/09		559 17	503 74 503 74	55 43 55 43	0 00 0 00
	40		03/20/09		2,795 83	2,670 40 2,670 40	125 43 125 43	0 00 0 00
125001860	74	FPL GROUP INC Morgan Stanley Smi th Barney LLC acted as yo ur agent in this transa	12/30/08	06/04/09	4,102 65	3,630 02 3,630.02	472 63 472.63	0 00 0 00
125001870	60	FANUC LTD JAPAN-JPY Morgan Stanley Smi	05/01/09	06/04/09	2,435 93	2,238 00 2,238 00	197 93 197 93	0 00 0 00
	8	th Barney LLC acted as yo ur agent in this transa	05/04/09		324 79	320 58 320 58	4 21 4 21	0 00 0 00

2
0
0
9
Y
E
A
R
E
N
D
S
U
M
M
A
R
Y

CITI GLOBAL IMPACT FUNDING
Account Number 692-72497-11 643

Details of Short Term Gain (Loss) 2009 - continued

Reference number	Quantity	Security Description	Opening Trade Date	Closing Trade Date	Sale Proceeds	Original Cost Adjusted Cost	Original Gain/(Loss) Adjusted Gain/(Loss)	Ordinary Income Capital Gain/(Loss)
125001880	17	FANUC LTD JAPAN-JPY Morgan Stanley Smith Barney LLC acted as your agent in this transaction	05/04/09	06/10/09	\$ 691 88	\$ 681 22 \$ 681 22	\$ 10 66 \$ 10 66	\$ 0 00 \$ 0 00
125001890	171	FASTENAL CO	12/30/08	03/18/09	4,853 98	5,640 83 5,640 83	(786 85) (786 85)	0 00 0 00
125001900	135	FASTENAL CO	12/30/08	03/24/09	4,443 09	4,453 28 4,453 28	(10 19) (10 19)	0 00 0 00
	59		03/05/09		1,941 80	1,589 22 1,589 22	352 58 352 58	0 00 0 00
	157		03/20/09		5,167 15	4,617 06 4,617 06	550 09 550 09	0 00 0 00
125001910	20,000	FHLMC PL#G03432 DTD 10/01/2007 DUE 11/01/2037 RATE 5 500 YIELDS VARY DUE TO CHANGES IN PREPAYMENT SPEEDS SPECIFICS	03/23/09	06/05/09	15,038 62	15,275 21 15,275 21	(236 59) (236 59)	0 00 0 00
125001920	198,000	FNMA PL#190391 DTD 08/01/2008 DUE 09/01/2038 RATE 6 000 YIELD 5 41 10 99 YR AVG LIFE YIELDS VARY DUE TO CHANGES IN	12/31/08	06/05/09	170,604 79	172,521 26 172,521 26	(1,916 47) (1,916 47)	0 00 0 00
125001930	31,000	FNMA PL#745275 DTD 01/01/2006 DUE 02/01/2036 RATE 5 000 YIELD 4 89 9 81 YR AVG LIFE YIELDS VARY DUE TO CHANGES IN	03/23/09	06/05/09	22,477 18	23,060 60 23,060 60	(583 42) (583 42)	0 00 0 00
125001940	124	FEDEX CORP	12/30/08	05/14/09	6,629 09	7,652 97 7,652 97	(1,023 88) (1,023 88)	0 00 0 00
	57		03/05/09		3,047 24	2,241 81 2,241 81	805 43 805 43	0 00 0 00
	109		03/20/09		5,827 19	4,576 58 4,576 58	1,250 61 1,250 61	0 00 0 00
125001950	11,000	FIXED INCOME SHARES SERIES C CONFIRM #005575561 Morgan Stanley Smith	12/31/08	06/05/09	131,890 00	127,820 00 127,820 00	4,070 00 4,070 00	0 00 0 00
125001960	12,550	FIXED INCOME SHARES SERIES M CONFIRM #007679027 Morgan Stanley Smith	12/31/08	06/05/09	110,189 00	107,051 50 107,051 50	3,137 50 3,137 50	0 00 0 00

2
0
9
Y
E
A
R
E
N
D
S
U
M
M
A
R
Y

CITI GLOBAL IMPACT FUNDING
Account Number 692-72497-11 643

Details of Short Term Gain (Loss) 2009 - continued

Reference number	Quantity	Security Description	Opening Trade Date	Closing Trade Date	Sale Proceeds	Original Cost Adjusted Cost	Original Gain/(Loss) Adjusted Gain/(Loss)	Ordinary Income Capital Gain/(Loss)
125001970	120	FLUOR CORP NEW Morgan Stanley Smith Barney LLC acted as your agent in this transaction	02/11/09	06/04/09	\$ 6,226.87	\$ 5,057.70 \$ 5,057.70	\$ 1,169.17 \$ 1,169.17	\$ 0.00 \$ 0.00
125001980	14	FLUOR CORP NEW Morgan Stanley Smith Barney LLC acted as your agent in this transaction	02/11/09	06/10/09	753.46	590.06 590.06	163.40 163.40	0.00 0.00
125001990	33	FLUOR CORP NEW Morgan Stanley Smith Barney LLC acted as your agent in this transaction	02/11/09	12/09/09	1,341.27	1,390.87 1,390.87	(49.60) (49.60)	0.00 0.00
	72		03/05/09		2,926.41	2,242.51 2,242.51	683.90 683.80	0.00 0.00
	92		03/20/09		3,739.31	3,407.31 3,407.31	332.00 332.00	0.00 0.00
	54		10/28/09		2,194.81	2,491.88 2,491.88	(297.07) (297.07)	0.00 0.00
	106		11/11/09		4,308.33	4,735.23 4,735.23	(426.90) (426.90)	0.00 0.00
125002000	78	FLOWSERVE CORP Morgan Stanley Smith Barney LLC acted as your agent in this transaction	12/30/08	06/04/09	6,203.65	3,917.16 3,917.16	2,286.49 2,286.49	0.00 0.00
125002010	18	FLOWSERVE CORP Morgan Stanley Smith Barney LLC acted as your agent in this transaction	03/20/09	06/10/09	1,465.57	996.98 996.98	468.59 468.59	0.00 0.00
125002020	56	FRANCE TELECOM SA SPON ADR	12/30/08	02/11/09	1,302.39	1,586.65 1,586.65	(284.26) (284.26)	0.00 0.00
125002030	60	FRANCE TELECOM SA SPON ADR Morgan Stanley Smith Barney LLC acted as your agent in this transaction	12/30/08	06/04/09	1,373.36	1,699.98 1,699.98	(326.62) (326.62)	0.00 0.00
125002040	17	FRANKLIN RESOURCES INC Morgan Stanley Smith Barney LLC acted as your agent in this transaction	07/29/09	08/24/09	1,600.53	1,368.42 1,368.42	232.11 232.11	0.00 0.00
125002050	235	FRESENIUS MEDICAL CARE AG & CO KGAA SPONS ADR	12/30/08	03/17/09	9,007.49	11,103.02 11,103.02	(2,095.53) (2,095.53)	0.00 0.00

2
0
9
Y
E
A
R
E
N
D
S
U
M
M
A
R
Y

Corrected Copy as of 03/31/10
Ref 00009497 00245908

CITI GLOBAL IMPACT FUNDING
Account Number 692-72497-11 643

Details of Short Term Gain (Loss) 2009 - continued

Reference number	Quantity	Security Description	Opening Trade Date	Closing Trade Date	Sale Proceeds	Original Cost Adjusted Cost	Original Gain/(Loss) Adjusted Gain/(Loss)	Ordinary Income Capital Gain/(Loss)
125002060	90	FRESENIUS MEDICAL CARE AG & CO KGAA SPONS ADR	12/30/08	06/04/09	\$ 3,923 90	\$ 4,252 22	(\$ 328 32)	\$ 0 00
	19	Morgan Stanley Smi th Barney LLC acted as yo ur agent in this transa	03/05/09		828 38	754 58	73 80	0 00
						754 58	73 80	0 00
125002070	31	FUJIFILM HLDGS CORP-JPY	12/30/08	04/22/09	803 69	672 98	130 71	0 00
						672 98	130 71	0 00
125002080	78	FUJIFILM HLDGS CORP-JPY	12/30/08	04/23/09	2,008 99	1,693 29	315 70	0 00
						1,693 29	315 70	0 00
125002090	37	FUJIFILM HLDGS CORP-JPY	12/30/08	05/08/09	950 82	803 23	147 59	0 00
	30		03/05/09		770 94	803 23	147 59	0 00
						533 40	237 54	0 00
						533 40	237 54	0 00
	11		03/20/09		282 68	237 60	45 08	0 00
						237 60	45 08	0 00
						237 60	45 08	0 00
125002100	24	FUJIFILM HLDGS CORP-JPY Morgan Stanley Smi th Barney LLC acted as yo ur agent in this transa	03/20/09	06/04/09	691 71	518 40	173 31	0 00
						518 40	173 31	0 00
125002110	53	GDF SUEZ-EUR Morgan Stanley Smi th Barney LLC acted as yo ur agent in this transa	12/30/08	06/04/09	2,050 68	2,611 34	(560 66)	0 00
						2,611 34	(560 66)	0 00
125002120	143	GAMESTOP CORP NEW CL A Morgan Stanley Smi th Barney LLC acted as yo ur agent in this transa	02/25/09	06/04/09	3,469 38	3 886 37	(416 99)	0 00
						3,886 37	(416 99)	0 00
125002130	28	GAMESTOP CORP NEW CL A Morgan Stanley Smi th Barney LLC acted as yo ur agent in this transa	02/25/09	06/10/09	695 22	760 97	(65 75)	0 00
						760 97	(65 75)	0 00
125002140	75	GAMESTOP CORP NEW CL A Morgan Stanley Smi th Barney LLC acted as yo ur agent in this transa	02/25/09	06/29/09	1,674 57	2,038 30	(363 73)	0 00
	69		03/05/09		1,540 60	2,038 30	(363 73)	0 00
						1,637 75	(97 15)	0 00
						1,637 75	(97 15)	0 00
	138		03/20/09		3,081 21	3,458 14	(376 93)	0 00
						3,458 14	(376 93)	0 00
	89		05/27/09		1,987 16	1,970 46	16 70	0 00
						1,970 46	16 70	0 00
						1,970 46	16 70	0 00

2
0
0
9

Y
E
A
R

E
N
D

S
U
M
M
A
R
Y

Corrected Copy as of 03/31/10
Ref 00009497 00245909

CITI GLOBAL IMPACT FUNDING
Account Number 692-72497-11 643

Details of Short Term Gain (Loss) 2009 continued

Reference number	Quantity	Security Description	Opening Trade Date	Closing Trade Date	Sale Proceeds	Original Adjusted Cost	Original Gain/(Loss) Adjusted Gain/(Loss)	Ordinary Income Capital Gain/(Loss)
125002150	232	GAZPROM OAO SPONS ADR Morgan Stanley Smith Barney LLC acted as your agent in this transaction	12/30/08	06/04/09	\$ 5,370.66	\$ 3,326.88 \$ 3,326.88	\$ 2,043.78 \$ 2,043.78	\$ 0.00 \$ 0.00
125002160	128	GENERAL DYNAMICS CORP Morgan Stanley Smith Barney LLC acted as your agent in this transaction	12/30/08	06/04/09	7,559.76	7,173.11 7,173.11	386.65 386.65	0.00 0.00
125002170	8 4	GENERAL DYNAMICS CORP Morgan Stanley Smith Barney LLC acted as your agent in this transaction	12/30/08 03/20/09	06/10/09	467.11 233.55	448.32 151.36 151.36	18.79 82.19 82.19	0.00 0.00 0.00
125002180	60 118 2 59 14	GENERAL DYNAMICS CORP Morgan Stanley Smith Barney LLC acted as your agent in this transaction	03/05/09 03/20/09 10/28/09 11/11/09 12/10/09	12/29/09	4,125.55 8,113.59 137.52 4,056.79 962.63	2,242.74 2,242.74 4,465.00 4,465.00 128.69 128.69 3,944.06 950.43 950.43	1,882.81 1,882.81 3,648.59 3,648.59 8.83 8.83 112.73 112.73 12.20 12.20	0.00 0.00 0.00 0.00 0.00 0.00 0.00 0.00 0.00
125002190	128 21 113	GENERAL MILLS INC Morgan Stanley Smith Barney LLC acted as your agent in this transaction	12/30/08 03/05/09 03/20/09	06/03/09	6,724.45 1,103.23 5,936.42	7,586.16 7,586.16 1,045.07 1,045.07 5,348.18 5,348.18	(861.71) (861.71) 58.16 58.16 588.24 588.24	0.00 0.00 0.00 0.00 0.00 0.00
125002200	317	GENTEX CORP Morgan Stanley Smith Barney LLC acted as your agent in this transaction	12/30/08	06/04/09	4,058.60	2,672.34 2,672.34	1,386.26 1,386.26	0.00 0.00
125002210	52	GENTEX CORP Morgan Stanley Smith Barney LLC acted as your agent in this transaction	03/24/09	06/10/09	700.42	523.54 523.54	176.88 176.88	0.00 0.00
125002220	100	GENZYME CORP	12/30/08	01/23/09	6,780.36	6,597.92 6,597.92	182.44 182.44	0.00 0.00

2
0
0
9
Y
E
A
R
E
N
D
S
U
M
M
A
R
Y

CITI GLOBAL IMPACT FUNDING
Account Number 692-72497-11 643

Details of Short Term Gain (Loss) 2009 - continued

Reference number	Quantity	Security Description	Opening Trade Date	Closing Trade Date	Sale Proceeds	Original Cost Adjusted Cost	Original Gain/(Loss) Adjusted Gain/(Loss)	Ordinary Income Capital Gain/(Loss)
125002230	53	GENZYME CORP	12/30/08	03/11/09	\$ 2,899 08	\$ 3,496 90 \$ 3,496 90	(\$ 597 82) (\$ 597 82)	\$ 0 00 \$ 0 00
125002240	57	GENZYME CORP	12/30/08	03/24/09	3,233 65	3,760 81 3,760 81	(527 16) (527 16)	0 00 0 00
	19		03/05/09		1,077 88	1,015 13 1,015 13	62 75 62 75	0 00 0 00
	50		03/20/09		2,836 53	2,755 70 2,755 70	80 83 80 83	0 00 0 00
125002250	79	G4S PLC UNSPON ADR Morgan Stanley Smi th Barney LLC acted as yo ur agent in this transa	12/30/08	06/04/09	1,365 87	1,177 10 1,177 10	188 77 188 77	0 00 0 00
125002260	149	GILEAD SCIENCES INC Morgan Stanley Smi	12/30/08	06/04/09	6,679 79	7,618 07 7,618 07	(938 28) (938 28)	0 00 0 00
	33	th Barney LLC acted as yo ur agent in this transa	01/23/09		1,479 42	1,586 31 1,586 31	(106 89) (106 89)	0 00 0 00
125002270	36	GILEAD SCIENCES INC Morgan Stanley Smi th Barney LLC acted as yo ur agent in this transa	01/23/09	08/24/09	1,651 00	1,730 52 1,730 52	(79 52) (79 52)	0 00 0 00
125002280	122	GLAXOSMITHKLINE PLC SP ADR	12/30/08	05/08/09	3,763 79	4,423 23 4,423 23	(659 44) (659 44)	0 00 0 00
	5		03/05/09		154.25	142 25 142 25	12 00 12 00	0 00 0 00
125002290	21	GLAXOSMITHKLINE PLC SP ADR Morgan Stanley Smi th Barney LLC acted as yo ur agent in this transa	03/05/09	06/04/09	699 74	597 45 597 45	102 29 102 29	0 00 0 00
125002300	37	GOLDMAN SACHS GROUP INC	01/21/09	03/24/09	4,128 99	2,456 06 2,456 06	1,672 93 1,672 93	0 00 0 00
	13		03/05/09		1,450 73	1,050 79 1,050 79	399 94 399 94	0 00 0 00
	38		03/20/09		4,240 58	3,713 36 3,713 36	527 22 527 22	0 00 0 00
125002310	103	GOODRICH CORP Morgan Stanley Smi th Barney LLC acted as yo ur agent in this transa	12/30/08	06/04/09	5 490 78	3,710 99 3,710 99	1,779 79 1,779 79	0 00 0 00

2
0
0
9
Y
E
A
R
E
N
D
S
U
M
M
A
R
Y

CITI GLOBAL IMPACT FUNDING
Account Number 692-72497-11 643

Details of Short Term Gain/(Loss) 2009 : *continued*

Reference number	Quantity	Security Description	Opening Trade Date	Closing Trade Date	Sale Proceeds	Original Cost Adjusted Cost	Original Gain/(Loss) Adjusted Gain/(Loss)	Ordinary Income Capital Gain/(Loss)
125002320	14	GOODRICH CORP Morgan Stanley Smi th Barney LLC acted as yo ur agent in this transa	03/20/09	06/10/09	\$ 738 62	\$ 526 23 \$ 528 23	\$ 212 39 \$ 212 39	\$ 0 00 \$ 0 00
125002330	15	GOODRICH CORP Morgan Stanley Smi th Barney LLC acted as yo ur agent in this transa	12/30/08	08/24/09	861 70	540 43 540 43	321 27 321 27	0 00 0 00
125002340	93	GOODRICH CORP Morgan Stanley Smi	12/30/08	09/16/09	5,163 47	3,350 70 3,350 70	1,812 77 1,812 77	0 00 0 00
	15	th Barney LLC acted as yo ur agent in this transa	03/05/09		832 82	459 30 459 30	373 52 373 52	0 00 0 00
	57		03/20/09		3,164 70	2,142 52 2,142 52	1,022 18 1,022 18	0 00 0 00
125002350	20	GOOGLE INC CLASS A	12/30/08	03/24/09	6,980 16	6,070 00 6,070 00	910 16 910 16	0 00 0 00
	5		02/17/09		1,745 04	1,715 00 1,715 00	30 04 30 04	0 00 0 00
	5		03/05/09		1,745 04	1,527 40 1,527 40	217 64 217 64	0 00 0 00
	15		03/20/09		5,235 12	4,947 48 4,947 48	287 64 287 64	0 00 0 00
125002360	55	HDFC BANK LTD ADR Morgan Stanley Smi th Barney LLC acted as yo ur agent in this transa	12/30/08	06/04/09	5,583 45	3,976 25 3,976 25	1,607 20 1,607 20	0 00 0 00
125002370	15	HDFC BANK LTD ADR Morgan Stanley Smi	12/30/08	06/05/09	1,544 96	1,084 43 1,084 43	460 53 460 53	0 00 0 00
	23	th Barney LLC acted as yo ur agent in this transa	03/05/09		2,368 94	1,071 80 1,071 80	1,297 14 1,297 14	0 00 0 00
	3		03/20/09		308 99	155 98 155 98	153 01 153 01	0 00 0 00
125002380	15	HSBC HLDG PLC SP ADR NEW	12/30/08	02/09/09	624 45	701 83 701 83	(77 38) (77 38)	0 00 0 00
125002390	95	HSBC HLDG PLC SP ADR NEW Morgan Stanley Smi th Barney LLC acted as yo ur agent in this transa	12/30/08	06/04/09	4 154 48	4,444 96 4,444 96	(290 48) (290 48)	0 00 0 00

2
0
0
9
Y
E
A
R
E
N
D
S
U
M
M
A
R
Y

CITI GLOBAL IMPACT FUNDING
Account Number 692-72497-11 643

Details of Short Term Gain (Loss) 2009 - continued

Reference number	Quantity	Security Description	Opening Trade Date	Closing Trade Date	Sale Proceeds	Original Cost Adjusted Cost	Original Gain/(Loss) Adjusted Gain/(Loss)	Ordinary Income Capital Gain/(Loss)
125002400	16	HSBC HLDG PLC SP ADR NEW Morgan Stanley Smi th Barney LLC acted as yo ur agent in this transa	12/30/08	06/10/09	\$ 696 30	\$ 748 62 \$ 748 62	(\$ 52 32) (\$ 52 32)	\$ 0 00 \$ 0 00
125002420	67	RTS HSBC HOLDINGS PLC 03/31/2009	04/07/09	04/07/09	603 08	01 01	603 07 603 07	0 00 0 00
125002430	410	HALLIBURTON CO HOLDINGS CO	12/30/08	05/19/09	9,026 65	7,042 78 7,042 78	1,983 87 1,983 87	0 00 0 00
	30		03/05/09		660 49	463 44 463 44	197 05 197 05	0 00 0 00
	215		03/20/09		4,733 48	3,684 67 3,684 67	1,048 81 1,048 81	0 00 0 00
125002440	67	HARRIS CORP-DELAWARE- Morgan Stanley Smi th Barney LLC acted as yo ur agent in this transa	12/30/08	06/04/09	2,071 60	2,467 61 2,467 61	(396 01) (396 01)	0 00 0 00
125002450	121	HARRIS CORP-DELAWARE- Morgan Stanley Smi	12/30/08	06/29/09	3,448 04	4,456 43 4,456 43	(1,008 39) (1,008 39)	0 00 0 00
	14	th Barney LLC acted as yo ur agent in this transa	03/05/09		398 95	448 42 448 42	(49 47) (49 47)	0 00 0 00
	117		03/20/09		3,334 06	3,617 54 3,617 54	(283 48) (283 48)	0 00 0 00
125002460	31	HARRIS CORP-DELAWARE- Morgan Stanley Smi	03/20/09	06/30/09	881 27	958 49 958 49	(77 22) (77 22)	0 00 0 00
	27	th Barney LLC acted as yo ur agent in this transa	03/24/09		767 55	770 81 770 81	(3 26) (3 26)	0 00 0 00
125002470	6535	HARRIS STRATEX NETWORKS INC CL A RECORD 05/13/09 PAY 05/27/09 FROM 413875105000	05/27/09	05/27/09	3 20	3 48 3 48	(.28) (.28)	0 00 0 00
125002480	93	HARRIS STRATEX NETWORKS INC CL A Morgan Stanley Smi th Barney LLC acted as yo	05/27/09	06/23/09	549 93	495 56 495 56	54 37 54 37	0 00 0 00

2
0
0
9
Y
E
A
R
E
N
D
S
U
M
M
A
R
Y

CITI GLOBAL IMPACT FUNDING
Account Number 692-72497-11 643

Details of Short Term Gain/(Loss) 2009 - continued

Reference number	Quantity	Security Description	Opening Trade Date	Closing Trade Date	Sale Proceeds	Original Cost Adjusted Cost	Original Gain/(Loss) Adjusted Gain/(Loss)	Ordinary Income Capital Gain/(Loss)
125002490	186	H J HEINZ CO	12/30/08	05/22/09	\$ 6,669.32	\$ 7,000.58	(\$ 331.26)	\$ 0.00
	34		03/05/09		1,219.12	1,063.43	155.69	0.00
	110		03/20/09		3,944.23	3,647.38	296.85	0.00
						3,647.38	296.85	0.00
125002500	117	HERSHEY COMPANY Morgan Stanley Smith Barney LLC acted as your agent in this transaction	05/20/09	06/04/09	4,101.95	4,129.39	(27.44)	0.00
						4,129.39	(27.44)	0.00
125002510	194	HEWLETT PACKARD CO Morgan Stanley Smith Barney LLC acted as your agent in this transaction	12/30/08	06/04/09	6,978.38	6,977.89	.49	0.00
	166		01/16/09		5,971.20	5,781.45	189.75	0.00
						5,781.45	189.75	0.00
125002520	5	HEWLETT PACKARD CO Morgan Stanley Smith Barney LLC acted as your agent in this transaction	01/16/09	06/10/09	182.20	174.14	8.06	0.00
	18		02/17/09		655.92	630.78	25.14	0.00
	35		03/20/09		1,275.39	1,008.35	267.04	0.00
						1,008.35	267.04	0.00
125002530	196	HOME DEPOT INC Morgan Stanley Smith Barney LLC acted as your agent in this transaction	12/30/08	06/04/09	4,776.88	4,459.00	317.88	0.00
						4,459.00	317.88	0.00
125002540	29	HOME DEPOT INC Morgan Stanley Smith Barney LLC acted as your agent in this transaction	05/27/09	06/10/09	704.39	675.34	29.05	0.00
						675.34	29.05	0.00
125002550	135	HONEYWELL INTL INC Morgan Stanley Smith Barney LLC acted as your agent in this transaction	12/30/08	06/04/09	4,788.32	4,348.01	440.31	0.00
						4,348.01	440.31	0.00
125002560	81	HONEYWELL INTL INC Morgan Stanley Smith Barney LLC acted as your agent in this transaction	12/30/08	07/07/09	2,372.82	2,608.81	(235.99)	0.00
	68		03/05/09		1,991.99	1,628.46	363.53	0.00
	126		03/20/09		3,691.05	3,426.82	264.23	0.00
						3,426.82	264.23	0.00

2
0
0
9
Y
E
A
R
E
N
D
S
U
M
M
A
R
Y

CITI GLOBAL IMPACT FUNDING
Account Number 692-72497-11 643

Details of Short Term Gain (Loss) 2009 - continued

Reference number	Quantity	Security Description	Opening Trade Date	Closing Trade Date	Sale Proceeds	Original Cost Adjusted Cost	Original Gain/(Loss) Adjusted Gain/(Loss)	Ordinary Income Capital Gain/(Loss)
125002570	154	HOSPIRA INC Morgan Stanley Smith Barney LLC acted as your agent in this transaction	12/30/08	06/04/09	\$ 5,470.32	\$ 4,014.04 \$ 4,014.04	\$ 1,456.28 \$ 1,456.28	\$ 0.00 \$ 0.00
125002580	190	HOYA CORP SPONSORED ADR USD Morgan Stanley Smith Barney LLC acted as your agent in this transaction	12/30/08	06/04/09	4,086.79	3,285.10 3,285.10	801.69 801.69	0.00 0.00
125002590	260	HUDSON CITY BANCORP INC	12/30/08	01/29/09	3,203.41	3,904.81 3,904.81	(701.40) (701.40)	0.00 0.00
125002600	209	HUDSON CITY BANCORP INC	12/30/08	03/24/09	2,462.42	3,138.87 3,138.87	(676.45) (676.45)	0.00 0.00
	125			03/05/09	1,472.74	1,128.50 1,128.50	344.24 344.24	0.00 0.00
	165			03/20/09	1,944.02	1,878.94 1,878.94	65.08 65.08	0.00 0.00
125002610	166	HUTCHISON WHAMPOA LTD-ADR Morgan Stanley Smith Barney LLC acted as your agent in this transaction	12/30/08	06/04/09	6,108.64	4,164.94 4,164.84	1,943.70 1,943.70	0.00 0.00
125002620	20	HUTCHISON WHAMPOA LTD-ADR Morgan Stanley Smith Barney LLC acted as your agent in this transaction	12/30/08	06/10/09	727.98	501.80 501.80	226.18 226.18	0.00 0.00
125002630	51	HUTCHISON WHAMPOA LTD-ADR Morgan Stanley Smith Barney LLC acted as your agent in this transaction	12/30/08	07/09/09	1,593.70	1,279.59 1,279.59	314.11 314.11	0.00 0.00
125002640	93	HUTCHISON WHAMPOA LTD-ADR Morgan Stanley Smith Barney LLC acted as your agent in this transaction	12/30/08	11/23/09	3,235.54	2,333.37 2,333.37	902.17 902.17	0.00 0.00
	66			03/05/09	2,296.19	1,610.40 1,610.40	685.79 685.79	0.00 0.00
	29			03/20/09	1,008.94	720.65 720.65	288.29 288.29	0.00 0.00
125002650	221	HUTCHISON WHAMPOA LTD-ADR Morgan Stanley Smith Barney LLC acted as your agent in this transaction	03/20/09	12/11/09	7,330.49	5,491.85 5,491.85	1,838.64 1,838.64	0.00 0.00
	36			11/11/09	1,194.11	1,279.80 1,279.80	(85.69) (85.69)	0.00 0.00

2
0
9
Y
E
A
R
E
N
D
S
U
M
M
A
R
Y

Reserved
Client Statement
2009 Year End Summary

CITI GLOBAL IMPACT FUNDING
Account Number 692-72497-11 643

Details of Short Term Gain (Loss) 2009 - continued

Reference number	Quantity	Security Description	Opening Trade Date	Closing Trade Date	Sale Proceeds	Original Cost Adjusted Cost	Original Gain/(Loss) Adjusted Gain/(Loss)	Ordinary Income Capital Gain/(Loss)
125002660	19	ITT EDUCATIONAL SERVICES INC	01/09/09	02/11/09	\$ 2,412.72	\$ 1,897.19 \$ 1,897.18	\$ 515.53 \$ 515.63	\$ 0.00 \$ 0.00
125002670	30	ITT EDUCATIONAL SERVICES INC Morgan Stanley Smi th Barney LLC acted as yo ur agent in this transa	01/09/09	06/04/09	2,753.68	2,995.57 2,995.57	(241.89) (241.89)	0.00 0.00
125002680	100	ICICI BANK LTD-SPONS ADR- INR	12/30/08	06/04/09	3,213.11	1,877.88 1,877.88	1,335.23 1,335.23	0.00 0.00
	50	Morgan Stanley Smi th Barney LLC acted as yo	03/20/09		1,606.56	628.95 628.85	977.61 977.61	0.00 0.00
125002690	118	ILLINOIS TOOL WORKS INC	12/30/08	02/19/09	3,752.38	4,073.14 4,073.14	(320.76) (320.76)	0.00 0.00
125002700	139	ILLINOIS TOOL WORKS INC	12/30/08	03/24/09	4,241.14	4,798.01 4,798.01	(556.87) (556.87)	0.00 0.00
	19		03/05/09		579.72	498.94 498.94	80.78 80.78	0.00 0.00
	98		03/20/09		2,990.16	2,735.18 2,735.18	254.98 254.98	0.00 0.00
125002710	118	IMPERIAL OIL LTD NEW Morgan Stanley Smi th Barney LLC acted as yo ur agent in this transa	12/30/08	06/04/09	4,783.94	3,918.20 3,918.20	865.74 865.74	0.00 0.00
125002720	472	INFINEON TECHNOLOGIES ADR	12/30/08	01/14/09	530.85	622.10 622.10	(91.25) (91.25)	0.00 0.00
125002730	178	ING GROEP NV SPONS ADR Morgan Stanley Smi	12/30/08	06/04/09	1,915.58	1,920.18 1,920.18	(4.60) (4.60)	0.00 0.00
	74	th Barney LLC acted as yo ur agent in this transa	03/05/09		796.37	230.73 230.73	565.64 565.64	0.00 0.00
125002740	63	ING GROEP NV SPONS ADR Morgan Stanley Smi th Barney LLC acted as yo ur agent in this transa	03/05/09	06/10/09	689.96	196.44 196.44	493.52 493.52	0.00 0.00
125002760	170	INTEL CORP Morgan Stanley Smi th Barney LLC acted as yo ur agent in this transa	05/14/09	06/04/09	2,734.20	2,652.37 2,652.37	81.83 81.83	0.00 0.00

2
0
0
9

Y
E
A
R

E
N
D

S
U
M
M
A
R
Y

CITI GLOBAL IMPACT FUNDING
Account Number 692-72497-11 643

Details of Short Term Gain (Loss) 2009 - continued

Reference number	Quantity	Security Description	Opening Trade Date	Closing Trade Date	Sale Proceeds	Original Cost Adjusted Cost	Original Gain/(Loss) Adjusted Gain/(Loss)	Ordinary Income Capital Gain/(Loss)
125002770	43	INTEL CORP Morgan Stanley Smi th Barney LLC acted as yo ur agent in this transa	05/14/09	06/10/09	\$ 699 63	\$ 670 90 \$ 670.90	\$ 28 73 \$ 28.73	\$ 0 00 \$ 0 00
125002780	84	INTL BUSINESS MACHINES CORP Morgan Stanley Smi th Barney LLC acted as yo ur agent in this transa	12/30/08	06/04/09	8,926 06	6,972 72 6,972 72	1,953 34 1,953 34	0 00 0 00
125002790	7	INTL BUSINESS MACHINES CORP Morgan Stanley Smi th Barney LLC acted as yo ur agent in this transa	03/20/09	06/10/09	752 83	652 04 652 04	100 79 100 79	0 00 0 00
125002800	33	INTESA SANPAOLO S P A SPONSORED ADR Morgan Stanley Smi th Barney LLC acted as yo	12/30/08	06/04/09	698 59	703 78 703 78	(5 19) (5 19)	0 00 0 00
125002810	165 147	INTUIT INC	03/18/09 03/20/09	03/24/09	4,376 10 3,898 71	4 332 90 4,332 90 3,754 09 3,754 09	43 20 43 20 144 62 144 62	0 00 0 00 0 00 0 00
125002820	3,349	ISHARES BARCLAYS SHORT TREAS BD FD Morgan Stanley Smi th Barney LLC acted as yo	12/30/08	06/04/09	368,983 33	369,763 09 369,763 09	(779 76) (779 76)	0 00 0 00
125002830	269	ISHARES BARCLAYS SHORT TREAS BD FD Morgan Stanley Smi th Barney LLC acted as yo	12/30/08	06/10/09	29,635 55	29,700 29 29,700 29	(64 74) (64.74)	0 00 0 00
125002840	213	JPMORGAN CHASE & CO Morgan Stanley Smi th Barney LLC acted as yo ur agent in this transa	12/30/08	06/04/09	7,479 30	6,495 97 6,495 97	983 33 983 33	0 00 0 00
125002850	21	JPMORGAN CHASE & CO Morgan Stanley Smi th Barney LLC acted as yo ur agent in this transa	12/30/08	06/10/09	725 17	640 45 640 45	84 72 84.72	0 00 0 00

2
0
0
9
Y
E
A
R
E
N
D
S
U
M
M
A
R
Y

CITI GLOBAL IMPACT FUNDING
Account Number 692-72497-11 643

Details of Short Term Gain (Loss) 2009 - continued

Reference number	Quantity	Security Description	Opening Trade Date	Closing Trade Date	Sale Proceeds	Original Cost Adjusted Cost	Original Gain/(Loss) Adjusted Gain/(Loss)	Ordinary Income Capital Gain/(Loss)
125002860	50	JOHNSON & JOHNSON Morgan Stanley Smith Barney LLC acted as your agent in this transaction	12/30/08	06/04/09	\$ 2,782.56	\$ 2,935.50 \$ 2,936.50	(\$ 152.94) (\$ 152.94)	\$ 0.00 \$ 0.00
125002870	13	JOHNSON & JOHNSON Morgan Stanley Smith Barney LLC acted as your agent in this transaction	12/30/08	06/10/09	720.85	763.23 763.23	(42.38) (42.38)	0.00 0.00
125002880	13	JOHNSON & JOHNSON Morgan Stanley Smith Barney LLC acted as your agent in this transaction	12/30/08	08/24/09	792.17	763.23 763.23	28.94 28.94	0.00 0.00
125002890	19	JOY GLOBAL INC Morgan Stanley Smith Barney LLC acted as your agent in this transaction	08/04/09	10/30/09	960.86	764.98 764.98	195.88 195.88	0.00 0.00
125002900	45	JUPITER TELECOM UNSPON ADR Morgan Stanley Smith Barney LLC acted as your agent in this transaction	04/03/09	06/04/09	2,013.69	1,970.13 1,970.13	43.56 43.56	0.00 0.00
125002910	11	JUPITER TELECOM UNSPON ADR Morgan Stanley Smith Barney LLC acted as your agent in this transaction	04/03/09	06/10/09	505.44	481.59 481.59	23.85 23.85	0.00 0.00
	20	JUPITER TELECOM UNSPON ADR Morgan Stanley Smith Barney LLC acted as your agent in this transaction	05/27/09		918.97	974.00 974.00	(55.03) (55.03)	0.00 0.00
125002920	42	KB FINANCIAL GROUP INC ADR Morgan Stanley Smith Barney LLC acted as your agent in this transaction	12/30/08	06/04/09	1,372.10	1,086.13 1,086.13	285.97 285.97	0.00 0.00
125002950	350	KELLOGG CO Morgan Stanley Smith Barney LLC acted as your agent in this transaction	12/30/08	06/03/09	15,522.45	15,067.36 15,067.36	455.09 455.09	0.00 0.00
125002960	78	KELLOGG CO Morgan Stanley Smith Barney LLC acted as your agent in this transaction	12/30/08	06/04/09	3,431.14	3,357.87 3,357.87	73.27 73.27	0.00 0.00

2
0
0
9
Y
E
A
R
E
N
D
S
U
M
M
A
R
Y

Corrected Copy as of 03/31/10
Ref 00009497 00245918

CITI GLOBAL IMPACT FUNDING
Account Number 692-72497-11 643

Details of Short Term Gain (Loss) 2009 - continued

Reference number	Quantity	Security Description	Opening Trade Date	Closing Trade Date	Sale Proceeds	Original Cost Adjusted Cost	Original Gain/(Loss) Adjusted Gain/(Loss)	Ordinary Income Capital Gain/(Loss)
125002970	430	KINGFISHER PLC SPONSORED ADR NEW Morgan Stanley Smith Barney LLC acted as yo	12/30/08	06/04/09	\$ 2,721 83	\$ 1,655 50 \$ 1,655 50	\$ 1,066.33 \$ 1,066 33	\$ 0.00 \$ 0.00
125002980	56	KNIGHT CAPITAL GROUP INC CL A	10/07/09	12/03/09	817 02	1,220 74 1,220 74	(403 72) (403 72)	0 00 0 00
	157	MorganStanley SmithBarney LLC acted as your agent	10/08/09		2,290 59	3,485 05 3,485 05	(1,194 46) (1,194 46)	0 00 0 00
	157		10/12/09		2,290 59	3,548 44 3,548 44	(1,257 85) (1,257 85)	0 00 0 00
	39		10/13/09		569 00	872 47 872 47	(303 47) (303 47)	0 00 0 00
	217		10/28/09		3,165 97	3 679 89 3,679 89	(513 92) (513 92)	0 00 0 00
	259		11/11/09		3,778 73	4,288 57 4,288 57	(509 84) (509 84)	0 00 0 00
125002990	223	KOHL'S CORP	12/30/08	03/24/09	9,549 25	7,719 64 7,719 64	1,829 61 1,829 61	0 00 0 00
	12		03/05/09		513 86	426 11 426 11	87 75 87 75	0 00 0 00
	137		03/20/09		5,866 58	5,577 00 5,577 00	289 58 289 58	0 00 0 00
125003000	56	KOMATSU LTD ADR NEW Morgan Stanley Smith Barney LLC acted as yo ur agent in this transa	12/30/08	06/04/09	3,418 71	2,836 36 2,836 36	582 35 582 35	0 00 0 00
125003010	22	KOMATSU LTD ADR NEW Morgan Stanley Smith Barney LLC acted as yo ur agent in this transa	12/30/08	06/10/09	1,397 18	1,114 28 1,114 28	282 90 282 90	0 00 0 00
125003020	49	KOMATSU LTD ADR NEW MorganStanley SmithBarney LLC acted as your agent In this transaction	12/30/08	11/23/09	3,798 37	2 481 82 2,481 82	1,316 55 1,316 55	0 00 0 00
	25		03/05/09		1,937 94	1,067 50 1,067 50	870 44 870 44	0 00 0 00
	13		03/20/09		1,007 73	598 00 598 00	409 73 409 73	0 00 0 00

2
0
9
Y
E
A
R
E
N
D
S
U
M
M
A
R
Y

Corrected Copy as of 03/31/10
Ref: 00009497 00245919

CITI GLOBAL IMPACT FUNDING
Account Number 692-72497-11 643

Details of Short Term Gain (Loss) 2009: continued

Reference number	Quantity	Security Description	Opening Trade Date	Closing Trade Date	Sale Proceeds	Original Cost Adjusted Cost	Original Gain/(Loss) Adjusted Gain/(Loss)	Ordinary Income Capital Gain/(Loss)
125003030	69	KONINKLIJKE PHILIPS ELECTRONCIS NS SPON ADR NEW Morgan Stanley Smith Barney LLC acted as your agent in this transaction	12/30/08	06/04/09	\$ 1,369.09	\$ 1,351.52 \$ 1,351.52	\$ 17.57 \$ 17.57	\$ 0.00 \$ 0.00
125003040	37	KONINKLIJKE PHILIPS ELECTRONCIS NS SPON ADR NEW Morgan Stanley Smith Barney LLC acted as your agent in this transaction	12/30/08	06/10/09	706.03	724.73 724.73	(18.70) (18.70)	0.00 0.00
125003050	113	KOREA ELEC PWR CORP SP ADR	12/30/08	02/12/09	1,104.25	1,278.71 1,278.71	(174.46) (174.46)	0.00 0.00
125003060	119	KROGER CO Morgan Stanley Smith Barney LLC acted as your agent in this transaction	12/30/08	06/04/09	2,730.02	3,098.54 3,098.64	(368.52) (368.62)	0.00 0.00
125003070	151	KROGER CO Morgan Stanley Smith Barney LLC acted as your agent in this transaction	12/30/08	09/24/09	3,097.03	3,931.77 3,931.77	(834.74) (834.74)	0.00 0.00
	52		03/05/09		1,066.53	1,044.16 1,044.16	22.37 22.37	0.00 0.00
	224		03/20/09		4,594.28	4,645.31 4,645.31	(51.03) (51.03)	0.00 0.00
125003080	148	KUBOTA LTD ADR -USD- Morgan Stanley Smith Barney LLC acted as your agent in this transaction	12/30/08	06/04/09	5,420.92	5,250.01 5,250.01	170.91 170.91	0.00 0.00
125003090	104	KUBOTA LTD ADR -USD- Morgan Stanley Smith Barney LLC acted as your agent in this transaction	12/30/08	10/20/09	4,110.85	3,689.19 3,689.19	421.66 421.66	0.00 0.00
	42		03/05/09		1,660.15	1,031.27 1,031.27	628.88 628.88	0.00 0.00
	7		03/20/09		276.69	189.38 189.38	87.31 87.31	0.00 0.00
125003100	262	L OREAL CO ADR -USD-	12/30/08	05/26/09	4,142.66	4,629.41 4,629.41	(486.75) (486.75)	0.00 0.00
125003110	433	L OREAL CO ADR -USD- Morgan Stanley Smith Barney LLC acted as your agent in this transaction	12/30/08	06/04/09	6,780.60	7,650.89 7,650.89	(870.29) (870.29)	0.00 0.00

2
0
0
9
Y
E
A
R
E
N
D
S
U
M
M
A
R
Y

CITI GLOBAL IMPACT FUNDING
Account Number 692-72497-11 643

Details of Short Term Gain (Loss) 2009 continued

Reference number	Quantity	Security Description	Opening Trade Date	Closing Trade Date	Sale Proceeds	Original Cost Adjusted Cost	Original Gain/(Loss) Adjusted Gain/(Loss)	Ordinary Income Capital Gain/(Loss)
125003120	46	L OREAL CO ADR -USD- Morgan Stanley Smi th Barney LLC acted as yo ur agent in this transa	12/30/08	06/10/09	\$ 695 50	\$ 812 80 \$ 812.80	(\$ 117 30) (\$ 117 30)	\$ 0 00 \$ 0 00
125003130	160	LVMH MOET HENNESSY LOUIS VUITTON, PARIS-EUR ADR Morgan Stanley Smi th Barney LLC acted as yo	03/19/09	06/04/09	2,725 07	2,186 38 2,186 38	538 69 538 69	0 00 0 00
125003140	59	ELI LILLY & CO	12/30/08	03/23/09	1,967 23	2,330 50 2,330 50	(363 27) (363 27)	0 00 0 00
125003150	179	ELI LILLY & CO Morgan Stanley Smi th Barney LLC acted as yo ur agent in this transa	12/30/08	06/04/09	6,125 27	7,070 50 7,070 50	(945 23) (945 23)	0 00 0 00
125003160	22	ELI LILLY & CO Morgan Stanley Smi th Barney LLC acted as yo ur agent in this transa	12/30/08	06/10/09	743 36	869 00 869 00	(125 64) (125 64)	0 00 0 00
125003170	49	LOCKHEED MARTIN CORP Morgan Stanley Smi th Barney LLC acted as yo ur agent in this transa	12/30/08	06/04/09	4,137 09	4,098 06 4,098 06	39 03 39 03	0 00 0 00
125003180	207	LONZA GROUP AG UNSPON ADR	12/30/08	03/24/09	2 142 43	1,935 45 1,935 45	206 98 206 98	0 00 0 00
125003190	76	LONZA GROUP AG UNSPON ADR Morgan Stanley Smi	12/30/08	06/04/09	797 98	710 60 710 60	87 38 87 38	0 00 0 00
	54	th Barney LLC acted as yo ur agent in this transa	03/05/09		566 98	488 70 488 70	78 28 78 28	0 00 0 00
125003200	84	M & T BK CORP Morgan Stanley Smi th Barney LLC acted as yo ur agent in this transa	02/26/09	06/04/09	4,152 85	3,527 65 3,527 65	625 20 625 20	0 00 0 00
125003210	45	MCDONALDS CORP Morgan Stanley Smi th Barney LLC acted as yo ur agent in this transa	12/30/08	06/04/09	2,701 82	2,752 98 2,752 98	(51 16) (51.16)	0 00 0 00

2
0
0
9
Y
E
A
R
E
N
D
S
U
M
M
A
R
Y

CITI GLOBAL IMPACT FUNDING
Account Number 692-72497-11 643

Details of Short Term Gain (Loss) 2009 - continued

Reference number	Quantity	Security Description	Opening Trade Date	Closing Trade Date	Sale Proceeds	Original Cost Adjusted Cost	Original Gain/(Loss) Adjusted Gain/(Loss)	Ordinary Income Capital Gain/(Loss)
125003220	73	MEDIASET S P A SPONSORED ADR-USD	12/30/08	04/23/09	\$ 1,162.06	\$ 1,270.20	(\$ 108.14)	\$ 0.00
	45		03/05/09	716.34	573.75	142.59	0.00	
	70		03/20/09	1,114.31	921.20	193.11	0.00	
					921.20	193.11	0.00	
125003230	43	MERCK KGAA ADR Morgan Stanley Smith Barney LLC acted as your agent in this transaction	12/30/08	06/04/09	1,391.44	1,317.95 1,317.85	73.49 73.49	0.00 0.00
125003240	22	MERCK KGAA ADR Morgan Stanley Smith Barney LLC acted as your agent in this transaction	12/30/08	06/10/09	721.58	674.30 674.30	47.28 47.28	0.00 0.00
125003250	112	MICHELIN CGDE UNSPON ADR Morgan Stanley Smith Barney LLC acted as your agent in this transaction	12/30/08	06/04/09	1,377.56	1,197.28 1,187.28	180.28 180.28	0.00 0.00
125003260	57	MICHELIN CGDE UNSPON ADR Morgan Stanley Smith Barney LLC acted as your agent in this transaction	12/30/08	06/10/09	699.94	609.33 609.33	90.61 90.61	0.00 0.00
125003270	920	MICROSOFT CORP	12/30/08	03/24/09	16,534.15	17,698.96 17,698.86	(1,164.81) (1,164.81)	0.00 0.00
	38		03/05/09	682.93	587.75 587.75	95.18 95.18	0.00 0.00	
125003280	94	MICROSOFT CORP Morgan Stanley Smith Barney LLC acted as your agent in this transaction	03/05/09	06/04/09	2,047.54	1,453.91 1,453.81	593.63 593.63	0.00 0.00
	63		03/20/09	1,372.29	1,072.77 1,072.77	299.52 299.52	0.00 0.00	
125003290	30	MITSUBISHI EST CO LTD ADR Morgan Stanley Smith Barney LLC acted as your agent in this transaction	12/30/08	06/04/09	4,889.87	4,871.34 4,871.34	18.53 18.53	0.00 0.00
125003300	5	MITSUBISHI EST CO LTD ADR Morgan Stanley Smith Barney LLC acted as your agent in this transaction	12/30/08	06/10/09	812.47	811.89 811.89	58 58	0.00 0.00

2
0
0
9
Y
E
A
R
E
N
D
S
U
M
M
A
R
Y

Corrected Copy as of 03/31/10
Ref 00009497 00245922

CITI GLOBAL IMPACT FUNDING
Account Number 692-72497-11 643

Details of Short Term Gain (Loss) 2009 - continued

Reference number	Quantity	Security Description	Opening Trade Date	Closing Trade Date	Sale Proceeds	Original Cost Adjusted Cost	Original Gain/(Loss) Adjusted Gain/(Loss)	Ordinary Income Capital Gain/(Loss)
125003310	15	MITSUBISHI EST CO LTD ADR Morgan Stanley Smith Barney LLC acted as your agent in this transaction	12/30/08	07/09/09	\$ 2,302.44	\$ 2,435.66 \$ 2,435.66	(\$ 133.22) (\$ 133.22)	\$ 0.00 \$ 0.00
125003320	817	MITSUBISHI UFJ FINANCIAL GROUP INC ADR Morgan Stanley Smith Barney LLC acted as your agent in this transaction	12/30/08	06/01/09	5,318.53	5,084.84 5,084.84	233.69 233.69	0.00 0.00
125003330	524	MITSUBISHI UFJ FINANCIAL GROUP INC ADR Morgan Stanley Smith Barney LLC acted as your agent in this transaction	12/30/08	06/04/09	3,412.15	3,261.27 3,261.27	150.88 150.88	0.00 0.00
125003340	106	MITSUBISHI UFJ FINANCIAL GROUP INC ADR Morgan Stanley Smith Barney LLC acted as your agent in this transaction	12/30/08	06/10/09	687.98	659.72 659.72	28.26 28.26	0.00 0.00
125003350	243	MOLEX INC Morgan Stanley Smith Barney LLC acted as your agent in this transaction	12/30/08	06/04/09	4,056.05	3,334.42 3,334.42	721.63 721.63	0.00 0.00
125003360	174	MOLEX INC Morgan Stanley Smith Barney LLC acted as your agent in this transaction	12/30/08	12/18/09	3,610.78	2,387.61 2,387.61	1,223.17 1,223.17	0.00 0.00
125003370	52	MOLEX INC Morgan Stanley Smith Barney LLC acted as your agent in this transaction	12/30/08	12/21/09	1,101.90	713.54 713.54	388.36 388.36	0.00 0.00
	104	MOLEX INC Morgan Stanley Smith Barney LLC acted as your agent in this transaction		03/05/09	2,203.81	1,063.50 1,063.50	1,140.31 1,140.31	0.00 0.00
	151	MOLEX INC Morgan Stanley Smith Barney LLC acted as your agent in this transaction		03/20/09	3,199.76	1,917.70 1,917.70	1,282.06 1,282.06	0.00 0.00
125003380	61	MOLEX INC Morgan Stanley Smith Barney LLC acted as your agent in this transaction	03/20/09	12/22/09	1,311.67	774.70 774.70	536.97 536.97	0.00 0.00
	129	MOLEX INC Morgan Stanley Smith Barney LLC acted as your agent in this transaction		11/11/09	2,773.87	2,569.23 2,569.23	204.64 204.64	0.00 0.00
125003390	100	MONSANTO CO NEW	12/30/08	03/24/09	8,373.15	6,930.00 6,930.00	1,443.15 1,443.15	0.00 0.00
	2	MONSANTO CO NEW		02/06/09	167.46	167.98 167.98	(.52) (.52)	0.00 0.00

2
0
0
9
Y
E
A
R
E
N
D
S
U
M
M
A
R
Y

CITI GLOBAL IMPACT FUNDING
Account Number 692-72497-11 643

Details of Short Term Gain (Loss) 2009 - continued

Reference number	Quantity	Security Description	Opening Trade Date	Closing Trade Date	Sale Proceeds	Original Cost Adjusted Cost	Original Gain/(Loss) Adjusted Gain/(Loss)	Ordinary Income Capital Gain/(Loss)
125003400	42	MONSANTO CO NEW	02/06/09	05/27/09	\$ 3,364.89	\$ 3,527.58	(\$ 162.69)	\$ 0.00
	13		03/05/09		1,041.51	935.55	105.96	0.00
	74		03/20/09		5,928.62	5,966.92	(38.30)	0.00
	25		05/27/09		2,002.91	2,003.95	(1.04)	0.00
						2,003.95	(1.04)	0.00
125003410	131	MORGAN STANLEY Morgan Stanley Smith Barney LLC acted as your agent in this transaction	12/30/08	06/04/09	4,089.84	1,934.78	2,155.06	0.00
						1,934.78	2,155.06	0.00
125003420	127	MORGAN STANLEY Morgan Stanley Smith Barney LLC acted as your agent in this transaction	12/30/08	06/30/09	3,659.85	1,875.70	1,784.15	0.00
	28		03/05/09		806.90	494.14	312.76	0.00
	125		03/20/09		3,602.22	2,559.90	1,042.32	0.00
						2,559.90	1,042.32	0.00
125003430	88	MOSAIC COMPANY Morgan Stanley Smith Barney LLC acted as your agent in this transaction	03/20/09	06/04/09	4,750.77	3,678.40	1,072.37	0.00
						3,678.40	1,072.37	0.00
125003440	13	MOSAIC COMPANY Morgan Stanley Smith Barney LLC acted as your agent in this transaction	03/20/09	06/10/09	710.56	543.40	167.16	0.00
						543.40	167.16	0.00
125003450	164	MOSAIC COMPANY Morgan Stanley Smith Barney LLC acted as your agent in this transaction	03/02/09	08/12/09	8,625.78	6,581.76	2,044.02	0.00
	3		03/20/09		157.79	125.40	32.39	0.00
						125.40	32.39	0.00
125003460	98	MUNICH RE GROUP UNSPON ADR Morgan Stanley Smith Barney LLC acted as your agent in this transaction	12/30/08	06/04/09	1,355.30	1,519.00	(163.70)	0.00
						1,519.00	(163.70)	0.00
125003470	59	MURPHY OIL CORP Morgan Stanley Smith Barney LLC acted as your agent in this transaction	12/30/08	06/04/09	3,453.77	2,534.32	919.45	0.00
						2,534.32	919.45	0.00

2
0
0
9
Y
E
A
R
E
N
D
S
U
M
M
A
R
Y

CITI GLOBAL IMPACT FUNDING
Account Number 692-72497-11 643

Details of Short Term Gain (Loss) 2009 - continued

Reference number	Quantity	Security Description	Opening Trade Date	Closing Trade Date	Sale Proceeds	Original Cost Adjusted Cost	Original Gain/(Loss) Adjusted Gain/(Loss)	Ordinary Income Capital Gain/(Loss)
125003480	12	MURPHY OIL CORP Morgan Stanley Smith Barney LLC acted as your agent in this transaction	03/20/09	06/10/09	\$ 708.34	\$ 583.78 \$ 583.78	\$ 124.56 \$ 124.56	\$ 0.00 \$ 0.00
125003490	104	MURPHY OIL CORP Morgan Stanley Smith Barney LLC acted as your agent in this transaction	12/30/08	11/24/09	5,974.00	4,467.28 4,467.28	1,506.72 1,506.72	0.00 0.00
	11		03/05/09		631.86	433.95 433.95	197.91 197.91	0.00 0.00
	43		03/20/09		2,470.02	2,091.86 2,091.86	378.16 378.16	0.00 0.00
	15		10/28/09		861.63	918.00 918.00	(56.37) (56.37)	0.00 0.00
	65		11/11/09		3,733.75	4,018.30 4,018.30	(284.55) (284.55)	0.00 0.00
125003500	133	NATIONAL AUSTRALIA BK LTD SPONSORED ADR -USD-	12/30/08	04/23/09	2,038.12	1,925.84 1,925.84	112.28 112.28	0.00 0.00
	52		03/05/09		796.86	552.24 552.24	244.62 244.62	0.00 0.00
	6		03/20/09		91.94	77.40 77.40	14.54 14.54	0.00 0.00
125003510	327	NESTLE S A SPONSORED ADR Morgan Stanley Smith Barney LLC acted as your agent in this transaction	12/30/08	06/04/09	12,219.67	12,915.55 12,915.55	(695.88) (695.88)	0.00 0.00
125003520	58	NESTLE S A SPONSORED ADR Morgan Stanley Smith Barney LLC acted as your agent in this transaction	12/30/08	06/10/09	2,089.54	2,290.83 2,290.83	(191.29) (191.29)	0.00 0.00
125003530	141	NIKE INC CL B	12/30/08	03/26/09	6,617.85	6,899.13 6,899.13	(281.28) (281.28)	0.00 0.00
	26		03/05/09		1,220.31	1,036.22 1,036.22	184.09 184.09	0.00 0.00
	81		03/20/09		3,801.75	3,656.50 3,656.50	145.25 145.25	0.00 0.00
125003540	42	NINTENDO CO LTD ADR NEW Morgan Stanley Smith Barney LLC acted as your agent in this transaction	12/30/08	06/04/09	1,383.02	1,968.96 1,968.96	(585.94) (585.94)	0.00 0.00

2
0
0
9
Y
E
A
R
E
N
D
S
U
M
M
A
R
Y

Corrected Copy as of 03/31/10
Ref 00009497 00245925

CITI GLOBAL IMPACT FUNDING
Account Number 692-72497-11 643

Details of Short Term Gain (Loss) 2009 - continued

Reference number	Quantity	Security Description	Opening Trade Date	Closing Trade Date	Sale Proceeds	Original Cost Adjusted Cost	Original Gain/(Loss) Adjusted Gain/(Loss)	Ordinary Income Capital Gain/(Loss)
125003550	397	NOKIA CORP SPONSORED ADR Morgan Stanley Smi th Barney LLC acted as yo ur agent in this transa	12/30/08	06/04/09	\$ 6,066.79	\$ 6,235.88 \$ 6,235.88	(\$ 169.09) (\$ 169.09)	\$ 0.00 \$ 0.00
125003560	44	NOKIA CORP SPONSORED ADR Morgan Stanley Smi th Barney LLC acted as yo ur agent in this transa	12/30/08	06/10/09	697.47	691.13 691.13	6.34 6.34	0.00 0.00
125003570	336	NOMURA HOLDINGS INC ADR Morgan Stanley Smi th Barney LLC acted as yo ur agent in this transa	12/30/08	06/04/09	2,725.55	2,746.19 2,746.19	(20.64) (20.64)	0.00 0.00
125003580	85	NORDEA BK AB SWEDEN-EUR Morgan Stanley Smi th Barney LLC acted as yo ur agent in this transa	04/15/09	06/04/09	685.93	543.09 543.09	142.84 142.84	0.00 0.00
125003590	102	NORFOLK SOUTHERN CORP Morgan Stanley Smi th Barney LLC acted as yo ur agent in this transa	12/30/08	06/04/09	4,125.99	4,620.60 4,620.60	(494.61) (494.61)	0.00 0.00
125003600	18	NORFOLK SOUTHERN CORP Morgan Stanley Smi th Barney LLC acted as yo ur agent in this transa	12/30/08	06/10/09	722.68	815.40 815.40	(92.72) (92.72)	0.00 0.00
125003610	35	NORFOLK SOUTHERN CORP Morgan Stanley Smi	12/30/08	09/09/09	1,712.21	1,585.50 1,585.50	126.71 126.71	0.00 0.00
	82	th Barney LLC acted as yo ur agent in this transa	03/05/09		4,011.47	2,224.05 2,224.05	1,787.42 1,787.42	0.00 0.00
	119		03/20/09		5,821.54	3,649.21 3,649.21	2,172.33 2,172.33	0.00 0.00
125003620	22	NORTHERN TRUST CORP	12/30/08	02/17/09	1,211.09	1,079.12 1,079.12	131.97 131.97	0.00 0.00

2
0
0
9
Y
E
A
R
E
N
D
S
U
M
M
A
R
Y

CITI GLOBAL IMPACT FUNDING
Account Number 692-72497-11 643

Details of Short Term Gain (Loss) 2009 - continued

Reference number	Quantity	Security Description	Opening Trade Date	Closing Trade Date	Sale Proceeds	Original Cost Adjusted Cost	Original Gain/(Loss) Adjusted Gain/(Loss)	Ordinary Income Capital Gain/(Loss)
125003630	107	NORTHERN TRUST CORP	12/30/08	03/24/09	\$ 6,684 46	\$ 5,248 47	\$ 1,435 99	\$ 0 00
	51		01/29/09		3,186 05	3,049 80	136 25	0 00
	20		03/05/09		1,249 43	977 80	271 63	0 00
	80		03/20/09		4,997 74	4,772 80	224 94	0 00
						4,772 80	224 94	0 00
125003640	49	NORTHROP GRUMMAN CORP	12/30/08	03/23/09	1,968 80	2,163 80	(195 00)	0 00
						2,163 80	(195 00)	0 00
125003650	86	NORTHROP GRUMMAN CORP Morgan Stanley Smith Barney LLC acted as your agent in this transaction	12/30/08	06/04/09	4,138 38	3,797 68	340 70	0 00
						3,797 68	340 70	0 00
125003660	16	NORTHROP GRUMMAN CORP Morgan Stanley Smith Barney LLC acted as your agent in this transaction	12/30/08	06/10/09	759 82	706 55	53 27	0 00
						706 55	53 27	0 00
125003670	224	NOVARTIS AG ADR	12/30/08	04/29/09	8,357 22	11,161 18	(2,803 96)	0 00
						11,161 18	(2,803 96)	0 00
125003680	5	NOVARTIS AG ADR Morgan Stanley Smith Barney LLC acted as your agent in this transaction	12/30/08	06/04/09	199 35	249 13	(49 78)	0 00
	29		03/05/09		1,156 26	996 08	160 18	0 00
						996 08	160 18	0 00
125003690	17	NOVARTIS AG ADR Morgan Stanley Smith Barney LLC acted as your agent in this transaction	03/05/09	12/16/09	919 54	583 91	335 63	0 00
	9		03/20/09		486 82	339 82	147 00	0 00
						339 82	147 00	0 00
125003700	146	NOVO-NORDISK A S ADR	12/30/08	03/17/09	6,848 35	7,517 63	(669 28)	0 00
						7,517 63	(669 28)	0 00
125003710	78	NOVO-NORDISK A S ADR Morgan Stanley Smith Barney LLC acted as your agent in this transaction	12/30/08	06/04/09	4,116 42	4,016 27	100 15	0 00
						4,016 27	100 15	0 00
125003720	153	NUCOR CORP	12/30/08	03/02/09	4,747 28	7,015 89	(2,268 61)	0 00
						7,015 89	(2,268 61)	0 00

2
0
9
Y
E
A
R
E
N
D
S
U
M
M
A
R
Y

CITI GLOBAL IMPACT FUNDING
Account Number 692-72497-11 643

Details of Short Term Gain (Loss) 2009 - continued

Reference number	Quantity	Security Description	Opening Trade Date	Closing Trade Date	Sale Proceeds	Original Cost Adjusted Cost	Original Gain/(Loss) Adjusted Gain/(Loss)	Ordinary Income Capital Gain/(Loss)
125003730	40	OCCIDENTAL PETROLEUM CORP-DEL Morgan Stanley Smith Barney LLC acted as your agent in this transaction	05/19/09	06/04/09	\$ 2,744.48	\$ 2,510.89 \$ 2,510.89	\$ 233.59 \$ 233.59	\$ 0.00 \$ 0.00
125003740	11	OCCIDENTAL PETROLEUM CORP-DEL Morgan Stanley Smith Barney LLC acted as your agent in this transaction	05/19/09	06/10/09	754.54	690.50 690.50	64.04 64.04	0.00 0.00
125003750	105	OLD MUTUAL PLC ADR	01/14/09	02/27/09	490.87	661.50 661.50	(170.63) (170.63)	0.00 0.00
125003760	99	OLYMPUS CORP SPONSORED ADR Morgan Stanley Smith Barney LLC acted as your agent in this transaction	12/30/08	06/04/09	2,039.34	1,899.81 1,899.81	139.53 139.53	0.00 0.00
	2		03/05/09		41.20	26.60 26.60	14.60 14.60	0.00 0.00
125003770	39	OLYMPUS CORP SPONSORED ADR Morgan Stanley Smith Barney LLC acted as your agent in this transaction	03/05/09	11/09/09	1,203.42	518.70 518.70	684.72 684.72	0.00 0.00
	57		03/20/09		1,758.85	912.00 912.00	846.85 846.85	0.00 0.00
125003780	171	OMNICOM GROUP INC	12/30/08	03/24/09	4,265.05	4,452.84 4,452.84	(187.79) (187.79)	0.00 0.00
	22		03/05/09		548.72	500.50 500.50	48.22 48.22	0.00 0.00
	114		03/20/09		2,843.37	2,733.38 2,733.38	109.99 109.99	0.00 0.00
125003790	1,070	ORACLE CORP	12/30/08	03/24/09	19,274.87	18,917.60 18,917.60	357.27 357.27	0.00 0.00
125003800	494	ORACLE CORP Morgan Stanley Smith Barney LLC acted as your agent in this transaction	12/30/08	06/04/09	10,168.23	8,733.92 8,733.92	1,434.31 1,434.31	0.00 0.00
125003810	34	ORACLE CORP Morgan Stanley Smith Barney LLC acted as your agent in this transaction	05/27/09	06/10/09	697.73	644.89 644.89	52.84 52.84	0.00 0.00
125003820	190	ORACLE CORP Morgan Stanley Smith Barney LLC acted as your agent in this transaction	12/30/08	07/24/09	4,179.89	3,359.20 3,359.20	820.69 820.69	0.00 0.00

2
0
0
9
Y
E
A
R
E
N
D
S
U
M
M
A
R
Y

Corrected Copy as of 03/31/10
Ref 00009497 00245928

CITI GLOBAL IMPACT FUNDING
Account Number 692-72497-11 643

Details of Short Term Gain (Loss) 2009 - continued

Reference number	Quantity	Security Description	Opening Trade Date	Closing Trade Date	Sale Proceeds	Original Cost Adjusted Cost	Original Gain/(Loss) Adjusted Gain/(Loss)	Ordinary Income Capital Gain/(Loss)
125003830	88	O REILLY AUTOMOTIVE INC	03/11/09	03/24/09	2,965.93	3,021.39	(55.46)	0.00
	52		03/20/09	1,752.59	1,818.82	(66.23)	0.00	
					1,818.82	(66.23)	0.00	
125003840	289	PANASONIC CORP ADR Morgan Stanley Smi th Barney LLC acted as yo ur agent in this transa	12/30/08	06/04/09	4,069.50	3,550.77	518.73	0.00
					3,550.77	518.73	0.00	
125003850	67	PEARSON PLC SPONSORED ADR Morgan Stanley Smi th Barney LLC acted as yo ur agent in this transa	03/20/09	06/04/09	691.80	670.66	21.14	0.00
					670.66	21.14	0.00	
125003860	232	J C PENNEY CO INC Morgan Stanley Smi th Barney LLC acted as yo ur agent in this transa	12/30/08	06/04/09	6,767.33	4,266.94	2,500.39	0.00
					4,266.94	2,500.39	0.00	
125003870	25	J C PENNEY CO INC Morgan Stanley Smi th Barney LLC acted as yo ur agent in this transa	12/30/08	06/10/09	713.49	459.80	253.69	0.00
					459.80	253.69	0.00	
125003880	198	PEPSICO INC	12/30/08	03/24/09	10,258.72	10,808.03	(549.31)	0.00
	25		02/17/09	1,295.29	1,274.25	21.04	0.00	
	20		03/05/09	1,036.23	919.76	116.47	0.00	
	110		03/20/09	5,699.29	5,516.20	183.09	0.00	
					5,516.20	183.09	0.00	
125003890	111	PT TELEKOMUNAKASI INDONESIA SPONS ADR Morgan Stanley Smi th Barney LLC acted as yo	12/30/08	06/04/09	3,419.83	2,719.62	700.21	0.00
					2,719.62	700.21	0.00	
125003900	52	PT TELEKOMUNAKASI INDONESIA SPONS ADR Morgan Stanley Smi th Barney LLC acted as yo	12/30/08	07/09/09	1,646.07	1,274.06	372.01	0.00
					1,274.06	372.01	0.00	

2
0
9
Y
E
A
R
E
N
D
S
U
M
M
A
R
Y

CITI GLOBAL IMPACT FUNDING

Account Number 692-72497-11 643

Details of Short Term Gain (Loss) 2009 - continued

Reference number	Quantity	Security Description	Opening Trade Date	Closing Trade Date	Sale Proceeds	Original Cost Adjusted Cost	Original Gain/(Loss) Adjusted Gain/(Loss)	Ordinary Income Capital Gain/(Loss)
125003910	21	PETROLEO BRASILEIRO SA ADR Morgan Stanley Smith Barney LLC acted as your agent in this transaction	12/30/08	06/04/09	\$ 738 13	\$ 411 98 \$ 411 98	\$ 326 15 \$ 326 15	\$ 0 00 \$ 0 00
125003920	135	POLO RALPH LAUREN CORP CL A Morgan Stanley Smith Barney LLC acted as your agent in this transaction	12/31/08	06/04/09	7,600 57	6,180 23 6,180 23	1,420 34 1,420 34	0 00 0 00
125003930	13	POLO RALPH LAUREN CORP CL A Morgan Stanley Smith Barney LLC acted as your agent in this transaction	12/31/08	06/10/09	723 04	595 13 595 13	127 91 127 91	0 00 0 00
125003940	49	POLO RALPH LAUREN CORP CL A Morgan Stanley Smith Barney LLC acted as your agent in this transaction	12/31/08	12/01/09	3,878 52	2,243 20 2,243 20	1,635 32 1,635 32	0 00 0 00
125003950	76	PORTUGAL TELECOM SPON ADR Morgan Stanley Smith Barney LLC acted as your agent in this transaction	12/30/08	06/04/09	680 94	659 10 659 10	21 84 21 84	0 00 0 00
125003960	122	PRAXAIR INC	12/30/08	02/18/09	7,819 58	7,095 42 7,095 42	724 16 724 16	0 00 0 00
125003970	85	PRAXAIR INC	12/30/08	03/24/09	5,674 40	4,943 53 4,943 53	730 87 730 87	0 00 0 00
	19		03/05/09		1,268 39	1,042 68 1,042 68	225 71 225 71	0 00 0 00
	58		03/20/09		3,871 94	3,689 91 3,689 91	182 03 182 03	0 00 0 00
125003980	88	PRECISION CASTPARTS CORP	12/30/08	03/24/09	5,436 96	5,043 39 5,043 39	393 57 393 57	0 00 0 00
	10		03/05/09		617 84	498 00 498 00	119 84 119 84	0 00 0 00
	63		03/20/09		3,892 36	3,641 90 3,641 90	250 46 250 46	0 00 0 00
125003990	50	PREMIER FOODS PLC UNSPON ADR	03/19/09	06/04/09	302 49	212 63 212 63	89 86 89 86	0 00 0 00
	62	Morgan Stanley Smith Barney LLC acted as your agent in this transaction	03/20/09		375 09	261 93 261 93	113 16 113 16	0 00 0 00

2
0
0
9
Y
E
A
R
E
N
D
S
U
M
M
A
R
Y

CITI GLOBAL IMPACT FUNDING
Account Number 692-72497-11 643

Details of Short Term Gain (Loss) 2009 *continued*

Reference number	Quantity	Security Description	Opening Trade Date	Closing Trade Date	Sale Proceeds	Original Cost Adjusted Cost	Original Gain/(Loss) Adjusted Gain/(Loss)	Ordinary Income Capital Gain/(Loss)
125004000	17	PRICELINE.COM INC (NEW) Morgan Stanley Smith Barney LLC acted as your agent in this transaction	06/08/09	08/24/09	\$ 2,550.07	\$ 1,961.50 \$ 1,981.50	\$ 588.57 \$ 588.57	\$ 0.00 \$ 0.00
125004010	5	PRICELINE.COM INC (NEW) Morgan Stanley Smith Barney LLC acted as your agent in this transaction	06/08/09	10/12/09	856.89	576.91 576.91	279.98 279.98	0.00 0.00
125004020	6	PRICELINE.COM INC (NEW) Morgan Stanley Smith Barney LLC acted as your agent in this transaction	06/08/09	12/03/09	1,330.77	692.30 692.30	638.47 638.47	0.00 0.00
125004030	62	PROCTER & GAMBLE CO	12/30/08	02/06/09	3,365.59	3,777.57 3,777.57	(411.98) (411.98)	0.00 0.00
125004040	88	PROCTER & GAMBLE CO	12/30/08	02/17/09	4,399.99	5,361.71 5,381.71	(961.72) (961.72)	0.00 0.00
125004050	89	PROCTER & GAMBLE CO	12/30/08	03/24/09	4,188.49	5,422.63 5,422.63	(1,234.14) (1,234.14)	0.00 0.00
	23		03/05/09		1,082.42	1,047.65 1,047.65	34.77 34.77	0.00 0.00
	39		03/20/09		1,835.41	1,781.83 1,781.83	53.58 53.58	0.00 0.00
125004060	106	PROMISE CO LTD-UNSPON ADR Morgan Stanley Smith Barney LLC acted as your agent in this transaction	12/30/08	06/04/09	683.68	1,314.40 1,314.40	(630.72) (630.72)	0.00 0.00
125004070	49	PROMISE CO LTD-UNSPON ADR Morgan Stanley Smith Barney LLC acted as your agent in this transaction	12/30/08	06/10/09	312.61	607.60 607.60	(294.99) (294.99)	0.00 0.00
	60		03/20/09		382.79	451.20 451.20	(68.41) (68.41)	0.00 0.00
125004080	91	PROMISE CO LTD-UNSPON ADR Morgan Stanley Smith Barney LLC acted as your agent in this transaction	03/05/09	09/24/09	285.85	566.93 566.93	(281.08) (281.08)	0.00 0.00
	63		03/20/09		197.89	473.76 473.76	(275.87) (275.87)	0.00 0.00

2
0
9
Y
E
A
R
E
N
D
S
U
M
M
A
R
Y

CITI GLOBAL IMPACT FUNDING
Account Number 692-72497-11 643

Details of Short Term Gain (Loss) 2009 *continued*

Reference number	Quantity	Security Description	Opening Trade Date	Closing Trade Date	Sale Proceeds	Original Cost Adjusted Cost	Original Gain/(Loss) Adjusted Gain/(Loss)	Ordinary Income Capital Gain/(Loss)
125004090	201	QUALCOMM INC	12/30/08	03/24/09	\$ 7,674.54	\$ 6,968.27	\$ 706.27	\$ 0.00
	12		03/05/09		458.18	419.76	38.42	0.00
	37		03/13/09		1,412.73	1,347.52	65.21	0.00
	148		03/20/09		5,650.90	5,500.57	150.33	0.00
						5,500.57	150.33	0.00
125004100	102	QUESTAR CORP Morgan Stanley Smith Barney LLC acted as your agent in this transaction	01/16/09	06/04/09	3,427.39	3,411.32	16.07	0.00
						3,411.32	16.07	0.00
125004110	21	QUESTAR CORP Morgan Stanley Smith Barney LLC acted as your agent in this transaction	01/16/09	06/10/09	729.31	702.33	26.98	0.00
						702.33	26.98	0.00
125004120	59	REED ELSEVIER NV Morgan Stanley Smith Barney LLC acted as your agent in this transaction	12/30/08	06/04/09	1,374.08	1,411.87	(37.79)	0.00
						1,411.87	(37.79)	0.00
125004130	85	REED ELSEVIER NV Morgan Stanley Smith Barney LLC acted as your agent in this transaction	12/30/08	06/22/09	1,862.29	2,034.05	(171.76)	0.00
						2,034.05	(171.76)	0.00
125004140	15	REED ELSEVIER NV Morgan Stanley Smith Barney LLC acted as your agent in this transaction	12/30/08	06/23/09	336.19	358.95	(22.76)	0.00
	21		03/05/09		470.67	358.95	(22.76)	0.00
						428.82	41.85	0.00
						428.82	41.85	0.00
125004150	33	REED ELSEVIER NV Morgan Stanley Smith Barney LLC acted as your agent in this transaction	03/05/09	10/14/09	756.67	673.86	82.81	0.00
	3		03/20/09		68.79	673.86	82.81	0.00
						66.45	2.34	0.00
						66.45	2.34	0.00
125004160	60	REPSOL S A SPONSORED ADR Morgan Stanley Smith Barney LLC acted as your agent in this transaction	12/30/08	06/04/09	1,378.76	1,278.25	100.51	0.00
						1,278.25	100.51	0.00
125004170	90	REXAM PLC SPONS ADR -NEW-	12/30/08	03/11/09	1,421.18	2,285.10	(863.92)	0.00
						2,285.10	(863.92)	0.00

2
0
0
9
Y
E
A
R
E
N
D
S
U
M
M
A
R
Y

CITI GLOBAL IMPACT FUNDING
Account Number 692-72497-11 643

Details of Short Term Gain (Loss) 2009 - continued

Reference number	Quantity	Security Description	Opening Trade Date	Closing Trade Date	Sale Proceeds	Original Cost Adjusted Cost	Original Gain/(Loss) Adjusted Gain/(Loss)	Ordinary Income Capital Gain/(Loss)
125004180	10	REXAM PLC SPONS ADR -NEW-	12/30/08	06/04/09	\$ 245 99	\$ 253 90	(\$ 7 91)	\$ 0 00
	35	Morgan Stanley Smith Barney LLC acted as your agent in this transaction	03/05/09		860 97	565 25	295 72	0 00
	10		03/20/09		246 00	185 50	60 50	0 00
						185 50	60 50	0 00
125004190	41	REXAM PLC SPONS ADR -NEW- SALE OF RTS ON 41 0000 SHS RECORD 08/05/09 PAY 08/26/09	08/05/09	08/05/09	96 83	01 .01	96 82 96 82	0 00 0 00
125004200	77	ROCHE HLDG LTD SPON ADR	12/30/08	03/17/09	2,370 04	2,947 17 2,947 17	(577 13) (577 13)	0 00 0 00
125004210	164	ROCHE HLDG LTD SPON ADR Morgan Stanley Smith Barney LLC acted as your agent in this transaction	12/30/08	06/04/09	5,433 18	6,277 10 8,277 10	(843 92) (843 92)	0 00 0 00
125004220	22	ROCHE HLDG LTD SPON ADR Morgan Stanley Smith Barney LLC acted as your agent in this transaction	12/30/08	06/10/09	721 58	842 05 842 05	(120 47) (120 47)	0 00 0 00
125004230	79	ROLLS ROYCE GROUP PLC SPONSORED ADR Morgan Stanley Smith Barney LLC acted as your agent in this transaction	12/30/08	06/04/09	2,072 11	1,896 00 1,896 00	176 11 176 11	0 00 0 00
125004240	61	ROYAL DUTCH SHELL PLC ADR CL B Morgan Stanley Smith Barney LLC acted as your agent in this transaction	12/30/08	06/04/09	3,378 41	3,085 20 3,085.20	293 21 293 21	0 00 0 00
125004250	130	ROYAL KPN NV SPONS ADR	12/30/08	02/13/09	1,801 52	1,907 10 1,907 10	(105 58) (105 58)	0 00 0 00
125004260	87	ROYAL KPN NV SPONS ADR Morgan Stanley Smith Barney LLC acted as your agent in this transaction	12/30/08	06/04/09	1,137 93	1,276 29 1,276 28	(138 36) (138.36)	0 00 0 00
	17		03/05/09		222 35	210 46 210 46	11 89 11 89	0 00 0 00
125004270	76	ROYAL KPN NV SPONS ADR Morgan Stanley Smith Barney LLC acted as your agent in this transaction	03/05/09	06/16/09	962 28	940.88 940 88	21 40 21 40	0 00 0 00
	68		03/20/09		860 98	894 20 894 20	(33 22) (33 22)	0 00 0 00

2
0
0
9
Y
E
A
R
E
N
D
S
U
M
M
A
R
Y

CITI GLOBAL IMPACT FUNDING
Account Number 692-72497-11 643

Details of Short Term Gain (Loss) 2009 - continued

Reference number	Quantity	Security Description	Opening Trade Date	Closing Trade Date	Sale Proceeds	Original Cost Adjusted Cost	Original Gain/(Loss) Adjusted Gain/(Loss)	Ordinary Income Capital Gain/(Loss)
125004280	38 9115	SBM OFFSHORE NV-EUR Morgan Stanley Smith Barney LLC acted as your agent in this transaction	04/08/09	06/04/09	\$ 661 48	\$ 494 42 \$ 494 42	\$ 167 06 \$ 167 06	\$ 0 00 \$ 0 00
125004290	1854 0742	SBM OFFSHORE NV-EUR CASH IN LIEU OF 26094 RECORD 05/20/09 PAY 06/30/09	04/08/09 05/27/09	06/30/09	3 27 1 31	2 36 2 38 1 24 1 24	91 91 07 07	0 00 0 00 0 00 0 00
125004300	520 62	SKF AB SPONSORED ADR PAR S KR 12 50	12/30/08 03/05/09	05/01/09	5,656 88 674 47	5,153 20 5,153 20 466 86 466 86	503 68 503 68 207 61 207 61	0 00 0 00 0 00 0 00
125004310	165 320	SKF AB SPONSORED ADR PAR S KR 12 50 Morgan Stanley Smith Barney LLC acted as your agent	03/05/09 03/20/09	06/01/09	2,060 65 3,996 40	1,242 45 1,242 45 2,745 60 2,745 60	818 20 818 20 1,250 80 1,250 80	0 00 0 00 0 00 0 00
125004320	35 44	SK TELECOM LTD SPON ADR Morgan Stanley Smith Barney LLC acted as your agent in this transaction	12/30/08 03/05/09	11/11/09	603 83 759 11	617 75 617 75 572 00 572 00	(13 92) (13 92) 187 11 187 11	0 00 0 00 0 00 0 00
125004330	3 245	SPDR LEHMAN INTL TREASURY BOND FUND Morgan Stanley Smith Barney LLC acted as your agent	12/30/08	06/04/09	175,761 88	178,215 40 178,215 40	(2,453 52) (2,453 52)	0 00 0 00
125004340	129	SPDR LEHMAN INTL TREASURY BOND FUND Morgan Stanley Smith Barney LLC acted as your agent	12/30/08	06/10/09	6,889 61	7,084 68 7,084 68	(195 07) (195 07)	0 00 0 00
125004350	101	SAFEWAY INC NEW	12/30/08	05/26/09	2,018 93	2,326 17 2,326 17	(307 24) (307 24)	0 00 0 00
125004360	196	SAFEWAY INC NEW Morgan Stanley Smith Barney LLC acted as your agent in this transaction	12/30/08	06/04/09	4,037 98	4,514 16 4,514 16	(476 18) (476 18)	0 00 0 00
125004370	196	ST JUDE MEDICAL INC	12/30/08	03/24/09	7,442 09	6,289 15 6,289 15	1,152 94 1,152 94	0 00 0 00

2
0
9
Y
E
A
R
E
N
D
S
U
M
M
A
R
Y

Corrected Copy as of 03/31/10
Ref 00009497 00245934

CITI GLOBAL IMPACT FUNDING
Account Number 692-72497-11 643

Details of Short Term Gain (Loss) 2009 - continued

Reference number	Quantity	Security Description	Opening Trade Date	Closing Trade Date	Sale Proceeds	Original Cost Adjusted Cost	Original Gain/(Loss) Adjusted Gain/(Loss)	Ordinary Income Capital Gain/(Loss)
125004380	20	ST JUDE MEDICAL INC Morgan Stanley Smi	12/30/08	06/04/09	\$ 802 98	\$ 641 75	\$ 161 23	\$ 0 00
	48	th Barney LLC acted as yo ur agent in this transa	02/19/09		1,927 16	1,816 80	110 36	0 00
					1,816 80	110 36	0 00	
125004390	34	ST JUDE MEDICAL INC MorganStanley SmithBarney LLC	02/19/09	10/12/09	1,137 61	1,286 90	(149 29)	0 00
	49	acted as your agent in this transaction	03/05/09		1,639 50	1,544 90	94 60	0 00
	140		03/20/09		4,684 28	5,098 66	(414 38)	0 00
	25		05/27/09		836 47	927 25	(90 78)	0 00
					927 25	(90 78)	0 00	
125004400	104	SANOFI-AVENTIS SPONS ADR Morgan Stanley Smi th Barney LLC acted as yo	12/30/08	06/04/09	3,406 12	3,342 30	63 82	0 00
					3,342 30	63 82	0 00	
125004410	174	SAP AKLENGESELLSCHAFT SPONS ADR-USD Morgan Stanley Smi th Barney LLC acted as yo	12/30/08	06/04/09	7,518 78	6,187 44	1,331 34	0 00
					6,187 44	1,331 34	0 00	
125004420	127	SASOL LTD SPONS ADR Morgan Stanley Smi th Barney LLC acted as yo ur agent in this transa	12/30/08	06/04/09	4,762 41	3,784 34	978 07	0 00
					3,784 34	978 07	0 00	
125004430	111	SASOL LTD SPONS ADR Morgan Stanley Smi	12/30/08	06/25/09	3,724 91	3,307 58	417 33	0 00
	68	th Barney LLC acted as yo ur agent in this transa	03/05/09		2,281 93	1,636 08	645 85	0 00
	11		03/20/09		369 14	304 65	64 49	0 00
					304 65	64 49	0 00	
125004440	82	SCHLUMBERGER LTD Morgan Stanley Smi th Barney LLC acted as yo ur agent in this transa	12/30/08	06/04/09	4,783 77	3,349 42	1,434 35	0 00
					3,349 42	1,434 35	0 00	
125004450	13	SCHLUMBERGER LTD Morgan Stanley Smi th Barney LLC acted as yo ur agent in this transa	03/20/09	06/10/09	759 86	546 50	213 36	0 00
					546 50	213 36	0 00	

2
0
0
9

Y
E
A
R

E
N
D

S
U
M
M
A
R
Y

CITI GLOBAL IMPACT FUNDING
Account Number 692-72497-11 643

Details of Short Term Gain/(Loss) 2009 continued

Reference number	Quantity	Security Description	Opening Trade Date	Closing Trade Date	Sale Proceeds	Original Cost Adjusted Cost	Original Gain/(Loss) Adjusted Gain/(Loss)	Ordinary Income Capital Gain/(Loss)
125004460	47	SCHLUMBERGER LTD Morgan Stanley Smi th Barney LLC acted as yo ur agent in this transa	12/30/08	07/09/09	\$ 2,363 09	\$ 1,919 79 \$ 1,919 79	\$ 443 30 \$ 443 30	\$ 0 00 \$ 0 00
125004470	89	SCHNEIDER ELECT SA UNSPON ADR Morgan Stanley Smi th Barney LLC acted as yo	06/03/09	06/04/09	680 83	694 20 694 20	(13 37) (13 37)	0 00 0 00
125004480	290	SCHWAB CHARLES CORP	12/30/08	01/15/09	4,318 56	4 392 78 4,392 78	(74 22) (74 22)	0 00 0 00
125004490	260	SCHWAB CHARLES CORP Morgan Stanley Smi th Barney LLC acted as yo ur agent in this transa	02/05/09	06/04/09	4,757 95	3,575 28 3,575 28	1,182 67 1,182 67	0 00 0 00
125004500	141	SHANGHAI ELEC GROUP CO LTD-CNY Morgan Stanley Smi th Barney LLC acted as yo	03/31/09	06/04/09	1,339.46	860 10 860 10	479 36 479 36	0 00 0 00
125004510	11	SIEMENS A G SPONS ADR	12/30/08	01/21/09	643 38	821 48 821 48	(178 10) (178 10)	0 00 0 00
125004520	36	SIEMENS A G SPONS ADR Morgan Stanley Smi th Barney LLC acted as yo ur agent in this transa	12/30/08	06/04/09	2,749 60	2,688 50 2,688 50	61 10 61 10	0 00 0 00
125004530	101	SINGAPORE TELECOMMUNICATIO SPONSORED ADR NEW Morgan Stanley Smi th Barney LLC acted as yo	12/30/08	06/04/09	2,040 14	1,801 84 1,801 84	238 30 238 30	0 00 0 00
125004540	35	SINGAPORE TELECOMMUNICATIO SPONSORED ADR NEW Morgan Stanley Smi th Barney LLC acted as yo	12/30/08	06/10/09	694 73	624 40 624 40	70 33 70 33	0 00 0 00
125004550	57	SMITH INTERNATIONAL INC DE	12/30/08	01/21/09	1,283 06	1,258 42 1,258 42	24 64 24 64	0 00 0 00

2
0
0
9
Y
E
A
R
E
N
D
S
U
M
M
A
R
Y

Reserved
Client Statement
2009 Year End Summary

CITI GLOBAL IMPACT FUNDING
Account Number 692-72497-11 643

Details of Short Term Gain (Loss) 2009 - continued

Reference number	Quantity	Security Description	Opening Trade Date	Closing Trade Date	Sale Proceeds	Original Cost Adjusted Cost	Original Gain/(Loss) Adjusted Gain/(Loss)	Ordinary Income Capital Gain/(Loss)
125004560	116	SMITH INTERNATIONAL INC DE	12/30/08	03/24/09	\$ 2,924 57	\$ 2,560 99	\$ 363 58	\$ 0 00
	58		03/05/09		1,462 29	1,115 34	346 95	0 00
	192		03/11/09		4,840 67	4,179 84	660 83	0 00
	280		03/20/09		7,059 32	6,567 68	491 64	0 00
						6,567 68	491 64	0 00
125004570	50	SONY CORP SPON ADR-NEW Morgan Stanley Smi th Barney LLC acted as yo ur agent in this transa	12/30/08	06/04/09	1,385 06	1,069 00	316 06	0 00
						1,069 00	316 06	0 00
125004580	9	SONY CORP SPON ADR-NEW Morgan Stanley Smi	12/30/08	06/10/09	244 08	192 42	51 66	0 00
	17	th Barney LLC acted as yo ur agent in this transa	03/20/09		461 05	340 85	120 20	0 00
						340 85	120 20	0 00
125004590	62	SONY CORP SPON ADR-NEW Morgan Stanley Smi th Barney LLC acted as yo ur agent in this transa	03/05/09	06/25/09	1,616 97	1,078 80	538 17	0 00
						1,078 80	538 17	0 00
125004600	192	STATE STREET CORP	12/30/08	03/03/09	4,205 58	7,039 28	(2,833 70)	0 00
						7,039 28	(2,833 70)	0 00
125004610	160	STERICYCLE INC	12/30/08	03/24/09	7,607 38	8,234 77	(627 39)	0 00
	24		02/06/09		1,141 11	1,164 48	(23 37)	0 00
	33		03/05/09		1,569 02	1,578 72	(9 70)	0 00
	95		03/20/09		4,516 88	4,483 30	33 58	0 00
						4,483 30	33 58	0 00
125004620	117	STRYKER CORP	12/30/08	03/11/09	3,685 42	4,575 85	(890 43)	0 00
						4,575 85	(890 43)	0 00
125004630	45	STRYKER CORP	12/30/08	03/24/09	1,496 78	1,759 94	(263 16)	0 00
	33		03/05/09		1,097 64	1,064 18	33 46	0 00
	58		03/20/09		1,929 18	1,831 52	97 66	0 00
						1,831 52	97 66	0 00

2
0
0
9
Y
E
A
R
E
N
D
S
U
M
M
A
R
Y

CITI GLOBAL IMPACT FUNDING

Account Number 692-72497-11 643

Details of Short Term Gain (Loss) 2009 - continued

Reference number	Quantity	Security Description	Opening Trade Date	Closing Trade Date	Sale Proceeds	Original Cost Adjusted Cost	Original Gain/(Loss) Adjusted Gain/(Loss)	Ordinary Income Capital Gain/(Loss)
125004640	153	SUEZ ENVIRONNEMENT CO S A-EUR Morgan Stanley Smi th Barney LLC acted as yo	12/30/08	06/04/09	\$ 1,354 01	\$ 1,335 98 \$ 1,335 98	\$ 18 03 \$ 18.03	\$ 0 00 \$ 0 00
125004650	3	SUEZ ENVIRONNEMENT CO S A-EUR	12/30/08	12/03/09	34 51	26 20 26 20	8 31 8 31	0 00 0 00
	189	Morgan Stanley Smith Barney LLC acted as your agent	03/05/09		2,174 11	1,175 58 1,175 58	998 53 998 53	0 00 0 00
	42		03/20/09		483 13	294 00 294 00	189 13 189 13	0 00 0 00
125004660	192	SWIRE PACIFIC LTD SP ADR Morgan Stanley Smi	12/30/08	06/04/09	1,871 95	1,286 40 1,286 40	585 55 585 55	0 00 0 00
	19	th Barney LLC acted as yo ur agent in this transa	03/05/09		185.24	112 10 112 10	73 14 73 14	0 00 0 00
125004670	155	SWISS REINSURANCE SPON ADR	12/30/08	03/19/09	2,387 25	7,269 50 7,269 50	(4,882 25) (4,882 25)	0 00 0 00
	9		03/05/09		138 61	99 90 99 90	38 71 38 71	0 00 0 00
125004680	41	SWISS REINSURANCE SPON ADR Morgan Stanley Smi	03/05/09	06/04/09	1,425 12	455 10 455 10	970 02 970 02	0 00 0 00
	38	th Barney LLC acted as yo ur agent in this transa	03/20/09		1,320 84	581 40 581 40	739 44 739 44	0 00 0 00
125004690	929	SYNOVUS FINANCIAL CORP	12/30/08	03/23/09	3,065 12	7,431 91 7,431 91	(4,366 79) (4,366 79)	0 00 0 00
125004700	112	SYNOVUS FINANCIAL CORP Morgan Stanley Smi	12/30/08	06/04/09	378 58	895 99 895 99	(517 41) (517 41)	0 00 0 00
	498	th Barney LLC acted as yo ur agent in this transa	03/05/09		1,683 34	1,242 66 1,242.66	440 68 440 68	0 00 0 00
125004710	652	SYNOVUS FINANCIAL CORP Morgan Stanley Smith Barney LLC	03/05/09	11/23/09	1,104 65	1,626 94 1,626 94	(522 29) (522 29)	0 00 0 00
	908	acted as your agent	03/20/09		1,538 38	2,751 06 2,751 06	(1,212 68) (1,212 68)	0 00 0 00
	247	in this transaction	03/24/09		418 49	829 43 829 43	(410 94) (410 94)	0 00 0 00
125004720	1 184	TAIWAN SEMICONDUCTOR MFG CO LTD ADR Morgan Stanley Smi	12/30/08	06/04/09	12,116 14	9,362 72 9,362 72	2,753 42 2,753 42	0 00 0 00
		th Barney LLC acted as yo						

2
0
0
9

Y
E
A
R

E
N
D

S
U
M
M
A
R
Y

Corrected Copy as of 03/31/10
Ref 00009497 00245938

CITI GLOBAL IMPACT FUNDING
Account Number 692-72497-11 643

Details of Short Term Gain (Loss) 2009 - continued

Reference number	Quantity	Security Description	Opening Trade Date	Closing Trade Date	Sale Proceeds	Original Cost Adjusted Cost	Original Gain/(Loss) Adjusted Gain/(Loss)	Ordinary Income Capital Gain/(Loss)
125004730	132	TAIWAN SEMICONDUCTOR MFG CO LTD ADR Morgan Stanley Smith Barney LLC acted as yo	03/20/09	06/10/09	\$ 1,369 13	\$ 1,133 62 \$ 1,133.62	\$ 235 51 \$ 235 51	\$ 0 00 \$ 0 00
125004740	173	TAIWAN SEMICONDUCTOR MFG CO LTD ADR Morgan Stanley Smith Barney LLC acted as yo	12/30/08	07/09/09	1,631 34	1,368 03 1,368 03	263 31 263 31	0 00 0 00
125004750	0765	TAIWAN SEMICONDUCTOR MFG CO LTD ADR	12/30/08	08/14/09	79	60 80	19 19	0 00 0 00
	0446	CASH IN LIEU OF 39462 RECORD 07/17/09 PAY 08/14/09	02/04/09		46	35 .35	11 11	0 00 0 00
	.0061		03/05/09		06	05 05	01 01	0 00 0 00
	2674		03/20/09		2 77	2 28 2.28	49 49	0 00 0 00
125004760	70	TAKEDA PHARMACEUTICAL CO LTD-JPY Morgan Stanley Smith Barney LLC acted as yo	12/30/08	06/04/09	1,354 46	1,817 62 1,817 62	(463 16) (463 16)	0 00 0 00
125004770	4	TAKEDA PHARMACEUTICAL CO LTD-JPY	12/30/08	11/09/09	79 24	103 86 103.86	(24.62) (24 62)	0 00 0 00
	29	Morgan Stanley Smith Barney LLC acted as your agent	03/05/09		574 51	548 10 548 10	26 41 26 41	0 00 0 00
	10		03/19/09		198 11	179 73 179 73	18 38 18 38	0 00 0 00
	51		03/20/09		1,010 34	889.95 889 95	120 39 120 39	0 00 0 00
	58		03/20/09		1,149 02	1,043 93 1,043 93	105 09 105 09	0 00 0 00
125004780	44	TARGET CORP	12/30/08	02/17/09	1,291 39	1,457 61 1,457 61	(166 22) (166 22)	0 00 0 00
125004790	88	TARGET CORP	12/30/08	03/24/09	2,911 99	2,915 22 2,915 22	(3 23) (3 23)	0 00 0 00
	43		03/05/09		1,422 90	1,129 52 1,129 52	293 38 293 38	0 00 0 00
	56		03/20/09		1,853 09	1,713 99 1,713 99	139 10 139 10	0 00 0 00

2
0
0
9
Y
E
A
R
E
N
D
S
U
M
M
A
R
Y

Corrected Copy as of 03/31/10
Ref 00009497 00245939

CITI GLOBAL IMPACT FUNDING
Account Number 692-72497-11 643

Details of Short Term Gain (Loss) 2009 - continued

Reference number	Quantity	Security Description	Opening Trade Date	Closing Trade Date	Sale Proceeds	Original Cost Adjusted Cost	Original Gain/(Loss) Adjusted Gain/(Loss)	Ordinary Income Capital Gain/(Loss)
125004800	34	TELEFONICA S.A. SPON ADR	12/30/08	02/12/09	\$ 1,832.34	\$ 2,290.58 \$ 2,290.58	(\$ 458.24) (\$ 458.24)	\$ 0.00 \$ 0.00
125004810	43	TELEFONICA S.A. SPON ADR Morgan Stanley Smith Barney LLC acted as your agent in this transaction	12/30/08	06/04/09	2,780.00	2,896.90 2,896.90	(116.90) (116.90)	0.00 0.00
125004820	67	TELEKOM AUSTRIA AG SPON ADR Morgan Stanley Smith Barney LLC acted as your agent in this transaction	12/30/08	06/04/09	2,046.79	1,986.55 1,986.55	60.24 60.24	0.00 0.00
125004830	31	TELENOR ASA ADR REPSTG	12/30/08	02/13/09	581.85	616.90 616.90	(35.05) (35.05)	0.00 0.00
125004840	28	TELENOR ASA ADR REPSTG Morgan Stanley Smith Barney LLC acted as your agent in this transaction	12/30/08	06/04/09	702.78	557.20 557.20	145.58 145.58	0.00 0.00
125004850	14,756.303	TEMPLETON GLOBAL BOND FUND ADVISOR CLASS CONFIRM #500091550146983 Morgan Stanley Smith Barney LLC acted as your agent in this transaction	12/30/08	06/04/09	175,600.01	164,827.91 164,827.91	10,772.10 10,772.10	0.00 0.00
125004860	813.559	TEMPLETON GLOBAL BOND FUND ADVISOR CLASS CONFIRM #500091610195145 Morgan Stanley Smith Barney LLC acted as your agent in this transaction	12/30/08	06/10/09	9,608.13	9,087.45 9,087.45	520.68 520.68	0.00 0.00
125004870	503	TESCO PLC SPONSORED ADR Morgan Stanley Smith Barney LLC acted as your agent in this transaction	12/30/08	06/04/09	8,802.27	7,807.82 7,807.82	994.45 994.45	0.00 0.00
125004880	289 120 6	TESCO PLC SPONSORED ADR Morgan Stanley Smith Barney LLC acted as your agent in this transaction	12/30/08 03/05/09 03/20/09	08/04/09	5,312.84 2,206.02 110.30	4,486.00 1,542.00 82.80 4,486.00 1,542.00 82.80	826.84 664.02 27.50 826.84 664.02 27.50	0.00 0.00 0.00 0.00 0.00 0.00
125004890	54	TEVA PHARMACEUTICAL INDS LTD ADR	12/30/08	03/11/09	2,340.88	2,271.24 2,271.24	69.64 69.64	0.00 0.00

2
0
0
9

Y
E
A
R

E
N
D

S
U
M
M
A
R
Y

Corrected Copy as of 03/31/10
Ref 00009497 00245940

CITI GLOBAL IMPACT FUNDING
Account Number 692-72497-11 643

Details of Short Term Gain (Loss) 2009 - continued

Reference number	Quantity	Security Description	Opening Trade Date	Closing Trade Date	Sale Proceeds	Original Cost Adjusted Cost	Original Gain/(Loss) Adjusted Gain/(Loss)	Ordinary Income Capital Gain/(Loss)
125004900	141	TEVA PHARMACEUTICAL INDS LTD ADR	12/30/08	03/24/09	\$ 6,415 49	\$ 5,930 46	\$ 485 03	\$ 0 00
	9		03/05/09		409 50	396 81	12 69	0 00
	105		03/17/09		4,777 49	396 81	12 69	0 00
						4,742 68	34 81	0 00
						4,742 68	34 81	0 00
125004910	30	TEVA PHARMACEUTICAL INDS LTD ADR	03/17/09	06/04/09	1,436 97	1,355 05	81 92	0 00
	28	Morgan Stanley Smith Barney LLC acted as your agent in this transaction	03/20/09		1,341 17	1,355 05	81 92	0 00
						1,237 26	103 91	0 00
						1,237 26	103 91	0 00
125004920	161	TEXAS INSTRUMENTS INC	12/30/08	05/26/09	3,027 14	2,414 81	612 33	0 00
						2,414 81	612 33	0 00
125004930	170	TEXAS INSTRUMENTS INC Morgan Stanley Smith Barney LLC acted as your agent in this transaction	12/30/08	06/04/09	3,406 73	2,549 79	856 94	0 00
						2,549 79	856 94	0 00
125004940	34	TEXAS INSTRUMENTS INC Morgan Stanley Smith Barney LLC acted as your agent in this transaction	05/27/09	06/10/09	706 25	647 27	58 98	0 00
						647 27	58 98	0 00
125004950	23	THERMO FISHER SCIENTIFIC INC	12/30/08	02/06/09	918 86	768 63	150 23	0 00
						768 63	150 23	0 00
125004960	129	THERMO FISHER SCIENTIFIC INC	12/30/08	03/24/09	4,450 73	4,310 98	139 75	0 00
	14		03/05/09		483 02	4,310 98	139 75	0 00
	82		03/20/09		2,829 15	480 28	2 74	0 00
						480 28	2 74	0 00
						2,748 56	80 59	0 00
						2,748 56	80 59	0 00
125004970	309	THOMAS & BETTS CORP	12/30/08	03/23/09	7,513 90	7,056 29	457 61	0 00
						7,056 29	457 61	0 00
125004980	1884	TIME WARNER INC REVSPLT 03/27/09 887317105000	12/30/08	03/27/09	4 13	4 24	(11)	0 00
	0368		03/05/09		81	4 24	(11)	0 00
	1081		03/20/09		2 37	59	22	0 00
						59	22	0 00
						1 93	44	0 00
						1 93	44	0 00

2
0
0
9

Y
E
A
R

E
N
D

S
U
M
M
A
R
Y

Corrected Copy as of 03/31/10
Ref 00009497 00245941

CITI GLOBAL IMPACT FUNDING
Account Number 692-72497-11 643

Details of Short Term Gain (Loss) 2009 - continued

Reference number	Quantity	Security Description	Opening Trade Date	Closing Trade Date	Sale Proceeds	Original Cost Adjusted Cost	Original Gain/(Loss) Adjusted Gain/(Loss)	Ordinary Income Capital Gain/(Loss)
125004990	187 145	TIME WARNER INC Morgan Stanley Smi th Barney LLC acted as yo ur agent in this transa	12/30/08	06/04/09	4,575.78	4,217.89	357.89	0.00
	74 9631		03/05/09		1,832.88	1,194.23	638.65	0.00
	219 8919		03/20/09		5,376.46	3,924.76	1,451.70	0.00
						3,924.76	1,451.70	0.00
125005000	196	TIME WARNER INC Morgan Stanley Smi th Barney LLC acted as yo ur agent in this transa	12/30/08	06/04/09	4,786.60	4,417.46	369.14	0.00
						4,417.46	369.14	0.00
125005010	1517	TIME WARNER CABLE INC CASH IN LIEU OF 26845	12/30/08	03/27/09	4.15	4.49	(.34)	0.00
	0297	RECORD 03/12/09 PAY 03/27/09	03/05/09		.81	.62	.19	0.00
	087		03/20/09		2.38	.82	.19	0.00
						2.04	.34	0.00
125005020	96 0688	TIME WARNER CABLE INC	12/30/08	04/01/09	2,354.71	2,842.12	(487.41)	0.00
	18 7961		03/05/09		460.71	393.06	67.65	0.00
	55 1351		03/20/09		1,351.40	393.06	67.65	0.00
						1,291.74	59.66	0.00
125005030	47	TOTAL S A SPONS ADR Morgan Stanley Smi th Barney LLC acted as yo ur agent in this transa	12/30/08	06/04/09	2,750.45	2,580.77	169.68	0.00
						2,580.77	169.68	0.00
125005040	27	TOYOTA MOTOR CORP ADR NEW Morgan Stanley Smi th Barney LLC acted as yo ur agent in this transa	12/30/08	06/04/09	2,150.60	1,729.11	421.49	0.00
						1,729.11	421.49	0.00
125005050	106	TURKCELL ILETISM HIZMET ADR Morgan Stanley Smi th Barney LLC acted as yo	12/30/08	06/04/09	1,379.29	1,468.74	(89.45)	0.00
						1,468.74	(89.45)	0.00
125005060	271	UNILEVER PLC SPONS ADR NEW	12/30/08	03/19/09	4,935.83	6,194.14	(1,258.31)	0.00
						6,194.14	(1,258.31)	0.00

2
0
0
9

Y
E
A
R

E
N
D

S
U
M
M
A
R
Y

CITI GLOBAL IMPACT FUNDING
Account Number 692-72497-11 643

Details of Short Term Gain (Loss) 2009 *continued*

Reference number	Quantity	Security Description	Opening Trade Date	Closing Trade Date	Sale Proceeds	Original Cost Adjusted Cost	Original Gain/(Loss) Adjusted Gain/(Loss)	Ordinary Income Capital Gain/(Loss)
125005070	139	UNILEVER PLC SPONS ADR NEW Morgan Stanley Smi th Barney LLC acted as yo ur agent in this transa	12/30/08	06/04/09	\$ 3,399.89	\$ 3,177.07 \$ 3,177.07	\$ 222.82 \$ 222.82	\$ 0.00 \$ 0.00
125005080	9	UNILEVER PLC SPONS ADR NEW Morgan Stanley Smi	12/30/08	06/10/09	219.14	205.71	13.43	0.00
	20	th Barney LLC acted as yo ur agent in this transa	03/05/09		486.99	354.78 354.78	132.21 132.21	0.00 0.00
125005090	218	UNILEVER NV NY SHS-NEW Morgan Stanley Smi th Barney LLC acted as yo ur agent in this transa	12/30/08	06/04/09	5,428.13	5,336.10 5,336.10	92.03 92.03	0.00 0.00
125005100	28	UNILEVER NV NY SHS-NEW Morgan Stanley Smi th Barney LLC acted as yo ur agent in this transa	12/30/08	06/10/09	694.10	685.37 685.37	8.73 8.73	0.00 0.00
125005110	102	UNION PACIFIC CORP Morgan Stanley Smi th Barney LLC acted as yo ur agent in this transa	03/03/09	06/04/09	5,444.62	3,712.57 3,712.57	1,732.05 1,732.05	0.00 0.00
125005120	14	UNION PACIFIC CORP Morgan Stanley Smi th Barney LLC acted as yo ur agent in this transa	03/20/09	06/10/09	741.76	544.74 544.74	197.02 197.02	0.00 0.00
125005130	26	UNION PACIFIC CORP Morgan Stanley Smi th Barney LLC acted as yo ur agent in this transa	03/03/09	08/24/09	1,587.44	946.34 946.34	641.10 641.10	0.00 0.00
125005140	56	UNION PACIFIC CORP Morgan Stanley Smith Barney LLC	03/03/09	10/07/09	3,271.33	2,038.27 2,038.27	1,233.06 1,233.06	0.00 0.00
	13	acted as your agent	03/05/09		759.42	455.60 455.60	303.82 303.82	0.00 0.00
	79	in this transaction	03/20/09		4,614.90	3,073.89 3,073.89	1,541.01 1,541.01	0.00 0.00
125005150	20,000	US TSY INFLATION INDEX NTS CPI U NON-SEASONALLY ADJ DTD 07/15/2002 DUE 07/15/2012 RATE 3.000	12/31/08	06/05/09	25,261.32	23,601.60 23,601.60	1,659.72 1,659.72	53.44 1,606.28

2
0
0
9

Y
E
A
R

E
N
D

S
U
M
M
A
R
Y

Corrected Copy as of 03/31/10
Ref 00009497 00245943

CITI GLOBAL IMPACT FUNDING
Account Number 692-72497-11 643

Details of Short Term Gain (Loss) 2009 - continued

Reference number	Quantity	Security Description	Opening Trade Date	Closing Trade Date	Sale Proceeds	Original Cost Adjusted Cost	Original Gain/(Loss) Adjusted Gain/(Loss)	Ordinary Income Capital Gain/(Loss)
125005160	100,000	US TSY INFLATION INDEX NTS CPI U NON-SEASONALLY ADJ DTD 10/15/2004 DUE 04/15/2010 RATE 0 875	12/31/08	03/30/09	\$ 110,897 86	\$ 107,572 52 \$ 107,572 62	\$ 3,325 34 \$ 3,325.34	\$ 1,191 99 \$ 2,133 35
125005170	25,000	US TSY INFLATION INDEX NTS CPI U NON-SEASONALLY ADJ DTD 04/15/2006 DUE 04/15/2011 RATE 2 375	03/30/09	06/05/09	27,709 62	27,284 41 27,435 42	425 21 274 20	0 00 274 20
125005180	38	UNITED TECHNOLOGIES CORP	12/30/08	02/06/09	1,862 47	1,995 00 1,995 00	(132 53) (132 53)	0 00 0 00
125005190	232	UNITED TECHNOLOGIES CORP	12/30/08	03/24/09	10,089 99	12,179 97 12,179 97	(2,089 98) (2,089 98)	0 00 0 00
125005200	43	UNITED TECHNOLOGIES CORP	12/30/08	06/19/09	2,259 00	2,257 50 2,267 50	1 50 1 50	0 00 0 00
	40		03/05/09		2 101 39	1,514 34 1,514 34	587 05 587 05	0 00 0 00
	169		03/20/09		8,878 38	6,882 69 6,882.69	1,995 69 1,995 69	0 00 0 00
125005210	95	UNIVERSAL HEALTH SERVICES INC CLASS B Morgan Stanley Smi th Barney LLC acted as yo	03/23/09	06/02/09	5,280 10	3,414 74 3,414 74	1,865 36 1,865 36	0 00 0 00
125005220	39	UNIVERSAL HEALTH SERVICES INC CLASS B Morgan Stanley Smi th Barney LLC acted as yo	03/23/09	06/04/09	2,090 34	1,401 84 1,401 84	688 50 688 50	0 00 0 00
125005230	146	UNIVERSAL HEALTH SERVICES INC CLASS B	03/23/09	11/02/09	8,307 22	5,247 91 5,247 91	3,059 31 3,059 31	0 00 0 00
	27	MorganStanley SmithBarney LLC acted as your agent	03/23/09		1,536.27	970 50 970.50	565 77 565 77	0 00 0 00
125005240	99	UPM KYMMENE CORP SPN ADR	12/30/08	04/23/09	784 79	1,257 30 1,257 30	(472 51) (472 51)	0 00 0 00
	144		03/20/09		1,141 52	943 20 943 20	198 32 198.32	0 00 0 00
125005250	7,702	VANGUARD BD INDEX FD INC TOTAL BD MARKET ETF Morgan Stanley Smi th Barney LLC acted as yo	12/30/08	06/04/09	591,580 80	605,737 65 605,737 65	(14,156 85) (14,156 85)	0 00 0 00

2
0
0
9
Y
E
A
R
E
N
D
S
U
M
M
A
R
Y

CITI GLOBAL IMPACT FUNDING
Account Number 692-72497-11 643

Details of Short Term Gain (Loss) 2009 - continued

Reference number	Quantity	Security Description	Opening Trade Date	Closing Trade Date	Sale Proceeds	Original Cost Adjusted Cost	Original Gain/(Loss) Adjusted Gain/(Loss)	Ordinary Income Capital Gain/(Loss)
125005260	416	VANGUARD BD INDEX FD INC TOTAL BD MARKET ETF Morgan Stanley Smi th Barney LLC acted as yo	12/30/08	06/10/09	\$ 31,659 78	\$ 32,717 07 \$ 32,717 07	(\$ 1,057 29) (\$ 1,057.29)	\$ 0 00 \$ 0 00
125005270	112	VARIAN MEDICAL SYSTEMS INC Morgan Stanley Smi th Barney LLC acted as yo ur agent in this transa	12/30/08	06/04/09	4,094 83	3,850 11 3,850 11	244 72 244 72	0 00 0 00
125005280	20	VARIAN MEDICAL SYSTEMS INC Morgan Stanley Smi th Barney LLC acted as yo ur agent in this transa	12/30/08	06/10/09	738 74	687 52 687 52	51 22 51 22	0 00 0 00
125005290	71	VARIAN MEDICAL SYSTEMS INC Morgan Stanley Smi th Barney LLC acted as yo ur agent in this transa	12/30/08	07/20/09	2,348 10	2,440 70 2,440 70	(92 60) (92 60)	0 00 0 00
	37		03/05/09		1,223 66	1,033 67 1,033 67	189 99 189 99	0 00 0 00
	58		03/20/09		1,918 17	1,683 57 1,683 57	234 60 234 60	0 00 0 00
125005300	93	VARIAN MEDICAL SYSTEMS INC Morgan Stanley Smi th Barney LLC acted as yo ur agent in this transa	03/20/09	07/21/09	3,151 49	2,699 51 2,699 51	451.98 451 98	0 00 0 00
125005310	257	VANGUARD GROWTH ETF Morgan Stanley Smi th Barney LLC acted as yo	03/24/09	06/03/09	11,193 19	9,818 76 9,818 76	1,374.43 1,374 43	0 00 0 00
125005320	3,018	VANGUARD GROWTH ETF Morgan Stanley Smi th Barney LLC acted as yo	03/24/09	06/04/09	132,830 83	115,303 59 115,303 59	17,527 24 17,527 24	0 00 0 00
125005330	266	VANGUARD GROWTH ETF Morgan Stanley Smi th Barney LLC acted as yo	03/24/09	06/10/09	11,662 42	10,162 61 10,162 61	1,499 81 1,499 81	0 00 0 00
125005340	726	VANGUARD VALUE ETF Morgan Stanley Smi th Barney LLC acted as yo ur agent in this transa	12/22/08	06/03/09	29,166 04	29,330 40 29,330 40	(144 36) (144 36)	0 00 0 00

2
0
0
9
Y
E
A
R
E
N
D
S
U
M
M
A
R
Y

CITI GLOBAL IMPACT FUNDING
Account Number 692-72497-11 643

Details of Short Term Gain (Loss) 2009 *continued*

Reference number	Quantity	Security Description	Opening Trade Date	Closing Trade Date	Sale Proceeds	Original Cost Adjusted Cost	Original Gain/(Loss) Adjusted Gain/(Loss)	Ordinary Income Capital Gain/(Loss)
125005350	3,312	VANGUARD VALUE ETF Morgan Stanley Smi th Barney LLC acted as yo ur agent in this transa	12/22/08	06/04/09	\$ 135,471 22	\$ 133,804 80 \$ 133,804 80	\$ 1,666 42 \$ 1,666 42	\$ 0 00 \$ 0 00
125005360	304	VANGUARD VALUE ETF Morgan Stanley Smi th Barney LLC acted as yo ur agent in this transa	12/22/08	06/10/09	12,327 61	12,281 60 12,281.60	46 01 46 01	0 00 0 00
125005370	66	VESTAS WIND SYS A/S UTD KINGD-DKK UNSPONS ADR Morgan Stanley Smi th Barney LLC acted as yo	12/30/08	06/04/09	1,574 05	1,273 99 1,273 99	300 06 300 06	0 00 0 00
	20		03/05/09		476 99	267.00 267 00	209 99 209 99	0 00 0 00
125005380	170	VINCI S A ADR Morgan Stanley Smi th Barney LLC acted as yo ur agent in this transa	12/30/08	06/04/09	2,031 44	1,810 48 1,810 48	220 96 220 96	0 00 0 00
125005390	14	VINCI S A ADR Morgan Stanley Smi th Barney LLC acted as yo ur agent in this transa	12/30/08	06/10/09	163 24	149 10 149 10	14 14 14.14	0 00 0 00
	45		03/20/09		524 68	436 50 436 50	88 18 88 18	0 00 0 00
125005400	77	VIVENDI SA SPONSORED ADR FRANCE Morgan Stanley Smi th Barney LLC acted as yo	01/14/09	06/04/09	2,028 89	2,109 80 2,109 80	(80 91) (80 91)	0 00 0 00
125005410	165	VODAFONE GROUP PLC SPONS ADR NEW	12/30/08	05/26/09	3,095 72	3,228 97 3,228 97	(133 25) (133 25)	0 00 0 00
125005420	223	VODAFONE GROUP PLC SPONS ADR NEW Morgan Stanley Smi th Barney LLC acted as yo	12/30/08	06/04/09	4,069 64	4,364 00 4,364 00	(294 36) (294 36)	0 00 0 00
125005430	38	VODAFONE GROUP PLC SPONS ADR NEW Morgan Stanley Smi th Barney LLC acted as yo	12/30/08	06/10/09	692 35	743 64 743 64	(51 29) (51.29)	0 00 0 00
125005440	117	WPP PLC ADR Morgan Stanley Smi th Barney LLC acted as yo ur agent in this transa	12/30/08	06/04/09	4,094 90	3,361 26 3,361 26	733 64 733 64	0 00 0 00

2
0
0
9

Y
E
A
R

E
N
D

S
U
M
M
A
R
Y

CITI GLOBAL IMPACT FUNDING
Account Number 692-72497-11 643

Details of Short-Term Gain (Loss) 2009 - continued

Reference number	Quantity	Security Description	Opening Trade Date	Closing Trade Date	Sale Proceeds	Original Cost Adjusted Cost	Original Gain/(Loss) Adjusted Gain/(Loss)	Ordinary Income Capital Gain/(Loss)
125005450	21	WPP PLC ADR Morgan Stanley Smith Barney LLC acted as your agent in this transaction	03/20/09	06/10/09	\$ 740 65	\$ 603 69 \$ 603.69	\$ 136 96 \$ 136.96	\$ 0 00 \$ 0.00
125005460	118	WAL-MART DE MEXICO SA DE CV SPON ADR Morgan Stanley Smith Barney LLC acted as your agent in this transaction	12/30/08	06/04/09	3,433 71	3,201 33 3,201.33	232 38 232.38	0 00 0.00
125005470	25	WAL-MART DE MEXICO SA DE CV SPON ADR Morgan Stanley Smith Barney LLC acted as your agent in this transaction	12/30/08	06/10/09	720 23	678 25 678.25	41 98 41.98	0 00 0.00
125005480	55	WAL-MART STORES INC Morgan Stanley Smith Barney LLC acted as your agent in this transaction	12/30/08	06/04/09	2,784 68	3,002 94 3,002.94	(218 26) (218.26)	0 00 0.00
125005490	73 9 94 19	WAL-MART STORES INC Morgan Stanley Smith Barney LLC acted as your agent in this transaction	12/30/08 03/05/09 03/20/09 05/27/09	07/13/09	3,489 46 430 21 4,493 28 908 22	3,985 73 3,985.73 446 29 446.29 4,669 81 4,669.81 937 00 937.00	(496 27) (496.27) (16 08) (16.08) (176 53) (176.53) (28 78) (28.78)	0 00 0.00 0 00 0.00 0 00 0.00 0 00 0.00
125005500	57	WELLPOINT INC Morgan Stanley Smith Barney LLC acted as your agent in this transaction	05/29/09	06/04/09	2,727 51	2,613 87 2,613.87	113 64 113.64	0 00 0.00
125005510	114	WESTERN DIGITAL CORP Morgan Stanley Smith Barney LLC acted as your agent in this transaction	04/09/09	06/04/09	2,753 05	2,515 44 2,515.44	237 61 237.61	0 00 0.00
125005520	205 14	XTO ENERGY INC	12/30/08 03/05/09	03/11/09	6,181 49 422 15	7,089 21 7,089.21 439 82 439.82	(907 72) (907.72) (17 67) (17.67)	0.00 0.00 0 00 0.00

2
0
0
9

Y
E
A
R

E
N
D

S
U
M
M
A
R
Y

CITI GLOBAL IMPACT FUNDING
Account Number 692-72497-11 643

Details of Short Term Gain (Loss) 2009: continued

Reference number	Quantity	Security Description	Opening Trade Date	Closing Trade Date	Sale Proceeds	Original Cost Adjusted Cost	Original Gain/(Loss) Adjusted Gain/(Loss)	Ordinary Income Capital Gain/(Loss)
125005530	228	YUM BRANDS INC	12/30/08	04/09/09	\$ 6,888 25	\$ 6,957 99	(\$ 69 74)	\$ 0 00
	42		03/05/09		1,268 89	1,041 60	227 29	0 00
	138		03/20/09		4,169 20	3,687 22	481 98	0 00
						3,887 22	481 98	0 00
125005540	189	ZIONS BANCORP	12/30/08	03/23/09	2,043 90	4,297 16	(2,253 26)	0 00
						4,297 16	(2,253 26)	0 00
125005550	156	ZIONS BANCORP	12/30/08	06/10/09	2,198 29	3,546 86	(1,348 57)	0 00
	36	Morgan Stanley Smith Barney LLC acted as your agent in this transaction	03/20/09		507 30	360 22	147 08	0 00
						360 22	147 08	0 00
Total					\$ 4,772,063 10	\$ 4,560,438 76	\$ 211,624 34	\$ 1,245 43
						\$ 4,560,589 77	\$ 211,473 33	\$ 4,013 83

Details of Long Term Gain (Loss) 2009

This section shows your sales of securities during the year. The "Sale Proceeds" column excludes any accrued income you may have received. In addition, although cash in lieu less than \$20 is not included on Form 1099-B (if applicable), it is included in this section. Please note, this material is being prepared for informational purposes only and should not be used for tax preparation without the assistance of your tax advisor. For additional information regarding this section see enclosed brochure.

Reference number	Quantity	Security Description	Opening Trade Date	Closing Trade Date	Sale Proceeds	Original Cost Adjusted Cost	Original Gain/(Loss) Adjusted Gain/(Loss)	Ordinary Income Capital Gain/(Loss)
125002410	9166	RTS HSBC HOLDINGS PLC 03/31/2009 CASH IN LIEU OF 91666 RECORD 03/13/09 PAY 03/16/09	Unavailable	03/16/09	\$ 7 80			
125002750	6	RTS ING GROEP EXP 12/11/2009	Unavailable	12/23/09	14 09			
125002930	1568	RTS KB FINANCIAL GP EXP 8/21/2009 RECORD 07/27/09 PAY 07/28/09 FROM 48241A105001	Unavailable	07/28/09	2 13			

2
0
0
9
Y
E
A
R
E
N
D
S
U
M
M
A
R
Y

CITI GLOBAL IMPACT FUNDING
Account Number 692-72497-11 643

Details of Long Term Gain (Loss) 2009 - continued

Reference number	Quantity	Security Description	Opening Trade Date	Closing Trade Date	Sale Proceeds	Original Cost Adjusted Cost	Original Gain/(Loss) Adjusted Gain/(Loss)	Ordinary Income Capital Gain/(Loss)
125002940	8	RTS KB FINANCIAL GP EXP 8/21/2009 Morgan Stanley Smi th Barney LLC acted as yo	Unavailable	08/12/09	\$ 106 35			
125004280	1 0885	SBM OFFSHORE NV-EUR Morgan Stanley Smi th Barney LLC acted as yo ur agent in this transa	Unavailable	06/04/09	18 50			
125004290	0013	SBM OFFSHORE NV-EUR CASH IN LIEU OF 26094 RECORD 05/20/09 PAY 06/30/09	Unavailable	06/30/09	02			

Details of Accrued Income 2009

This section shows your accrued income paid or received as a result of purchases and sales

Reference number	Transaction Description	Trade Date	Interest Paid	Interest Received
120067800	FHLMC PL#G03432 DTD 10/01/2007 DUE 11/01/2037 RATE 5.500	03/23/09	\$ 740 92	
120068100	FHLMC PL#G03432 DTD 10/01/2007 DUE 11/01/2037 RATE 5.500	06/05/09		16 97
120068900	FNMA PL# 190391 DTD 08/01/2008 DUE 09/01/2038 RATE 6.000	12/31/08	929 51	
120069200	FNMA PL# 190391 DTD 08/01/2008 DUE 09/01/2038 RATE 6.000	04/15/09	297 67	
120069500	FNMA PL# 190391 DTD 08/01/2008 DUE 09/01/2038 RATE 6.000	06/05/09		203 71
120070100	FNMA PL# 190391 DTD 08/01/2008 DUE 09/01/2038 RATE 6.000	10/29/09	365 99	
120070200	FNMA PL# 190391 DTD 08/01/2008 DUE 09/01/2038 RATE 6.000	11/12/09	600 57	
120070500	FNMA PL#735580 DTD 05/01/2005 DUE 06/01/2035 RATE 5.000	12/30/09	79 54	
120070600	FNMA PL#745275 DTD 01/01/2006 DUE 02/01/2036 RATE 5.000	03/23/09	574 63	

2
0
0
9
Y
E
A
R
E
N
D
S
U
M
M
A
R
Y

Morgan Stanley Smith Barney Global Impact Funding Trust, Inc.						
Tax Year 2009 Summary of Grants Paid						
Month	Account #	Grants Paid				
01/31/2009	3875-7391	5,380,724 12				
02/11/2009	692-17575	832,430 32				
02/28/2009	3875-7391	6,198,160 95				
03/31/2009	3875-7391	2,895,008.14				
04/30/2009	3875-7391	1,599,261 46				
05/31/2009	3875-7391	4,304,320 82				
06/30/2009	3875-7391	12,224,663 30				
07/31/2009	3875-7391	3,248,226 55				
07/31/2009	3875-7391	10,212,211.14				
08/30/2009	3875-7391	3,942,790 11				
09/30/2009	3875-7391	2,645,229.06				
09/30/2009	692-17575	5,000,000 00				
10/31/2009	3875-7391	3,534,988 41				
11/30/2009	3875-7391	4,512,928 74				
11/30/2009	692-17575	1,000,000 00				
11/30/2009	692-17575	5,000 00				
12/31/2009	3875-7391	9,265,209 81				
12/31/2009	692-17575	1,217,573 70				
Total:		78,018,726.63				

Ref 0000810 00008822

CITI GLOBAL IMPACT

Account Number 692-17575-11 643

Details of Deposits and Withdrawals 2009 continued

Deposits - continued

Reference number	Date	Description	Amount
210010100	02/26/09	FROM 692-72496-01 TO 692-17575-01	\$ 3,319 90
210010300	02/26/09	DTC GENERIC CUSIP SUSP 0164 123456782 PER HARRY	25 00
210010500	03/03/09	FROM 692-17604-01 TO 692-17575-01	54,872 44
210010700	03/03/09	FROM 692-72496-01 TO 692-17575-01	79,091 35
210010900	03/04/09	FROM 692-17606-01 TO 692-17575-01	69,514 89
210011100	03/05/09	FROM 692-17602-01 TO 692-17575-01	20,631 04
210011300	03/05/09	FROM 692-17604-01 TO 692-17575-01	29,962 21
210011500	03/05/09	FROM 692-17606-01 TO 692-17575-01	43,160 18
210011700	03/06/09	FROM 692-17606-01 TO 692-17575-01	13,234 20
210011900	03/10/09	FROM 692-17604-01 TO 692-17575-01	210,400 37
210012100	03/10/09	FROM 692-70298-01 TO 692-17575-01	85,607 42
210012300	03/11/09	FROM 692-17602-01 TO 692-17575-01	1,500 00
210012500	03/11/09	FROM 692-17606-01 TO 692-17575-01	30,166 72
210012700	03/11/09	FROM 692-72496-01 TO 692-17575-01	15,570 16
210012900	03/12/09	FROM 692-17606-01 TO 692-17575-01	49,366 96
210013100	03/16/09	FROM 692-17602-01 TO 692-17575-01	28,925 36

Reference number	Date	Description	Amount
210010200	02/26/09	DTC GENERIC CUSIP SUSP 0164 123456782 PER HARRY	\$ 8,975 00
210010400	03/03/09	FROM 692-17602-01 TO 692-17575-01	6,065 90
210010600	03/03/09	FROM 692-17606-01 TO 692-17575-01	96,040 31
210010800	03/04/09	FROM 692-17604-01 TO 692-17575-01	86,954 40
210011000	03/04/09	FROM 692-70298-01 TO 692-17575-01	19,460 90
210011200	03/05/09	FROM 692-17604-01 TO 692-17575-01	73,200 98
210011400	03/05/09	FROM 692-17606-01 TO 692-17575-01	108,450 93
210011600	03/05/09	FROM 692-72496-01 TO 692-17575-01	139,963 15
210011800	03/10/09	FROM 692-17602-01 TO 692-17575-01	3,161 06
210012000	03/10/09	FROM 692-17606-01 TO 692-17575-01	90,044 96
210012200	03/10/09	FROM 692-72496-01 TO 692-17575-01	19,836 19
210012400	03/11/09	FROM 692-17604-01 TO 692-17575-01	72,183 12
210012600	03/11/09	FROM 692-70298-01 TO 692-17575-01	15,000 00
210012800	03/12/09	FROM 692-17602-01 TO 692-17575-01	13,039 60
210013000	03/12/09	FROM 692-72496-01 TO 692-17575-01	51,481 94
210013200	03/16/09	FROM 692-17604-01 TO 692-17575-01	53,441 17

2
0
0
9
Y
E
A
R
E
N
D
S
U
M
M
A
R
Y

Ref 00000810 00008823

CITI GLOBAL IMPACT

Account Number 692-17575-11 643

Details of Deposits and Withdrawals 2009 - continued

Deposits - continued

Reference number	Date	Description	Amount
210013300	03/16/09	FROM 692-17606-01 TO 692-17575-01	\$ 72,275 17
210013500	03/18/09	FROM 692-17602-01 TO 692-17575-01	5,467 88
210013700	03/18/09	FROM 692-17606-01 TO 692-17575-01	156,279 94
210013900	03/18/09	FROM 692-70298-01 TO 692-17575-01	2,000 00
210014100	03/23/09	FROM 692-17602-01 TO 692-17575-01	2,324 27
210014300	03/23/09	FROM 692-17606-01 TO 692-17575-01	101,642 55
210014500	03/23/09	FROM 692-72496-01 TO 692-17575-01	142,486 10
210014700	03/25/09	FROM 692-17602-01 TO 692-17575-01	36,026 10
210014900	03/25/09	FROM 692-17606-01 TO 692-17575-01	7,118 62
210015100	03/25/09	FROM 692-72496-01 TO 692-17575-01	1,646 08
210015300	04/01/09	FROM 692-17602-01 TO 692-17575-01	33,274 79
210015500	04/01/09	FROM 692-17606-01 TO 692-17575-01	56,541 50
210015700	04/01/09	FROM 692-72496-01 TO 692-17575-01	6,792 51
210015900	04/02/09	FROM 692-72496-01 TO 692-17575-01	41,048 10
210016100	04/06/09	FROM 692-17604-01 TO 692-17575-01	23,501 65
210016300	04/06/09	FROM 692-70298-01 TO 692-17575-01	11,776 34
210016500	04/13/09	FROM 692-17602-01 TO 692-17575-01	75,174 91

Reference number	Date	Description	Amount
210013400	03/16/09	FROM 692-72496-01 TO 692-17575-01	\$ 2,036 52
210013600	03/18/09	FROM 692-17604-01 TO 692-17575-01	140,215 36
210013800	03/18/09	FROM 692-17606-01 TO 692-17575-01	52 27
210014000	03/18/09	FROM 692-72496-01 TO 692-17575-01	7,928 91
210014200	03/23/09	FROM 692-17604-01 TO 692-17575-01	31,372 08
210014400	03/23/09	FROM 692-70298-01 TO 692-17575-01	20,000 00
210014600	03/24/09	DEPOSIT RECEIVED AT 00692 - LITTLE FALLS, NJ	10,000 00 <i>GENY 1-11</i>
210014800	03/25/09	FROM 692-17604-01 TO 692-17575-01	15,308 28
210015000	03/25/09	FROM 692-17606-01 TO 692-17575-01	59,834 65
210015200	03/25/09	FROM 692-72496-01 TO 692-17575-01	33,917 97
210015400	04/01/09	FROM 692-17604-01 TO 692-17575-01	69,285 92
210015600	04/01/09	FROM 692-70298-01 TO 692-17575-01	1,605 28
210015800	04/02/09	FROM 692-17602-01 TO 692-17575-01	170,468 14
210016000	04/06/09	FROM 692-17602-01 TO 692-17575-01	38,500 56
210016200	04/06/09	FROM 692-17606-01 TO 692-17575-01	154,652 23
210016400	04/06/09	FROM 692-72496-01 TO 692-17575-01	19,169.22
210016600	04/13/09	FROM 692-17604-01 TO 692-17575-01	63,956 18

2
0
0
9
Y
E
A
R
E
N
D
S
U
M
M
A
R
Y

Ref 00000810 00008833

CITI GLOBAL IMPACT

Account Number 692-17575-11 643

Details of Deposits and Withdrawals 2009 - continued

Deposits - continued

Reference number	Date	Description	Amount
210047300	10/09/09	FROM 692-72496-01 TO 692-17575-01	* 16,579 92
210047500	10/14/09	FROM 692-17604-01 TO 692-17575-01	39
210047700	10/14/09	FROM 692-17606-01 TO 692-17575-01	6,198 91
210047900	10/14/09	FROM 692-72496-01 TO 692-17575-01	11
210048100	10/16/09	FROM 692-17602-01 TO 692-17575-01	10,600 00
210048300	10/16/09	FROM 692-17606-01 TO 692-17575-01	66,308 86
210048500	10/16/09	FROM 692-72496-01 TO 692-17575-01	39,016 97
210048700	10/20/09	FROM 692-17602-01 TO 692-17575-01	2,000 00
210048900	10/20/09	FROM 692-17606-01 TO 692-17575-01	309,502 55
210049100	10/21/09	FROM 692-17604-01 TO 692-17575-01	2,743 38
210049300	10/23/09	FROM 692-17602-01 TO 692-17575-01	30,000 00
210049500	10/23/09	FROM 692-17606-01 TO 692-17575-01	229,015 77
210049700	10/23/09	FROM 692-70298-01 TO 692-17575-01	4,147 14
210049900	10/23/09	FROM 692-72496-01 TO 692-17575-01	848 47
210050100	10/26/09	FROM 692-17604-01 TO 692-17575-01	69,556 03
210050300	10/26/09	FROM 692-72496-01 TO 692-17575-01	2,200 00
210050500	10/27/09	FROM 692-17604-01 TO 692-17575-01	21,205 21

Reference number	Date	Description	Amount
210047400	10/14/09	FROM 692-17602-01 TO 692-17575-01	* 8,155 70
210047600	10/14/09	FROM 692-17604-01 TO 692-17575-01	22,927 63
210047800	10/14/09	FROM 692-17606-01 TO 692-17575-01	29,279 60
210048000	10/14/09	FROM 692-72496-01 TO 692-17575-01	7,338 07
210048200	10/16/09	FROM 692-17604-01 TO 692-17575-01	126,584 17
210048400	10/16/09	FROM 692-70298-01 TO 692-17575-01	5,000 00
210048600	10/19/09	FROM 692-17604-01 TO 692-17575-01	27,734 03
210048800	10/20/09	FROM 692-17604-01 TO 692-17575-01	215,397 45
210049000	10/20/09	FROM 692-72496-01 TO 692-17575-01	39,250 00
210049200	10/21/09	FROM 692-17606-01 TO 692-17575-01	15,520.17
210049400	10/23/09	FROM 692-17604-01 TO 692-17575-01	61,014 05
210049600	10/23/09	FROM 692-17606-01 TO 692-17575-01	151 53
210049800	10/23/09	FROM 692-72496-01 TO 692-17575-01	8,523 04
210050000	10/26/09	FROM 692-17602-01 TO 692-17575-01	6,072 64
210050200	10/26/09	FROM 692-17606-01 TO 692-17575-01	31,633 83
210050400	10/26/09	DEPOSIT RECEIVED AT 00692 - LITTLE FALLS, NJ MAKER THE NARROW ROAD	7,000.00 GFAA]
210050600	10/27/09	FROM 692-17606-01 TO 692-17575-01	22,628.97

2
0
0
9
Y
E
A
R
E
N
D
S
U
M
M
A
R
Y

Ref 00000810 00008838

CITI GLOBAL IMPACT

Account Number 692-17575-11 643

Details of Deposits and Withdrawals 2009 - continued

Withdrawals - continued

Reference number	Date	Description	Referral number	Amount
220000900	01/14/09	AUTOMATIC FUNDS TRANSFER CITIBANK DELAWARE A/C# XXXX7391		\$ 489,209 43
220001100	01/20/09	AUTOMATIC FUNDS TRANSFER CITIBANK DELAWARE A/C# XXXX7391		250 00
220001300	01/26/09	AUTOMATIC FUNDS TRANSFER CITIBANK DELAWARE A/C# XXXX7391		222,600 00
220001500	01/28/09	AUTOMATIC FUNDS TRANSFER CITIBANK DELAWARE A/C# XXXX7391		355,240 00
220001700	02/03/09	AUTOMATIC FUNDS TRANSFER CITIBANK DELAWARE A/C# XXXX7391		153,204 00
220001900	02/05/09	AUTOMATIC FUNDS TRANSFER CITIBANK DELAWARE A/C# XXXX7391		500,000 00
220002100	02/09/09	AUTOMATIC FUNDS TRANSFER CITIBANK DELAWARE A/C# XXXX7391		411,390 00
220002300	02/10/09	AUTOMATIC FUNDS TRANSFER CITIBANK DELAWARE A/C# XXXX7391		500,000 00
220002500	02/11/09	AUTOMATIC FUNDS TRANSFER CITIBANK DELAWARE A/C# XXXX7391		425,701 11
220002700	02/13/09	AUTOMATIC FUNDS TRANSFER CITIBANK DELAWARE A/C# XXXX7391		256,435 00
220002900	02/17/09	AUTOMATIC FUNDS TRANSFER CITIBANK DELAWARE A/C# XXXX7391		470,372 39

Reference number	Date	Description	Referral number	Amount
220001000	01/15/09	AUTOMATIC FUNDS TRANSFER CITIBANK DELAWARE A/C# XXXX7391		\$ 2,199 09
220001200	01/22/09	AUTOMATIC FUNDS TRANSFER CITIBANK DELAWARE A/C# XXXX7391		278,439 94
220001400	01/27/09	AUTOMATIC FUNDS TRANSFER CITIBANK DELAWARE A/C# XXXX7391		76,984 07
220001600	02/02/09	AUTOMATIC FUNDS TRANSFER CITIBANK DELAWARE A/C# XXXX7391		365,626 67
220001800	02/04/09	AUTOMATIC FUNDS TRANSFER CITIBANK DELAWARE A/C# XXXX7391		59,804 32
220002000	02/05/09	AUTOMATIC FUNDS TRANSFER CITIBANK DELAWARE A/C# XXXX7391		103,928 47
220002200	02/10/09	AUTOMATIC FUNDS TRANSFER CITIBANK DELAWARE A/C# XXXX7391		500,000 00
220002400	02/11/09	MONEY TRANSFER 02/11/09MH THRU CHARLES SCHWAB 101 MONTGO MERY ST, SAN FRANCISCO, CA 941 04 CHARITABLE GIFT ACCOUNT DONOR BRUCE MOSBACHER REFERENCE # 28801546		832,430.32 GRANT IF ID
220002600	02/13/09	AUTOMATIC FUNDS TRANSFER CITIBANK DELAWARE A/C# XXXX7391		500,000 00
220002800	02/17/09	AUTOMATIC FUNDS TRANSFER CITIBANK DELAWARE A/C# XXXX7391		500,000.00
220003000	02/19/09	AUTOMATIC FUNDS TRANSFER CITIBANK DELAWARE A/C# XXXX7391		224,250 00

2
0
0
9
Y
E
A
R
E
N
D
S
U
M
M
A
R
Y

Ref 00000810 00008843

CITI GLOBAL IMPACT

Account Number 692-17575-11 643

Details of Deposits and Withdrawals 2009 - continued

Withdrawals - continued

Reference number	Date	Description	Referral number	Amount
220012300	08/12/09	AUTOMATIC FUNDS TRANSFER CITIBANK DELAWARE A/C# XXXX7391		\$ 383,010 00
220012500	08/17/09	AUTOMATIC FUNDS TRANSFER CITIBANK DELAWARE A/C# XXXX7391		500,000 00
220012700	08/18/09	AUTOMATIC FUNDS TRANSFER CITIBANK DELAWARE A/C# XXXX7391		500,000 00
220012900	08/19/09	AUTOMATIC FUNDS TRANSFER CITIBANK DELAWARE A/C# XXXX7391		150,548 00
220013100	08/21/09	AUTOMATIC FUNDS TRANSFER CITIBANK DELAWARE A/C# XXXX7391		496,850 00
220013300	09/01/09	AUTOMATIC FUNDS TRANSFER CITIBANK DELAWARE A/C# XXXX7391		257,568 21
220013500	09/03/09	AUTOMATIC FUNDS TRANSFER CITIBANK DELAWARE A/C# XXXX7391		164,700 00
220013700	09/11/09	AUTOMATIC FUNDS TRANSFER CITIBANK DELAWARE A/C# XXXX7391		314,240 00
220013900	09/16/09	AUTOMATIC FUNDS TRANSFER CITIBANK DELAWARE A/C# XXXX7391		225,181 00
220014100	09/18/09	MONEY TRANSFER 09/18/09MH THRU KENNEBUNK SAVINGS BANK KE NNEBUNK SAVINGS BANK KENNEBUNK ME KENNEBUNKPORT CONSERVATION TRU ST, P O BOX 7004, CAPE PORPOI SE, MAINE 04014 REFERENCE # 33086952		5,000,000 00 GRANT PAID

Reference number	Date	Description	Referral number	Amount
220012400	08/17/09	AUTOMATIC FUNDS TRANSFER CITIBANK DELAWARE A/C# XXXX7391		\$ 500,000 00
220012600	08/18/09	AUTOMATIC FUNDS TRANSFER CITIBANK DELAWARE A/C# XXXX7391		500,000 00
220012800	08/19/09	AUTOMATIC FUNDS TRANSFER CITIBANK DELAWARE A/C# XXXX7391		80,585 87
220013000	08/19/09	AUTOMATIC FUNDS TRANSFER CITIBANK DELAWARE A/C# XXXX7391		34,889 07
220013200	08/28/09	AUTOMATIC FUNDS TRANSFER CITIBANK DELAWARE A/C# XXXX7391		239,667 00
220013400	09/02/09	AUTOMATIC FUNDS TRANSFER CITIBANK DELAWARE A/C# XXXX7391		90,150 00
220013600	09/10/09	AUTOMATIC FUNDS TRANSFER CITIBANK DELAWARE A/C# XXXX7391		3,508 75
220013800	09/14/09	AUTOMATIC FUNDS TRANSFER CITIBANK DELAWARE A/C# XXXX7391		169,343 38
220014000	09/17/09	AUTOMATIC FUNDS TRANSFER CITIBANK DELAWARE A/C# XXXX7391		36,796 80
220014200	09/22/09	AUTOMATIC FUNDS TRANSFER CITIBANK DELAWARE A/C# XXXX7391		433,500 00

2
0
0
9

Y
E
A
R

E
N
D

S
U
M
M
A
R
Y

Ref 00000810 00008845

CITI GLOBAL IMPACT

Account Number 692-17575-11 643

Details of Deposits and Withdrawals 2009 - continued

Withdrawals - continued

Reference number	Date	Description	Referral number	Amount
220016700	10/29/09	AUTOMATIC FUNDS TRANSFER CITIBANK DELAWARE A/C# XXXX7391		\$ 433,100.00
220016900	11/04/09	AUTOMATIC FUNDS TRANSFER CITIBANK DELAWARE A/C# XXXX7391		202,308.14
220017100	11/05/09	MONEY TRANSFER 11/05/09MH THRU PNCBANK, NATIONAL ASSOC P NCBANK, NATIONAL ASSOC PHILADE LPHIA PA GU OAU, 3300 WHITEHAVEN STREE T NW, SUITE 4000, WASHINGTON, DC 20007 REFERENCE # 34152564		5,000.00 <i>GRANT PAID</i>
220017300	11/12/09	AUTOMATIC FUNDS TRANSFER CITIBANK DELAWARE A/C# XXXX7391		119,160.00
220017500	11/13/09	AUTOMATIC FUNDS TRANSFER CITIBANK DELAWARE A/C# XXXX7391		400.00
220017700	11/17/09	AUTOMATIC FUNDS TRANSFER CITIBANK DELAWARE A/C# XXXX7391		142,873.08
220017900	11/18/09	AUTOMATIC FUNDS TRANSFER CITIBANK DELAWARE A/C# XXXX7391		500,000.00
220018100	11/19/09	AUTOMATIC FUNDS TRANSFER CITIBANK DELAWARE A/C# XXXX7391		22,109.00
220018300	11/23/09	FROM 692-17575-01 TO 692-17606-01		305.69

Reference number	Date	Description	Referral number	Amount
220016800	11/04/09	AUTOMATIC FUNDS TRANSFER CITIBANK DELAWARE A/C# XXXX7391		\$ 500,000.00
220017000	11/05/09	MONEY TRANSFER 11/05/09MH THRU BANK OF AMERICA, N A , CA BANK OF AMERICA, N A , CA SAN FRANCISCO CA MOUNT HERMON ASSOCIATION, INC . P O BOX 413, MOUNT HERMON, CA 95041 REFERENCE # 34149661		1,000,000.00 <i>SKIPPED PAID</i>
220017200	11/09/09	AUTOMATIC FUNDS TRANSFER CITIBANK DELAWARE A/C# XXXX7391		419.20
220017400	11/12/09	AUTOMATIC FUNDS TRANSFER CITIBANK DELAWARE A/C# XXXX7391		287,359.85
220017600	11/16/09	AUTOMATIC FUNDS TRANSFER CITIBANK DELAWARE A/C# XXXX7391		347,018.00
220017800	11/18/09	AUTOMATIC FUNDS TRANSFER CITIBANK DELAWARE A/C# XXXX7391		500,000.00
220018000	11/19/09	AUTOMATIC FUNDS TRANSFER CITIBANK DELAWARE A/C# XXXX7391		500,000.00
220018200	11/19/09	AUTOMATIC FUNDS TRANSFER CITIBANK DELAWARE A/C# XXXX7391		7,482.87
220018400	11/23/09	FROM 692-17575-01 TO 692-72496-01		194.31

2
0
0
9
Y
E
A
R
E
N
D
S
U
M
M
A
R
Y

Ref 00000810 00008846

CITI GLOBAL IMPACT
Account Number 692-17575-11 643

Details of Deposits and Withdrawals 2009 - continued

Withdrawals - continued

Reference number	Date	Description	Referral number	Amount
220018500	11/23/09	AUTOMATIC FUNDS TRANSFER CITIBANK DELAWARE A/C# XXXX7391		\$ 500,000 00
220018700	11/25/09	AUTOMATIC FUNDS TRANSFER CITIBANK DELAWARE A/C# XXXX7391		1,800 00
220018900	12/01/09	AUTOMATIC FUNDS TRANSFER CITIBANK DELAWARE A/C# XXXX7391		500,000 00
220019100	12/02/09	AUTOMATIC FUNDS TRANSFER CITIBANK DELAWARE A/C# XXXX7391		182,437 64
220019300	12/04/09	AUTOMATIC FUNDS TRANSFER CITIBANK DELAWARE A/C# XXXX7391		500,000 00
220019500	12/08/09	AUTOMATIC FUNDS TRANSFER CITIBANK DELAWARE A/C# XXXX7391		346,498 00
220019700	12/08/09	AUTOMATIC FUNDS TRANSFER CITIBANK DELAWARE A/C# XXXX7391		56,375 00
220019900	12/15/09	FROM 692-17575-01 TO 692-17604-01		1,000 00
220020100	12/15/09	AUTOMATIC FUNDS TRANSFER CITIBANK DELAWARE A/C# XXXX7391		277,698 00
220020300	12/17/09	AUTOMATIC FUNDS TRANSFER CITIBANK DELAWARE A/C# XXXX7391		420,700 00
220020500	12/18/09	MONEY TRANSFER 12/18/09MH THRU JPMORGAN CHASE BANK, NA J PMORGAN CHASE BANK, NA NEW YOR K NY NATIONAL FINANCIAL SERVICES, L LC, NY, NY BRAY REFERENCE # 35138796		1,243,573 70 <i>Grant</i>

Reference number	Date	Description	Referral number	Amount
220018600	11/23/09	AUTOMATIC FUNDS TRANSFER CITIBANK DELAWARE A/C# XXXX7391		\$ 287,860 00
220018800	11/27/09	AUTOMATIC FUNDS TRANSFER CITIBANK DELAWARE A/C# XXXX7391		412,504 00
220019000	12/01/09	AUTOMATIC FUNDS TRANSFER CITIBANK DELAWARE A/C# XXXX7391		500,000 00
220019200	12/04/09	AUTOMATIC FUNDS TRANSFER CITIBANK DELAWARE A/C# XXXX7391		303,278 06
220019400	12/07/09	AUTOMATIC FUNDS TRANSFER CITIBANK DELAWARE A/C# XXXX7391		268,308 95
220019600	12/08/09	AUTOMATIC FUNDS TRANSFER CITIBANK DELAWARE A/C# XXXX7391		500,000 00
220019800	12/09/09	AUTOMATIC FUNDS TRANSFER CITIBANK DELAWARE A/C# XXXX7391		497,523 78
220020000	12/15/09	FROM 692-17575-01 TO 692-72496-01		250 00
220020200	12/16/09	AUTOMATIC FUNDS TRANSFER CITIBANK DELAWARE A/C# XXXX7391		201,147 75
220020400	12/18/09	FROM 692-17575-01 TO 692-17606 01		703,138 34
220020600	12/21/09	AUTOMATIC FUNDS TRANSFER CITIBANK DELAWARE A/C# XXXX7391		67,265 50

2009 YEAR END SUMMARY

* TOTAL GRANTS PAID OUT OF ACCOUNT 692-17575-11 = 8,055,004.02

PAID & OUTSTANDING

ACCOUNT NAME - CITI GIFT

SERIAL-NUM	PAID AMOUNT	PAID DTE	OUTSTANDING AMOUNT	ISSUE DATE	ADDITIONAL DATA	CODE	PLAN	FSI
16376			1,200.00	12/19/07				
17518			2,000.00	01/16/08				
20760			400.00	06/25/08				
20803			25,000.00	06/26/08				
21127			1,000.00	07/15/07	UNIVERSITY OF MARYLAND - SCHOO			
21127			1,000.00	07/16/08				
21205			9,200.00	07/23/08				
21538			500.00	08/27/07				
21538			500.00	08/29/08				
21600			1,000.00	09/03/07				
21600			1,000.00	09/05/08				
21668			250.00	09/10/07				
21668	250.00	01/20/09		09/12/08				
21672			2,100.00	09/10/07				
21672			2,100.00	09/12/08				
21694			500.00	09/10/07				
21694			500.00	09/12/08				
21734			1,000.00	09/12/07				
21734			1,000.00	09/16/08				
21830			500.00	09/19/07				
21830			500.00	09/23/08				
21849			2,000.00	09/18/07				
21849			2,000.00	09/23/08				
21914			250.00	09/29/07				
21914			250.00	10/01/08				
21962			500.00	10/03/07				
21962			500.00	10/03/08				
22095			500.00	10/09/07				
22095			500.00	10/13/08				
22224			250.00	10/17/08				
22383			250.00	11/03/08				
22563			1,800.00	11/07/08				
22605			10,000.00	11/10/08				
22639	300.00	01/08/09		11/11/08				
22660	250.00	01/02/09		11/11/08				
22718			3,500.00	11/10/08				
22729	250.00	01/20/09		11/17/08				
22738			1,000.00	11/17/08				
22750	1,000.00	01/14/09		11/17/08				
22797			250.00	11/19/08				
22805	500.00	01/02/09		11/19/08				
22863	5,000.00	01/02/09		11/21/08				
22864	5,000.00	01/20/09		11/21/08				
22888	15,000.00	01/12/09		11/21/08				
22939	400.00	01/12/09		12/05/08				
22950	1,000.00	01/23/09		12/05/08				
22957	4,800.00	01/12/09		12/05/08				

PAID & OUTSTANDING

ACCOUNT NAME - CITI GIFT

SERIAL-NUM	PAID AMOUNT	PAID DTE	OUTSTANDING AMOUNT	ISSUE DATE	ADDITIONAL DATA	CODE	PLAN	FSI
22980			250.00	12/05/08				
22994	250.00	01/06/09		12/05/08				
22999	2,500.00	01/06/09		12/05/08				
23005			1,000.00	12/05/08				
23010	500.00	01/02/09		12/05/08				
23057	500.00	01/08/09		12/05/08				
23081	9,000.00	01/09/09		12/05/08				
23084	250.00	01/06/09		12/05/08				
23111			1,000.00	12/05/08				
23136			1,000.00	12/05/08				
23138	250.00	01/05/09		12/05/08				
23145			300.00	12/05/08				
23149	250.00	01/12/09		12/05/08				
23157	1,500.00	01/13/09		12/05/08				
23162	500.00	01/06/09		12/05/08				
23178	450.00	01/05/09		12/08/08				
23180	450.00	01/06/09		12/08/08				
23185	3,000.00	01/08/09		12/08/08				
23193	250.00	01/26/09		12/08/08				
23198	1,000.00	01/12/09		12/08/08				
23219	1,500.00	01/08/09		12/08/08				
23222	1,000.00	01/12/09		12/08/08				
23259	2,500.00	01/02/09		12/16/08				
23260	7,000.00	01/13/09		12/16/08				
23262	250.00	01/20/09		12/16/08				
23265	3,000.00	01/06/09		12/16/08				
23268	1,000.00	01/02/09		12/16/08				
23269	500.00	01/08/09		12/16/08				
23270	500.00	01/27/09		12/16/08				
23271	1,000.00	01/06/09		12/16/08				
23273	1,000.00	01/07/09		12/16/08				
23277	250.00	01/09/09		12/16/08				
23279	500.00	01/02/09		12/16/08				
23280	5,000.00	01/06/09		12/16/08				
23281	350.00	01/07/09		12/16/08				
23283	6,000.00	01/06/09		12/16/08				
23284	10,000.00	01/27/09		12/16/08				
23285	1,000.00	01/29/09		12/16/08				
23287	5,000.00	01/07/09		12/16/08				
23290	500.00	01/09/09		12/16/08				
23292	2,000.00	01/06/09		12/16/08				
23297	3,000.00	01/08/09		12/16/08				
23300	250.00	01/28/09		12/16/08				
23304	500.00	01/09/09		12/16/08				
23310	4,000.00	01/13/09		12/16/08				
23312	4,000.00	01/02/09		12/16/08				
23318	1,000.00	01/27/09		12/16/08				

PAID & OUTSTANDING

ACCOUNT NAME - CITI GIFT

SERIAL-NUM	PAID AMOUNT	PAID DTE	OUTSTANDING AMOUNT	ISSUE DATE	ADDITIONAL DATA	CODE	PLAN	FSI
23323	1,000.00	01/05/09		12/16/08				
23329			250.00	12/16/08				
23333	500.00	01/02/09		12/16/08				
23336	500.00	01/05/09		12/16/08				
23339	1,000.00	01/15/09		12/16/08				
23342	1,000.00	01/06/09		12/16/08				
23343	1,500.00	01/02/09		12/16/08				
23345	474.00	01/05/09		12/16/08				
23350	2,000.00	01/05/09		12/16/08				
23354	2,000.00	01/02/09		12/16/08				
23355	1,000.00	01/07/09		12/16/08				
23357			900.00	12/16/08				
23358			900.00	12/16/08				
23359	468.00	01/07/09		12/16/08				
23362	2,100.00	01/12/09		12/16/08				
23364	3,500.00	01/06/09		12/16/08				
23368	1,000.00	01/02/09		12/16/08				
23369	500.00	01/07/09		12/16/08				
23374	250.00	01/02/09		12/16/08				
23383	1,000.00	01/07/09		12/16/08				
23384	250.00	01/07/09		12/16/08				
23388	15,000.00	01/02/09		12/16/08				
23389	11,000.00	01/15/09		12/16/08				
23390			1,000.00	12/16/08				
23394	1,000.00	01/08/09		12/16/08				
23395	10,000.00	01/09/09		12/16/08				
23397	450.00	01/07/09		12/16/08				
23398	2,000.00	01/05/09		12/16/08				
23403	1,000.00	01/02/09		12/16/08				
23404	2,000.00	01/08/09		12/16/08				
23411	300.00	01/02/09		12/16/08				
23417	1,500.00	01/02/09		12/16/08				
23418	1,000.00	01/14/09		12/16/08				
23422	1,000.00	01/08/09		12/16/08				
23426	300.00	01/02/09		12/16/08				
23429	5,000.00	01/28/09		12/16/08				
23430	750.00	01/07/09		12/16/08				
23432	5,000.00	01/12/09		12/16/08				
23433	5,000.00	01/02/09		12/16/08				
23434	500.00	01/07/09		12/16/08				
23435	1,000.00	01/06/09		12/16/08				
23437	6,500.00	01/07/09		12/16/08				
23443	1,000.00	01/02/09		12/16/08				
23445	1,000.00	01/26/09		12/16/08				
23446			1,000.00	12/16/08				
23449	5,000.00	01/07/09		12/16/08				
23450	1,180.00	01/16/09		12/16/08				

PAID & OUTSTANDING

ACCOUNT NAME - CITI GIFT

SERIAL-NUM	PAID AMOUNT	PAID DTE	OUTSTANDING AMOUNT	ISSUE DATE	ADDITIONAL DATA	CODE	PLAN	FSI
23451	2,500.00	01/22/09		12/16/08				
23454	1,000.00	01/05/09		12/16/08				
23455	1,000.00	01/06/09		12/16/08				
23456	250.00	01/09/09		12/16/08				
23457	1,000.00	01/02/09		12/16/08				
23458	2,000.00	01/02/09		12/16/08				
23459	10,000.00	01/07/09		12/16/08				
23460	2,500.00	01/14/09		12/16/08				
23461	250.00	01/06/09		12/16/08				
23464			250.00	12/16/08				
23465	2,000.00	01/15/09		12/16/08				
23466	2,000.00	01/02/09		12/16/08				
23472	500.00	01/08/09		12/16/08				
23476	2,500.00	01/22/09		12/16/08				
23481	500.00	01/08/09		12/16/08				
23482	250.00	01/08/09		12/16/08				
23491	7,400.00	01/02/09		12/18/08				
23495	5,000.00	01/07/09		12/18/08				
23498	20,000.00	01/05/09		12/18/08				
23499	1,000.00	01/02/09		12/18/08				
23500	5,000.00	01/09/09		12/18/08				
23508	2,500.00	01/07/09		12/18/08				
23510	500.00	01/05/09		12/18/08				
23512	1,000.00	01/05/09		12/18/08				
23515	1,000.00	01/09/09		12/18/08				
23518	1,000.00	01/02/09		12/18/08				
23519	500.00	01/08/09		12/18/08				
23520	1,000.00	01/02/09		12/18/08				
23524	2,500.00	01/07/09		12/18/08				
23525	2,000.00	01/02/09		12/18/08				
23527	1,000.00	01/02/09		12/18/08				
23528	500.00	01/02/09		12/18/08				
23530	300.00	01/09/09		12/18/08				
23533	10,000.00	01/06/09		12/18/08				
23534	250.00	01/02/09		12/18/08				
23535	300.00	01/02/09		12/18/08				
23537	5,000.00	01/07/09		12/18/08				
23542			6,000.00	12/18/08				
23543	1,000.00	01/05/09		12/18/08				
23544	10,000.00	01/05/09		12/18/08				
23548	500.00	01/14/09		12/18/08				
23553	500.00	01/12/09		12/18/08				
23561	5,000.00	01/29/09		12/18/08				
23562	800.00	01/28/09		12/18/08				
23564	250.00	01/13/09		12/18/08				
23566	250.00	01/07/09		12/18/08				
23570	250.00	01/13/09		12/18/08				

PAID & OUTSTANDING

ACCOUNT NAME - CITI GIFT

SERIAL-NUM	PAID AMOUNT	PAID DTE	OUTSTANDING AMOUNT	ISSUE DATE	ADDITIONAL DATA	CODE	PLAN	FSI
23572	2,000.00	01/06/09		12/18/08				
23574	1,000.00	01/07/09		12/22/08				
23578	1,000.00	01/26/09		12/22/08				
23584	5,500.00	01/02/09		12/22/08				
23585	500.00	01/08/09		12/22/08				
23588	2,500.00	01/21/09		12/22/08				
23590	4,000.00	01/02/09		12/22/08				
23591	500.00	01/02/09		12/22/08				
23592			500 00	12/22/08				
23593	300.00	01/06/09		12/22/08				
23596	5,000.00	01/02/09		12/22/08				
23600	5,000.00	01/02/09		12/22/08				
23602	1,000.00	01/02/09		12/22/08				
23604			1,000.00	12/22/08				
23609	1,000.00	01/12/09		12/22/08				
23610	1,000.00	01/07/09		12/22/08				
23611	1,000.00	01/02/09		12/22/08				
23613	1,000.00	01/08/09		12/22/08				
23614	1,000.00	01/07/09		12/22/08				
23616	1,000.00	01/02/09		12/22/08				
23618	2,000.00	01/12/09		12/22/08				
23619	1,000.00	01/13/09		12/22/08				
23620	1,000.00	01/12/09		12/22/08				
23622	1,000.00	01/12/09		12/22/08				
23625	500.00	01/12/09		12/22/08				
23627	5,000.00	01/09/09		12/22/08				
23628	500.00	01/26/09		12/22/08				
23629	20,000.00	01/07/09		12/22/08				
23631			5,000.00	12/22/08				
23633	3,500.00	01/02/09		12/22/08				
23637	650.00	01/14/09		12/22/08				
23639	5,000.00	01/05/09		12/22/08				
23641	1,000.00	01/06/09		12/22/08				
23642	5,000.00	01/06/09		12/22/08				
23643	500.00	01/06/09		12/22/08				
23644	2,500.00	01/02/09		12/22/08				
23645	2,500.00	01/02/09		12/22/08				
23646	2,000.00	01/23/09		12/22/08				
23648	250.00	01/02/09		12/22/08				
23654	1,000.00	01/12/09		12/22/08				
23656	1,000 00	01/26/09		12/22/08				
23657	1,000.00	01/05/09		12/22/08				
23658	250.00	01/06/09		12/22/08				
23661	1,000.00	01/09/09		12/22/08				
23663	25,000 00	01/02/09		12/22/08				
23666			5,000 00	12/22/08				
23668	300.00	01/02/09		12/22/08				

PAID & OUTSTANDING

ACCOUNT NAME - CITI GIFT

SERIAL-NUM	PAID AMOUNT	PAID DTE	OUTSTANDING AMOUNT	ISSUE DATE	ADDITIONAL DATA	CODE	PLAN	FSI
23669			25,000 00	12/22/08				
23670	1,000.00	01/16/09		12/22/08				
23672	1,000.00	01/07/09		12/22/08				
23674	1,000.00	01/02/09		12/22/08				
23676	250.00	01/08/09		12/22/08				
23677	250.00	01/02/09		12/22/08				
23678	250.00	01/02/09		12/22/08				
23679	5,000 00	01/12/09		12/22/08				
23680	1,000 00	01/07/09		12/22/08				
23681	500 00	01/02/09		12/22/08				
23682	500 00	01/09/09		12/22/08				
23683	500.00	01/20/09		12/22/08				
23685	2,500.00	01/15/09		12/22/08				
23686	1,000.00	01/02/09		12/22/08				
23687	500.00	01/14/09		12/22/08				
23688	1,000 00	01/05/09		12/22/08				
23690	1,000.00	01/05/09		12/22/08				
23691	2,000.00	01/07/09		12/22/08				
23694	2,000.00	01/15/09		12/22/08				
23695	1,000.00	01/02/09		12/22/08				
23696	10,000 00	01/05/09		12/22/08				
23698	20,000.00	01/05/09		12/22/08				
23700	1,000 00	01/13/09		12/22/08				
23701	1,500.00	01/09/09		12/22/08				
23702	2,500.00	01/05/09		12/22/08				
23705	5,000.00	01/12/09		12/22/08				
23706	8,000.00	01/07/09		12/22/08				
23711	2,200.00	01/02/09		12/22/08				
23712	300.00	01/05/09		12/22/08				
23713	500.00	01/02/09		12/22/08				
23714	500.00	01/13/09		12/22/08				
23715	1,000 00	01/08/09		12/22/08				
23716	1,000 00	01/02/09		12/22/08				
23718	1,000 00	01/02/09		12/22/08				
23721	2,500.00	01/06/09		12/22/08				
23722	2,000.00	01/07/09		12/26/08				
23723	1,000.00	01/07/09		12/26/08				
23724	1,000.00	01/09/09		12/26/08				
23725	2,500.00	01/13/09		12/26/08				
23726	1,500 00	01/08/09		12/26/08				
23727	250 00	01/02/09		12/26/08				
23728	1,000.00	01/21/09		12/26/08				
23729	1,000.00	01/20/09		12/26/08				
23730	250 00	01/07/09		12/26/08				
23731	250 00	01/05/09		12/26/08				
23732	250 00	01/07/09		12/26/08				
23733			250.00	12/26/08				

PAID & OUTSTANDING

ACCOUNT NAME - CITI GIFT

SERIAL-NUM	PAID AMOUNT	PAID DTE	OUTSTANDING AMOUNT	ISSUE DATE	ADDITIONAL DATA	CODE	PLAN	FSI
23734	1,000.00	01/15/09		12/26/08				
23735	1,000.00	01/07/09		12/26/08				
23736	250.00	01/07/09		12/26/08				
23737	500.00	01/05/09		12/26/08				
23738	5,000.00	01/07/09		12/26/08				
23739	250.00	01/09/09		12/26/08				
23740	50,000.00	01/09/09		12/26/08				
23741	1,000.00	01/06/09		12/26/08				
23742	3,000.00	01/16/09		12/26/08				
23743	1,500.00	01/07/09		12/26/08				
23744	25,000.00	01/06/09		12/26/08				
23745	25,000.00	01/07/09		12/26/08				
23746	50,000.00	01/07/09		12/26/08				
23747	500.00	01/07/09		12/26/08				
23748	2,000.00	01/05/09		12/26/08				
23749	1,500.00	01/07/09		12/26/08				
23750	250.00	01/12/09		12/26/08				
23751	10,000.00	01/12/09		12/26/08				
23752	500.00	01/02/09		12/26/08				
23753	250.00	01/08/09		12/26/08				
23754	250.00	01/12/09		12/26/08				
23755	250.00	01/07/09		12/26/08				
23756	250.00	01/08/09		12/26/08				
23757	500.00	01/06/09		12/26/08				
23758	1,000.00	01/08/09		12/26/08				
23759	2,500.00	01/07/09		12/26/08				
23760	3,000.00	01/07/09		12/26/08				
23761	1,000.00	01/09/09		12/26/08				
23762	7,000.00	01/09/09		12/26/08				
23763	250.00	01/15/09		12/26/08				
23764	5,000.00	01/02/09		12/26/08				
23765	2,500.00	01/15/09		12/26/08				
23766			5,000.00	12/26/08				
23767			5,000.00	12/26/08				
23768	2,500.00	01/16/09		12/26/08				
23769	5,000.00	01/15/09		12/26/08				
23770	5,000.00	01/21/09		12/26/08				
23771	2,500.00	01/21/09		12/26/08				
23772	2,500.00	01/16/09		12/26/08				
23773	1,500.00	01/08/09		12/26/08				
23774	500.00	01/06/09		12/26/08				
23775	2,000.00	01/15/09		12/26/08				
23776	500.00	01/09/09		12/26/08				
23777	300.00	01/05/09		12/26/08				
23778	10,000.00	01/08/09		12/26/08				
23779	5,000.00	01/07/09		12/26/08				
23780	1,000.00	01/07/09		12/26/08				

PAID & OUTSTANDING

ACCOUNT NAME - CITI GIFT

SERIAL-NUM	PAID AMOUNT	PAID DTE	OUTSTANDING AMOUNT	ISSUE DATE	ADDITIONAL DATA	CODE	PLAN	FSI
23781	5,000.00	01/16/09		12/26/08				
23782	1,000.00	01/08/09		12/26/08				
23783	10,000.00	01/09/09		12/26/08				
23784	10,000.00	01/12/09		12/26/08				
23785	2,000.00	01/12/09		12/26/08				
23786	7,000.00	01/06/09		12/26/08				
23787	500.00	01/09/09		12/26/08				
23788	1,000.00	01/08/09		12/26/08				
23789	1,000.00	01/08/09		12/26/08				
23790	2,750.00	01/08/09		12/26/08				
23791	2,000.00	01/06/09		12/26/08				
23792	500.00	01/13/09		12/26/08				
23793	5,000.00	01/07/09		12/26/08				
23794	5,000.00	01/09/09		12/26/08				
23795	1,000.00	01/12/09		12/26/08				
23796	12,000.00	01/12/09		12/26/08				
23797	2,500.00	01/07/09		12/26/08				
23798	2,500.00	01/08/09		12/26/08				
23799	250.00	01/12/09		12/26/08				
23800	250.00	01/08/09		12/26/08				
23801	250.00	01/28/09		12/26/08				
23802	5,000.00	01/12/09		12/26/08				
23803	250.00	01/09/09		12/26/08				
23804	2,500.00	01/07/09		12/26/08				
23805	1,000.00	01/14/09		12/26/08				
23806	500.00	01/12/09		12/26/08				
23807	1,000.00	01/12/09		12/26/08				
23808	500.00	01/13/09		12/26/08				
23809	1,000.00	01/05/09		12/26/08				
23810	1,000.00	01/08/09		12/26/08				
23811	1,000.00	01/08/09		12/26/08				
23812	3,750.00	01/07/09		12/26/08				
23813	25,000.00	01/13/09		12/26/08				
23814	10,000.00	01/12/09		12/26/08				
23815	250.00	01/14/09		12/26/08				
23816	1,000.00	01/14/09		12/26/08				
23817	500.00	01/14/09		12/26/08				
23818	500.00	01/13/09		12/26/08				
23819	10,000.00	01/14/09		12/26/08				
23820	10,000.00	01/16/09		12/26/08				
23821	1,000.00	01/22/09		12/26/08				
23822	3,000.00	01/07/09		12/26/08				
23823	500.00	01/12/09		12/26/08				
23824	1,000.00	01/06/09		12/26/08				
23825	1,000.00	01/08/09		12/26/08				
23826	1,000.00	01/20/09		12/26/08				
23827	46,245.42	01/06/09		12/29/08				

PAID & OUTSTANDING

ACCOUNT NAME - CITI GIFT

SERIAL-NUM	PAID AMOUNT	PAID DTE	OUTSTANDING AMOUNT	ISSUE DATE	ADDITIONAL DATA	CODE	PLAN	FSI
23828	1,000.00	01/21/09		01/05/09				
23829	1,000.00	01/20/09		01/05/09				
23830	250.00	01/23/09		01/05/09				
23831	250.00	01/21/09		01/05/09				
23832	1,000.00	01/14/09		01/05/09				
23833	250.00	01/30/09		01/05/09				
23834	500.00	01/29/09		01/05/09				
23835	500.00	01/13/09		01/05/09				
23836	1,000.00	01/26/09		01/05/09				
23837			500.00	01/05/09				
23838	500.00	01/15/09		01/05/09				
23839	1,500.00	01/13/09		01/05/09				
23840	5,000.00	01/29/09		01/05/09				
23841	750.00	01/26/09		01/05/09				
23842	1,200.00	01/14/09		01/05/09				
23843	50,000.00	01/20/09		01/05/09				
23844	1,000.00	01/16/09		01/05/09				
23845			1,000.00	01/05/09				
23846	1,000.00	01/21/09		01/05/09				
23847	500.00	01/14/09		01/05/09				
23848	500.00	01/14/09		01/05/09				
23849	1,000.00	01/14/09		01/05/09				
23850			5,000.00	01/05/09				
23851	1,000.00	01/14/09		01/05/09				
23852	1,000.00	01/15/09		01/05/09				
23853	500.00	01/28/09		01/05/09				
23854	250.00	01/13/09		01/05/09				
23855	10,000.00	01/23/09		01/05/09				
23856	250.00	01/26/09		01/05/09				
23857	250.00	01/13/09		01/05/09				
23858	1,000.00	01/15/09		01/05/09				
23859			500.00	01/05/09				
23860	900.00	01/20/09		01/05/09				
23861	10,000.00	01/14/09		01/05/09				
23862	20,000.00	01/16/09		01/05/09				
23863	25,000.00	01/21/09		01/05/09				
23864			250.00	01/05/09				
23865	7,500.00	01/21/09		01/05/09				
23866	1,000.00	01/20/09		01/05/09				
23867	5,000.00	01/15/09		01/05/09				
23868	10,000.00	01/23/09		01/05/09				
23869	10,000.00	01/14/09		01/05/09				
23870	250.00	01/16/09		01/05/09				
23871	1,000.00	01/26/09		01/05/09				
23872	5,000.00	01/16/09		01/05/09				
23873	250.00	01/15/09		01/05/09				
23874	400.00	01/16/09		01/05/09				

PAID & OUTSTANDING

ACCOUNT NAME - CITI GIFT

SERIAL-NUM	PAID AMOUNT	PAID DTE	OUTSTANDING AMOUNT	ISSUE DATE	ADDITIONAL DATA	CODE	PLAN	FSI
23875	500.00	01/20/09		01/05/09				
23876			500.00	01/05/09				
23877			1,000.00	01/05/09				
23878	250.00	01/14/09		01/05/09				
23879			250.00	01/05/09				
23880	100,000.00	01/26/09		01/05/09				
23881	250,000.00	01/23/09		01/05/09				
23882	2,000.00	01/26/09		01/05/09				
23883	3,000.00	01/20/09		01/05/09				
23884	1,000.00	01/16/09		01/05/09				
23885	250.00	01/22/09		01/05/09				
23886	1,500.00	01/14/09		01/05/09				
23887			20,000.00	01/05/09				
23888			500.00	01/05/09				
23889	5,242.22	01/15/09		01/05/09				
23890			1,000.00	01/05/09				
23891	2,000.00	01/15/09		01/05/09				
23892	16,000.00	01/13/09		01/05/09				
23893	500.00	01/16/09		01/05/09				
23894	250.00	01/26/09		01/05/09				
23895			250.00	01/05/09				
23896	500.00	01/14/09		01/05/09				
23897	500.00	01/26/09		01/05/09				
23898	10,000.00	01/20/09		01/05/09				
23899	10,000.00	01/20/09		01/05/09				
23900			10,000.00	01/05/09				
23901	5,000.00	01/16/09		01/05/09				
23902	5,000.00	01/15/09		01/05/09				
23903	8,700.00	01/16/09		01/05/09				
23904	1,000.00	01/22/09		01/05/09				
23905			500.00	01/05/09				
23906	10,000.00	01/21/09		01/05/09				
23907	2,500.00	01/15/09		01/05/09				
23908	10,000.00	01/23/09		01/05/09				
23909			5,000.00	01/05/09				
23910	3,000.00	01/15/09		01/05/09				
23911	3,000.00	01/26/09		01/05/09				
23912	3,000.00	01/22/09		01/05/09				
23913	1,000.00	01/13/09		01/05/09				
23914	250.00	01/21/09		01/05/09				
23915	1,000.00	01/26/09		01/05/09				
23916			250.00	01/05/09				
23917	1,000.00	01/13/09		01/05/09				
23918	1,000.00	01/13/09		01/05/09				
23919	250.00	01/14/09		01/05/09				
23920	250.00	01/15/09		01/05/09				
23921	250.00	01/15/09		01/05/09				

PAID & OUTSTANDING

ACCOUNT NAME - CITI GIFT

SERIAL-NUM	PAID AMOUNT	PAID DTE	OUTSTANDING AMOUNT	ISSUE DATE	ADDITIONAL DATA	CODE	PLAN	FSI
23922	250.00	01/26/09		01/05/09				
23923	4,000.00	01/21/09		01/05/09				
23924	1,050,000.00	01/09/09		01/05/09				
23925	33,000.00	01/23/09		01/05/09				
23926			100,000.00	01/05/09				
23927	100,000.00	01/14/09		01/05/09				
23928	10,000.00	01/14/09		01/05/09				
23929	60,000.00	01/27/09		01/05/09				
23930			30,000.00	01/05/09				
23931	45,000.00	01/22/09		01/05/09				
23932	40,000.00	01/28/09		01/05/09				
23933	6,000.00	01/13/09		01/05/09				
23934	1,500.00	01/21/09		01/05/09				
23935	1,000.00	01/26/09		01/05/09				
23936	1,000.00	01/14/09		01/05/09				
23937	1,000.00	01/21/09		01/05/09				
23938	1,000.00	01/20/09		01/05/09				
23939	5,000.00	01/26/09		01/05/09				
23940	250.00	01/20/09		01/05/09				
23941	500.00	01/13/09		01/05/09				
23942	25,000.00	01/27/09		01/05/09				
23943	5,000.00	01/21/09		01/05/09				
23944	1,000.00	01/16/09		01/05/09				
23945	5,000.00	01/20/09		01/05/09				
23946	500.00	01/13/09		01/05/09				
23947	500.00	01/21/09		01/05/09				
23948	250.00	01/13/09		01/05/09				
23949	2,000.00	01/21/09		01/05/09				
23950	3,000.00	01/26/09		01/05/09				
23951	1,000.00	01/20/09		01/05/09				
23952	2,000.00	01/14/09		01/05/09				
23953			5,000.00	01/05/09				
23954	2,000.00	01/14/09		01/05/09				
23955	1,000.00	01/26/09		01/05/09				
23956			3,000.00	01/05/09				
23957	250.00	01/15/09		01/05/09				
23958	1,000.00	01/20/09		01/05/09				
23959	5,000.00	01/26/09		01/05/09				
23960	250.00	01/16/09		01/05/09				
23961	500.00	01/14/09		01/05/09				
23962	250.00	01/16/09		01/05/09				
23963	250.00	01/13/09		01/05/09				
23964	250.00	01/14/09		01/05/09				
23965			1,000.00	01/05/09				
23966	5,000.00	01/14/09		01/05/09				
23967	5,000.00	01/13/09		01/05/09				
23968	250.00	01/21/09		01/05/09				

PAID & OUTSTANDING

ACCOUNT NAME - CITI GIFT

SERIAL-NUM	PAID AMOUNT	PAID DTE	OUTSTANDING AMOUNT	ISSUE DATE	ADDITIONAL DATA	CODE	PLAN	FSI
23969	500.00	01/20/09		01/05/09				
23970	1,000.00	01/15/09		01/05/09				
23971	1,000.00	01/15/09		01/05/09				
23972	1,000.00	01/20/09		01/05/09				
23973	1,000.00	01/22/09		01/05/09				
23974	1,000.00	01/15/09		01/05/09				
23975	5,000.00	01/13/09		01/05/09				
23976	1,000.00	01/20/09		01/05/09				
23977			250.00	01/05/09				
23978	2,000.00	01/14/09		01/05/09				
23979	1,000.00	01/20/09		01/05/09				
23980	250.00	01/29/09		01/05/09				
23981	5,000.00	01/21/09		01/05/09				
23982	3,600.00	01/20/09		01/05/09				
23983	1,000.00	01/23/09		01/05/09				
23984			500.00	01/05/09				
23985	15,000.00	01/27/09		01/05/09				
23986	10,000.00	01/27/09		01/05/09				
23987	2,500.00	01/20/09		01/05/09				
23988	4,800.00	01/16/09		01/05/09				
23989	500.00	01/22/09		01/05/09				
23990	500.00	01/26/09		01/05/09				
23991	10,000.00	01/14/09		01/05/09				
23992	10,000.00	01/23/09		01/05/09				
23993	10,000.00	01/15/09		01/05/09				
23994	10,000.00	01/16/09		01/05/09				
23995	25,000.00	01/13/09		01/05/09				
23996	10,000.00	01/20/09		01/05/09				
23997	2,500.00	01/16/09		01/05/09				
23998	4,500.00	01/26/09		01/05/09				
23999	1,000.00	01/20/09		01/05/09				
24000	250.00	01/15/09		01/05/09				
24001	8,000.00	01/26/09		01/05/09				
24002	5,000.00	01/29/09		01/05/09				
24003	10,000.00	01/16/09		01/05/09				
24004	675.00	01/15/09		01/05/09				
24005	500.00	01/16/09		01/05/09				
24006			500.00	01/05/09				
24007	250.00	01/23/09		01/05/09				
24008	250.00	01/13/09		01/05/09				
24009			250.00	01/05/09				
24010	250.00	01/14/09		01/05/09				
24011	250.00	01/22/09		01/05/09				
24012	250.00	01/13/09		01/05/09				
24013			500.00	01/05/09				
24014	3,000.00	01/13/09		01/05/09				
24015	500.00	01/13/09		01/05/09				

PAID & OUTSTANDING

ACCOUNT NAME - CITI GIFT

SERIAL-NUM	PAID AMOUNT	PAID DTE	OUTSTANDING AMOUNT	ISSUE DATE	ADDITIONAL DATA	CODE	PLAN	FSI
24016	1,000.00	01/14/09		01/05/09				
24017	20,000.00	01/14/09		01/05/09				
24018	5,000.00	01/23/09		01/05/09				
24019	1,000.00	01/15/09		01/05/09				
24020			250.00	01/05/09				
24021	250.00	01/27/09		01/05/09				
24022	250.00	01/15/09		01/05/09				
24023	500.00	01/13/09		01/05/09				
24024	500.00	01/20/09		01/05/09				
24025	500.00	01/20/09		01/05/09				
24026	500.00	01/23/09		01/05/09				
24027	500.00	01/15/09		01/05/09				
24028	500.00	01/21/09		01/05/09				
24029	500.00	01/13/09		01/05/09				
24030	1,000.00	01/16/09		01/05/09				
24031	1,000.00	01/20/09		01/05/09				
24032	1,000.00	01/14/09		01/05/09				
24033	1,000.00	01/14/09		01/05/09				
24034	2,500.00	01/15/09		01/05/09				
24035	5,000.00	01/16/09		01/05/09				
24036	500.00	01/23/09		01/05/09				
24037	500.00	01/16/09		01/05/09				
24038	250.00	01/27/09		01/05/09				
24039			500.00	01/05/09				
24040	500.00	01/13/09		01/05/09				
24041	500.00	01/20/09		01/05/09				
24042	500.00	01/14/09		01/05/09				
24043	1,000.00	01/16/09		01/05/09				
24044	1,000.00	01/15/09		01/05/09				
24045	5,000.00	01/27/09		01/05/09				
24046	250.00	01/20/09		01/05/09				
24047	500.00	01/29/09		01/05/09				
24048	1,000.00	01/20/09		01/05/09				
24049	500.00	01/15/09		01/05/09				
24050	500.00	01/15/09		01/05/09				
24051	500.00	01/14/09		01/05/09				
24052	500.00	01/15/09		01/05/09				
24053	500.00	01/13/09		01/05/09				
24054	5,000.00	01/23/09		01/05/09				
24055	1,000.00	01/20/09		01/05/09				
24056	250.00	01/15/09		01/05/09				
24057	5,000.00	01/26/09		01/05/09				
24058	500.00	01/15/09		01/05/09				
24059	500.00	01/23/09		01/05/09				
24060	1,000.00	01/15/09		01/05/09				
24061	1,000.00	01/15/09		01/05/09				
24062	500.00	01/15/09		01/05/09				

PAID & OUTSTANDING

ACCOUNT NAME - CITI GIFT

SERIAL-NUM	PAID AMOUNT	PAID DTE	OUTSTANDING AMOUNT	ISSUE DATE	ADDITIONAL DATA	CODE	PLAN	FSI
24063	1,000.00	01/16/09		01/05/09				
24064	500.00	01/13/09		01/05/09				
24065	250.00	01/21/09		01/05/09				
24066	1,000.00	01/15/09		01/05/09				
24067	250.00	01/20/09		01/05/09				
24068	250.00	01/13/09		01/05/09				
24069	10,000.00	01/16/09		01/05/09				
24070	1,000.00	01/20/09		01/05/09				
24071	250.00	01/29/09		01/05/09				
24072	2,700.00	01/15/09		01/05/09				
24073	5,000.00	01/23/09		01/05/09				
24074	2,000.00	01/21/09		01/05/09				
24075	1,831.00	01/21/09		01/05/09				
24076	400.00	01/21/09		01/05/09				
24077	250.00	01/20/09		01/05/09				
24078	1,000.00	01/29/09		01/05/09				
24079			1,000.00	01/05/09				
24080	10,000.00	01/23/09		01/05/09				
24081	10,000.00	01/16/09		01/05/09				
24082	2,000.00	01/29/09		01/05/09				
24083	300.00	01/20/09		01/05/09				
24084	1,000.00	01/16/09		01/05/09				
24085	3,600.00	01/15/09		01/05/09				
24086	300.00	01/15/09		01/05/09				
24087	1,000.00	01/13/09		01/05/09				
24088	250.00	01/14/09		01/05/09				
24089	250.00	01/21/09		01/05/09				
24090	250.00	01/23/09		01/05/09				
24091			250.00	01/05/09				
24092	250.00	01/13/09		01/05/09				
24093	250.00	01/23/09		01/05/09				
24094	250.00	01/22/09		01/05/09				
24095	250.00	01/20/09		01/05/09				
24096	1,000.00	01/20/09		01/05/09				
24097	5,000.00	01/20/09		01/05/09				
24098	10,000.00	01/20/09		01/05/09				
24099	2,000.00	01/14/09		01/05/09				
24100	1,000.00	01/22/09		01/05/09				
24101			1,000.00	01/05/09				
24102	2,000.00	01/20/09		01/05/09				
24103	1,000.00	01/16/09		01/05/09				
24104	10,000.00	01/23/09		01/05/09				
24105	10,000.00	01/15/09		01/05/09				
24106	3,000.00	01/14/09		01/05/09				
24107	1,000.00	01/14/09		01/05/09				
24108	500.00	01/21/09		01/05/09				
24109	500.00	01/26/09		01/05/09				

PAID & OUTSTANDING

ACCOUNT NAME - CITI GIFT

SERIAL-NUM	PAID AMOUNT	PAID DTE	OUTSTANDING AMOUNT	ISSUE DATE	ADDITIONAL DATA	CODE	PLAN	FSI
24110	500.00	01/15/09		01/05/09				
24111	1,000.00	01/23/09		01/05/09				
24112	500.00	01/23/09		01/05/09				
24113			500.00	01/05/09				
24114	1,000.00	01/22/09		01/05/09				
24115	1,000.00	01/21/09		01/05/09				
24116	6,250.00	01/16/09		01/05/09				
24117	6,250.00	01/14/09		01/05/09				
24118	250.00	01/22/09		01/05/09				
24119	750.00	01/16/09		01/05/09				
24120	1,200.00	01/20/09		01/05/09				
24121	250.00	01/28/09		01/05/09				
24122	1,200.00	01/20/09		01/05/09				
24123	1,250.00	01/14/09		01/05/09				
24124			500.00	01/05/09				
24125	500.00	01/20/09		01/05/09				
24126	500.00	01/14/09		01/05/09				
24127	250.00	01/15/09		01/05/09				
24128	250.00	01/22/09		01/05/09				
24129	500.00	01/13/09		01/05/09				
24130	3,000.00	01/21/09		01/05/09				
24131	1,000.00	01/14/09		01/05/09				
24132	1,000.00	01/20/09		01/05/09				
24133	12,000.00	01/20/09		01/05/09				
24134	2,500.00	01/15/09		01/05/09				
24135	500.00	01/16/09		01/05/09				
24136	500.00	01/26/09		01/05/09				
24137	500.00	01/16/09		01/05/09				
24138	500.00	01/15/09		01/05/09				
24139	1,000.00	01/13/09		01/05/09				
24140	1,000.00	01/13/09		01/05/09				
24141	1,000.00	01/16/09		01/05/09				
24142	8,000.00	01/14/09		01/05/09				
24143	5,000.00	01/23/09		01/05/09				
24144	1,000.00	01/29/09		01/05/09				
24145	500.00	01/14/09		01/05/09				
24146	500.00	01/20/09		01/05/09				
24147	3,000.00	01/21/09		01/05/09				
24148	1,000.00	01/20/09		01/05/09				
24149	10,500.00	01/26/09		01/05/09				
24150	250.00	01/21/09		01/05/09				
24151			250.00	01/05/09				
24152	5,000.00	01/23/09		01/05/09				
24153	1,800.00	01/16/09		01/07/09				
24154			2,018.00	01/07/09				
24155	1,200.00	01/15/09		01/07/09				
24156	5,000.00	01/14/09		01/07/09				

PAID & OUTSTANDING

ACCOUNT NAME - CITI GIFT

SERIAL-NUM	PAID AMOUNT	PAID DTE	OUTSTANDING AMOUNT	ISSUE DATE	ADDITIONAL DATA	CODE	PLAN	FSI
24157	5,000.00	01/28/09		01/07/09				
24158	20,000.00	01/16/09		01/07/09				
24159	500.00	01/16/09		01/07/09				
24160	500.00	01/14/09		01/07/09				
24161	500.00	01/14/09		01/07/09				
24162	250.00	01/14/09		01/07/09				
24163			500.00	01/07/09				
24164	1,000.00	01/16/09		01/07/09				
24165	500 00	01/23/09		01/07/09				
24166	1,000.00	01/20/09		01/07/09				
24167	500 00	01/21/09		01/07/09				
24168	10,000.00	01/28/09		01/07/09				
24169	1,000.00	01/16/09		01/07/09				
24170	1,000.00	01/22/09		01/07/09				
24171	2,000.00	01/23/09		01/07/09				
24172	250.00	01/15/09		01/07/09				
24173	5,000.00	01/21/09		01/07/09				
24174	2,500.00	01/28/09		01/07/09				
24175	1,000.00	01/14/09		01/07/09				
24176	20,000.00	01/13/09		01/07/09				
24177	1,000.00	01/16/09		01/07/09				
24178	2,500.00	01/21/09		01/07/09				
24179	20,000.00	01/16/09		01/07/09				
24180	1,000.00	01/26/09		01/07/09				
24181	1,000.00	01/16/09		01/07/09				
24182			1,000.00	01/07/09				
24183	20,000.00	01/29/09		01/07/09				
24184	2,500.00	01/28/09		01/07/09				
24185	1,000.00	01/15/09		01/07/09				
24186	1,000.00	01/16/09		01/07/09				
24187	10,000 00	01/15/09		01/07/09				
24188	11,000.00	01/14/09		01/07/09				
24189	1,000.00	01/14/09		01/07/09				
24190	1,000.00	01/23/09		01/07/09				
24191	250.00	01/14/09		01/07/09				
24192	500.00	01/16/09		01/07/09				
24193	1,800.00	01/15/09		01/07/09				
24194	1,000.00	01/26/09		01/07/09				
24195	15,000.00	01/16/09		01/07/09				
24196	10,000.00	01/28/09		01/07/09				
24197	2,500 00	01/14/09		01/07/09				
24198	4,000.00	01/14/09		01/07/09				
24199	5,000.00	01/20/09		01/07/09				
24200	10,000.00	01/15/09		01/07/09				
24201	10,000.00	01/16/09		01/07/09				
24202	1,000 00	01/26/09		01/07/09				
24203	304.87	01/15/09		01/08/09				

PAID & OUTSTANDING

ACCOUNT NAME - CITI GIFT

SERIAL-NUM	PAID AMOUNT	PAID DTE	OUTSTANDING AMOUNT	ISSUE DATE	ADDITIONAL DATA	CODE	PLAN	FSI
24204	8,287.55	01/14/09		01/08/09				
24205	28,645.08	01/21/09		01/08/09				
24206	5,507.17	01/16/09		01/08/09				
24207	5,000.00	01/21/09		01/09/09				
24208	10,000.00	01/22/09		01/09/09				
24209	4,500.00	01/23/09		01/09/09				
24210	4,500.00	01/21/09		01/09/09				
24211	62,500.00	01/22/09		01/09/09				
24212	100,000.00	01/22/09		01/09/09				
24213			1,000.00	01/09/09				
24214	1,000.00	01/26/09		01/09/09				
24215	1,000.00	01/21/09		01/09/09				
24216	250.00	01/23/09		01/09/09				
24217	1,000.00	01/26/09		01/09/09				
24218	1,000.00	01/27/09		01/09/09				
24219			1,000.00	01/09/09				
24220	1,000.00	01/26/09		01/09/09				
24221	1,000.00	01/27/09		01/09/09				
24222	1,000.00	01/23/09		01/09/09				
24223			1,000.00	01/09/09				
24224	1,000.00	01/22/09		01/09/09				
24225			500.00	01/09/09				
24226	500.00	01/22/09		01/09/09				
24227	500.00	01/26/09		01/09/09				
24228	500.00	01/20/09		01/09/09				
24229	500.00	01/22/09		01/09/09				
24230	500.00	01/20/09		01/09/09				
24231	500.00	01/22/09		01/09/09				
24232			500.00	01/09/09				
24233	500 00	01/22/09		01/09/09				
24234	500 00	01/27/09		01/09/09				
24235			500.00	01/09/09				
24236			1,000.00	01/09/09				
24237	16,800.00	01/26/09		01/09/09				
24238	12,500.00	01/21/09		01/09/09				
24239	250.00	01/28/09		01/09/09				
24240	1,000.00	01/28/09		01/09/09				
24241			500.00	01/09/09				
24242			500.00	01/09/09				
24243	2,000.00	01/26/09		01/09/09				
24244			7,500.00	01/09/09				
24245	1,500 00	01/22/09		01/09/09				
24246			250.00	01/09/09				
24247	250 00	01/20/09		01/09/09				
24248	500.00	01/21/09		01/09/09				
24249	500.00	01/26/09		01/09/09				
24250			250.00	01/09/09				

PAID & OUTSTANDING

ACCOUNT NAME - CITI GIFT

SERIAL-NUM	PAID AMOUNT	PAID DTE	OUTSTANDING AMOUNT	ISSUE DATE	ADDITIONAL DATA	CODE	PLAN	FSI
24251	250.00	01/21/09		01/09/09				
24252	10,000.00	01/23/09		01/09/09				
24253	1,000.00	01/28/09		01/09/09				
24254			250.00	01/09/09				
24255	1,500.00	01/29/09		01/09/09				
24256	5,000.00	01/23/09		01/09/09				
24257	58,454.38	01/29/09		01/09/09				
24258			40,000.00	01/09/09				
24259	5,000.00	01/27/09		01/09/09				
24260	10,000.00	01/30/09		01/09/09				
24261	2,000.00	01/20/09		01/09/09				
24262	2,000.00	01/22/09		01/09/09				
24263	12,000.00	01/28/09		01/09/09				
24264	500.00	01/21/09		01/09/09				
24265	500.00	01/23/09		01/09/09				
24266			250.00	01/09/09				
24267	15,000.00	01/22/09		01/12/09				
24268			600.00	01/14/09				
24269	5,000.00	01/27/09		01/14/09				
24270	2,000.00	01/21/09		01/14/09				
24271	1,000.00	01/26/09		01/14/09				
24272	1,000.00	01/22/09		01/14/09				
24273	250.00	01/21/09		01/14/09				
24274	250.00	01/27/09		01/14/09				
24275	250.00	01/22/09		01/14/09				
24276	600.00	01/21/09		01/14/09				
24277	500.00	01/28/09		01/14/09				
24278	5,000.00	01/22/09		01/14/09				
24279	1,500.00	01/23/09		01/14/09				
24280	1,000.00	01/29/09		01/14/09				
24281	625.00	01/23/09		01/14/09				
24282			9,133.00	01/14/09				
24283			2,500.00	01/14/09				
24284			1,000.00	01/14/09				
24285	1,000.00	01/27/09		01/14/09				
24286	250.00	01/27/09		01/14/09				
24287			2,000.00	01/14/09				
24288	5,000.00	01/30/09		01/14/09				
24289	2,500.00	01/26/09		01/14/09				
24290	200,000.00	01/21/09		01/14/09				
24291			10,000.00	01/14/09				
24292	1,000.00	01/29/09		01/14/09				
24293	1,500.00	01/29/09		01/14/09				
24294	1,000.00	01/23/09		01/14/09				
24295	1,000.00	01/22/09		01/14/09				
24296	1,000.00	01/26/09		01/14/09				
24297			5,000.00	01/14/09				

PAID & OUTSTANDING

ACCOUNT NAME - CITI GIFT

SERIAL-NUM	PAID AMOUNT	PAID DTE	OUTSTANDING AMOUNT	ISSUE DATE	ADDITIONAL DATA	CODE	PLAN	FSI
24298	250 00	01/23/09		01/14/09				
24299	1,250 00	01/21/09		01/14/09				
24300	1,250 00	01/21/09		01/14/09				
24301			1,250.00	01/14/09				
24302			500.00	01/14/09				
24303	1,000.00	01/26/09		01/14/09				
24304	1,000.00	01/23/09		01/14/09				
24305	1,000.00	01/27/09		01/14/09				
24306	2,500.00	01/22/09		01/14/09				
24307	1,800.00	01/27/09		01/14/09				
24308	433.32	01/29/09		01/14/09				
24309	2,000.00	01/26/09		01/14/09				
24310	1,000.00	01/30/09		01/14/09				
24311	8,500.00	01/27/09		01/14/09				
24312	1,000.00	01/28/09		01/14/09				
24313	500.00	01/23/09		01/14/09				
24314	1,400.00	01/27/09		01/14/09				
24315			3,100.00	01/14/09				
24316			500 00	01/14/09				
24317	500.00	01/22/09		01/14/09				
24318			500 00	01/14/09				
24319			2,000 00	01/14/09				
24320	1,000 00	01/27/09		01/14/09				
24321	2,500 00	01/23/09		01/14/09				
24322	65,000.00	01/22/09		01/14/09				
24323			300 00	01/14/09				
24324	15,000 00	01/22/09		01/14/09				
24325			250.00	01/14/09				
24326	250 00	01/22/09		01/14/09				
24327	250 00	01/27/09		01/14/09				
24328	250 00	01/21/09		01/14/09				
24329	3,250.00	01/27/09		01/14/09				
24330	1,305 00	01/28/09		01/14/09				
24331	500 00	01/26/09		01/14/09				
24332	10,000.00	01/26/09		01/14/09				
24333	1,000 00	01/26/09		01/14/09				
24334	1,500.00	01/26/09		01/14/09				
24335	5,000 00	01/27/09		01/14/09				
24336	1,000 00	01/26/09		01/14/09				
24337			1,000.00	01/14/09				
24338	10,000.00	01/28/09		01/14/09				
24339			5,000 00	01/14/09				
24340	1,000.00	01/22/09		01/14/09				
24341	500.00	01/21/09		01/14/09				
24342	500 00	01/22/09		01/14/09				
24343	1,000.00	01/26/09		01/14/09				
24344	5,000.00	01/28/09		01/14/09				

PAID & OUTSTANDING

ACCOUNT NAME - CITI GIFT

SERIAL-NUM	PAID AMOUNT	PAID DTE	OUTSTANDING AMOUNT	ISSUE DATE	ADDITIONAL DATA	CODE	PLAN	FSI
24345	1,000.00	01/22/09		01/14/09				
24346	400 00	01/23/09		01/14/09				
24347			450.00	01/14/09				
24348	250 00	01/23/09		01/14/09				
24349	250 00	01/26/09		01/14/09				
24350			5,000.00	01/14/09				
24351	750 00	01/22/09		01/14/09				
24352	5,000 00	01/21/09		01/14/09				
24353	2,000.00	01/23/09		01/14/09				
24354	2,000.00	01/23/09		01/14/09				
24355	2,000.00	01/23/09		01/14/09				
24356			450 00	01/14/09				
24357			2,000.00	01/14/09				
24358			3,000.00	01/14/09				
24359	3,000.00	01/30/09		01/14/09				
24360	2,405.00	01/28/09		01/14/09				
24361	1,200.00	01/22/09		01/14/09				
24362	329,000.00	01/29/09		01/14/09				
24363	600.00	01/26/09		01/14/09				
24364	1,000 00	01/28/09		01/14/09				
24365	500.00	01/26/09		01/14/09				
24366	5,000.00	01/22/09		01/14/09				
24367	5,000.00	01/23/09		01/14/09				
24368	19,000.00	01/22/09		01/14/09				
24369			250.00	01/14/09				
24370	1,500.00	01/21/09		01/14/09				
24371	1,800.00	01/29/09		01/14/09				
24372	2,000.00	01/23/09		01/14/09				
24373	250.00	01/26/09		01/14/09				
24374			5,750.00	01/14/09				
24375			20,000 00	01/14/09				
24376	3,000.00	01/26/09		01/14/09				
24377	50,000.00	01/23/09		01/14/09				
24378	10,000.00	01/22/09		01/14/09				
24379	750.00	01/23/09		01/14/09				
24380	2,500.00	01/26/09		01/14/09				
24381			1,000 00	01/14/09				
24382	500 00	01/23/09		01/14/09				
24383	1,000 00	01/27/09		01/14/09				
24384			500.00	01/14/09				
24385	2,000.00	01/23/09		01/14/09				
24386	300.00	01/30/09		01/14/09				
24387	500.00	01/27/09		01/14/09				
24388	250.00	01/20/09		01/14/09				
24389	400.00	01/26/09		01/14/09				
24390			250.00	01/14/09				
24391			250.00	01/14/09				

PAID & OUTSTANDING

ACCOUNT NAME - CITI GIFT

SERIAL-NUM	PAID AMOUNT	PAID DTE	OUTSTANDING AMOUNT	ISSUE DATE	ADDITIONAL DATA	CODE	PLAN	FSI
24392	250 00	01/30/09		01/14/09				
24393			250.00	01/14/09				
24394	500.00	01/26/09		01/14/09				
24395	500 00	01/23/09		01/14/09				
24396	250.00	01/29/09		01/14/09				
24397	500.00	01/23/09		01/14/09				
24398	1,500.00	01/23/09		01/14/09				
24399			425.00	01/14/09				
24400	5,000.00	01/26/09		01/14/09				
24401	10,000.00	01/26/09		01/14/09				
24402	2,500 00	01/26/09		01/14/09				
24403			650.00	01/14/09				
24404			600.00	01/14/09				
24405			1,000.00	01/15/09				
24406	250 00	01/26/09		01/15/09				
24407	500 00	01/22/09		01/15/09				
24408	1,000.00	01/23/09		01/15/09				
24409			2,100.00	01/15/09				
24411			1,000.00	01/15/09				
24412	500 00	01/26/09		01/15/09				
24413			2,000.00	01/15/09				
24414			250.00	01/15/09				
24415			500.00	01/15/09				
24416			500.00	01/15/09				
24417	209.43	01/29/09		01/16/09				
24418	1,000.00	01/27/09		01/20/09				
24419			10,000.00	01/20/09				
24420	1,500.00	01/30/09		01/20/09				
24421			1,200.00	01/20/09				
24422			1,000.00	01/20/09				
24423	1,000.00	01/28/09		01/20/09				
24424			1,000.00	01/20/09				
24425	1,000.00	01/28/09		01/20/09				
24426	1,000.00	01/29/09		01/20/09				
24427			1,000.00	01/20/09				
24428	1,000.00	01/29/09		01/20/09				
24429			1,000.00	01/20/09				
24430	1,000.00	01/27/09		01/20/09				
24431			1,000.00	01/20/09				
24432	1,000.00	01/28/09		01/20/09				
24433			500.00	01/20/09				
24434			500.00	01/20/09				
24435	250.00	01/30/09		01/20/09				
24436			1,000.00	01/20/09				
24437	1,200.00	01/30/09		01/20/09				
24438			1,200.00	01/20/09				
24439			650 00	01/20/09				

PAID & OUTSTANDING

ACCOUNT NAME - CITI GIFT

SERIAL-NUM	PAID AMOUNT	PAID DTE	OUTSTANDING AMOUNT	ISSUE DATE	ADDITIONAL DATA	CODE	PLAN	FSI
24440			500 00	01/20/09				
24441			1,000 00	01/20/09				
24442	2,500.00	01/30/09		01/20/09				
24443	1,000.00	01/30/09		01/20/09				
24444	1,000.00	01/29/09		01/20/09				
24445	1,000.00	01/28/09		01/20/09				
24446			1,000 00	01/20/09				
24447			1,000.00	01/20/09				
24448			1,000.00	01/20/09				
24449			7,500.00	01/20/09				
24450	1,000.00	01/29/09		01/20/09				
24451			1,000.00	01/20/09				
24452	500.00	01/28/09		01/20/09				
24453			500.00	01/20/09				
24454			2,199.09	01/20/09				
24455			4,000.00	01/20/09				
24456	500.00	01/29/09		01/20/09				
24457			500.00	01/20/09				
24458	1,200.00	01/28/09		01/20/09				
24459	500.00	01/28/09		01/20/09				
24460	500.00	01/28/09		01/20/09				
24461	1,000.00	01/28/09		01/20/09				
24462			10,000.00	01/20/09				
24463	5,000.00	01/28/09		01/20/09				
24464	5,000.00	01/29/09		01/20/09				
24465			2,500.00	01/20/09				
24466	250.00	01/29/09		01/20/09				
24467			3,500.00	01/20/09				
24468			250.00	01/20/09				
24469			1,000.00	01/20/09				
24470			3,850.00	01/20/09				
24471	7,200.00	01/29/09		01/20/09				
24472	1,200.00	01/29/09		01/20/09				
24473	250.00	01/29/09		01/20/09				
24474	1,000.00	01/29/09		01/20/09				
24475	1,000.00	01/30/09		01/20/09				
24476	750.00	01/30/09		01/20/09				
24477			2,000.00	01/20/09				
24478			5,000.00	01/20/09				
24479	10,000.00	01/30/09		01/20/09				
24480	5,000.00	01/28/09		01/20/09				
24481			5,000.00	01/20/09				
24482			5,000.00	01/20/09				
24483	1,000 00	01/27/09		01/20/09				
24484	1,000 00	01/28/09		01/20/09				
24485	1,000 00	01/29/09		01/20/09				
24486			500 00	01/20/09				

PAID & OUTSTANDING

ACCOUNT NAME - CITI GIFT

SERIAL-NUM	PAID AMOUNT	PAID DTE	OUTSTANDING AMOUNT	ISSUE DATE	ADDITIONAL DATA	CODE	PLAN	FSI
24487	750.00	01/27/09		01/20/09				
24488	500.00	01/29/09		01/20/09				
24489	500.00	01/28/09		01/20/09				
24490	800.00	01/29/09		01/20/09				
24491	1,000.00	01/27/09		01/20/09				
24492	500.00	01/27/09		01/20/09				
24493	500.00	01/29/09		01/20/09				
24494			500 00	01/20/09				
24495	7,000.00	01/28/09		01/20/09				
24496	1,000.00	01/28/09		01/20/09				
24497	180,000.00	01/26/09		01/20/09				
24498			10,000.00	01/20/09				
24499			25,000.00	01/20/09				
24500	25,000.00	01/27/09		01/20/09				
24501	5,000.00	01/28/09		01/20/09				
24502	250 00	01/29/09		01/20/09				
24503			250.00	01/20/09				
24504	5,000.00	01/30/09		01/20/09				
24505			250 00	01/20/09				
24506			20,000.00	01/20/09				
24507	3,000.00	01/29/09		01/20/09				
24508			250 00	01/20/09				
24509			250.00	01/20/09				
24510			250.00	01/20/09				
24511			250.00	01/20/09				
24512			250.00	01/20/09				
24513			2,000.00	01/20/09				
24514			1,000.00	01/20/09				
24515			500.00	01/20/09				
24516	35,000.00	01/29/09		01/20/09				
24517			20,000.00	01/20/09				
24518			2,500.00	01/20/09				
24519			3,000.00	01/20/09				
24520	250.00	01/28/09		01/22/09				
24521			1,500.00	01/26/09				
24522			1,500.00	01/26/09				
24523			3,000.00	01/26/09				
24524			50,000 00	01/26/09				
24525			1,000 00	01/26/09				
24526			1,200.00	01/26/09				
24527			1,200 00	01/26/09				
24528			1,200.00	01/26/09				
24529			1,500.00	01/26/09				
24530			1,000.00	01/26/09				
24531			1,000.00	01/26/09				
24532			1,000.00	01/26/09				
24533			1,000.00	01/26/09				

PAID & OUTSTANDING

ACCOUNT NAME - CITI GIFT

SERIAL-NUM	PAID AMOUNT	PAID DTE	OUTSTANDING AMOUNT	ISSUE DATE	ADDITIONAL DATA	CODE	PLAN	FSI
24534			1,000.00	01/26/09				
24535			1,000 00	01/26/09				
24536			1,000.00	01/26/09				
24537			1,000 00	01/26/09				
24538			1,000 00	01/26/09				
24539			1,000.00	01/26/09				
24540			1,000.00	01/26/09				
24541			1,000.00	01/26/09				
24542			1,000.00	01/26/09				
24543			250.00	01/26/09				
24544			1,000 00	01/26/09				
24545			1,000.00	01/26/09				
24546	1,000.00	01/30/09		01/26/09				
24547			500 00	01/26/09				
24548			500 00	01/26/09				
24549			500.00	01/26/09				
24550			500 00	01/26/09				
24551			1,000 00	01/26/09				
24552			500.00	01/26/09				
24553			500 00	01/26/09				
24554			250.00	01/26/09				
24555			8,000.00	01/26/09				
24556			500.00	01/26/09				
24557			50,000.00	01/26/09				
24558			1,000.00	01/26/09				
24559			4,000.00	01/26/09				
24560			1,000.00	01/26/09				
24561			800.00	01/26/09				
24562			1,000.00	01/26/09				
24563			5,000.00	01/26/09				
24564			10,000.00	01/26/09				
24565			6,389.94	01/26/09				
24566			5,000 00	01/26/09				
24567			2,500.00	01/26/09				
24568			2,000.00	01/26/09				
24569			2,000.00	01/26/09				
24570			500.00	01/26/09				
24571			1,000.00	01/26/09				
24572			5,000.00	01/26/09				
24573			500.00	01/26/09				
24574			10,000.00	01/26/09				
24575			5,000.00	01/26/09				
24576			1,000.00	01/26/09				
24577			1,000.00	01/26/09				
24578			5,000.00	01/26/09				
24579			500.00	01/26/09				
24580			250.00	01/26/09				

PAID & OUTSTANDING

ACCOUNT NAME - CITI GIFT

SERIAL-NUM	PAID AMOUNT	PAID DTE	OUTSTANDING AMOUNT	ISSUE DATE	ADDITIONAL DATA	CODE	PLAN	FSI
24581			500.00	01/26/09				
24582			250.00	01/26/09				
24583			250.00	01/26/09				
24584			250.00	01/26/09				
24585			500.00	01/26/09				
24586			1,000.00	01/26/09				
24587			500.00	01/26/09				
24588			500.00	01/26/09				
24589			250.00	01/26/09				
24590			250.00	01/26/09				
24591			500.00	01/26/09				
24592			250.00	01/26/09				
24593			250.00	01/26/09				
24594			1,500.00	01/26/09				
24595			500.00	01/26/09				
24596			1,000.00	01/26/09				
24597			250 00	01/26/09				
24598			500.00	01/26/09				
24599			1,000.00	01/26/09				
24600			500.00	01/26/09				
24601			2,000.00	01/26/09				
24602			3,000.00	01/26/09				
24603			500.00	01/26/09				
24604			500.00	01/26/09				
24605			1,500.00	01/26/09				
24606			300.00	01/26/09				
24607			250.00	01/26/09				
24608			5,000.00	01/26/09				
24609			1,250.00	01/26/09				
24610			6,000.00	01/26/09				
24611			500.00	01/26/09				
24612			250.00	01/26/09				
24613			5,000 00	01/26/09				
24614			750.00	01/26/09				
24615			1,000.00	01/26/09				
24616			1,000 00	01/26/09				
24617			500.00	01/26/09				
24618			25,000.00	01/26/09				
24619			600.00	01/26/09				
24620			1,000.00	01/26/09				
24621			1,000.00	01/26/09				
24622			1,000.00	01/28/09				
24623			800.00	01/28/09				
24624			2,000.00	01/28/09				
24625			3,000.00	01/28/09				
24626			1,800.00	01/28/09				
24627			4,400.00	01/28/09				

PAID & OUTSTANDING

ACCOUNT NAME - CITI GIFT

SERIAL-NUM	PAID AMOUNT	PAID DTE	OUTSTANDING AMOUNT	ISSUE DATE	ADDITIONAL DATA	CODE	PLAN	FSI
24628			500.00	01/28/09				
24629			1,000.00	01/28/09				
24630			6,600.00	01/28/09				
24631			1,500.00	01/28/09				
24632			3,500.00	01/28/09				
24633			450.00	01/28/09				
24634			10,000.00	01/28/09				
24635			1,000.00	01/28/09				
24636			1,000.00	01/28/09				
24637			1,000.00	01/28/09				
24638			2,500.00	01/28/09				
24639			1,000.00	01/28/09				
24640			500.00	01/28/09				
24641			2,500.00	01/28/09				
24642			250.00	01/28/09				
24643			3,100.00	01/28/09				
24644			8,000.00	01/28/09				
24645			2,000.00	01/28/09				
24646			10,000.00	01/28/09				
24647			20,000.00	01/28/09				
24648			25,000.00	01/28/09				
24649			30,000.00	01/28/09				
24650			250.00	01/28/09				
24651			250.00	01/28/09				
24652			250.00	01/28/09				
24653			300.00	01/28/09				
24654			1,000.00	01/28/09				
24655			1,500.00	01/28/09				
24656			2,000.00	01/28/09				
24657			2,000.00	01/28/09				
24658			2,500.00	01/28/09				
24659			5,000.00	01/28/09				
24660			1,400.00	01/28/09				
24661			1,000.00	01/28/09				
24662			500.00	01/28/09				
24663			1,000.00	01/28/09				
24664			1,000.00	01/28/09				
24665			1,000.00	01/28/09				
24666			1,000.00	01/28/09				
24667			1,000.00	01/28/09				
24668			3,600.00	01/28/09				
24669			1,000.00	01/28/09				
24670			500.00	01/28/09				
24671			5,350.00	01/28/09				
24672			1,000.00	01/28/09				
24673			2,500.00	01/28/09				
24674			2,500.00	01/28/09				

REPORT DATE 02/05/09

ACCOUNT 3875-7391 RULE OFF FROM 01/01/09 TO 01/31/09

RUN DATE 02/05/09 TIME 07:17

PAID & OUTSTANDING

PAGE 27

ACCOUNT NAME - CITI GIFT

SERIAL-NUM	PAID AMOUNT	PAID DTE	OUTSTANDING AMOUNT	ISSUE DATE	ADDITIONAL DATA	CODE	PLAN	FSI
24675			3,000.00	01/28/09				
24676			300.00	01/28/09				
24677			500.00	01/28/09				
24678			2,000.00	01/28/09				
24679			12,000.00	01/28/09				
24680			500.00	01/28/09				
24681			10,000.00	01/28/09				
24682			250.00	01/28/09				
24683			2,500.00	01/28/09				
24684			500.00	01/28/09				
24685			1,000.00	01/28/09				
24686			5,000.00	01/28/09				
24687			1,250.00	01/28/09				
24688			36,787.91	01/30/09				
24689			40,196.16	01/30/09				
REPORT TOTAL	5,278,292.44	ITEMS	871	1,221,099.10	ITEMS		366	

REPORT DATE 02/05/09

ACCOUNT 3875-7391 RULE OFF FROM 01/01/09 TO 01/31/09

RUN DATE 02/05/09 TIME 07:17

ISSUANCE SUMMARY

PAGE 1

ACCOUNT NAME - CITI GIFT

ADDITIONAL CHECKS ISSUED

SERIAL-NUM	ISSUE AMOUNT	ISS DATE	SERIAL-NUM	ISSUE AMOUNT	ISS DATE	SERIAL-NUM	ISSUE AMOUNT	ISS DATE
21127	1,000.00	07/15/07	21538	500.00	08/27/07	21600	1,000.00	09/03/07
21668	250.00	09/10/07	21672	2,100.00	09/10/07	21694	500.00	09/10/07
21734	1,000.00	09/12/07	21830	500.00	09/19/07	21849	2,000.00	09/18/07
21914	250.00	09/29/07	21962	500.00	10/03/07	22095	500.00	10/09/07
			TOTAL	10,100.00	ITEMS	12		

REPORT DATE 02/05/09

ACCOUNT 3875-7391 RULE OFF FROM 01/01/09 TO 01/31/09

RUN DATE 02/05/09 TIME 07:17

ISSUANCE SUMMARY

PAGE 1

ACCOUNT NAME - CITI GIFT

ISSUED CHECKS VOIDED

SERIAL-NUM	ISSUE AMOUNT	ISS DATE	REASON	SERIAL-NUM	ISSUE AMOUNT	ISS DATE	REASON
23440	10,000 00	12/16/08	STOPPED 01/27/09	23441	5,000.00	12/16/08	STOPPED 01/27/09
24410	500.00	01/15/09	STOPPED 01/21/09				
				TOTAL	15,500.00	ITEMS	3

REPORT DATE 02/05/09

ACCOUNT 3875-7391 RULE OFF FROM 01/01/09 TO 01/31/09

RUN DATE 02/05/09 TIME 07:17

ISSUANCE SUMMARY

PAGE 1

ACCOUNT NAME - CITI GIFT

AGED ITEMS VOIDED

SERIAL-NUM	ISSUE AMOUNT	ISS DATE	REASON	SERIAL-NUM	ISSUE AMOUNT	ISS DATE	REASON
				TOTAL	0.00	ITEMS	0

REPORT DATE 02/05/09

ACCOUNT 3875-7391 RULE OFF FROM 01/01/09 TO 01/31/09

RUN DATE 02/05/09 TIME 07:17

ISSUANCE SUMMARY

PAGE 1

ACCOUNT NAME - CITI GIFT

ISSUANCE REGISTER ADJUSTMENTS

PREV PAID	TOTAL	0 00	ITEMS	0
CURRENT	TOTAL	0 00	ITEMS	0
REPORT	TOTAL	0 00	ITEMS	0

REPORT DATE 02/05/09

ACCOUNT 3875-7391 RULE OFF FROM 01/01/09 TO 01/31/09

RUN DATE 02/05/09 TIME 07:17

ISSUANCE SUMMARY

PAGE 1

ACCOUNT NAME - CITI GIFT

ISSUANCE SUMMARY

	ISSUE AMOUNT	ITEMS
INITIAL ISSUANCE	5,386,124.12	862
ADDITIONAL CHECKS ISSUED	10,100.00	12
ISSUED CHECKS VOIDED	15,500.00	3
AGED ITEMS VOIDED	0.00	0
ISSUANCE REGISTER ADJUSTMENTS	0.00	0
<i>JANUARY GRANTS PAID</i>	<u><u>5,380,724.12</u></u>	

PAID & OUTSTANDING

ACCOUNT NAME - CITI GIFT

SERIAL-NUM	PAID AMOUNT	PAID DTE	OUTSTANDING AMOUNT	ISSUE DATE	ADDITIONAL DATA	CODE	PLAN	FSI
16376			1,200.00	12/19/07				
17518			2,000.00	01/16/08				
20760			400.00	06/25/08				
20803			25,000.00	06/26/08				
21127			1,000.00	07/15/07	UNIVERSITY OF MARYLAND - SCHOO			
21127			1,000.00	07/16/08				
21205			9,200.00	07/23/08				
21538			500.00	08/27/07				
21538			500.00	08/29/08				
21600			1,000.00	09/03/07				
21600			1,000.00	09/05/08				
21668			250.00	09/10/07				
21672			2,100.00	09/10/07				
21672			2,100.00	09/12/08				
21694			500.00	09/10/07				
21694			500.00	09/12/08				
21734			1,000.00	09/12/07				
21734			1,000.00	09/16/08				
21830			500.00	09/19/07				
21830			500.00	09/23/08				
21849			2,000.00	09/18/07				
21849			2,000.00	09/23/08				
21914			250.00	09/29/07				
21914			250.00	10/01/08				
21962			500.00	10/03/07				
21962			500.00	10/03/08				
22095			500.00	10/09/07				
22095			500.00	10/13/08				
22718			3,500.00	11/10/08				
22738			1,000.00	11/17/08				
22797			250.00	11/19/08				
22980			250.00	12/05/08				
23005	1,000.00	02/02/09		12/05/08				
23111	1,000.00	02/04/09		12/05/08				
23136	1,000.00	02/13/09		12/05/08				
23145			300.00	12/05/08				
23329			250.00	12/16/08				
23357			900.00	12/16/08				
23358			900.00	12/16/08				
23390			1,000.00	12/16/08				
23446			1,000.00	12/16/08				
23464	250.00	02/09/09		12/16/08				
23542			6,000.00	12/18/08				
23592			500.00	12/22/08				
23604	1,000.00	02/02/09		12/22/08				
23631	5,000.00	02/04/09		12/22/08				
23666	5,000.00	02/09/09		12/22/08				

PAID & OUTSTANDING

ACCOUNT NAME - CITI GIFT

SERIAL-NUM	PAID AMOUNT	PAID DTE	OUTSTANDING AMOUNT	ISSUE DATE	ADDITIONAL DATA	CODE	PLAN	FSI
23733	250.00	02/03/09		12/26/08				
23766			5,000.00	12/26/08				
23767	5,000.00	02/06/09		12/26/08				
23837	500.00	02/03/09		01/05/09				
23845	1,000.00	02/19/09		01/05/09				
23850	5,000.00	02/24/09		01/05/09				
23859	500.00	02/02/09		01/05/09				
23864	250.00	02/02/09		01/05/09				
23876	500.00	02/02/09		01/05/09				
23877	1,000.00	02/02/09		01/05/09				
23879			250.00	01/05/09				
23887	20,000.00	02/02/09		01/05/09				
23888	500.00	02/17/09		01/05/09				
23890			1,000.00	01/05/09				
23895	250.00	02/03/09		01/05/09				
23900			10,000.00	01/05/09				
23905	500.00	02/11/09		01/05/09				
23909	5,000.00	02/04/09		01/05/09				
23916			250.00	01/05/09				
23926			100,000.00	01/05/09				
23930	30,000.00	02/09/09		01/05/09				
23953	5,000.00	02/23/09		01/05/09				
23956	3,000.00	02/26/09		01/05/09				
23965	1,000.00	02/24/09		01/05/09				
23977			250.00	01/05/09				
23984	500.00	02/11/09		01/05/09				
24006	500.00	02/11/09		01/05/09				
24009	250.00	02/06/09		01/05/09				
24013	500.00	02/12/09		01/05/09				
24020	250.00	02/05/09		01/05/09				
24039	500.00	02/11/09		01/05/09				
24079			1,000.00	01/05/09				
24091	250.00	02/02/09		01/05/09				
24101	1,000.00	02/10/09		01/05/09				
24113	500.00	02/23/09		01/05/09				
24124	500.00	02/18/09		01/05/09				
24151	250.00	02/06/09		01/05/09				
24154			2,018.00	01/07/09				
24163	500.00	02/12/09		01/07/09				
24182			1,000.00	01/07/09				
24213	1,000.00	02/02/09		01/09/09				
24219	1,000.00	02/23/09		01/09/09				
24223	1,000.00	02/20/09		01/09/09				
24225	500.00	02/04/09		01/09/09				
24232			500.00	01/09/09				
24235	500.00	02/05/09		01/09/09				
24236			1,000.00	01/09/09				

PAID & OUTSTANDING

ACCOUNT NAME - CITI GIFT

SERIAL-NUM	PAID AMOUNT	PAID DTE	OUTSTANDING AMOUNT	ISSUE DATE	ADDITIONAL DATA	CODE	PLAN	FSI
24241	500 00	02/02/09		01/09/09				
24242	500 00	02/10/09		01/09/09				
24244			7,500.00	01/09/09				
24246			250.00	01/09/09				
24250	250.00	02/03/09		01/09/09				
24254	250.00	02/04/09		01/09/09				
24258	40,000.00	02/02/09		01/09/09				
24266	250.00	02/06/09		01/09/09				
24268	600 00	02/02/09		01/14/09				
24282	9,133.00	02/04/09		01/14/09				
24283	2,500.00	02/04/09		01/14/09				
24284	1,000.00	02/02/09		01/14/09				
24287	2,000.00	02/03/09		01/14/09				
24291	10,000.00	02/20/09		01/14/09				
24297	5,000.00	02/09/09		01/14/09				
24301	1,250.00	02/17/09		01/14/09				
24302	500.00	02/02/09		01/14/09				
24315	3,100.00	02/02/09		01/14/09				
24316			500.00	01/14/09				
24318	500 00	02/04/09		01/14/09				
24319	2,000.00	02/05/09		01/14/09				
24323	300.00	02/02/09		01/14/09				
24325			250.00	01/14/09				
24337	1,000.00	02/11/09		01/14/09				
24339	5,000.00	02/02/09		01/14/09				
24347	450 00	02/04/09		01/14/09				
24350	5,000.00	02/03/09		01/14/09				
24356	450.00	02/04/09		01/14/09				
24357	2,000.00	02/03/09		01/14/09				
24358	3,000 00	02/04/09		01/14/09				
24369	250.00	02/03/09		01/14/09				
24374	5,750.00	02/02/09		01/14/09				
24375	20,000.00	02/06/09		01/14/09				
24381	1,000.00	02/06/09		01/14/09				
24384	500.00	02/09/09		01/14/09				
24390			250.00	01/14/09				
24391	250.00	02/05/09		01/14/09				
24393	250 00	02/03/09		01/14/09				
24399	425.00	02/18/09		01/14/09				
24403	650.00	02/10/09		01/14/09				
24404	600.00	02/04/09		01/14/09				
24405			1,000.00	01/15/09				
24409	2,100.00	02/09/09		01/15/09				
24411			1,000 00	01/15/09				
24413	2,000 00	02/18/09		01/15/09				
24414			250 00	01/15/09				
24415			500 00	01/15/09				

PAID & OUTSTANDING

ACCOUNT NAME - CITI GIFT

SERIAL-NUM	PAID AMOUNT	PAID DTE	OUTSTANDING AMOUNT	ISSUE DATE	ADDITIONAL DATA	CODE	PLAN	FSI
24416			500 00	01/15/09				
24419	10,000 00	02/02/09		01/20/09				
24421	1,200 00	02/02/09		01/20/09				
24422			1,000.00	01/20/09				
24424	1,000.00	02/09/09		01/20/09				
24427	1,000.00	02/02/09		01/20/09				
24429	1,000 00	02/03/09		01/20/09				
24431	1,000.00	02/03/09		01/20/09				
24433	500.00	02/06/09		01/20/09				
24434	500.00	02/04/09		01/20/09				
24436	1,000.00	02/04/09		01/20/09				
24438	1,200 00	02/02/09		01/20/09				
24439	650.00	02/10/09		01/20/09				
24440	500.00	02/05/09		01/20/09				
24441	1,000.00	02/02/09		01/20/09				
24446	1,000 00	02/02/09		01/20/09				
24447	1,000 00	02/03/09		01/20/09				
24448	1,000.00	02/04/09		01/20/09				
24449	7,500.00	02/03/09		01/20/09				
24451	1,000.00	02/19/09		01/20/09				
24453	500.00	02/05/09		01/20/09				
24454	2,199 09	02/04/09		01/20/09				
24455	4,000 00	02/04/09		01/20/09				
24457	500.00	02/13/09		01/20/09				
24462	10,000.00	02/02/09		01/20/09				
24465	2,500.00	02/23/09		01/20/09				
24467	3,500.00	02/03/09		01/20/09				
24468	250.00	02/05/09		01/20/09				
24469	1,000.00	02/09/09		01/20/09				
24470	3,850.00	02/20/09		01/20/09				
24477	2,000 00	02/02/09		01/20/09				
24478	5,000.00	02/03/09		01/20/09				
24481	5,000.00	02/13/09		01/20/09				
24482	5,000.00	02/11/09		01/20/09				
24486	500.00	02/02/09		01/20/09				
24494	500.00	02/02/09		01/20/09				
24498	10,000.00	02/03/09		01/20/09				
24499	25,000.00	02/17/09		01/20/09				
24503	250 00	02/02/09		01/20/09				
24505	250.00	02/05/09		01/20/09				
24506	20,000.00	02/03/09		01/20/09				
24508	250.00	02/05/09		01/20/09				
24509	250.00	02/02/09		01/20/09				
24510	250.00	02/02/09		01/20/09				
24511	250 00	02/24/09		01/20/09				
24512	250.00	02/05/09		01/20/09				
24513	2,000.00	02/02/09		01/20/09				

PAID & OUTSTANDING

ACCOUNT NAME - CITI GIFT

SERIAL-NUM	PAID AMOUNT	PAID DTE	OUTSTANDING AMOUNT	ISSUE DATE	ADDITIONAL DATA	CODE	PLAN	FSI
24514	1,000.00	02/13/09		01/20/09				
24515	500.00	02/17/09		01/20/09				
24517	20,000.00	02/02/09		01/20/09				
24518	2,500.00	02/04/09		01/20/09				
24519	3,000.00	02/05/09		01/20/09				
24521	1,500.00	02/12/09		01/26/09				
24522	1,500.00	02/05/09		01/26/09				
24523	3,000.00	02/11/09		01/26/09				
24524	50,000.00	02/05/09		01/26/09				
24525	1,000.00	02/10/09		01/26/09				
24526	1,200.00	02/05/09		01/26/09				
24527	1,200.00	02/04/09		01/26/09				
24528	1,200.00	02/05/09		01/26/09				
24529			1,500.00	01/26/09				
24530	1,000.00	02/19/09		01/26/09				
24531	1,000.00	02/03/09		01/26/09				
24532	1,000.00	02/05/09		01/26/09				
24533	1,000.00	02/11/09		01/26/09				
24534			1,000.00	01/26/09				
24535	1,000.00	02/18/09		01/26/09				
24536	1,000.00	02/06/09		01/26/09				
24537	1,000.00	02/09/09		01/26/09				
24538	1,000.00	02/04/09		01/26/09				
24539	1,000.00	02/05/09		01/26/09				
24540			1,000.00	01/26/09				
24541	1,000.00	02/04/09		01/26/09				
24542	1,000.00	02/05/09		01/26/09				
24543	250.00	02/13/09		01/26/09				
24544	1,000.00	02/06/09		01/26/09				
24545	1,000.00	02/03/09		01/26/09				
24547	500.00	02/04/09		01/26/09				
24548	500.00	02/04/09		01/26/09				
24549	500.00	02/05/09		01/26/09				
24550	500.00	02/06/09		01/26/09				
24551	1,000.00	02/13/09		01/26/09				
24552	500.00	02/05/09		01/26/09				
24553	500.00	02/03/09		01/26/09				
24554			250.00	01/26/09				
24555	8,000.00	02/11/09		01/26/09				
24556	500.00	02/03/09		01/26/09				
24557	50,000.00	02/11/09		01/26/09				
24558	1,000.00	02/09/09		01/26/09				
24559	4,000.00	02/10/09		01/26/09				
24560	1,000.00	02/03/09		01/26/09				
24561	800.00	02/06/09		01/26/09				
24562	1,000.00	02/09/09		01/26/09				
24563	5,000.00	02/18/09		01/26/09				

PAID & OUTSTANDING

ACCOUNT NAME - CITI GIFT

SERIAL-NUM	PAID AMOUNT	PAID DTE	OUTSTANDING AMOUNT	ISSUE DATE	ADDITIONAL DATA	CODE	PLAN	FSI
24564	10,000.00	02/05/09		01/26/09				
24565	6,389.94	02/04/09		01/26/09				
24566	5,000.00	02/23/09		01/26/09				
24567			2,500.00	01/26/09				
24568	2,000.00	02/19/09		01/26/09				
24569	2,000.00	02/05/09		01/26/09				
24570	500.00	02/05/09		01/26/09				
24571	1,000.00	02/03/09		01/26/09				
24572	5,000.00	02/03/09		01/26/09				
24573	500.00	02/10/09		01/26/09				
24574	10,000.00	02/10/09		01/26/09				
24575	5,000.00	02/10/09		01/26/09				
24576	1,000.00	02/03/09		01/26/09				
24577	1,000.00	02/06/09		01/26/09				
24578	5,000.00	02/09/09		01/26/09				
24579	500.00	02/04/09		01/26/09				
24580	250.00	02/05/09		01/26/09				
24581	500.00	02/10/09		01/26/09				
24582	250.00	02/03/09		01/26/09				
24583	250.00	02/04/09		01/26/09				
24584	250.00	02/09/09		01/26/09				
24585	500.00	02/05/09		01/26/09				
24586	1,000.00	02/05/09		01/26/09				
24587	500.00	02/06/09		01/26/09				
24588	500.00	02/18/09		01/26/09				
24589	250.00	02/03/09		01/26/09				
24590	250.00	02/03/09		01/26/09				
24591	500.00	02/06/09		01/26/09				
24592			250.00	01/26/09				
24593	250.00	02/05/09		01/26/09				
24594	1,500.00	02/09/09		01/26/09				
24595			500.00	01/26/09				
24596	1,000.00	02/03/09		01/26/09				
24597	250.00	02/27/09		01/26/09				
24598	500.00	02/06/09		01/26/09				
24599	1,000.00	02/03/09		01/26/09				
24600	500.00	02/06/09		01/26/09				
24601	2,000.00	02/19/09		01/26/09				
24602	3,000.00	02/10/09		01/26/09				
24603	500.00	02/11/09		01/26/09				
24604	500.00	02/05/09		01/26/09				
24605	1,500.00	02/05/09		01/26/09				
24606	300.00	02/04/09		01/26/09				
24607	250.00	02/03/09		01/26/09				
24608	5,000.00	02/11/09		01/26/09				
24609	1,250.00	02/17/09		01/26/09				
24610	6,000.00	02/10/09		01/26/09				

PAID & OUTSTANDING

ACCOUNT NAME - CITI GIFT

SERIAL-NUM	PAID AMOUNT	PAID DTE	OUTSTANDING AMOUNT	ISSUE DATE	ADDITIONAL DATA	CODE	PLAN	FSI
24611	500.00	02/10/09		01/26/09				
24612	250.00	02/03/09		01/26/09				
24613	5,000.00	02/17/09		01/26/09				
24614	750.00	02/05/09		01/26/09				
24615	1,000.00	02/03/09		01/26/09				
24616	1,000.00	02/03/09		01/26/09				
24617	500.00	02/06/09		01/26/09				
24618	25,000.00	02/05/09		01/26/09				
24619	600.00	02/20/09		01/26/09				
24620	1,000.00	02/05/09		01/26/09				
24621	1,000.00	02/12/09		01/26/09				
24622	1,000.00	02/05/09		01/28/09				
24623	800.00	02/05/09		01/28/09				
24624	2,000.00	02/13/09		01/28/09				
24625	3,000.00	02/09/09		01/28/09				
24626	1,800.00	02/03/09		01/28/09				
24627	4,400.00	02/06/09		01/28/09				
24628	500.00	02/25/09		01/28/09				
24629	1,000.00	02/05/09		01/28/09				
24630	6,600.00	02/06/09		01/28/09				
24631	1,500.00	02/12/09		01/28/09				
24632	3,500.00	02/05/09		01/28/09				
24633	450.00	02/10/09		01/28/09				
24634	10,000.00	02/09/09		01/28/09				
24635	1,000.00	02/05/09		01/28/09				
24636	1,000.00	02/06/09		01/28/09				
24637	1,000.00	02/11/09		01/28/09				
24638	2,500.00	02/04/09		01/28/09				
24639	1,000.00	02/05/09		01/28/09				
24640	500.00	02/19/09		01/28/09				
24641	2,500.00	02/10/09		01/28/09				
24642	250.00	02/13/09		01/28/09				
24643	3,100.00	02/06/09		01/28/09				
24644	8,000.00	02/11/09		01/28/09				
24645			2,000.00	01/28/09				
24646	10,000.00	02/06/09		01/28/09				
24647	20,000.00	02/09/09		01/28/09				
24648	25,000.00	02/05/09		01/28/09				
24649	30,000.00	02/06/09		01/28/09				
24650	250.00	02/10/09		01/28/09				
24651	250.00	02/09/09		01/28/09				
24652	250.00	02/23/09		01/28/09				
24653	300.00	02/09/09		01/28/09				
24654	1,000.00	02/05/09		01/28/09				
24655	1,500.00	02/05/09		01/28/09				
24656	2,000.00	02/20/09		01/28/09				
24657	2,000.00	02/11/09		01/28/09				

PAID & OUTSTANDING

ACCOUNT NAME - CITI GIFT

SERIAL-NUM	PAID AMOUNT	PAID DTE	OUTSTANDING AMOUNT	ISSUE DATE	ADDITIONAL DATA	CODE	PLAN	FSI
24658	2,500.00	02/11/09		01/28/09				
24659	5,000.00	02/04/09		01/28/09				
24660	1,400.00	02/17/09		01/28/09				
24661	1,000.00	02/23/09		01/28/09				
24662	500.00	02/06/09		01/28/09				
24663	1,000.00	02/09/09		01/28/09				
24664	1,000.00	02/13/09		01/28/09				
24665	1,000.00	02/09/09		01/28/09				
24666	1,000.00	02/05/09		01/28/09				
24667			1,000.00	01/28/09				
24668	3,600.00	02/19/09		01/28/09				
24669	1,000.00	02/04/09		01/28/09				
24670			500.00	01/28/09				
24671	5,350.00	02/03/09		01/28/09				
24672	1,000.00	02/05/09		01/28/09				
24673	2,500.00	02/06/09		01/28/09				
24674	2,500.00	02/06/09		01/28/09				
24675	3,000.00	02/05/09		01/28/09				
24676			300.00	01/28/09				
24677	500.00	02/06/09		01/28/09				
24678	2,000.00	02/09/09		01/28/09				
24679	12,000.00	02/18/09		01/28/09				
24680	500.00	02/11/09		01/28/09				
24681	10,000.00	02/09/09		01/28/09				
24682	250.00	02/05/09		01/28/09				
24683	2,500.00	02/25/09		01/28/09				
24684	500.00	02/04/09		01/28/09				
24685	1,000.00	02/11/09		01/28/09				
24686	5,000.00	02/10/09		01/28/09				
24687			1,250.00	01/28/09				
24688	36,787.91	02/10/09		01/30/09				
24689	40,196.16	02/10/09		01/30/09				
24690	5,000.00	02/12/09		02/02/09				
24691	12,500.00	02/24/09		02/02/09				
24692	5,000.00	02/11/09		02/02/09				
24693	5,000.00	02/23/09		02/02/09				
24694	10,000.00	02/10/09		02/02/09				
24695	1,000.00	02/11/09		02/02/09				
24696	15,000.00	02/12/09		02/02/09				
24697	6,000.00	02/13/09		02/02/09				
24698			3,000.00	02/02/09				
24699	6,000.00	02/12/09		02/02/09				
24700	2,000.00	02/23/09		02/02/09				
24701	5,000.00	02/10/09		02/02/09				
24702	2,000.00	02/23/09		02/02/09				
24703	1,000.00	02/17/09		02/02/09				
24704	1,000.00	02/25/09		02/02/09				

PAID & OUTSTANDING

ACCOUNT NAME - CITI GIFT

SERIAL-NUM	PAID AMOUNT	PAID DTE	OUTSTANDING AMOUNT	ISSUE DATE	ADDITIONAL DATA	CODE	PLAN	FSI
24705	1,000.00	02/11/09		02/02/09				
24706	1,000.00	02/19/09		02/02/09				
24707	2,500.00	02/19/09		02/02/09				
24708	50,000.00	02/13/09		02/02/09				
24709	4,000.00	02/11/09		02/02/09				
24710	16,490.00	02/10/09		02/02/09				
24711	25,000.00	02/11/09		02/02/09				
24712	3,000.00	02/11/09		02/02/09				
24713	3,000.00	02/17/09		02/02/09				
24714	1,000.00	02/11/09		02/02/09				
24715			500.00	02/02/09				
24716	2,500.00	02/18/09		02/02/09				
24717	1,000.00	02/11/09		02/02/09				
24718	30,000.00	02/09/09		02/02/09				
24719			1,000.00	02/02/09				
24720	500.00	02/18/09		02/02/09				
24721	1,500.00	02/17/09		02/02/09				
24722	1,000.00	02/17/09		02/02/09				
24723	500.00	02/10/09		02/02/09				
24724	1,500.00	02/18/09		02/02/09				
24725	1,000.00	02/11/09		02/02/09				
24726	50,000.00	02/10/09		02/02/09				
24727	2,000.00	02/18/09		02/02/09				
24728	1,000.00	02/27/09		02/02/09				
24729	1,000.00	02/12/09		02/02/09				
24730	2,000.00	02/13/09		02/02/09				
24731	5,000.00	02/10/09		02/02/09				
24732	1,000.00	02/20/09		02/02/09				
24733	1,000.00	02/18/09		02/02/09				
24734	250.00	02/26/09		02/02/09				
24735	1,000.00	02/24/09		02/02/09				
24736	2,000.00	02/24/09		02/02/09				
24737	1,000.00	02/18/09		02/02/09				
24738	500.00	02/25/09		02/02/09				
24739	750.00	02/18/09		02/02/09				
24740			1,200.00	02/02/09				
24741	500.00	02/13/09		02/02/09				
24742	500.00	02/10/09		02/02/09				
24743	500.00	02/12/09		02/02/09				
24744	1,000.00	02/13/09		02/02/09				
24745			1,000.00	02/02/09				
24746	15,000.00	02/11/09		02/02/09				
24747	300.00	02/10/09		02/02/09				
24748	1,000.00	02/19/09		02/02/09				
24749	500.00	02/10/09		02/02/09				
24750	2,000.00	02/12/09		02/02/09				
24751	2,000.00	02/25/09		02/02/09				

PAID & OUTSTANDING

ACCOUNT NAME - CITI GIFT

SERIAL-NUM	PAID AMOUNT	PAID DTE	OUTSTANDING AMOUNT	ISSUE DATE	ADDITIONAL DATA	CODE	PLAN	FSI
24752	10,000.00	02/13/09		02/02/09				
24753	3,000.00	02/12/09		02/02/09				
24754	5,000.00	02/12/09		02/02/09				
24755	15,000.00	02/12/09		02/02/09				
24756	750.00	02/19/09		02/02/09				
24757	6,000.00	02/19/09		02/04/09				
24758	39,152.24	02/13/09		02/04/09				
24759	750.00	02/20/09		02/04/09				
24760	250.00	02/12/09		02/04/09				
24761	275.00	02/17/09		02/04/09				
24762	500.00	02/18/09		02/04/09				
24763	250.00	02/17/09		02/04/09				
24764			3,333.00	02/04/09				
24765	5,200.00	02/17/09		02/04/09				
24766	6,250.00	02/10/09		02/04/09				
24767	5,000.00	02/12/09		02/04/09				
24768	2,500.00	02/11/09		02/04/09				
24769	1,000.00	02/17/09		02/04/09				
24770	250.00	02/11/09		02/04/09				
24771	250.00	02/19/09		02/04/09				
24772	2,500.00	02/17/09		02/04/09				
24773	500.00	02/12/09		02/04/09				
24774	250.00	02/17/09		02/04/09				
24775	250.00	02/13/09		02/04/09				
24776			2,000.00	02/04/09				
24777			90,000.00	02/04/09				
24778	40,000.00	02/12/09		02/04/09				
24779	5,000.00	02/17/09		02/04/09				
24780	1,000.00	02/11/09		02/04/09				
24781	500.00	02/12/09		02/04/09				
24782	4,000.00	02/19/09		02/04/09				
24783	5,000.00	02/11/09		02/04/09				
24784	1,500.00	02/17/09		02/04/09				
24785	1,000.00	02/13/09		02/04/09				
24786	2,000.00	02/23/09		02/04/09				
24787	20,000.00	02/11/09		02/04/09				
24788	20,000.00	02/11/09		02/04/09				
24789	5,000.00	02/17/09		02/04/09				
24790	2,500.00	02/13/09		02/04/09				
24791	2,500.00	02/11/09		02/04/09				
24792	3,500.00	02/17/09		02/04/09				
24793	500.00	02/17/09		02/04/09				
24794	1,200.00	02/18/09		02/04/09				
24795	500.00	02/10/09		02/04/09				
24796	4,000.00	02/11/09		02/04/09				
24797	5,000.00	02/24/09		02/04/09				
24798	20,000.00	02/12/09		02/04/09				

PAID & OUTSTANDING

ACCOUNT NAME - CITI GIFT

SERIAL-NUM	PAID AMOUNT	PAID DTE	OUTSTANDING AMOUNT	ISSUE DATE	ADDITIONAL DATA	CODE	PLAN	FSI
24799	1,000.00	02/18/09		02/04/09				
24800	4,000.00	02/23/09		02/04/09				
24801	1,000.00	02/20/09		02/04/09				
24802	1,000.00	02/18/09		02/04/09				
24803	250.00	02/13/09		02/04/09				
24804	250.00	02/18/09		02/04/09				
24805	5,000.00	02/13/09		02/04/09				
24806	5,000.00	02/23/09		02/04/09				
24807	2,000.00	02/17/09		02/04/09				
24808	1,000.00	02/11/09		02/04/09				
24809	500.00	02/24/09		02/04/09				
24810	500.00	02/10/09		02/04/09				
24811	1,500.00	02/17/09		02/04/09				
24812			2,000.00	02/04/09				
24813	2,000.00	02/20/09		02/04/09				
24814	27,466.43	02/12/09		02/05/09				
24815	10,000.00	02/11/09		02/05/09				
24816	5,000.00	02/11/09		02/05/09				
24817	25,000.00	02/17/09		02/05/09				
24818	1,800.00	02/26/09		02/05/09				
24819			3,000.00	02/09/09				
24820	426.66	02/19/09		02/09/09				
24821	4,000.00	02/19/09		02/09/09				
24822			1,000.00	02/09/09				
24823			3,000.00	02/09/09				
24824	10,000.00	02/23/09		02/09/09				
24825	10,000.00	02/19/09		02/09/09				
24826	1,000.00	02/24/09		02/09/09				
24827	2,500.00	02/19/09		02/09/09				
24828	1,000.00	02/24/09		02/09/09				
24829	2,000.00	02/18/09		02/09/09				
24830	1,500.00	02/19/09		02/09/09				
24831			2,500.00	02/09/09				
24832			15,000.00	02/09/09				
24833			500.00	02/09/09				
24834	1,000.00	02/19/09		02/09/09				
24835			5,000.00	02/09/09				
24836	750.00	02/26/09		02/09/09				
24837	250.00	02/18/09		02/09/09				
24838	59,377.66	02/18/09		02/09/09				
24839	5,000.00	02/20/09		02/09/09				
24840	2,000.00	02/20/09		02/09/09				
24841	1,500.00	02/17/09		02/09/09				
24842	1,000.00	02/26/09		02/09/09				
24843	300.00	02/18/09		02/09/09				
24844	400.00	02/19/09		02/09/09				
24845			1,000.00	02/09/09				

PAID & OUTSTANDING

ACCOUNT NAME - CITI GIFT

SERIAL-NUM	PAID AMOUNT	PAID DTE	OUTSTANDING AMOUNT	ISSUE DATE	ADDITIONAL DATA	CODE	PLAN	FSI
24846			1,682.00	02/09/09				
24847			500.00	02/09/09				
24848	1,000.00	02/25/09		02/09/09				
24849	500.00	02/26/09		02/09/09				
24850	250.00	02/19/09		02/09/09				
24851	1,000.00	02/24/09		02/09/09				
24852	3,600.00	02/24/09		02/09/09				
24853	5,000.00	02/23/09		02/09/09				
24854			500.00	02/09/09				
24855	5,000.00	02/25/09		02/09/09				
24856	1,000.00	02/26/09		02/09/09				
24857	5,022.00	02/20/09		02/09/09				
24858	5,000.00	02/24/09		02/09/09				
24859	12,000.00	02/19/09		02/09/09				
24860			3,700.00	02/09/09				
24861	25,000.00	02/23/09		02/09/09				
24862	1,000.00	02/19/09		02/09/09				
24863	250.00	02/20/09		02/09/09				
24864	250.00	02/17/09		02/09/09				
24865			250.00	02/09/09				
24866	1,000.00	02/19/09		02/09/09				
24867			2,000.00	02/09/09				
24868	2,500.00	02/20/09		02/09/09				
24869			250.00	02/09/09				
24870	250.00	02/27/09		02/09/09				
24871	10,000.00	02/23/09		02/09/09				
24872	150,995.86	02/13/09		02/10/09				
24873	501.07	02/24/09		02/10/09				
24874	50,000.00	02/18/09		02/10/09				
24875			22,500.00	02/10/09				
24876	10,000.00	02/19/09		02/10/09				
24877	4,181.54	02/20/09		02/10/09				
24878	1,000.00	02/24/09		02/10/09				
24879			250.00	02/10/09				
24880	1,000.00	02/19/09		02/10/09				
24881	1,200.00	02/27/09		02/10/09				
24882	12,500.00	02/24/09		02/10/09				
24883			9,600.00	02/10/09				
24884	1,200.00	02/24/09		02/10/09				
24885	250.00	02/23/09		02/10/09				
24886	10,000.00	02/24/09		02/10/09				
24887	2,000.00	02/27/09		02/10/09				
24888	5,000.00	02/18/09		02/10/09				
24889	10,000.00	02/24/09		02/10/09				
24890	5,000.00	02/25/09		02/10/09				
24891	250.00	02/18/09		02/10/09				
24892	20,000.00	02/23/09		02/10/09				

PAID & OUTSTANDING

ACCOUNT NAME - CITI GIFT

SERIAL-NUM	PAID AMOUNT	PAID DTE	OUTSTANDING AMOUNT	ISSUE DATE	ADDITIONAL DATA	CODE	PLAN	FSI
24893	30,000.00	02/25/09		02/10/09				
24894	10,000.00	02/19/09		02/10/09				
24895	10,000.00	02/20/09		02/10/09				
24896	10,000.00	02/24/09		02/10/09				
24897	5,000.00	02/19/09		02/10/09				
24898	500.00	02/23/09		02/10/09				
24899	2,500 00	02/20/09		02/10/09				
24900	500 00	02/20/09		02/10/09				
24901	500.00	02/20/09		02/10/09				
24902	500.00	02/19/09		02/10/09				
24903	100,000.00	02/17/09		02/10/09				
24904	38,000.00	02/19/09		02/10/09				
24905	50,000.00	02/20/09		02/10/09				
24906	24,000.00	02/24/09		02/10/09				
24907	5,000.00	02/19/09		02/10/09				
24909	279.50	02/24/09		02/12/09				
24910	300.00	02/23/09		02/12/09				
24911	5,000.00	02/23/09		02/12/09				
24912	250.00	02/26/09		02/12/09				
24913	300 00	02/19/09		02/12/09				
24914	11,000.00	02/26/09		02/12/09				
24915	700.00	02/23/09		02/12/09				
24916	1,000.00	02/25/09		02/12/09				
24917	250 00	02/20/09		02/12/09				
24918			750.00	02/12/09				
24919	1,000 00	02/26/09		02/12/09				
24920	2,500.00	02/24/09		02/12/09				
24921	2,500.00	02/25/09		02/12/09				
24922	2,000.00	02/23/09		02/12/09				
24923	2,000.00	02/19/09		02/12/09				
24924	500 00	02/25/09		02/12/09				
24925			250.00	02/12/09				
24926	1,500 00	02/20/09		02/12/09				
24927	5,000 00	02/23/09		02/12/09				
24928	1,000.00	02/24/09		02/12/09				
24929	980.00	02/23/09		02/12/09				
24930	250.00	02/27/09		02/12/09				
24931	360 00	02/19/09		02/12/09				
24932	250 00	02/19/09		02/12/09				
24933	10,000 00	02/23/09		02/12/09				
24934	5,000 00	02/18/09		02/12/09				
24935	1,250.00	02/23/09		02/12/09				
24936	250.00	02/20/09		02/12/09				
24937	1,500.00	02/18/09		02/12/09				
24938	150,000.00	02/27/09		02/12/09				
24939	5,000 00	02/18/09		02/12/09				
24940	900.00	02/23/09		02/12/09				

PAID & OUTSTANDING

ACCOUNT NAME - CITI GIFT

SERIAL-NUM	PAID AMOUNT	PAID DTE	OUTSTANDING AMOUNT	ISSUE DATE	ADDITIONAL DATA	CODE	PLAN	FSI
24941	1,000.00	02/18/09		02/12/09				
24942	500.00	02/26/09		02/12/09				
24943	1,000.00	02/23/09		02/12/09				
24944	25,000.00	02/19/09		02/12/09				
24945			30,000.00	02/12/09				
24946	1,000.00	02/20/09		02/12/09				
24947			600.00	02/12/09				
24948			250.00	02/12/09				
24949	2,700.00	02/23/09		02/12/09				
24950	450.00	02/23/09		02/12/09				
24951			450.00	02/12/09				
24952			2,000.00	02/12/09				
24953	4,500.00	02/20/09		02/12/09				
24954	1,000.00	02/23/09		02/12/09				
24955	500.00	02/26/09		02/12/09				
24956	250.00	02/26/09		02/12/09				
24957	1,000.00	02/20/09		02/12/09				
24958	600.00	02/19/09		02/12/09				
24959			1,000.00	02/12/09				
24960	1,000.00	02/23/09		02/12/09				
24961			10,000.00	02/12/09				
24962	750.00	02/20/09		02/12/09				
24963	300.00	02/23/09		02/12/09				
24964	1,500.00	02/24/09		02/12/09				
24965	5,000.00	02/20/09		02/12/09				
24966	10,000.00	02/25/09		02/12/09				
24967	500.00	02/23/09		02/12/09				
24968	5,000.00	02/19/09		02/12/09				
24969			1,200.00	02/12/09				
24970	250.00	02/18/09		02/12/09				
24971	250.00	02/19/09		02/12/09				
24972	250.00	02/20/09		02/12/09				
24973	250.00	02/25/09		02/12/09				
24974			250.00	02/12/09				
24975	250.00	02/23/09		02/12/09				
24976	250.00	02/24/09		02/12/09				
24977	300.00	02/24/09		02/12/09				
24978	10,000.00	02/23/09		02/12/09				
24979	10,000.00	02/23/09		02/12/09				
24980			20,000.00	02/12/09				
24981	20,000.00	02/20/09		02/12/09				
24982	1,000.00	02/19/09		02/12/09				
24983			2,000.00	02/12/09				
24984	10,000.00	02/26/09		02/12/09				
24985			10,000.00	02/12/09				
24986	250.00	02/27/09		02/12/09				
24987	750.00	02/20/09		02/12/09				

PAID & OUTSTANDING

ACCOUNT NAME - CITI GIFT

SERIAL-NUM	PAID AMOUNT	PAID DTE	OUTSTANDING AMOUNT	ISSUE DATE	ADDITIONAL DATA	CODE	PLAN	FSI
24988	1,500.00	02/24/09		02/12/09				
24989	1,000.00	02/24/09		02/12/09				
24990	2,258,101.93	02/19/09		02/13/09				
24992			10,000.00	02/19/09				
24993			20,000.00	02/19/09				
24994	10,000.00	02/26/09		02/19/09				
24995			1,000.00	02/19/09				
24996			300,000.00	02/19/09				
24997			17,500.00	02/19/09				
24998	6,500.00	02/27/09		02/19/09				
24999			10,000.00	02/19/09				
25000			1,750.00	02/19/09				
25001	1,000.00	02/25/09		02/19/09				
25002	20,000.00	02/26/09		02/19/09				
25003			100,000.00	02/19/09				
25004			360.00	02/19/09				
25005			500.00	02/19/09				
25006	250.00	02/27/09		02/19/09				
25007			250.00	02/19/09				
25008	500.00	02/27/09		02/19/09				
25009	750.00	02/27/09		02/19/09				
25010			3,000.00	02/19/09				
25011			1,500.00	02/19/09				
25012			250.00	02/19/09				
25013			10,000.00	02/19/09				
25014			3,000.00	02/19/09				
25015	1,000.00	02/26/09		02/19/09				
25016			1,000.00	02/19/09				
25017			10,000.00	02/19/09				
25018			1,000.00	02/19/09				
25019	1,000.00	02/24/09		02/19/09				
25020			10,000.00	02/19/09				
25021			5,000.00	02/19/09				
25022			1,000.00	02/19/09				
25023			2,500.00	02/19/09				
25024	1,000.00	02/24/09		02/19/09				
25025	500.00	02/26/09		02/19/09				
25026			1,000.00	02/19/09				
25027	1,000.00	02/26/09		02/19/09				
25028			1,000.00	02/19/09				
25029			500.00	02/19/09				
25030			500.00	02/19/09				
25031			40,000.00	02/19/09				
25032	50,000.00	02/24/09		02/19/09				
25033			1,000.00	02/19/09				
25034			10,500.00	02/19/09				
25035			250.00	02/19/09				

PAID & OUTSTANDING

ACCOUNT NAME - CITI GIFT

SERIAL-NUM	PAID AMOUNT	PAID DTE	OUTSTANDING AMOUNT	ISSUE DATE	ADDITIONAL DATA	CODE	PLAN	FSI
25036	2,500.00	02/26/09		02/19/09				
25037			11,600.00	02/19/09				
25038			5,000.00	02/19/09				
25039			2,500.00	02/19/09				
25040	10,000.00	02/25/09		02/19/09				
25041			1,000.00	02/19/09				
25042			1,000.00	02/19/09				
25043	5,000.00	02/27/09		02/19/09				
25044	5,000.00	02/27/09		02/19/09				
25045	1,000.00	02/24/09		02/19/09				
25046			2,500.00	02/19/09				
25047	525.00	02/27/09		02/19/09				
25048	1,200.00	02/26/09		02/19/09				
25049			2,000.00	02/19/09				
25050	2,000.00	02/26/09		02/19/09				
25051	250.00	02/26/09		02/19/09				
25052			5,000.00	02/19/09				
25053			5,000.00	02/19/09				
25054			30,000.00	02/19/09				
25055	1,500.00	02/27/09		02/19/09				
25056	2,000.00	02/27/09		02/19/09				
25057	2,000.00	02/25/09		02/19/09				
25058	144,788.23	02/27/09		02/20/09				
25059			2,153.84	02/20/09				
25060			250.00	02/20/09				
25061			5,750.00	02/24/09				
25062			1,000.00	02/24/09				
25063			2,500.00	02/24/09				
25064			10,000.00	02/24/09				
25065			10,000.00	02/24/09				
25066			25,300.00	02/24/09				
25067			250.00	02/24/09				
25068			500.00	02/24/09				
25069			3,300.00	02/24/09				
25070			25,300.00	02/24/09				
25071			10,000.00	02/24/09				
25072			25,300.00	02/24/09				
25073			1,000.00	02/24/09				
25074			1,000.00	02/24/09				
25075			18,000.00	02/24/09				
25076			2,500.00	02/24/09				
25077			1,000.00	02/24/09				
25078			300.00	02/24/09				
25079			500.00	02/24/09				
25080			1,750.00	02/24/09				
25081			13,000.00	02/24/09				
25082			5,000.00	02/24/09				

PAID & OUTSTANDING

ACCOUNT NAME - CITI GIFT

SERIAL-NUM	PAID AMOUNT	PAID DTE	OUTSTANDING AMOUNT	ISSUE DATE	ADDITIONAL DATA	CODE	PLAN	FSI
25083			2,500.00	02/24/09				
25084			5,000.00	02/24/09				
25085			1,500.00	02/24/09				
25086			1,000.00	02/24/09				
25087			700.00	02/24/09				
25088			1,000.00	02/24/09				
25089			500.00	02/24/09				
25090			1,000.00	02/24/09				
25091			1,000.00	02/24/09				
25092			250.00	02/24/09				
25093			250.00	02/24/09				
25094			250.00	02/24/09				
25095			12,000.00	02/24/09				
25096			1,000.00	02/24/09				
25097			1,000.00	02/24/09				
25098			1,000.00	02/24/09				
25099			10,000.00	02/24/09				
25100			10,000.00	02/24/09				
25101			2,500.00	02/24/09				
25102			2,500.00	02/24/09				
25103			2,500.00	02/24/09				
25104			2,500.00	02/24/09				
25105			1,000.00	02/24/09				
25106			750.00	02/24/09				
25107			500.00	02/24/09				
25108			6,160.00	02/26/09				
25109			5,000.00	02/26/09				
25110			1,500.00	02/26/09				
25111			500.00	02/26/09				
25112			250.00	02/26/09				
25113			2,000.00	02/26/09				
25114			250.00	02/26/09				
25115			50,000.00	02/26/09				
25116			3,000.00	02/26/09				
25117			5,000.00	02/26/09				
25118			5,000.00	02/26/09				
25119			100,000.00	02/26/09				
25120			15,000.00	02/26/09				
25121			15,000.00	02/26/09				
25122			3,000.00	02/26/09				
25123			2,000.00	02/26/09				
25124			15,000.00	02/26/09				
25125			10,000.00	02/26/09				
25126			500,000.00	02/26/09				
25127			2,000.00	02/26/09				
25128			250.00	02/26/09				
25129			15,001.00	02/26/09				

REPORT DATE 03/05/09

ACCOUNT 3875-7391 RULE OFF FROM 02/01/09 TO 02/28/09

RUN DATE 03/05/09 TIME 09:51

PAID & OUTSTANDING

PAGE 18

ACCOUNT NAME - CITI GIFT

SERIAL-NUM	PAID AMOUNT	PAID DTE	OUTSTANDING AMOUNT	ISSUE DATE	ADDITIONAL DATA	CODE	PLAN	FSI
25130			1,000.00	02/26/09				
25131			40,000.00	02/26/09				
25132			1,000.00	02/26/09				
25133			1,000.00	02/26/09				
25134			2,597.99	02/26/09				
25135			5,000.00	02/26/09				
25136			250.00	02/26/09				
25137			2,000.00	02/26/09				
25138			1,000.00	02/26/09				
25139			1,000.00	02/26/09				
25140			3,250.00	02/26/09				
25141			11,000.00	02/26/09				
25142			5,000.00	02/26/09				
25143			5,000.00	02/26/09				
25144			1,000.00	02/26/09				
25145			600.00	02/26/09				
25146			500.00	02/26/09				
25147			600.00	02/26/09				
25148			10,000.00	02/26/09				
25149			250.00	02/26/09				
REPORT TOTAL	5,238,754.22	ITEMS	571	2,180,505	83 ITEMS			248

REPORT DATE 03/05/09

ACCOUNT 3875-7391 RULE OFF FROM 02/01/09 TO 02/28/09

RUN DATE 03/05/09 TIME 09 51

ISSUANCE SUMMARY

PAGE 1

ACCOUNT NAME - CITI GIFT

ADDITIONAL CHECKS ISSUED

SERIAL-NUM	ISSUE AMOUNT	ISS DATE	SERIAL-NUM	ISSUE AMOUNT	ISS DATE	SERIAL-NUM	ISSUE AMOUNT	ISS DATE
			TOTAL	0.00	ITEMS	0		

REPORT DATE 03/05/09

ACCOUNT 3875-7391 RULE OFF FROM 02/01/09 TO 02/28/09

RUN DATE 03/05/09 TIME 09:51

ISSUANCE SUMMARY

PAGE 1

ACCOUNT NAME - CITI GIFT

ISSUED CHECKS VOIDED

SERIAL-NUM	ISSUE AMOUNT	ISS DATE	REASON	SERIAL-NUM	ISSUE AMOUNT	ISS DATE	REASON
22224	250 00	10/17/08	STOPPED 02/05/09	22383	250.00	11/03/08	STOPPED 02/05/09
22563	1,800.00	11/07/08	STOPPED 02/03/09	22605	10,000.00	11/10/08	STOPPED 02/05/09
23669	25,000.00	12/22/08	STOPPED 02/03/09				
				TOTAL	37,300.00	ITEMS	5

REPORT DATE 03/05/09

ACCOUNT 3875-7391 RULE OFF FROM 02/01/09 TO 02/28/09

RUN DATE 03/05/09 TIME 09:51

ISSUANCE SUMMARY

PAGE 1

ACCOUNT NAME - CITI GIFT

AGED ITEMS VOIDED

SERIAL-NUM	ISSUE AMOUNT	ISS DATE	REASON
------------	--------------	----------	--------

SERIAL-NUM	ISSUE AMOUNT	ISS DATE	REASON
------------	--------------	----------	--------

SERIAL-NUM	ISSUE AMOUNT	ISS DATE	REASON
------------	--------------	----------	--------

TOTAL	0.00	ITEMS	0
-------	------	-------	---

TOTAL	0.00	ITEMS	0
-------	------	-------	---

TOTAL	0.00	ITEMS	0
-------	------	-------	---

TOTAL	0.00	ITEMS	0
-------	------	-------	---

TOTAL	0.00	ITEMS	0
-------	------	-------	---

REPORT DATE 03/05/09

ACCOUNT 3875-7391 RULE OFF FROM 02/01/09 TO 02/28/09

RUN DATE 03/05/09 TIME 09:51

ISSUANCE SUMMARY

PAGE 1

ACCOUNT NAME - CITI GIFT

ISSUANCE REGISTER ADJUSTMENTS

PREV PAID	TOTAL	0.00	ITEMS	0
CURRENT	TOTAL	0.00	ITEMS	0
REPORT	TOTAL	0.00	ITEMS	0

REPORT DATE 03/05/09

ACCOUNT 3875-7391 RULE OFF FROM 02/01/09 TO 02/28/09

RUN DATE 03/05/09 TIME 09:51

ISSUANCE SUMMARY

PAGE 1

ACCOUNT NAME - CITI GIFT

ISSUANCE SUMMARY

	ISSUE AMOUNT	ITEMS
INITIAL ISSUANCE	6,235,460.95	458
ADDITIONAL CHECKS ISSUED	0.00	0
ISSUED CHECKS VOIDED	<37,300.00>	5
AGED ITEMS VOIDED	0.00	0
ISSUANCE REGISTER ADJUSTMENTS	0 00	0

FEBRUARY GRANTS PAID:

6,198,160.95

PAID & OUTSTANDING

ACCOUNT NAME - CITI GIFT

SERIAL-NUM	PAID AMOUNT	PAID DTE	OUTSTANDING AMOUNT	ISSUE DATE	ADDITIONAL DATA	CODE	PLAN	FSI
16376			1,200.00	12/19/07				
17518			2,000.00	01/16/08				
20760			400.00	06/25/08				
20803			25,000.00	06/26/08				
21127			1,000.00	07/15/07	UNIVERSITY OF MARYLAND - SCHOO			
21127			1,000.00	07/16/08				
21205			9,200.00	07/23/08				
21538			500.00	08/27/07				
21538			500.00	08/29/08				
21600			1,000.00	09/03/07				
21600			1,000.00	09/05/08				
21668			250.00	09/10/07				
21672			2,100.00	09/10/07				
21672			2,100.00	09/12/08				
21694			500.00	09/10/07				
21694			500.00	09/12/08				
21734			1,000.00	09/12/07				
21734			1,000.00	09/16/08				
21830			500.00	09/19/07				
21830			500.00	09/23/08				
21849			2,000.00	09/18/07				
21849			2,000.00	09/23/08				
21914			250.00	09/29/07				
21914			250.00	10/01/08				
21962			500.00	10/03/07				
21962			500.00	10/03/08				
22095			500.00	10/09/07				
22095	500.00	03/05/09		10/13/08				
23329			250.00	12/16/08				
23357			900.00	12/16/08				
23358			900.00	12/16/08				
23390	1,000.00	03/11/09		12/16/08				
23446			1,000.00	12/16/08				
23592			500.00	12/22/08				
23766	5,000.00	03/13/09		12/26/08				
23879			250.00	01/05/09				
23900			10,000.00	01/05/09				
23916	250.00	03/03/09		01/05/09				
23926	100,000.00	03/26/09		01/05/09				
23977			250.00	01/05/09				
24079			1,000.00	01/05/09				
24154	2,018.00	03/16/09		01/07/09				
24182			1,000.00	01/07/09				
24232			500.00	01/09/09				
24236	1,000.00	03/03/09		01/09/09				
24316			500.00	01/14/09				
24325	250.00	03/24/09		01/14/09				

PAID & OUTSTANDING

ACCOUNT NAME - CITI GIFT

SERIAL-NUM	PAID AMOUNT	PAID DTE	OUTSTANDING AMOUNT	ISSUE DATE	ADDITIONAL DATA	CODE	PLAN	FSI
24390			250 00	01/14/09				
24405			1,000.00	01/15/09				
24411			1,000.00	01/15/09				
24414	250.00	03/05/09		01/15/09				
24415			500 00	01/15/09				
24416	500.00	03/05/09		01/15/09				
24422	1,000.00	03/09/09		01/20/09				
24529	1,500.00	03/05/09		01/26/09				
24534	1,000.00	03/23/09		01/26/09				
24540	1,000.00	03/12/09		01/26/09				
24554	250.00	03/02/09		01/26/09				
24567	2,500.00	03/30/09		01/26/09				
24592	250.00	03/13/09		01/26/09				
24595	500.00	03/02/09		01/26/09				
24645	2,000.00	03/02/09		01/28/09				
24667	1,000.00	03/20/09		01/28/09				
24670			500 00	01/28/09				
24676	300.00	03/09/09		01/28/09				
24687			1,250 00	01/28/09				
24698	3,000 00	03/10/09		02/02/09				
24715	500 00	03/02/09		02/02/09				
24719	1,000.00	03/31/09		02/02/09				
24740	1,200.00	03/04/09		02/02/09				
24745	1,000.00	03/18/09		02/02/09				
24764	3,333 00	03/31/09		02/04/09				
24776	2,000.00	03/05/09		02/04/09				
24777	90,000.00	03/05/09		02/04/09				
24812	2,000.00	03/17/09		02/04/09				
24819	3,000.00	03/02/09		02/09/09				
24822	1,000.00	03/23/09		02/09/09				
24823	3,000.00	03/02/09		02/09/09				
24831	2,500.00	03/02/09		02/09/09				
24832	15,000.00	03/03/09		02/09/09				
24833	500.00	03/02/09		02/09/09				
24835			5,000.00	02/09/09				
24845	1,000.00	03/09/09		02/09/09				
24846	1,682.00	03/03/09		02/09/09				
24847	500.00	03/10/09		02/09/09				
24854	500.00	03/03/09		02/09/09				
24860	3,700.00	03/02/09		02/09/09				
24865	250.00	03/02/09		02/09/09				
24867	2,000 00	03/09/09		02/09/09				
24869			250.00	02/09/09				
24875	22,500.00	03/03/09		02/10/09				
24879	250.00	03/02/09		02/10/09				
24883	9,600.00	03/03/09		02/10/09				
24918	750.00	03/04/09		02/12/09				

PAID & OUTSTANDING

ACCOUNT NAME - CITI GIFT

SERIAL-NUM	PAID AMOUNT	PAID DTE	OUTSTANDING AMOUNT	ISSUE DATE	ADDITIONAL DATA	CODE	PLAN	FSI
24925	250.00	03/03/09		02/12/09				
24945	30,000.00	03/03/09		02/12/09				
24947	600.00	03/04/09		02/12/09				
24948	250.00	03/02/09		02/12/09				
24951	450.00	03/04/09		02/12/09				
24952	2,000.00	03/02/09		02/12/09				
24959	1,000.00	03/03/09		02/12/09				
24961	10,000.00	03/02/09		02/12/09				
24969	1,200.00	03/04/09		02/12/09				
24974	250.00	03/06/09		02/12/09				
24980	20,000.00	03/03/09		02/12/09				
24983	2,000.00	03/02/09		02/12/09				
24985	10,000.00	03/12/09		02/12/09				
24992	10,000.00	03/19/09		02/19/09				
24993	20,000.00	03/05/09		02/19/09				
24995	1,000.00	03/02/09		02/19/09				
24996	300,000.00	03/05/09		02/19/09				
24997	17,500.00	03/03/09		02/19/09				
24999	10,000.00	03/02/09		02/19/09				
25000	1,750.00	03/02/09		02/19/09				
25003	100,000.00	03/06/09		02/19/09				
25004	360.00	03/03/09		02/19/09				
25005	500.00	03/04/09		02/19/09				
25007			250.00	02/19/09				
25010	3,000.00	03/02/09		02/19/09				
25011	1,500.00	03/02/09		02/19/09				
25012			250.00	02/19/09				
25013	10,000.00	03/02/09		02/19/09				
25014	3,000.00	03/02/09		02/19/09				
25016	1,000.00	03/02/09		02/19/09				
25017	10,000.00	03/02/09		02/19/09				
25018	1,000.00	03/05/09		02/19/09				
25020	10,000.00	03/05/09		02/19/09				
25021	5,000.00	03/05/09		02/19/09				
25022	1,000.00	03/04/09		02/19/09				
25023	2,500.00	03/02/09		02/19/09				
25026	1,000.00	03/18/09		02/19/09				
25028	1,000.00	03/02/09		02/19/09				
25029	500.00	03/03/09		02/19/09				
25030	500.00	03/02/09		02/19/09				
25031	40,000.00	03/03/09		02/19/09				
25033	1,000.00	03/03/09		02/19/09				
25034	10,500.00	03/03/09		02/19/09				
25035	250.00	03/02/09		02/19/09				
25037	11,600.00	03/04/09		02/19/09				
25038	5,000.00	03/10/09		02/19/09				
25039	2,500.00	03/06/09		02/19/09				

PAID & OUTSTANDING

ACCOUNT NAME - CITI GIFT

SERIAL-NUM	PAID AMOUNT	PAID DTE	OUTSTANDING AMOUNT	ISSUE DATE	ADDITIONAL DATA	CODE	PLAN	FSI
25041			1,000.00	02/19/09				
25042	1,000.00	03/04/09		02/19/09				
25046	2,500.00	03/10/09		02/19/09				
25049	2,000.00	03/04/09		02/19/09				
25052	5,000.00	03/25/09		02/19/09				
25053	5,000.00	03/03/09		02/19/09				
25054	30,000.00	03/03/09		02/19/09				
25059	2,153.84	03/02/09		02/20/09				
25060	250.00	03/03/09		02/20/09				
25061	5,750.00	03/05/09		02/24/09				
25062	1,000.00	03/17/09		02/24/09				
25063	2,500.00	03/09/09		02/24/09				
25064	10,000.00	03/23/09		02/24/09				
25065	10,000.00	03/23/09		02/24/09				
25066	25,000.00	03/10/09		02/24/09				
25067	250.00	03/09/09		02/24/09				
25068	500.00	03/05/09		02/24/09				
25069	3,000.00	03/10/09		02/24/09				
25070	25,000.00	03/09/09		02/24/09				
25071	10,000.00	03/05/09		02/24/09				
25072	25,000.00	03/10/09		02/24/09				
25073	1,000.00	03/06/09		02/24/09				
25074	1,000.00	03/25/09		02/24/09				
25075	18,000.00	03/05/09		02/24/09				
25076	2,500.00	03/24/09		02/24/09				
25077	1,000.00	03/06/09		02/24/09				
25078	300.00	03/24/09		02/24/09				
25079	500.00	03/05/09		02/24/09				
25080	1,750.00	03/04/09		02/24/09				
25081	13,000.00	03/09/09		02/24/09				
25082	5,000.00	03/10/09		02/24/09				
25083	2,500.00	03/04/09		02/24/09				
25084	5,000.00	03/09/09		02/24/09				
25085	1,500.00	03/05/09		02/24/09				
25086	1,000.00	03/11/09		02/24/09				
25087	700.00	03/26/09		02/24/09				
25088	1,000.00	03/06/09		02/24/09				
25089	500.00	03/05/09		02/24/09				
25090	1,000.00	03/12/09		02/24/09				
25091	1,000.00	03/10/09		02/24/09				
25092			250.00	02/24/09				
25093	250.00	03/19/09		02/24/09				
25094	250.00	03/17/09		02/24/09				
25095	12,000.00	03/06/09		02/24/09				
25096	1,000.00	03/27/09		02/24/09				
25097	1,000.00	03/05/09		02/24/09				
25098	1,000.00	03/20/09		02/24/09				

PAID & OUTSTANDING

ACCOUNT NAME - CITI GIFT

SERIAL-NUM	PAID AMOUNT	PAID DTE	OUTSTANDING AMOUNT	ISSUE DATE	ADDITIONAL DATA	CODE	PLAN	FSI
25099	10,000.00	03/10/09		02/24/09				
25100	10,000.00	03/10/09		02/24/09				
25101	2,500.00	03/18/09		02/24/09				
25102	2,500.00	03/04/09		02/24/09				
25103	2,500.00	03/04/09		02/24/09				
25104	2,500.00	03/06/09		02/24/09				
25105	1,000.00	03/04/09		02/24/09				
25106	750.00	03/03/09		02/24/09				
25107	500.00	03/04/09		02/24/09				
25108			6,160.00	02/26/09				
25109	5,000.00	03/06/09		02/26/09				
25110	1,500.00	03/10/09		02/26/09				
25111	500.00	03/09/09		02/26/09				
25112	250.00	03/09/09		02/26/09				
25113	2,000.00	03/20/09		02/26/09				
25114	250.00	03/04/09		02/26/09				
25115	50,000.00	03/05/09		02/26/09				
25116	3,000.00	03/10/09		02/26/09				
25117	5,000.00	03/16/09		02/26/09				
25118	5,000.00	03/09/09		02/26/09				
25119	100,000.00	03/04/09		02/26/09				
25120	15,000.00	03/24/09		02/26/09				
25121	15,000.00	03/04/09		02/26/09				
25122	3,000.00	03/05/09		02/26/09				
25123	2,000.00	03/13/09		02/26/09				
25124	15,000.00	03/12/09		02/26/09				
25125	10,000.00	03/12/09		02/26/09				
25126	500,000.00	03/11/09		02/26/09				
25127	2,000.00	03/06/09		02/26/09				
25128	250.00	03/04/09		02/26/09				
25129	15,001.00	03/24/09		02/26/09				
25130	1,000.00	03/19/09		02/26/09				
25131	40,000.00	03/03/09		02/26/09				
25132	1,000.00	03/10/09		02/26/09				
25133	1,000.00	03/23/09		02/26/09				
25134	2,597.99	03/10/09		02/26/09				
25135	5,000.00	03/05/09		02/26/09				
25136	250.00	03/18/09		02/26/09				
25137	2,000.00	03/19/09		02/26/09				
25138	1,000.00	03/20/09		02/26/09				
25139	1,000.00	03/05/09		02/26/09				
25140	3,250.00	03/17/09		02/26/09				
25141	11,000.00	03/04/09		02/26/09				
25142	5,000.00	03/09/09		02/26/09				
25143	5,000.00	03/06/09		02/26/09				
25144	1,000.00	03/16/09		02/26/09				
25145	600.00	03/06/09		02/26/09				

PAID & OUTSTANDING

ACCOUNT NAME - CITI GIFT

SERIAL-NUM	PAID AMOUNT	PAID DTE	OUTSTANDING AMOUNT	ISSUE DATE	ADDITIONAL DATA	CODE	PLAN	FSI
25146	500.00	03/04/09		02/26/09				
25147	600.00	03/05/09		02/26/09				
25148	10,000.00	03/17/09		02/26/09				
25149	250.00	03/05/09		02/26/09				
25150	1,000.00	03/16/09		03/02/09				
25151	2,000.00	03/19/09		03/02/09				
25152	27,848.06	03/10/09		03/02/09				
25153	2,500.00	03/12/09		03/02/09				
25154	5,000.00	03/12/09		03/02/09				
25155	15,000.00	03/10/09		03/02/09				
25156	1,000.00	03/11/09		03/02/09				
25157			250.00	03/02/09				
25158	250.00	03/11/09		03/02/09				
25159	250.00	03/24/09		03/02/09				
25160	250.00	03/09/09		03/02/09				
25161	500.00	03/16/09		03/02/09				
25162	250.00	03/23/09		03/02/09				
25163	250.00	03/12/09		03/02/09				
25164	10,000.00	03/18/09		03/02/09				
25165	250.00	03/20/09		03/02/09				
25166	824.00	03/17/09		03/02/09				
25167	500.00	03/19/09		03/02/09				
25168	20,000.00	03/17/09		03/02/09				
25169	2,000.00	03/09/09		03/02/09				
25170	2,000.00	03/23/09		03/02/09				
25171	25,000.00	03/11/09		03/02/09				
25172	5,000.00	03/13/09		03/03/09				
25173	10,000.00	03/11/09		03/03/09				
25174	1,000.00	03/11/09		03/03/09				
25175	250.00	03/17/09		03/03/09				
25176	439.47	03/18/09		03/03/09				
25177	7,500.00	03/09/09		03/03/09				
25178	3,000.00	03/23/09		03/03/09				
25179			5,000.00	03/03/09				
25180	5,000.00	03/12/09		03/03/09				
25181	6,000.00	03/17/09		03/03/09				
25182	3,000.00	03/18/09		03/03/09				
25183	3,000.00	03/11/09		03/03/09				
25184	2,000.00	03/10/09		03/03/09				
25185	10,000.00	03/11/09		03/03/09				
25186	45,000.00	03/12/09		03/03/09				
25187	1,000.00	03/11/09		03/03/09				
25188	5,000.00	03/11/09		03/03/09				
25189	2,500.00	03/16/09		03/03/09				
25191	250.00	03/13/09		03/03/09				
25192			5,000.00	03/03/09				
25193	250.00	03/17/09		03/03/09				

PAID & OUTSTANDING

ACCOUNT NAME - CITI GIFT

SERIAL-NUM	PAID AMOUNT	PAID DTE	OUTSTANDING AMOUNT	ISSUE DATE	ADDITIONAL DATA	CODE	PLAN	FSI
25194	10,000.00	03/12/09		03/03/09				
25195			2,000.00	03/03/09				
25196	5,000.00	03/25/09		03/03/09				
25197	2,000.00	03/16/09		03/03/09				
25198	10,000.00	03/11/09		03/03/09				
25199	1,000.00	03/23/09		03/03/09				
25200	15,000.00	03/16/09		03/03/09				
25201	2,000.00	03/12/09		03/03/09				
25202	5,000.00	03/10/09		03/03/09				
25203	1,500.00	03/10/09		03/03/09				
25204	500.00	03/12/09		03/03/09				
25205	1,000.00	03/23/09		03/03/09				
25206	250.00	03/10/09		03/03/09				
25207	3,500.00	03/11/09		03/03/09				
25208	10,000.00	03/16/09		03/03/09				
25209	2,500.00	03/12/09		03/03/09				
25210	50,000.00	03/16/09		03/03/09				
25211	4,000.00	03/17/09		03/04/09				
25212	250.00	03/11/09		03/04/09				
25213	1,000.00	03/10/09		03/04/09				
25214	250.00	03/20/09		03/04/09				
25215	250.00	03/11/09		03/04/09				
25216	250.00	03/17/09		03/04/09				
25217	250.00	03/12/09		03/04/09				
25218	1,072.00	03/11/09		03/04/09				
25219	1,000.00	03/10/09		03/04/09				
25220	250.00	03/12/09		03/04/09				
25221	250.00	03/17/09		03/04/09				
25222	250.00	03/11/09		03/04/09				
25223	250.00	03/12/09		03/04/09				
25224	250.00	03/16/09		03/04/09				
25225	250.00	03/12/09		03/04/09				
25226	7,500.00	03/13/09		03/04/09				
25227	500.00	03/12/09		03/04/09				
25228	20,000.00	03/12/09		03/04/09				
25229	1,000.00	03/11/09		03/04/09				
25230	500.00	03/17/09		03/04/09				
25231	500.00	03/11/09		03/04/09				
25232	75,000.00	03/18/09		03/04/09				
25233	2,000.00	03/18/09		03/04/09				
25234	250.00	03/13/09		03/04/09				
25235	250.00	03/17/09		03/04/09				
25236	1,500.00	03/18/09		03/04/09				
25237	500.00	03/19/09		03/04/09				
25238	5,000.00	03/18/09		03/10/09				
25239	1,050.00	03/20/09		03/10/09				
25240	3,000.00	03/24/09		03/10/09				

PAID & OUTSTANDING

ACCOUNT NAME - CITI GIFT

SERIAL-NUM	PAID AMOUNT	PAID DTE	OUTSTANDING AMOUNT	ISSUE DATE	ADDITIONAL DATA	CODE	PLAN	FSI
25241	1,000.00	03/24/09		03/10/09				
25242	1,000.00	03/20/09		03/10/09				
25243	1,000.00	03/20/09		03/10/09				
25244	1,000.00	03/20/09		03/10/09				
25245	1,000.00	03/19/09		03/10/09				
25246	1,000.00	03/23/09		03/10/09				
25247	420.00	03/20/09		03/10/09				
25248	5,000.00	03/23/09		03/10/09				
25249	10,000.00	03/20/09		03/10/09				
25250	2,500.00	03/23/09		03/10/09				
25251			15,000.00	03/10/09				
25252	5,000.00	03/23/09		03/10/09				
25253	500.00	03/24/09		03/10/09				
25254	6,000.00	03/19/09		03/10/09				
25255	6,000.00	03/19/09		03/10/09				
25256	75,000.00	03/19/09		03/10/09				
25257	250.00	03/20/09		03/10/09				
25258	1,000.00	03/20/09		03/10/09				
25259	5,000.00	03/19/09		03/10/09				
25260	250.00	03/17/09		03/10/09				
25261	500.00	03/19/09		03/10/09				
25262	8,000.00	03/24/09		03/10/09				
25264	5,000.00	03/17/09		03/10/09				
25265	5,000.00	03/18/09		03/10/09				
25266			500.00	03/10/09				
25267	3,000.00	03/26/09		03/10/09				
25268	25,000.00	03/19/09		03/10/09				
25269	1,000.00	03/19/09		03/10/09				
25270	1,000.00	03/17/09		03/10/09				
25271	1,500.00	03/20/09		03/10/09				
25272	10,000.00	03/23/09		03/10/09				
25273	156,469.29	03/13/09		03/10/09				
25274	25,000.00	03/19/09		03/10/09				
25275	350.00	03/23/09		03/10/09				
25276	1,000.00	03/31/09		03/10/09				
25277	250.00	03/19/09		03/10/09				
25278	3,500.00	03/17/09		03/10/09				
25279	1,000.00	03/23/09		03/10/09				
25280	300.00	03/18/09		03/10/09				
25281	6,000.00	03/26/09		03/10/09				
25282	7,000.00	03/20/09		03/11/09				
25283	600.00	03/18/09		03/11/09				
25284	5,000.00	03/20/09		03/11/09				
25285	6,667.00	03/19/09		03/11/09				
25286	5,000.00	03/20/09		03/11/09				
25287	500.00	03/19/09		03/11/09				
25288	8,000.00	03/23/09		03/11/09				

PAID & OUTSTANDING

ACCOUNT NAME - CITI GIFT

SERIAL-NUM	PAID AMOUNT	PAID DTE	OUTSTANDING AMOUNT	ISSUE DATE	ADDITIONAL DATA	CODE	PLAN	FSI
25289	1,000.00	03/19/09		03/11/09				
25290	1,000.00	03/20/09		03/11/09				
25291	1,000.00	03/30/09		03/11/09				
25292	5,000.00	03/19/09		03/11/09				
25293	1,200.00	03/20/09		03/11/09				
25294	1,000.00	03/18/09		03/11/09				
25295	25,000.00	03/19/09		03/11/09				
25296			5,000.00	03/11/09				
25297	12,500.00	03/27/09		03/11/09				
25298	30,000.00	03/24/09		03/11/09				
25299			2,500.00	03/11/09				
25300	20,000.00	03/20/09		03/11/09				
25301			2,500.00	03/11/09				
25302	2,500.00	03/26/09		03/11/09				
25303			2,500.00	03/11/09				
25304	2,500.00	03/23/09		03/11/09				
25305	12,500.00	03/24/09		03/11/09				
25306	2,500.00	03/24/09		03/11/09				
25307	15,000.00	03/26/09		03/11/09				
25308	2,500.00	03/27/09		03/11/09				
25309	400.00	03/17/09		03/11/09				
25310	1,000.00	03/19/09		03/11/09				
25311	250.00	03/19/09		03/11/09				
25312	500.00	03/17/09		03/11/09				
25313			300.00	03/11/09				
25314	1,800.00	03/25/09		03/11/09				
25315	250.00	03/26/09		03/11/09				
25316	2,500.00	03/19/09		03/11/09				
25317	2,500.00	03/18/09		03/11/09				
25318	350.00	03/25/09		03/11/09				
25319	6,000.00	03/31/09		03/11/09				
25320			2,500.00	03/11/09				
25321	5,000.00	03/18/09		03/11/09				
25322	1,500.00	03/24/09		03/11/09				
25323	1,690.00	03/24/09		03/11/09				
25324	5,000.00	03/18/09		03/11/09				
25325	1,800.00	03/17/09		03/11/09				
25326	500.00	03/26/09		03/11/09				
25327	1,000.00	03/19/09		03/11/09				
25328	1,000.00	03/30/09		03/11/09				
25329	1,000.00	03/17/09		03/11/09				
25330	1,000.00	03/25/09		03/11/09				
25331			10,000.00	03/11/09				
25332	360.00	03/18/09		03/11/09				
25333	1,000.00	03/18/09		03/11/09				
25334	300.00	03/23/09		03/11/09				
25335	500.00	03/23/09		03/11/09				

PAID & OUTSTANDING

ACCOUNT NAME - CITI GIFT

SERIAL-NUM	PAID AMOUNT	PAID DTE	OUTSTANDING AMOUNT	ISSUE DATE	ADDITIONAL DATA	CODE	PLAN	FSI
25336	1,000.00	03/26/09		03/11/09				
25337	300.00	03/23/09		03/11/09				
25338	500.00	03/18/09		03/11/09				
25339	1,000.00	03/20/09		03/11/09				
25340	2,000.00	03/24/09		03/11/09				
25341	2,100.00	03/31/09		03/11/09				
25342	2,100.00	03/24/09		03/11/09				
25343	1,500.00	03/24/09		03/11/09				
25344	500.00	03/23/09		03/11/09				
25345	500.00	03/18/09		03/11/09				
25346	475.00	03/26/09		03/11/09				
25347	1,500.00	03/23/09		03/11/09				
25348	7,500.00	03/24/09		03/11/09				
25349	20,000.00	03/18/09		03/11/09				
25350			450.00	03/11/09				
25351	2,000.00	03/25/09		03/11/09				
25352			2,200.00	03/11/09				
25353	4,000.00	03/17/09		03/11/09				
25354	2,000.00	03/27/09		03/11/09				
25355	1,500.00	03/24/09		03/11/09				
25356	250.00	03/26/09		03/11/09				
25357	500.00	03/17/09		03/11/09				
25358	64,348.88	03/17/09		03/11/09				
25359			2,500.00	03/11/09				
25360	1,500.00	03/20/09		03/11/09				
25361	1,500.00	03/18/09		03/11/09				
25362	1,000.00	03/23/09		03/11/09				
25363	2,000.00	03/23/09		03/11/09				
25364	1,200.00	03/18/09		03/11/09				
25365	2,500.00	03/20/09		03/11/09				
25366	1,000.00	03/25/09		03/11/09				
25367	750.00	03/17/09		03/11/09				
25368	2,000.00	03/20/09		03/11/09				
25369	600.00	03/23/09		03/11/09				
25370	1,000.00	03/24/09		03/11/09				
25371	500.00	03/26/09		03/11/09				
25372	500.00	03/24/09		03/11/09				
25373	10,000.00	03/30/09		03/11/09				
25374	5,500.00	03/24/09		03/11/09				
25375	8,773.51	03/19/09		03/11/09				
25376	500.00	03/18/09		03/11/09				
25377	5,000.00	03/24/09		03/11/09				
25378	250.00	03/31/09		03/11/09				
25379			250.00	03/11/09				
25380	20,000.00	03/17/09		03/11/09				
25381			250.00	03/11/09				
25382	250.00	03/23/09		03/11/09				

PAID & OUTSTANDING

ACCOUNT NAME - CITI GIFT

SERIAL-NUM	PAID AMOUNT	PAID DTE	OUTSTANDING AMOUNT	ISSUE DATE	ADDITIONAL DATA	CODE	PLAN	FSI
25383			500.00	03/11/09				
25384	1,000.00	03/25/09		03/11/09				
25385	1,500.00	03/27/09		03/11/09				
25386	315.00	03/31/09		03/11/09				
25387	1,500.00	03/26/09		03/11/09				
25388	10,000.00	03/31/09		03/11/09				
25389	1,000.00	03/19/09		03/11/09				
25390	1,000.00	03/24/09		03/11/09				
25391			13,234.20	03/12/09				
25392	1,000.00	03/24/09		03/12/09				
25393	5,000.00	03/24/09		03/16/09				
25394	10,000.00	03/24/09		03/16/09				
25395	500.00	03/27/09		03/16/09				
25396	2,500.00	03/25/09		03/16/09				
25397	7,400.00	03/25/09		03/16/09				
25398	1,500.00	03/26/09		03/16/09				
25399	1,200.00	03/26/09		03/16/09				
25400			5,000.00	03/16/09				
25401	25,000.00	03/25/09		03/16/09				
25402	1,000.00	03/26/09		03/16/09				
25403	250.00	03/27/09		03/16/09				
25404	3,000.00	03/27/09		03/16/09				
25405	1,500.00	03/27/09		03/16/09				
25406	5,000.00	03/25/09		03/16/09				
25407	300.00	03/30/09		03/16/09				
25408	25,000.00	03/26/09		03/16/09				
25409	250.00	03/30/09		03/16/09				
25410	250.00	03/30/09		03/16/09				
25411	5,000.00	03/25/09		03/16/09				
25412	5,000.00	03/30/09		03/16/09				
25413	10,000.00	03/27/09		03/16/09				
25414	10,000.00	03/30/09		03/16/09				
25415	10,000.00	03/31/09		03/16/09				
25416	5,000.00	03/27/09		03/16/09				
25417	4,000.00	03/27/09		03/16/09				
25418	3,000.00	03/26/09		03/16/09				
25419	1,000.00	03/26/09		03/16/09				
25420	10,000.00	03/30/09		03/16/09				
25421	3,000.00	03/25/09		03/16/09				
25422	300.00	03/24/09		03/16/09				
25423			500.00	03/16/09				
25424	2,800.00	03/25/09		03/16/09				
25425	300.00	03/25/09		03/16/09				
25426	1,000.00	03/27/09		03/16/09				
25427	860.00	03/25/09		03/16/09				
25428	300.00	03/25/09		03/16/09				
25429	5,000.00	03/26/09		03/16/09				

PAID & OUTSTANDING

ACCOUNT NAME - CITI GIFT

SERIAL-NUM	PAID AMOUNT	PAID DTE	OUTSTANDING AMOUNT	ISSUE DATE	ADDITIONAL DATA	CODE	PLAN	FSI
25430	1,000.00	03/25/09		03/16/09				
25431	1,500.00	03/25/09		03/16/09				
25432	5,000.00	03/26/09		03/16/09				
25433	500.00	03/25/09		03/16/09				
25434	250.00	03/24/09		03/16/09				
25435			540.00	03/16/09				
25436			500.00	03/16/09				
25437	250.00	03/30/09		03/16/09				
25438			2,500.00	03/16/09				
25439	1,050.00	03/31/09		03/16/09				
25440	5,000.00	03/24/09		03/16/09				
25441			250.00	03/16/09				
25442	200,000.00	03/25/09		03/16/09				
25443	2,000.00	03/26/09		03/16/09				
25444	500.00	03/27/09		03/16/09				
25445	1,000.00	03/31/09		03/16/09				
25446	500.00	03/27/09		03/16/09				
25447	15,000.00	03/26/09		03/16/09				
25448			7,500.00	03/16/09				
25449			1,000.00	03/17/09				
25450			2,500.00	03/17/09				
25451	1,100.00	03/25/09		03/17/09				
25452	9,000.00	03/31/09		03/17/09				
25453	1,500.00	03/27/09		03/17/09				
25454	2,500.00	03/31/09		03/17/09				
25455			6,000.00	03/17/09				
25456			2,500.00	03/17/09				
25457			5,000.00	03/17/09				
25458	15,000.00	03/31/09		03/17/09				
25459	500.00	03/25/09		03/17/09				
25460	1,000.00	03/31/09		03/17/09				
25461			1,000.00	03/17/09				
25462	3,000.00	03/30/09		03/17/09				
25463	250.00	03/30/09		03/17/09				
25464			1,000.00	03/17/09				
25465	3,600.00	03/31/09		03/17/09				
25466	250.00	03/25/09		03/17/09				
25467			250.00	03/17/09				
25468			1,500.00	03/17/09				
25469			2,000.00	03/17/09				
25470			700.00	03/17/09				
25471	5,000.00	03/24/09		03/17/09				
25472			30,000.00	03/17/09				
25473	15,000.00	03/27/09		03/17/09				
25474			2,500.00	03/17/09				
25475	1,000.00	03/31/09		03/17/09				
25476	270.00	03/24/09		03/17/09				

PAID & OUTSTANDING

ACCOUNT NAME - CITI GIFT

SERIAL-NUM	PAID AMOUNT	PAID DTE	OUTSTANDING AMOUNT	ISSUE DATE	ADDITIONAL DATA	CODE	PLAN	FSI
25477	250.00	03/31/09		03/17/09				
25478	3,000.00	03/24/09		03/17/09				
25479	3,000.00	03/30/09		03/17/09				
25480			5,000.00	03/17/09				
25481	1,500.00	03/27/09		03/17/09				
25482			250.00	03/17/09				
25483	2,000.00	03/26/09		03/17/09				
25484	4,000.00	03/24/09		03/17/09				
25485	500.00	03/30/09		03/17/09				
25486			1,014.39	03/18/09				
25487	13,039.60	03/31/09		03/18/09				
25488	19,665.11	03/25/09		03/18/09				
25489	28,687.46	03/30/09		03/18/09				
25490	51,481.94	03/26/09		03/18/09				
25491	250.00	03/27/09		03/20/09				
25492	250.00	03/27/09		03/20/09				
25493	250.00	03/27/09		03/20/09				
25494	5,000.00	03/26/09		03/20/09				
25495	5,000.00	03/30/09		03/20/09				
25496			5,000.00	03/20/09				
25497			3,500.00	03/20/09				
25498			2,000.00	03/20/09				
25499			1,200.00	03/20/09				
25500			500.00	03/20/09				
25501			1,000.00	03/20/09				
25502	5,000.00	03/30/09		03/20/09				
25503	2,500.00	03/27/09		03/20/09				
25504			1,500 00	03/20/09				
25505			1,000.00	03/20/09				
25506	1,000.00	03/27/09		03/20/09				
25507	1,000.00	03/31/09		03/20/09				
25508			2,000 00	03/20/09				
25509	1,000.00	03/27/09		03/20/09				
25510			1,000 00	03/20/09				
25511			3,000.00	03/20/09				
25512			10,000.00	03/20/09				
25513			500 00	03/20/09				
25514	2,500.00	03/27/09		03/20/09				
25515	1,000.00	03/30/09		03/20/09				
25516			1,000 00	03/20/09				
25517	1,300.00	03/27/09		03/20/09				
25518	4,000.00	03/31/09		03/20/09				
25519			5,000.00	03/20/09				
25520			5,000.00	03/20/09				
25521			2,000 00	03/20/09				
25522	5,000.00	03/26/09		03/20/09				
25523			6,000.00	03/20/09				

PAID & OUTSTANDING

ACCOUNT NAME - CITI GIFT

SERIAL-NUM	PAID AMOUNT	PAID DTE	OUTSTANDING AMOUNT	ISSUE DATE	ADDITIONAL DATA	CODE	PLAN	FSI
25524			5,000.00	03/20/09				
25525			1,000.00	03/20/09				
25526			5,000.00	03/20/09				
25527	25,000.00	03/27/09		03/20/09				
25528			500.00	03/20/09				
25529			2,607.22	03/20/09				
25530			2,400.00	03/20/09				
25531	10,000.00	03/31/09		03/20/09				
25532	2,000.00	03/30/09		03/20/09				
25533			7,500.00	03/20/09				
25534			421.00	03/20/09				
25535			750.00	03/20/09				
25536	1,000.00	03/31/09		03/20/09				
25537			1,000.00	03/20/09				
25538	3,000.00	03/27/09		03/20/09				
25539			250.00	03/20/09				
25540	3,000.00	03/30/09		03/20/09				
25541			309.41	03/23/09				
25542			18,972.06	03/23/09				
25543			250.00	03/23/09				
25544			250.00	03/24/09				
25545			250.00	03/24/09				
25546			500.00	03/24/09				
25547			500.00	03/24/09				
25548			50,000.00	03/24/09				
25549			5,000.00	03/24/09				
25550			250.00	03/24/09				
25551			3,000.00	03/24/09				
25552			5,000.00	03/24/09				
25553			5,000.00	03/24/09				
25554			5,000.00	03/24/09				
25555			5,000.00	03/24/09				
25556			2,500.00	03/24/09				
25557			5,000.00	03/24/09				
25558			1,000.00	03/24/09				
25559			600.00	03/24/09				
25560			2,500.00	03/24/09				
25561			22,500.00	03/24/09				
25562			35,000.00	03/24/09				
25563			85,760.62	03/24/09				
25564	2,500.00	03/31/09		03/24/09				
25565			1,000.00	03/24/09				
25566			2,500.00	03/24/09				
25567			1,000.00	03/24/09				
25568			10,000.00	03/24/09				
25569			5,000.00	03/24/09				
25570			1,000.00	03/24/09				

PAID & OUTSTANDING

ACCOUNT NAME - CITI GIFT

SERIAL-NUM	PAID AMOUNT	PAID DTE	OUTSTANDING AMOUNT	ISSUE DATE	ADDITIONAL DATA	CODE	PLAN	FSI
25571			5,000 00	03/24/09				
25572			20,000 00	03/24/09				
25573	2,000.00	03/31/09		03/24/09				
25574			6,000.00	03/24/09				
25575			2,000.00	03/24/09				
25576			300 00	03/27/09				
25577			1,000.00	03/27/09				
25578			1,000 00	03/27/09				
25579			500 00	03/27/09				
25580			3,000.00	03/27/09				
25581			250.00	03/27/09				
25582			250 00	03/27/09				
25583			5,000 00	03/27/09				
25584			10,000.00	03/27/09				
25585			25,000 00	03/27/09				
25586			450.00	03/27/09				
25587			250 00	03/27/09				
25588			5,000 00	03/27/09				
25589			5,000 00	03/27/09				
25590			500.00	03/27/09				
25591			1,100.00	03/27/09				
25592			50,000.00	03/27/09				
25593			115,000 00	03/27/09				
25594			25,000.00	03/27/09				
25595			500.00	03/27/09				
25596			2,500.00	03/27/09				
25597			1,000.00	03/27/09				
25598			1,000.00	03/27/09				
25599			1,000.00	03/27/09				
25600			1,000.00	03/27/09				
25601			250.00	03/27/09				
25602			250.00	03/27/09				
25603			500.00	03/27/09				
25604			250.00	03/27/09				
25605			500.00	03/27/09				
25606			1,000.00	03/27/09				
25607			1,000.00	03/27/09				
25608			1,000.00	03/27/09				
25609			1,000.00	03/27/09				
25610			300.00	03/27/09				
25611			1,000.00	03/27/09				
25612			1,500.00	03/27/09				
25613			250.00	03/27/09				
25614			6,600.00	03/27/09				
25615			500.00	03/27/09				
25616			250.00	03/27/09				
25617			5,000.00	03/27/09				

PAID & OUTSTANDING

ACCOUNT NAME - CITI GIFT

SERIAL-NUM	PAID AMOUNT	PAID DTE	OUTSTANDING AMOUNT	ISSUE DATE	ADDITIONAL DATA	CODE	PLAN	FSI
25618			20,000.00	03/27/09				
25619			1,075.00	03/27/09				
25620			1,616.22	03/30/09				
25621			1,000.00	03/31/09				
25622			2,500.00	03/31/09				
25623			6,000.00	03/31/09				
25624			2,000.00	03/31/09				
25625			2,500.00	03/31/09				
25626			25,000.00	03/31/09				
25627			500.00	03/31/09				
25628			425.00	03/31/09				
25629			312.00	03/31/09				
25630			30,000.00	03/31/09				
25631			9,900.00	03/31/09				
25632			25,000.00	03/31/09				
25633			1,000.00	03/31/09				
25634			4,805.71	03/31/09				
25635			1,000.00	03/31/09				
25636			4,000.00	03/31/09				
25637			500.00	03/31/09				
25638			1,500.00	03/31/09				
25639			2,500.00	03/31/09				
25640			3,958.99	03/31/09				
25641			2,500.00	03/31/09				
25642			1,500.00	03/31/09				
25643			10,000.00	03/31/09				
25644			500.00	03/31/09				
25645			2,500.00	03/31/09				
25646			250.00	03/31/09				
25647			5,000.00	03/31/09				
25648			500.00	03/31/09				
25649			300.00	03/31/09				
25650			900.00	03/31/09				
25651			300.00	03/31/09				
25652			300.00	03/31/09				
25653			900.00	03/31/09				
25654			500.00	03/31/09				
25655			300.00	03/31/09				
25656			300.00	03/31/09				
25657			900.00	03/31/09				
25658			900.00	03/31/09				
25659			400.00	03/31/09				
25660			300.00	03/31/09				
25661			400.00	03/31/09				

REPORT TOTAL 3,993,552.15 ITEMS 506 1,081,961.82 ITEMS 243

REPORT DATE 04/03/09

ACCOUNT 3875-7391 RULE OFF FROM 03/01/09 TO 03/31/09

RUN DATE 04/03/09 TIME 14:00

ISSUANCE SUMMARY

PAGE 1

ACCOUNT NAME - CITI GIFT

ADDITIONAL CHECKS ISSUED

SERIAL-NUM	ISSUE AMOUNT	ISS DATE	SERIAL-NUM	ISSUE AMOUNT	ISS DATE	SERIAL-NUM	ISSUE AMOUNT	ISS DATE
			TOTAL	0.00	ITEMS	0		

REPORT DATE 04/03/09

ACCOUNT 3875-7391 RULE OFF FROM 03/01/09 TO 03/31/09

RUN DATE 04/03/09 TIME 14:00

ISSUANCE SUMMARY

PAGE 1

ACCOUNT NAME - CITI GIFT

ISSUED CHECKS VOIDED

SERIAL-NUM	ISSUE AMOUNT	ISS DATE	REASON	SERIAL-NUM	ISSUE AMOUNT	ISS DATE	REASON
22718	3,500.00	11/10/08	STOPPED 03/05/09	22738	1,000.00	11/17/08	STOPPED 03/05/09
22797	250.00	11/19/08	STOPPED 03/05/09	22980	250.00	12/05/08	STOPPED 03/05/09
23145	300.00	12/05/08	STOPPED 03/05/09	23542	6,000.00	12/18/08	STOPPED 03/05/09
23890	1,000.00	01/05/09	STOPPED 03/11/09	24244	7,500.00	01/09/09	STOPPED 03/13/09
24246	250.00	01/09/09	STOPPED 03/19/09	25190	1,616.22	03/03/09	STOPPED 03/27/09
				TOTAL	21,666.22	ITEMS	10

REPORT DATE 04/03/09

ACCOUNT 3875-7391 RULE OFF FROM 03/01/09 TO 03/31/09

RUN DATE 04/03/09 TIME 14.00

ISSUANCE SUMMARY

PAGE 1

ACCOUNT NAME - CITI GIFT

AGED ITEMS VOIDED

SERIAL-NUM	ISSUE AMOUNT	ISS DATE	REASON
------------	--------------	----------	--------

SERIAL-NUM	ISSUE AMOUNT	ISS DATE	REASON
------------	--------------	----------	--------

TOTAL	0.00	ITEMS	0
-------	------	-------	---

REPORT DATE 04/03/09

ACCOUNT 3875-7391 RULE OFF FROM 03/01/09 TO 03/31/09

RUN DATE 04/03/09 TIME 14:00

ISSUANCE SUMMARY

PAGE 1

ACCOUNT NAME - CITI GIFT

ISSUANCE REGISTER ADJUSTMENTS

PREV PAID	TOTAL	0.00	ITEMS	0
CURRENT	TOTAL	0.00	ITEMS	0
REPORT	TOTAL	0.00	ITEMS	0

REPORT DATE 04/03/09

ACCOUNT 3875-7391 RULE OFF FROM 03/01/09 TO 03/31/09

RUN DATE 04/03/09 TIME 14:00

ISSUANCE SUMMARY

PAGE 1

ACCOUNT NAME - CITI GIFT

ISSUANCE SUMMARY

	ISSUE AMOUNT	ITEMS
INITIAL ISSUANCE	2,916,674 36	511
ADDITIONAL CHECKS ISSUED	0 00	0
ISSUED CHECKS VOIDED	<21,666.22>	10
AGED ITEMS VOIDED	0.00	0
ISSUANCE REGISTER ADJUSTMENTS	0.00	0

MARCH GRANTS PAID:

2,895,008 14

PAID & OUTSTANDING

ACCOUNT NAME - CITI GIFT

SERIAL-NUM	PAID AMOUNT	PAID DTE	OUTSTANDING AMOUNT	ISSUE DATE	ADDITIONAL DATA	CODE	PLAN	FSI
16376			1,200.00	12/19/07				
17518			2,000.00	01/16/08				
20760			400.00	06/25/08				
20803			25,000.00	06/26/08				
21127			1,000.00	07/15/07	UNIVERSITY OF MARYLAND - SCHOO			
21127			1,000.00	07/16/08				
21205			9,200.00	07/23/08				
21538			500.00	08/27/07				
21538			500.00	08/29/08				
21600			1,000.00	09/03/07				
21600			1,000.00	09/05/08				
21668			250.00	09/10/07				
21672			2,100.00	09/10/07				
21672			2,100.00	09/12/08				
21694			500.00	09/10/07				
21694			500.00	09/12/08				
21734			1,000.00	09/12/07				
21734			1,000.00	09/16/08				
21830			500.00	09/19/07				
21830			500.00	09/23/08				
21849			2,000.00	09/18/07				
21849			2,000.00	09/23/08				
21914			250.00	09/29/07				
21914			250.00	10/01/08				
21962			500.00	10/03/07				
21962	500.00	04/08/09		10/03/08				
22095			500.00	10/09/07				
23329			250.00	12/16/08				
23357	900.00	04/27/09		12/16/08				
23358			900.00	12/16/08				
23977	250.00	04/22/09		01/05/09				
24182			1,000.00	01/07/09				
24232			500.00	01/09/09				
24316			500.00	01/14/09				
24390	250.00	04/03/09		01/14/09				
24405			1,000.00	01/15/09				
24411			1,000.00	01/15/09				
24415	500.00	04/08/09		01/15/09				
24670			500.00	01/28/09				
24687			1,250.00	01/28/09				
24835	5,000.00	04/01/09		02/09/09				
24869	250.00	04/13/09		02/09/09				
25007	250.00	04/09/09		02/19/09				
25012			250.00	02/19/09				
25041			1,000.00	02/19/09				
25092	250.00	04/14/09		02/24/09				
25157	250.00	04/01/09		03/02/09				

PAID & OUTSTANDING

ACCOUNT NAME - CITI GIFT

SERIAL-NUM	PAID AMOUNT	PAID DTE	OUTSTANDING AMOUNT	ISSUE DATE	ADDITIONAL DATA	CODE	PLAN	FSI
25192	5,000.00	04/16/09		03/03/09				
25195	2,000.00	04/20/09		03/03/09				
25251	15,000.00	04/02/09		03/10/09				
25266	500.00	04/17/09		03/10/09				
25296	5,000.00	04/01/09		03/11/09				
25299	2,500.00	04/03/09		03/11/09				
25301	2,500.00	04/10/09		03/11/09				
25303	2,500.00	04/03/09		03/11/09				
25313	300.00	04/06/09		03/11/09				
25320	2,500.00	04/01/09		03/11/09				
25331	10,000.00	04/14/09		03/11/09				
25350	450.00	04/06/09		03/11/09				
25352	2,200.00	04/20/09		03/11/09				
25359	2,500.00	04/01/09		03/11/09				
25379	250.00	04/08/09		03/11/09				
25381	250.00	04/01/09		03/11/09				
25383	500.00	04/01/09		03/11/09				
25391	13,234.20	04/02/09		03/12/09				
25400	5,000.00	04/01/09		03/16/09				
25423	500.00	04/01/09		03/16/09				
25435	540.00	04/01/09		03/16/09				
25436	500.00	04/01/09		03/16/09				
25438	2,500.00	04/02/09		03/16/09				
25441	250.00	04/27/09		03/16/09				
25448	7,500.00	04/01/09		03/16/09				
25449	1,000.00	04/10/09		03/17/09				
25450	2,500.00	04/02/09		03/17/09				
25455	6,000.00	04/02/09		03/17/09				
25456	2,500.00	04/16/09		03/17/09				
25457	5,000.00	04/09/09		03/17/09				
25461	1,000.00	04/01/09		03/17/09				
25464	1,000.00	04/02/09		03/17/09				
25467	250.00	04/28/09		03/17/09				
25468			1,500.00	03/17/09				
25469	2,000.00	04/01/09		03/17/09				
25470			700.00	03/17/09				
25472	30,000.00	04/02/09		03/17/09				
25474	2,500.00	04/06/09		03/17/09				
25480	5,000.00	04/08/09		03/17/09				
25482	250.00	04/07/09		03/17/09				
25486	1,014.39	04/01/09		03/18/09				
25496			5,000.00	03/20/09				
25497	3,500.00	04/07/09		03/20/09				
25498	2,000.00	04/01/09		03/20/09				
25499			1,200.00	03/20/09				
25500			500.00	03/20/09				
25501	1,000.00	04/02/09		03/20/09				

PAID & OUTSTANDING

ACCOUNT NAME - CITI GIFT

SERIAL-NUM	PAID AMOUNT	PAID DTE	OUTSTANDING AMOUNT	ISSUE DATE	ADDITIONAL DATA	CODE	PLAN	FSI
25504	1,500 00	04/07/09		03/20/09				
25505	1,000 00	04/07/09		03/20/09				
25508	2,000.00	04/01/09		03/20/09				
25510	1,000 00	04/03/09		03/20/09				
25511	3,000 00	04/03/09		03/20/09				
25512	10,000 00	04/01/09		03/20/09				
25513	500 00	04/20/09		03/20/09				
25516	1,000 00	04/08/09		03/20/09				
25519	5,000 00	04/01/09		03/20/09				
25520	5,000 00	04/02/09		03/20/09				
25521	2,000 00	04/02/09		03/20/09				
25523	6,000 00	04/01/09		03/20/09				
25524	5,000 00	04/07/09		03/20/09				
25525	1,000.00	04/15/09		03/20/09				
25526	5,000.00	04/03/09		03/20/09				
25528	500.00	04/06/09		03/20/09				
25529	2,607.22	04/02/09		03/20/09				
25530	2,400.00	04/06/09		03/20/09				
25533	7,500.00	04/02/09		03/20/09				
25534	421.00	04/01/09		03/20/09				
25535	750 00	04/13/09		03/20/09				
25537	1,000 00	04/01/09		03/20/09				
25539	250 00	04/02/09		03/20/09				
25541	309.41	04/09/09		03/23/09				
25542	18,972.06	04/02/09		03/23/09				
25543	250.00	04/08/09		03/23/09				
25544	250.00	04/08/09		03/24/09				
25545	250.00	04/01/09		03/24/09				
25546	500.00	04/03/09		03/24/09				
25547	500 00	04/07/09		03/24/09				
25548	50,000 00	04/14/09		03/24/09				
25549	5,000 00	04/01/09		03/24/09				
25550	250 00	04/02/09		03/24/09				
25551	3,000.00	04/10/09		03/24/09				
25552	5,000.00	04/06/09		03/24/09				
25553	5,000.00	04/01/09		03/24/09				
25554	5,000.00	04/15/09		03/24/09				
25555	5,000.00	04/03/09		03/24/09				
25556	2,500.00	04/08/09		03/24/09				
25557			5,000 00	03/24/09				
25558	1,000.00	04/13/09		03/24/09				
25559	600.00	04/02/09		03/24/09				
25560	2,500.00	04/06/09		03/24/09				
25561	22,500 00	04/07/09		03/24/09				
25562			35,000.00	03/24/09				
25563	85,760 62	04/02/09		03/24/09				
25565	1,000 00	04/02/09		03/24/09				

PAID & OUTSTANDING

ACCOUNT NAME - CITI GIFT

SERIAL-NUM	PAID AMOUNT	PAID DTE	OUTSTANDING AMOUNT	ISSUE DATE	ADDITIONAL DATA	CODE	PLAN	FSI
25566	2,500.00	04/01/09		03/24/09				
25567	1,000.00	04/03/09		03/24/09				
25568	10,000.00	04/01/09		03/24/09				
25569	5,000.00	04/01/09		03/24/09				
25570	1,000.00	04/08/09		03/24/09				
25571	5,000.00	04/01/09		03/24/09				
25572			20,000.00	03/24/09				
25574	6,000.00	04/01/09		03/24/09				
25575	2,000.00	04/07/09		03/24/09				
25576			300.00	03/27/09				
25577	1,000.00	04/17/09		03/27/09				
25578	1,000.00	04/14/09		03/27/09				
25579	500.00	04/13/09		03/27/09				
25580	3,000.00	04/08/09		03/27/09				
25581	250.00	04/14/09		03/27/09				
25582	250.00	04/08/09		03/27/09				
25583	5,000.00	04/03/09		03/27/09				
25584	10,000.00	04/07/09		03/27/09				
25585	25,000.00	04/09/09		03/27/09				
25586			450.00	03/27/09				
25587	250.00	04/10/09		03/27/09				
25588	5,000.00	04/08/09		03/27/09				
25589	5,000.00	04/14/09		03/27/09				
25590	500.00	04/09/09		03/27/09				
25591	1,100.00	04/13/09		03/27/09				
25592	50,000.00	04/09/09		03/27/09				
25593	115,000.00	04/01/09		03/27/09				
25594	25,000.00	04/20/09		03/27/09				
25595	500.00	04/09/09		03/27/09				
25596	2,500.00	04/03/09		03/27/09				
25597	1,000.00	04/30/09		03/27/09				
25598	1,000.00	04/13/09		03/27/09				
25599	1,000.00	04/07/09		03/27/09				
25600	1,000.00	04/27/09		03/27/09				
25601	250.00	04/06/09		03/27/09				
25602	250.00	04/10/09		03/27/09				
25603	500.00	04/10/09		03/27/09				
25604	250.00	04/02/09		03/27/09				
25605	500.00	04/13/09		03/27/09				
25606	1,000.00	04/10/09		03/27/09				
25607	1,000.00	04/24/09		03/27/09				
25608	1,000.00	04/07/09		03/27/09				
25609	1,000.00	04/03/09		03/27/09				
25610	300.00	04/08/09		03/27/09				
25611	1,000.00	04/06/09		03/27/09				
25612	1,500.00	04/07/09		03/27/09				
25613	250.00	04/09/09		03/27/09				

PAID & OUTSTANDING

ACCOUNT NAME - CITI GIFT

SERIAL-NUM	PAID AMOUNT	PAID DTE	OUTSTANDING AMOUNT	ISSUE DATE	ADDITIONAL DATA	CODE	PLAN	FSI
25614	6,600.00	04/06/09		03/27/09				
25615	500.00	04/10/09		03/27/09				
25616	250.00	04/07/09		03/27/09				
25617	5,000.00	04/07/09		03/27/09				
25618	20,000.00	04/07/09		03/27/09				
25619			1,075.00	03/27/09				
25620	1,616.22	04/08/09		03/30/09				
25621	1,000.00	04/16/09		03/31/09				
25622	2,500.00	04/08/09		03/31/09				
25623	6,000.00	04/08/09		03/31/09				
25624	2,000.00	04/09/09		03/31/09				
25625	2,500.00	04/20/09		03/31/09				
25626	25,000.00	04/14/09		03/31/09				
25627	500.00	04/13/09		03/31/09				
25628	425.00	04/17/09		03/31/09				
25629	312.00	04/10/09		03/31/09				
25630	30,000.00	04/08/09		03/31/09				
25631	9,900.00	04/08/09		03/31/09				
25632	25,000.00	04/07/09		03/31/09				
25633	1,000.00	04/09/09		03/31/09				
25634	4,805.71	04/10/09		03/31/09				
25635	1,000.00	04/15/09		03/31/09				
25636	4,000.00	04/14/09		03/31/09				
25637	500.00	04/07/09		03/31/09				
25638	1,500.00	04/14/09		03/31/09				
25639	2,500.00	04/10/09		03/31/09				
25640	3,958.99	04/13/09		03/31/09				
25641	2,500.00	04/08/09		03/31/09				
25642	1,500.00	04/13/09		03/31/09				
25643	10,000.00	04/14/09		03/31/09				
25644	500.00	04/13/09		03/31/09				
25645	2,500.00	04/08/09		03/31/09				
25646	250.00	04/16/09		03/31/09				
25647	5,000.00	04/14/09		03/31/09				
25648	500.00	04/27/09		03/31/09				
25649	300.00	04/14/09		03/31/09				
25650	900.00	04/08/09		03/31/09				
25651	300.00	04/20/09		03/31/09				
25652	300.00	04/08/09		03/31/09				
25653	900.00	04/09/09		03/31/09				
25654	500.00	04/24/09		03/31/09				
25655	300.00	04/10/09		03/31/09				
25656	300.00	04/16/09		03/31/09				
25657	900.00	04/10/09		03/31/09				
25658	900.00	04/15/09		03/31/09				
25659	400.00	04/29/09		03/31/09				
25660	300.00	04/09/09		03/31/09				

PAID & OUTSTANDING

ACCOUNT NAME - CITI GIFT

SERIAL-NUM	PAID AMOUNT	PAID DTE	OUTSTANDING AMOUNT	ISSUE DATE	ADDITIONAL DATA	CODE	PLAN	FSI
25661	400.00	04/10/09		03/31/09				
25662			5,000.00	04/06/09				
25663	4,000.00	04/21/09		04/08/09				
25664			1,000.00	04/08/09				
25665	10,000.00	04/23/09		04/08/09				
25666	1,000.00	04/22/09		04/08/09				
25667	1,000.00	04/16/09		04/08/09				
25668	1,500.00	04/20/09		04/08/09				
25669	600.00	04/29/09		04/08/09				
25670	250.00	04/21/09		04/08/09				
25671	500.00	04/16/09		04/08/09				
25672	25,000.00	04/20/09		04/08/09				
25673	2,500.00	04/28/09		04/08/09				
25674	250.00	04/21/09		04/08/09				
25675			250.00	04/08/09				
25676			500.00	04/08/09				
25677	5,000.00	04/22/09		04/08/09				
25678	1,000.00	04/20/09		04/08/09				
25679	600.00	04/20/09		04/08/09				
25680	5,000.00	04/14/09		04/08/09				
25681	300.00	04/21/09		04/08/09				
25682	1,000.00	04/20/09		04/08/09				
25683			250.00	04/08/09				
25684	15,000.00	04/20/09		04/08/09				
25685	500.00	04/22/09		04/08/09				
25686	2,500.00	04/15/09		04/08/09				
25687	500.00	04/15/09		04/08/09				
25688			1,000.00	04/08/09				
25689	70,000.00	04/17/09		04/08/09				
25690	750.00	04/27/09		04/08/09				
25691	500.00	04/20/09		04/08/09				
25692	3,000.00	04/20/09		04/08/09				
25693	5,000.00	04/23/09		04/08/09				
25694	250.00	04/28/09		04/08/09				
25695	250.00	04/16/09		04/08/09				
25696	250.00	04/16/09		04/08/09				
25697	250.00	04/16/09		04/08/09				
25698	250.00	04/17/09		04/08/09				
25699	250.00	04/15/09		04/08/09				
25700	250.00	04/29/09		04/08/09				
25701	250.00	04/15/09		04/08/09				
25702	250.00	04/21/09		04/08/09				
25703	250.00	04/30/09		04/08/09				
25704	250.00	04/14/09		04/08/09				
25705	250.00	04/15/09		04/08/09				
25706	250.00	04/20/09		04/08/09				
25707	250.00	04/16/09		04/08/09				

PAID & OUTSTANDING

ACCOUNT NAME - CITI GIFT

SERIAL-NUM	PAID AMOUNT	PAID DTE	OUTSTANDING AMOUNT	ISSUE DATE	ADDITIONAL DATA	CODE	PLAN	FSI
25708	250.00	04/20/09		04/08/09				
25709	250.00	04/22/09		04/08/09				
25710			250.00	04/08/09				
25711	3,000.00	04/24/09		04/08/09				
25712	198.34	04/29/09		04/08/09				
25713	170,468.14	04/16/09		04/08/09				
25714	40,849.76	04/15/09		04/08/09				
25715			250.00	04/13/09				
25716			15,000.00	04/13/09				
25717	10,000.00	04/27/09		04/13/09				
25718	250.00	04/21/09		04/13/09				
25719			250.00	04/13/09				
25720	250.00	04/30/09		04/13/09				
25721	3,500.00	04/21/09		04/13/09				
25722			5,000.00	04/13/09				
25723	3,500.00	04/22/09		04/13/09				
25724	10,000.00	04/24/09		04/13/09				
25725	10,000.00	04/27/09		04/13/09				
25726			5,700.00	04/13/09				
25727	10,000.00	04/23/09		04/13/09				
25728	1,500.00	04/21/09		04/13/09				
25729	1,000.00	04/23/09		04/13/09				
25730	1,000.00	04/23/09		04/13/09				
25731			1,000.00	04/13/09				
25732	3,000.00	04/20/09		04/13/09				
25733	3,000.00	04/23/09		04/13/09				
25734	6,000.00	04/23/09		04/13/09				
25735	3,000.00	04/24/09		04/13/09				
25736	1,000.00	04/22/09		04/13/09				
25737	1,000.00	04/30/09		04/13/09				
25738			20,000.00	04/13/09				
25739	10,000.00	04/20/09		04/13/09				
25740			1,000.00	04/13/09				
25741	750.00	04/28/09		04/13/09				
25742	250.00	04/28/09		04/13/09				
25743	250.00	04/27/09		04/13/09				
25744	4,500.00	04/22/09		04/13/09				
25745	15,000.00	04/23/09		04/13/09				
25746	1,000.00	04/27/09		04/13/09				
25747	500.00	04/24/09		04/13/09				
25748	250.00	04/20/09		04/13/09				
25749	500.00	04/21/09		04/13/09				
25750	5,000.00	04/23/09		04/13/09				
25751			250.00	04/13/09				
25752	250.00	04/30/09		04/13/09				
25753	500.00	04/23/09		04/13/09				
25754	10,000.00	04/23/09		04/13/09				

PAID & OUTSTANDING

ACCOUNT NAME - CITI GIFT

SERIAL-NUM	PAID AMOUNT	PAID DTE	OUTSTANDING AMOUNT	ISSUE DATE	ADDITIONAL DATA	CODE	PLAN	FSI
25756	6,000.00	04/22/09		04/13/09				
25757	250.00	04/23/09		04/13/09				
25758	500.00	04/21/09		04/13/09				
25759	500.00	04/21/09		04/13/09				
25760	5,000.00	04/23/09		04/13/09				
25761	250.00	04/28/09		04/13/09				
25762	500.00	04/24/09		04/13/09				
25763			5,000.00	04/13/09				
25764	10,000.00	04/30/09		04/13/09				
25765	4,000.00	04/20/09		04/13/09				
25766	25,000.00	04/29/09		04/13/09				
25767	23,000.00	04/27/09		04/13/09				
25768	300.00	04/21/09		04/13/09				
25769	3,000.00	04/27/09		04/17/09				
25770			600.00	04/17/09				
25771	10,000.00	04/29/09		04/17/09				
25772	1,000.00	04/27/09		04/17/09				
25773			1,000.00	04/17/09				
25774			5,000.00	04/17/09				
25775			250.00	04/17/09				
25776	5,000.00	04/29/09		04/17/09				
25777	3,000.00	04/29/09		04/17/09				
25778	5,000.00	04/30/09		04/17/09				
25779			2,000.00	04/17/09				
25780			1,000.00	04/17/09				
25781	1,000.00	04/27/09		04/17/09				
25782	350.00	04/28/09		04/17/09				
25783	400.00	04/30/09		04/17/09				
25784			250.00	04/17/09				
25785	500.00	04/28/09		04/17/09				
25786			2,500.00	04/17/09				
25787	2,500.00	04/27/09		04/17/09				
25788			2,500.00	04/17/09				
25789	2,500.00	04/28/09		04/17/09				
25790			1,500.00	04/17/09				
25791	5,000.00	04/24/09		04/17/09				
25792			1,000.00	04/17/09				
25793	250.00	04/29/09		04/17/09				
25794	625.00	04/28/09		04/17/09				
25795	2,500.00	04/27/09		04/17/09				
25796			1,000.00	04/17/09				
25797			250.00	04/17/09				
25798			1,000.00	04/17/09				
25799			10,000.00	04/17/09				
25800			1,000.00	04/17/09				
25801	1,500.00	04/24/09		04/17/09				
25802			10,000.00	04/17/09				

PAID & OUTSTANDING

ACCOUNT NAME - CITI GIFT

SERIAL-NUM	PAID AMOUNT	PAID DTE	OUTSTANDING AMOUNT	ISSUE DATE	ADDITIONAL DATA	CODE	PLAN	FSI
25803	5,000.00	04/24/09		04/17/09				
25804			1,000.00	04/17/09				
25805	2,000.00	04/27/09		04/17/09				
25806			2,000.00	04/17/09				
25807	2,000.00	04/29/09		04/17/09				
25808	5,000.00	04/30/09		04/17/09				
25809	10,000.00	04/28/09		04/17/09				
25810	5,000.00	04/27/09		04/17/09				
25811			1,000.00	04/17/09				
25812			1,000.00	04/17/09				
25813	500.00	04/28/09		04/17/09				
25814	25,000.00	04/27/09		04/17/09				
25815	25,000.00	04/27/09		04/17/09				
25816			1,000.00	04/17/09				
25817	1,000.00	04/30/09		04/17/09				
25818	1,000.00	04/29/09		04/17/09				
25819	250.00	04/29/09		04/17/09				
25820	1,400.00	04/28/09		04/17/09				
25821			500.00	04/17/09				
25822			500.00	04/17/09				
25823	2,000.00	04/30/09		04/17/09				
25824			2,500.00	04/17/09				
25825			300.00	04/17/09				
25826	15,000.00	04/30/09		04/17/09				
25827	15,000.00	04/29/09		04/17/09				
25828			20,000.00	04/17/09				
25829	3,250.00	04/30/09		04/17/09				
25830			1,305.00	04/17/09				
25831	350.00	04/24/09		04/17/09				
25832	2,000.00	04/27/09		04/17/09				
25833			1,000.00	04/17/09				
25834			250.00	04/17/09				
25835	400.00	04/30/09		04/17/09				
25836	300.00	04/29/09		04/17/09				
25837	7,500.00	04/27/09		04/17/09				
25838	750.00	04/28/09		04/17/09				
25839	2,000.00	04/29/09		04/17/09				
25840			450.00	04/17/09				
25841	2,000.00	04/29/09		04/17/09				
25842	4,000.00	04/28/09		04/17/09				
25843			3,000.00	04/17/09				
25844			2,405.00	04/17/09				
25845			3,500.00	04/17/09				
25846	1,200.00	04/28/09		04/17/09				
25847	1,000.00	04/29/09		04/17/09				
25848	6,519.00	04/29/09		04/17/09				
25849			1,500.00	04/17/09				

PAID & OUTSTANDING

ACCOUNT NAME - CITI GIFT

SERIAL-NUM	PAID AMOUNT	PAID DTE	OUTSTANDING AMOUNT	ISSUE DATE	ADDITIONAL DATA	CODE	PLAN	FSI
25850			1,800.00	04/17/09				
25851	1,000.00	04/28/09		04/17/09				
25852	5,000.00	04/28/09		04/17/09				
25853	250.00	04/29/09		04/17/09				
25854			5,000.00	04/17/09				
25855			5,750.00	04/17/09				
25856			320.00	04/17/09				
25857			1,000.00	04/17/09				
25858			250.00	04/17/09				
25859			1,000.00	04/17/09				
25860			5,000.00	04/17/09				
25861	10,000.00	04/29/09		04/17/09				
25862			5,625.00	04/17/09				
25863	750.00	04/29/09		04/17/09				
25864	250.00	04/27/09		04/17/09				
25865	2,000.00	04/30/09		04/17/09				
25866			500.00	04/17/09				
25867	250.00	04/28/09		04/17/09				
25868			250.00	04/17/09				
25869			250.00	04/17/09				
25870	250.00	04/30/09		04/17/09				
25871			400.00	04/17/09				
25872			9,500.00	04/17/09				
25873			250.00	04/17/09				
25874			2,500.00	04/17/09				
25875	750.00	04/29/09		04/17/09				
25876	100,000.00	04/30/09		04/17/09				
25877			500.00	04/21/09				
25878	500.00	04/30/09		04/21/09				
25879			1,200.00	04/21/09				
25880	1,000.00	04/30/09		04/21/09				
25881			1,000.00	04/21/09				
25882			250.00	04/21/09				
25883			1,100.00	04/21/09				
25884			1,000.00	04/21/09				
25885			1,500.00	04/21/09				
25886	1,000.00	04/30/09		04/21/09				
25887			1,000.00	04/21/09				
25888			1,000.00	04/21/09				
25889			10,000.00	04/21/09				
25890	1,000.00	04/27/09		04/21/09				
25891			1,000.00	04/21/09				
25892	1,500.00	04/29/09		04/21/09				
25893			500.00	04/21/09				
25894	1,000.00	04/29/09		04/21/09				
25895	500.00	04/28/09		04/21/09				
25896			500.00	04/21/09				

PAID & OUTSTANDING

ACCOUNT NAME - CITI GIFT

SERIAL-NUM	PAID AMOUNT	PAID DTE	OUTSTANDING AMOUNT	ISSUE DATE	ADDITIONAL DATA	CODE	PLAN	FSI
25897			1,000.00	04/21/09				
25898			2,500.00	04/21/09				
25899			13,750.00	04/21/09				
25900			1,500.00	04/21/09				
25901			1,000.00	04/21/09				
25902	5,500.00	04/30/09		04/21/09				
25903			2,750.00	04/21/09				
25904	500.00	04/30/09		04/21/09				
25905			250.00	04/21/09				
25906	750.00	04/29/09		04/21/09				
25907			250.00	04/21/09				
25908			1,000.00	04/21/09				
25909			500.00	04/21/09				
25910			10,000.00	04/21/09				
25911			50,000.00	04/22/09				
25912			1,000.00	04/22/09				
25913	1,000.00	04/29/09		04/22/09				
25914			1,000.00	04/22/09				
25915			400.00	04/22/09				
25916			1,000.00	04/22/09				
25917	250.00	04/29/09		04/22/09				
25918			500.00	04/22/09				
25919	1,000.00	04/30/09		04/22/09				
25920	1,200.00	04/30/09		04/22/09				
25921			1,000.00	04/22/09				
25922			1,000.00	04/22/09				
25923			5,000.00	04/22/09				
25924			1,000.00	04/22/09				
25925	5,000.00	04/30/09		04/22/09				
25926	7,500.00	04/29/09		04/22/09				
25927			7,500.00	04/22/09				
25928			758.43	04/22/09				
25929			1,000.00	04/22/09				
25930	1,000.00	04/30/09		04/22/09				
25931	45,000.00	04/29/09		04/22/09				
25932			934.93	04/22/09				
25933			1,000.00	04/22/09				
25934	1,000.00	04/30/09		04/22/09				
25935			2,000.00	04/22/09				
25936	500.00	04/29/09		04/22/09				
25937			5,000.00	04/22/09				
25938	1,500.00	04/30/09		04/22/09				
25939			10,000.00	04/22/09				
25940	2,500.00	04/30/09		04/22/09				
25941	1,000.00	04/30/09		04/22/09				
25942			500.00	04/22/09				
25943	15,000.00	04/29/09		04/22/09				

PAID & OUTSTANDING

ACCOUNT NAME - CITI GIFT

SERIAL-NUM	PAID AMOUNT	PAID DTE	OUTSTANDING AMOUNT	ISSUE DATE	ADDITIONAL DATA	CODE	PLAN	FSI
25944	80,151.86	04/29/09		04/22/09				
25945	1,000.00	04/28/09		04/22/09				
25946			2,000.00	04/22/09				
25947			32,595.00	04/22/09				
25948			300.00	04/22/09				
25949	1,000.00	04/30/09		04/22/09				
25950			60,000.00	04/27/09				
25951			1,000.00	04/27/09				
25952			500.00	04/27/09				
25953			3,000.00	04/27/09				
25954			4,000.00	04/27/09				
25955			1,500.00	04/27/09				
25956			10,000.00	04/27/09				
25957			50,000.00	04/27/09				
25958			500.00	04/27/09				
25959			10,000.00	04/27/09				
25960			250.00	04/27/09				
25961			250.00	04/27/09				
25962			500.00	04/27/09				
25963			2,500.00	04/27/09				
25964			1,500.00	04/27/09				
25965			2,500.00	04/27/09				
25966			5,000.00	04/27/09				
25967			4,966.00	04/27/09				
25968			500.00	04/27/09				
25969			1,000.00	04/27/09				
25970			1,000.00	04/27/09				
25971			1,000.00	04/27/09				
25972			500.00	04/27/09				
25973			10,000.00	04/27/09				
25974			17,500.00	04/27/09				
25975			1,000.00	04/27/09				
25976			5,000.00	04/27/09				
25977			1,000.00	04/27/09				
25978			1,000.00	04/27/09				
25979			1,000.00	04/27/09				
25980			850.00	04/27/09				
25981			200.00	04/27/09				
25982			250.00	04/27/09				
REPORT TOTAL	1,980,138.92	ITEMS	361	701,084.36	ITEMS		195	

REPORT DATE 05/05/09

ACCOUNT 3875-7391 RULE OFF FROM 04/01/09 TO 04/30/09

RUN DATE 05/05/09 TIME 07:44

ISSUANCE SUMMARY

PAGE 1

ACCOUNT NAME - CITI GIFT

ADDITIONAL CHECKS ISSUED

SERIAL-NUM	ISSUE AMOUNT	ISS DATE	SERIAL-NUM	ISSUE AMOUNT	ISS DATE	SERIAL-NUM	ISSUE AMOUNT	ISS DATE
			TOTAL	0.00	ITEMS	0		

REPORT DATE 05/05/09

ACCOUNT 3875-7391 RULE OFF FROM 04/01/09 TO 04/30/09

RUN DATE 05/05/09 TIME 07:44

ISSUANCE SUMMARY

PAGE 1

ACCOUNT NAME - CITI GIFT

ISSUED CHECKS VOIDED

SERIAL-NUM	ISSUE AMOUNT	ISS DATE	REASON	SERIAL-NUM	ISSUE AMOUNT	ISS DATE	REASON
23446	1,000 00	12/16/08	STOPPED 04/17/09	23592	500.00	12/22/08	STOPPED 04/17/09
23879	250 00	01/05/09	STOPPED 04/24/09	23900	10,000.00	01/05/09	STOPPED 04/17/09
24079	1,000.00	01/05/09	STOPPED 04/17/09	25108	6,160.00	02/26/09	STOPPED 04/24/09
25179	5,000.00	03/03/09	STOPPED 04/03/09	25755	2,100.00	04/13/09	STOPPED 04/22/09
				TOTAL	26,010 00	ITEMS	8

REPORT DATE 05/05/09

ACCOUNT 3875-7391 RULE OFF FROM 04/01/09 TO 04/30/09

RUN DATE 05/05/09 TIME 07:44

ISSUANCE SUMMARY

PAGE 1

ACCOUNT NAME - CITI GIFT

AGED ITEMS VOIDED

SERIAL-NUM	ISSUE AMOUNT	ISS DATE	REASON	SERIAL-NUM	ISSUE AMOUNT	ISS DATE	REASON
				TOTAL	0.00	ITEMS	0

REPORT DATE 05/05/09

ACCOUNT 3875-7391 RULE OFF FROM 04/01/09 TO 04/30/09

RUN DATE 05/05/09 TIME 07:44

ISSUANCE SUMMARY

PAGE 1

ACCOUNT NAME - CITI GIFT

ISSUANCE REGISTER ADJUSTMENTS

PREV PAID	TOTAL	0.00	ITEMS	0
CURRENT	TOTAL	0 00	ITEMS	0
REPORT	TOTAL	0.00	ITEMS	0

REPORT DATE 05/05/09

ACCOUNT 3875-7391 RULE OFF FROM 04/01/09 TO 04/30/09

RUN DATE 05/05/09 TIME 07:44

ISSUANCE SUMMARY

PAGE 1

ACCOUNT NAME - CITI GIFT

ISSUANCE SUMMARY

	ISSUE AMOUNT	ITEMS
INITIAL ISSUANCE	1,625,271.46	321
ADDITIONAL CHECKS ISSUED	0.00	0
ISSUED CHECKS VOIDED	<26,010.00>	8
AGED ITEMS VOIDED	0.00	0
ISSUANCE REGISTER ADJUSTMENTS	0.00	0

April GRANTS PAID:

1,599,261.46

PAID & OUTSTANDING

ACCOUNT NAME - CITI GIFT

SERIAL-NUM	PAID AMOUNT	PAID DTE	OUTSTANDING AMOUNT	ISSUE DATE	ADDITIONAL DATA	CODE	PLAN	FSI
16376			1,200.00	12/19/07				
17518			2,000.00	01/16/08				
20760			400.00	06/25/08				
20803			25,000.00	06/26/08				
21127			1,000.00	07/15/07	UNIVERSITY OF MARYLAND - SCHOO			
21127			1,000.00	07/16/08				
21205			9,200.00	07/23/08				
21538			500.00	08/27/07				
21538			500.00	08/29/08				
21600			1,000.00	09/03/07				
21600			1,000.00	09/05/08				
21668			250.00	09/10/07				
21672			2,100.00	09/10/07				
21672			2,100.00	09/12/08				
21694			500.00	09/10/07				
21694			500.00	09/12/08				
21734			1,000.00	09/12/07				
21734			1,000.00	09/16/08				
21830			500.00	09/19/07				
21830			500.00	09/23/08				
21849			2,000.00	09/18/07				
21849			2,000.00	09/23/08				
21914			250.00	09/29/07				
21914			250.00	10/01/08				
21962			500.00	10/03/07				
22095			500.00	10/09/07				
23329			250.00	12/16/08				
23358			900.00	12/16/08				
24405			1,000.00	01/15/09				
24411	1,000.00	05/11/09		01/15/09				
24687	1,250.00	05/15/09		01/28/09				
25012			250.00	02/19/09				
25041			1,000.00	02/19/09				
25468	1,500.00	05/18/09		03/17/09				
25470	700.00	05/07/09		03/17/09				
25496	5,000.00	05/22/09		03/20/09				
25499	1,200.00	05/05/09		03/20/09				
25500	500.00	05/07/09		03/20/09				
25557	5,000.00	05/11/09		03/24/09				
25562	35,000.00	05/14/09		03/24/09				
25576	300.00	05/13/09		03/27/09				
25586	450.00	05/11/09		03/27/09				
25619	1,075.00	05/08/09		03/27/09				
25662			5,000.00	04/06/09				
25664	1,000.00	05/06/09		04/08/09				
25675	250.00	05/18/09		04/08/09				
25676	500.00	05/07/09		04/08/09				

PAID & OUTSTANDING

ACCOUNT NAME - CITI GIFT

SERIAL-NUM	PAID AMOUNT	PAID DTE	OUTSTANDING AMOUNT	ISSUE DATE	ADDITIONAL DATA	CODE	PLAN	FSI
25683	250.00	05/21/09		04/08/09				
25688			1,000.00	04/08/09				
25710			250.00	04/08/09				
25715	250.00	05/19/09		04/13/09				
25716	15,000.00	05/18/09		04/13/09				
25719	250.00	05/26/09		04/13/09				
25722	5,000.00	05/11/09		04/13/09				
25726	5,700.00	05/04/09		04/13/09				
25731	1,000.00	05/06/09		04/13/09				
25738	20,000.00	05/22/09		04/13/09				
25740	1,000.00	05/01/09		04/13/09				
25751			250.00	04/13/09				
25763	5,000.00	05/01/09		04/13/09				
25770	600.00	05/19/09		04/17/09				
25773	1,000.00	05/07/09		04/17/09				
25774	5,000.00	05/06/09		04/17/09				
25775	250.00	05/04/09		04/17/09				
25779			2,000.00	04/17/09				
25780	1,000.00	05/11/09		04/17/09				
25784	250.00	05/13/09		04/17/09				
25786	2,500.00	05/01/09		04/17/09				
25788	2,500.00	05/05/09		04/17/09				
25790	1,500.00	05/12/09		04/17/09				
25792	1,000.00	05/18/09		04/17/09				
25796	1,000.00	05/12/09		04/17/09				
25797	250.00	05/05/09		04/17/09				
25798			1,000.00	04/17/09				
25799	10,000.00	05/08/09		04/17/09				
25800	1,000.00	05/01/09		04/17/09				
25802	10,000.00	05/05/09		04/17/09				
25804	1,000.00	05/01/09		04/17/09				
25806			2,000.00	04/17/09				
25811	1,000.00	05/05/09		04/17/09				
25812	1,000.00	05/04/09		04/17/09				
25816	1,000.00	05/06/09		04/17/09				
25821	500.00	05/11/09		04/17/09				
25822	500.00	05/04/09		04/17/09				
25824	2,500.00	05/04/09		04/17/09				
25825	300.00	05/12/09		04/17/09				
25828			20,000.00	04/17/09				
25830	1,305.00	05/05/09		04/17/09				
25833	1,000.00	05/06/09		04/17/09				
25834	250.00	05/04/09		04/17/09				
25840	450.00	05/04/09		04/17/09				
25843	3,000.00	05/06/09		04/17/09				
25844	2,405.00	05/27/09		04/17/09				
25845	3,500.00	05/01/09		04/17/09				

PAID & OUTSTANDING

ACCOUNT NAME - CITI GIFT

SERIAL-NUM	PAID AMOUNT	PAID DTE	OUTSTANDING AMOUNT	ISSUE DATE	ADDITIONAL DATA	CODE	PLAN	FSI
25849	1,500.00	05/07/09		04/17/09				
25850	1,800.00	05/13/09		04/17/09				
25854			5,000.00	04/17/09				
25855	5,750.00	05/01/09		04/17/09				
25856	320.00	05/13/09		04/17/09				
25857	1,000.00	05/05/09		04/17/09				
25858	250.00	05/12/09		04/17/09				
25859	1,000.00	05/01/09		04/17/09				
25860	5,000.00	05/06/09		04/17/09				
25862	5,625.00	05/01/09		04/17/09				
25866	500.00	05/01/09		04/17/09				
25868	250.00	05/08/09		04/17/09				
25869	250.00	05/13/09		04/17/09				
25871	400.00	05/01/09		04/17/09				
25872			9,500.00	04/17/09				
25873	250.00	05/13/09		04/17/09				
25874	2,500.00	05/01/09		04/17/09				
25877	500.00	05/06/09		04/21/09				
25879	1,200.00	05/01/09		04/21/09				
25881	1,000.00	05/01/09		04/21/09				
25882	250.00	05/12/09		04/21/09				
25883	1,100.00	05/06/09		04/21/09				
25884	1,000.00	05/01/09		04/21/09				
25885	1,500.00	05/15/09		04/21/09				
25887	1,000.00	05/01/09		04/21/09				
25888	1,000.00	05/08/09		04/21/09				
25889	10,000.00	05/01/09		04/21/09				
25891	1,000.00	05/06/09		04/21/09				
25893	500.00	05/08/09		04/21/09				
25896	500.00	05/04/09		04/21/09				
25897	1,000.00	05/08/09		04/21/09				
25898	2,500.00	05/07/09		04/21/09				
25899	13,750.00	05/05/09		04/21/09				
25900	1,500.00	05/06/09		04/21/09				
25901	1,000.00	05/06/09		04/21/09				
25903	2,750.00	05/05/09		04/21/09				
25905	250.00	05/13/09		04/21/09				
25907	250.00	05/07/09		04/21/09				
25908	1,000.00	05/01/09		04/21/09				
25909	500.00	05/19/09		04/21/09				
25910	10,000.00	05/01/09		04/21/09				
25911	50,000.00	05/04/09		04/22/09				
25912	1,000.00	05/01/09		04/22/09				
25914	1,000.00	05/01/09		04/22/09				
25915	400.00	05/14/09		04/22/09				
25916	1,000.00	05/18/09		04/22/09				
25918	500.00	05/26/09		04/22/09				

PAID & OUTSTANDING

ACCOUNT NAME - CITI GIFT

SERIAL-NUM	PAID AMOUNT	PAID DTE	OUTSTANDING AMOUNT	ISSUE DATE	ADDITIONAL DATA	CODE	PLAN	FSI
25921	1,000.00	05/11/09		04/22/09				
25922	1,000.00	05/01/09		04/22/09				
25923	5,000.00	05/18/09		04/22/09				
25924	1,000.00	05/18/09		04/22/09				
25927	7,500.00	05/04/09		04/22/09				
25928	758.43	05/04/09		04/22/09				
25929	1,000.00	05/11/09		04/22/09				
25932	934.93	05/07/09		04/22/09				
25933	1,000.00	05/12/09		04/22/09				
25935	2,000.00	05/05/09		04/22/09				
25937	5,000.00	05/01/09		04/22/09				
25939	10,000.00	05/22/09		04/22/09				
25942	500.00	05/08/09		04/22/09				
25946	2,000.00	05/05/09		04/22/09				
25947	32,595.30	05/01/09		04/22/09				
25948	300.00	05/01/09		04/22/09				
25950	60,000.00	05/11/09		04/27/09				
25951	1,000.00	05/08/09		04/27/09				
25952	500.00	05/14/09		04/27/09				
25953	3,000.00	05/07/09		04/27/09				
25954	4,000.00	05/06/09		04/27/09				
25955	1,500.00	05/08/09		04/27/09				
25956	10,000.00	05/06/09		04/27/09				
25957	50,000.00	05/08/09		04/27/09				
25958	500.00	05/11/09		04/27/09				
25959	10,000.00	05/05/09		04/27/09				
25960	250.00	05/07/09		04/27/09				
25961	250.00	05/11/09		04/27/09				
25962	500.00	05/05/09		04/27/09				
25963	2,500.00	05/11/09		04/27/09				
25964	1,500.00	05/11/09		04/27/09				
25965	2,500.00	05/08/09		04/27/09				
25966	5,000.00	05/04/09		04/27/09				
25967	4,966.00	05/15/09		04/27/09				
25968	500.00	05/12/09		04/27/09				
25969	1,000.00	05/05/09		04/27/09				
25970	1,000.00	05/07/09		04/27/09				
25971	1,000.00	05/06/09		04/27/09				
25972	500.00	05/11/09		04/27/09				
25973	10,000.00	05/11/09		04/27/09				
25974	17,500.00	05/08/09		04/27/09				
25975	1,000.00	05/08/09		04/27/09				
25976	5,000.00	05/07/09		04/27/09				
25977	1,000.00	05/11/09		04/27/09				
25978	1,000.00	05/07/09		04/27/09				
25979	1,000.00	05/05/09		04/27/09				
25980	850.00	05/08/09		04/27/09				

PAID & OUTSTANDING

ACCOUNT NAME - CITI GIFT

SERIAL-NUM	PAID AMOUNT	PAID DTE	OUTSTANDING AMOUNT	ISSUE DATE	ADDITIONAL DATA	CODE	PLAN	FSI
25981	200.00	05/11/09		04/27/09				
25982	250.00	05/13/09		04/27/09				
25983	10,000.00	05/14/09		05/01/09				
25984	5,000.00	05/13/09		05/01/09				
25985	500.00	05/18/09		05/01/09				
25986	7,500.00	05/13/09		05/01/09				
25987	1,000.00	05/26/09		05/01/09				
25988	1,000.00	05/18/09		05/01/09				
25989	500.00	05/13/09		05/01/09				
25990	1,000.00	05/12/09		05/01/09				
25991	2,500.00	05/13/09		05/01/09				
25992	1,000.00	05/18/09		05/01/09				
25993	6,500.00	05/13/09		05/01/09				
25994	2,000.00	05/14/09		05/01/09				
25995	1,500.00	05/13/09		05/01/09				
25996	6,900.00	05/12/09		05/01/09				
25997	525.00	05/19/09		05/01/09				
25998	500.00	05/13/09		05/01/09				
25999	1,000.00	05/13/09		05/01/09				
26000	5,000.00	05/18/09		05/01/09				
26001	1,000.00	05/14/09		05/01/09				
26002	750.00	05/20/09		05/01/09				
26003			250.00	05/01/09				
26004	1,500.00	05/15/09		05/01/09				
26005	1,000.00	05/19/09		05/01/09				
26006	1,000.00	05/13/09		05/01/09				
26007			5,000.00	05/01/09				
26008	2,250.00	05/15/09		05/01/09				
26009	15,000.00	05/14/09		05/01/09				
26010			3,000.00	05/01/09				
26011	1,000.00	05/13/09		05/01/09				
26012	500.00	05/15/09		05/01/09				
26013	10,000.00	05/13/09		05/01/09				
26014	10,000.00	05/22/09		05/01/09				
26015	1,000.00	05/27/09		05/01/09				
26016	1,000.00	05/13/09		05/01/09				
26017	1,000.00	05/12/09		05/01/09				
26018	1,000.00	05/14/09		05/01/09				
26019	1,000.00	05/13/09		05/01/09				
26020	10,000.00	05/15/09		05/01/09				
26021	250.00	05/21/09		05/01/09				
26022	2,000.00	05/15/09		05/01/09				
26023	750.00	05/21/09		05/01/09				
26024	1,000.00	05/19/09		05/01/09				
26025	250.00	05/19/09		05/01/09				
26026	1,000.00	05/18/09		05/01/09				
26027	350.00	05/15/09		05/01/09				

PAID & OUTSTANDING

ACCOUNT NAME - CITI GIFT

SERIAL-NUM	PAID AMOUNT	PAID DTE	OUTSTANDING AMOUNT	ISSUE DATE	ADDITIONAL DATA	CODE	PLAN	FSI
26028	3,000.00	05/18/09		05/01/09				
26029	400.00	05/13/09		05/01/09				
26030	1,500.00	05/21/09		05/01/09				
26031	20,000.00	05/20/09		05/01/09				
26032	2,000.00	05/19/09		05/01/09				
26033	5,000.00	05/14/09		05/01/09				
26034	1,000.00	05/15/09		05/01/09				
26035	10,000.00	05/12/09		05/01/09				
26036	250.00	05/21/09		05/01/09				
26037	250.00	05/13/09		05/01/09				
26038	250.00	05/13/09		05/01/09				
26039	500.00	05/15/09		05/01/09				
26040	300.00	05/15/09		05/01/09				
26041	250.00	05/14/09		05/01/09				
26042			250.00	05/01/09				
26043	250.00	05/13/09		05/01/09				
26044	250.00	05/15/09		05/01/09				
26045	250.00	05/13/09		05/01/09				
26046	500.00	05/15/09		05/01/09				
26047			500.00	05/01/09				
26048	1,000.00	05/22/09		05/01/09				
26049	28,000.00	05/18/09		05/01/09				
26050			1,000.00	05/01/09				
26051	3,500.00	05/26/09		05/01/09				
26052	50,000.00	05/15/09		05/01/09				
26053			5,000.00	05/01/09				
26054	1,000.00	05/18/09		05/01/09				
26055	800.00	05/18/09		05/01/09				
26056	50.00	05/13/09		05/01/09				
26057	2,500.00	05/14/09		05/04/09				
26058	250.00	05/21/09		05/04/09				
26059	250.00	05/11/09		05/04/09				
26060	2,000.00	05/20/09		05/04/09				
26061	1,000.00	05/14/09		05/04/09				
26062	250.00	05/20/09		05/04/09				
26063	5,000.00	05/13/09		05/04/09				
26064	2,000.00	05/22/09		05/04/09				
26065	1,000.00	05/15/09		05/04/09				
26066	1,000.00	05/18/09		05/04/09				
26067	1,000.00	05/27/09		05/04/09				
26068	2,000.00	05/14/09		05/04/09				
26069	5,000.00	05/14/09		05/04/09				
26070	5,000.00	05/15/09		05/04/09				
26071	1,000.00	05/27/09		05/04/09				
26072	1,000.00	05/20/09		05/04/09				
26073	500.00	05/15/09		05/04/09				
26074	1,000.00	05/14/09		05/04/09				

PAID & OUTSTANDING

ACCOUNT NAME - CITI GIFT

SERIAL-NUM	PAID AMOUNT	PAID DTE	OUTSTANDING AMOUNT	ISSUE DATE	ADDITIONAL DATA	CODE	PLAN	FSI
26075	500.00	05/13/09		05/04/09				
26076			1,000.00	05/04/09				
26077	500.00	05/13/09		05/04/09				
26078	6,000.00	05/20/09		05/04/09				
26079	3,000.00	05/13/09		05/04/09				
26080	3,000.00	05/27/09		05/04/09				
26081	4,000.00	05/12/09		05/04/09				
26082	8,000.00	05/12/09		05/04/09				
26083			5,000.00	05/04/09				
26084			250.00	05/04/09				
26085	500.00	05/13/09		05/04/09				
26086			500.00	05/04/09				
26087	1,000.00	05/22/09		05/04/09				
26088	250.00	05/14/09		05/04/09				
26089	1,000.00	05/13/09		05/04/09				
26090			1,000.00	05/04/09				
26091	250.00	05/14/09		05/04/09				
26092	5,000.00	05/12/09		05/04/09				
26093	250.00	05/13/09		05/04/09				
26094	2,500.00	05/15/09		05/04/09				
26095	1,000.00	05/26/09		05/04/09				
26096	40,000.00	05/11/09		05/04/09				
26097	10,000.00	05/12/09		05/04/09				
26098	5,000.00	05/21/09		05/04/09				
26099	2,500.00	05/14/09		05/04/09				
26100	2,000.00	05/13/09		05/04/09				
26101	1,800.00	05/21/09		05/04/09				
26102	2,000.00	05/11/09		05/04/09				
26103	1,000.00	05/19/09		05/04/09				
26104	421.00	05/13/09		05/04/09				
26105	5,000.00	05/20/09		05/04/09				
26106	5,000.00	05/21/09		05/04/09				
26107	5,000.00	05/18/09		05/04/09				
26108	250.00	05/22/09		05/04/09				
26109	250.00	05/13/09		05/04/09				
26110	1,000.00	05/20/09		05/04/09				
26111	750.00	05/14/09		05/04/09				
26112	500.00	05/11/09		05/04/09				
26113	250.00	05/26/09		05/04/09				
26114	268,789.61	05/11/09		05/05/09				
26115	586.17	05/14/09		05/05/09				
26116	21,707.11	05/15/09		05/05/09				
26117	50,433.17	05/13/09		05/05/09				
26118	15,406.63	05/13/09		05/05/09				
26119	31,172.43	05/13/09		05/05/09				
26120	28,266.55	05/15/09		05/05/09				
26121			1,000.00	05/07/09				

PAID & OUTSTANDING

ACCOUNT NAME - CITI GIFT

SERIAL-NUM	PAID AMOUNT	PAID DTE	OUTSTANDING AMOUNT	ISSUE DATE	ADDITIONAL DATA	CODE	PLAN	FSI
26122	2,500.00	05/15/09		05/07/09				
26123			2,500.00	05/07/09				
26124	500.00	05/21/09		05/07/09				
26125	1,000.00	05/14/09		05/07/09				
26126	500.00	05/15/09		05/07/09				
26127			500.00	05/07/09				
26128	250.00	05/15/09		05/07/09				
26129			500.00	05/07/09				
26130	250.00	05/15/09		05/07/09				
26131			500.00	05/07/09				
26132			500.00	05/07/09				
26133	500.00	05/15/09		05/07/09				
26134	16,000.00	05/15/09		05/07/09				
26135	15,000.00	05/26/09		05/07/09				
26136	9,600.00	05/22/09		05/07/09				
26137	15,000.00	05/21/09		05/07/09				
26138	1,000.00	05/27/09		05/07/09				
26139	1,000.00	05/19/09		05/07/09				
26140	1,000.00	05/19/09		05/07/09				
26141	500.00	05/14/09		05/07/09				
26142	500.00	05/18/09		05/07/09				
26143	500.00	05/20/09		05/07/09				
26144	2,000.00	05/19/09		05/07/09				
26145	2,500.00	05/14/09		05/07/09				
26146	2,500.00	05/21/09		05/07/09				
26147	3,750.00	05/29/09		05/07/09				
26148	2,500.00	05/18/09		05/07/09				
26149	5,000.00	05/18/09		05/07/09				
26150	500.00	05/14/09		05/07/09				
26151	200,000.00	05/13/09		05/07/09				
26152	25,000.00	05/14/09		05/07/09				
26153	250.00	05/20/09		05/07/09				
26154	4,000.00	05/27/09		05/07/09				
26155	2,000.00	05/19/09		05/07/09				
26156	12,935.10	05/13/09		05/07/09				
26157	250.00	05/21/09		05/07/09				
26158	250.00	05/18/09		05/07/09				
26159	1,000.00	05/18/09		05/07/09				
26160	1,000.00	05/15/09		05/07/09				
26161	500,000.00	05/18/09		05/07/09				
26162	7,500.00	05/14/09		05/07/09				
26163	2,000.00	05/28/09		05/07/09				
26164	1,500.00	05/19/09		05/07/09				
26165	1,000.00	05/20/09		05/07/09				
26166	250.00	05/26/09		05/07/09				
26167	500.00	05/20/09		05/07/09				
26168	3,500.00	05/20/09		05/07/09				

PAID & OUTSTANDING

ACCOUNT NAME - CITI GIFT

SERIAL-NUM	PAID AMOUNT	PAID DTE	OUTSTANDING AMOUNT	ISSUE DATE	ADDITIONAL DATA	CODE	PLAN	FSI
26169	1,000.00	05/14/09		05/07/09				
26170	186,971.09	05/13/09		05/07/09				
26171	10,000.00	05/20/09		05/07/09				
26172	5,000.00	05/19/09		05/07/09				
26173	1,800.00	05/20/09		05/07/09				
26174	250.00	05/27/09		05/07/09				
26175	250.00	05/29/09		05/07/09				
26176	1,000.00	05/14/09		05/07/09				
26177	2,600.00	05/18/09		05/07/09				
26178			275.00	05/07/09				
26179	500.00	05/19/09		05/07/09				
26180	1,000.00	05/19/09		05/08/09				
26181	1,500.00	05/27/09		05/08/09				
26182			1,000.00	05/08/09				
26183	500.00	05/18/09		05/08/09				
26184	1,750.00	05/21/09		05/08/09				
26185	500.00	05/21/09		05/08/09				
26186	10,000.00	05/22/09		05/08/09				
26187	5,000.00	05/20/09		05/08/09				
26188	3,000.00	05/19/09		05/08/09				
26189	3,000.00	05/26/09		05/08/09				
26190	6,000.00	05/18/09		05/08/09				
26191	7,500.00	05/19/09		05/08/09				
26192	1,000.00	05/28/09		05/08/09				
26193	20,000.00	05/18/09		05/08/09				
26194	250.00	05/28/09		05/08/09				
26195			250.00	05/08/09				
26196	5,000.00	05/20/09		05/08/09				
26197	10,000.00	05/20/09		05/08/09				
26198	25,000.00	05/15/09		05/08/09				
26199	2,000.00	05/22/09		05/08/09				
26200	1,040.00	05/19/09		05/08/09				
26201	500.00	05/27/09		05/08/09				
26202			500.00	05/08/09				
26203			2,500.00	05/08/09				
26204	25,000.00	05/18/09		05/08/09				
26205			1,000.00	05/08/09				
26206	250.00	05/26/09		05/08/09				
26207	20,000.00	05/22/09		05/08/09				
26208			5,000.00	05/08/09				
26209	2,500.00	05/21/09		05/08/09				
26210	15,000.00	05/21/09		05/08/09				
26211	10,000.00	05/29/09		05/08/09				
26212	5,000.00	05/18/09		05/08/09				
26213			5,000.00	05/08/09				
26214	5,000.00	05/19/09		05/08/09				
26215	5,000.00	05/19/09		05/08/09				

PAID & OUTSTANDING

ACCOUNT NAME - CITI GIFT

SERIAL-NUM	PAID AMOUNT	PAID DTE	OUTSTANDING AMOUNT	ISSUE DATE	ADDITIONAL DATA	CODE	PLAN	FSI
26216	2,000.00	05/19/09		05/08/09				
26217	250.00	05/26/09		05/08/09				
26218	869.32	05/21/09		05/12/09				
26219	142,256.88	05/19/09		05/12/09				
26220	250.00	05/22/09		05/13/09				
26221	300.00	05/28/09		05/13/09				
26222	1,667.00	05/26/09		05/13/09				
26223	2,000.00	05/21/09		05/13/09				
26224			10,000.00	05/13/09				
26225			10,000.00	05/13/09				
26226	700.00	05/22/09		05/13/09				
26227	1,000.00	05/22/09		05/13/09				
26228	1,000.00	05/27/09		05/13/09				
26229	250.00	05/20/09		05/13/09				
26230	250.00	05/19/09		05/13/09				
26231	500.00	05/20/09		05/13/09				
26232	3,000.00	05/20/09		05/13/09				
26233	750.00	05/26/09		05/13/09				
26234	31,110.73	05/26/09		05/13/09				
26235			1,000.00	05/13/09				
26236	2,500.00	05/21/09		05/13/09				
26237			250.00	05/13/09				
26238	1,000.00	05/26/09		05/13/09				
26239	1,000.00	05/22/09		05/13/09				
26240	1,000.00	05/22/09		05/13/09				
26241	1,000.00	05/27/09		05/13/09				
26242			1,000.00	05/13/09				
26243	600.00	05/26/09		05/13/09				
26244	500.00	05/22/09		05/13/09				
26245	10,000.00	05/19/09		05/13/09				
26246	1,000.00	05/28/09		05/13/09				
26247			1,000.00	05/13/09				
26248	1,500.00	05/27/09		05/13/09				
26249	25,000.00	05/21/09		05/13/09				
26250	10,000.00	05/22/09		05/13/09				
26251			250.00	05/13/09				
26252	5,000.00	05/26/09		05/13/09				
26253	500.00	05/27/09		05/13/09				
26254	1,000.00	05/29/09		05/13/09				
26255	500.00	05/26/09		05/13/09				
26256	1,000.00	05/21/09		05/13/09				
26257	500.00	05/27/09		05/13/09				
26258	1,000.00	05/20/09		05/13/09				
26259			1,000.00	05/13/09				
26260			3,000.00	05/13/09				
26261	8,500.00	05/22/09		05/13/09				
26262	250.00	05/28/09		05/13/09				

PAID & OUTSTANDING

ACCOUNT NAME - CITI GIFT

SERIAL-NUM	PAID AMOUNT	PAID DTE	OUTSTANDING AMOUNT	ISSUE DATE	ADDITIONAL DATA	CODE	PLAN	FSI
26263	250.00	05/22/09		05/13/09				
26264	250.00	05/26/09		05/13/09				
26265	250.00	05/22/09		05/13/09				
26266	1,500.00	05/20/09		05/13/09				
26267	2,000.00	05/22/09		05/13/09				
26268	900.00	05/21/09		05/13/09				
26269	1,000.00	05/19/09		05/13/09				
26270	5,000.00	05/21/09		05/13/09				
26271	500.00	05/20/09		05/13/09				
26272	1,000.00	05/26/09		05/13/09				
26273	15,000.00	05/26/09		05/13/09				
26274	600.00	05/22/09		05/13/09				
26275			1,000.00	05/13/09				
26276	500.00	05/20/09		05/13/09				
26277	2,700.00	05/21/09		05/13/09				
26278	1,500.00	05/20/09		05/13/09				
26279	2,500.00	05/22/09		05/13/09				
26280	450.00	05/22/09		05/13/09				
26281	2,000.00	05/28/09		05/13/09				
26282			4,000.00	05/13/09				
26283			2,000.00	05/13/09				
26284	5,000.00	05/27/09		05/13/09				
26285	1,000.00	05/21/09		05/13/09				
26286	4,500.00	05/21/09		05/13/09				
26287			5,000.00	05/13/09				
26288			400.00	05/13/09				
26289	1,500.00	05/20/09		05/13/09				
26290	1,000.00	05/20/09		05/13/09				
26291			10,000.00	05/13/09				
26292	1,000.00	05/26/09		05/13/09				
26293	10,000.00	05/21/09		05/13/09				
26294	600.00	05/20/09		05/13/09				
26295	3,750.00	05/27/09		05/13/09				
26296	1,000.00	05/27/09		05/13/09				
26297	250.00	05/22/09		05/13/09				
26298	500.00	05/26/09		05/13/09				
26299			250.00	05/13/09				
26300	1,000.00	05/19/09		05/13/09				
26301			1,000.00	05/13/09				
26302			300.00	05/13/09				
26303	2,000.00	05/26/09		05/13/09				
26304	5,000.00	05/26/09		05/13/09				
26305	250.00	05/20/09		05/13/09				
26306	250.00	05/27/09		05/13/09				
26307	250.00	05/22/09		05/13/09				
26308	250.00	05/26/09		05/13/09				
26309	250.00	05/28/09		05/13/09				

PAID & OUTSTANDING

ACCOUNT NAME - CITI GIFT

SERIAL-NUM	PAID AMOUNT	PAID DTE	OUTSTANDING AMOUNT	ISSUE DATE	ADDITIONAL DATA	CODE	PLAN	FSI
26310	250.00	05/26/09		05/13/09				
26311	250.00	05/22/09		05/13/09				
26312	300.00	05/26/09		05/13/09				
26313	10,000.00	05/21/09		05/13/09				
26314			5,000.00	05/13/09				
26315	500.00	05/26/09		05/13/09				
26316	1,000.00	05/28/09		05/13/09				
26317	500.00	05/28/09		05/13/09				
26318	1,000.00	05/21/09		05/13/09				
26319	2,000.00	05/22/09		05/13/09				
26320	2,000.00	05/27/09		05/13/09				
26321	2,000.00	05/20/09		05/13/09				
26322	1,500.00	05/27/09		05/13/09				
26323	1,000.00	05/21/09		05/13/09				
26324			5,000.00	05/13/09				
26325	15,000.00	05/26/09		05/13/09				
26326	1,000.00	05/21/09		05/13/09				
26327			1,000.00	05/13/09				
26328			1,000.00	05/13/09				
26329	3,000.00	05/28/09		05/13/09				
26330			700.00	05/18/09				
26331			1,000.00	05/18/09				
26332	4,700.00	05/29/09		05/18/09				
26333	1,000.00	05/28/09		05/18/09				
26334			3,350.00	05/18/09				
26335			500.00	05/18/09				
26336			5,000.00	05/18/09				
26337			250.00	05/18/09				
26338	50,000.00	05/27/09		05/18/09				
26339	5,000.00	05/29/09		05/18/09				
26340	2,500.00	05/29/09		05/18/09				
26341	1,000.00	05/28/09		05/18/09				
26342			500.00	05/18/09				
26343			362.00	05/18/09				
26344	250.00	05/28/09		05/18/09				
26345			1,000.00	05/18/09				
26346			250.00	05/18/09				
26347			1,000.00	05/18/09				
26348	1,000.00	05/28/09		05/18/09				
26349			1,000.00	05/18/09				
26350			750.00	05/18/09				
26351			250.00	05/18/09				
26352			250.00	05/18/09				
26353	1,000.00	05/27/09		05/18/09				
26354	2,500.00	05/27/09		05/18/09				
26355			1,000.00	05/18/09				
26356	9,125.00	05/26/09		05/18/09				

PAID & OUTSTANDING

ACCOUNT NAME - CITI GIFT

SERIAL-NUM	PAID AMOUNT	PAID DTE	OUTSTANDING AMOUNT	ISSUE DATE	ADDITIONAL DATA	CODE	PLAN	FSI
26357	1,000.00	05/28/09		05/18/09				
26358			500.00	05/18/09				
26359	5,000.00	05/28/09		05/18/09				
26360			2,500.00	05/18/09				
26361			5,000.00	05/18/09				
26362			2,500.00	05/18/09				
26363			3,500.00	05/18/09				
26365			5,000.00	05/18/09				
26366			5,000.00	05/18/09				
26367			5,000.00	05/18/09				
26368			5,000.00	05/18/09				
26369			2,500.00	05/18/09				
26370	20,000.00	05/28/09		05/18/09				
26371			5,000.00	05/18/09				
26372	5,000.00	05/28/09		05/18/09				
26373			5,000.00	05/18/09				
26374	2,000.00	05/29/09		05/18/09				
26375			5,000.00	05/18/09				
26376			2,500.00	05/18/09				
26377			5,000.00	05/18/09				
26378			500.00	05/18/09				
26379			1,000.00	05/18/09				
26380	250.00	05/29/09		05/18/09				
26381			250,000.00	05/18/09				
26382			250.00	05/18/09				
26383			1,500.00	05/18/09				
26384	1,000.00	05/29/09		05/18/09				
26385			30,000.00	05/18/09				
26386			1,000 00	05/18/09				
26387	12,000.00	05/28/09		05/18/09				
26388			1,000.00	05/18/09				
26389			500.00	05/18/09				
26390			1,000.00	05/18/09				
26391	2,000.00	05/27/09		05/18/09				
26392	1,200.00	05/29/09		05/18/09				
26393	1,000.00	05/27/09		05/18/09				
26394	500.00	05/29/09		05/18/09				
26395			3,250.00	05/18/09				
26396	500 00	05/29/09		05/18/09				
26397	2,000.00	05/28/09		05/18/09				
26398	5,000.00	05/27/09		05/18/09				
26399			1,000.00	05/18/09				
26400			1,250.00	05/18/09				
26401	500.00	05/26/09		05/18/09				
26402	600.00	05/28/09		05/18/09				
26403			1,000.00	05/18/09				
26404			20,000 00	05/18/09				

PAID & OUTSTANDING

ACCOUNT NAME - CITI GIFT

SERIAL-NUM	PAID AMOUNT	PAID DTE	OUTSTANDING AMOUNT	ISSUE DATE	ADDITIONAL DATA	CODE	PLAN	FSI
26405			22,000.00	05/26/09				
26406			1,000.00	05/26/09				
26407			2,000.00	05/26/09				
26408			4,000.00	05/26/09				
26409			500 00	05/26/09				
26410			250 00	05/26/09				
26411			250.00	05/26/09				
26412			7,500.00	05/26/09				
26413			1,000.00	05/26/09				
26414			1,000.00	05/26/09				
26415			500.00	05/26/09				
26416			1,000.00	05/26/09				
26417			1,000 00	05/26/09				
26418			25,000.00	05/26/09				
26419			5,000.00	05/26/09				
26420			250 00	05/26/09				
26421			14,001.00	05/26/09				
26422			5,000.00	05/26/09				
26423			500.00	05/26/09				
26424			1,000 00	05/26/09				
26425			1,200 00	05/26/09				
26426			7,500.00	05/26/09				
26427			2,500 00	05/26/09				
26428			10,000.00	05/26/09				
26429			25,000.00	05/26/09				
26430			3,000.00	05/26/09				
26431			500 00	05/26/09				
26432			500.00	05/26/09				
26433			2,500.00	05/26/09				
26434			2,500.00	05/26/09				
26435			1,000 00	05/26/09				
26436			150,000.00	05/26/09				
26437			40,500.00	05/26/09				
26438			500 00	05/26/09				
26439			10,000.00	05/26/09				
26440			21,000.00	05/26/09				
26441			250.00	05/26/09				
26442			250.00	05/26/09				
26443			250.00	05/26/09				
26444			1,000.00	05/26/09				
26445			2,000 00	05/26/09				
26446			250.00	05/26/09				
26447			5,000.00	05/26/09				
26448			500.00	05/26/09				
26449			500.00	05/26/09				
26450			500 00	05/26/09				
26451			1,000 00	05/26/09				

PAID & OUTSTANDING

ACCOUNT NAME - CITI GIFT

SERIAL-NUM	PAID AMOUNT	PAID DTE	OUTSTANDING AMOUNT	ISSUE DATE	ADDITIONAL DATA	CODE	PLAN	FSI
26452			1,000.00	05/26/09				
26453			108,258.93	05/27/09				
26454			20,616.67	05/27/09				
26455			352,844.23	05/27/09				
26456			4,000.00	05/28/09				
26457			5,000.00	05/28/09				
26458			500.00	05/28/09				
26459			250.00	05/28/09				
26460			20,000.00	05/28/09				
26461			500.00	05/28/09				
26462			500.00	05/28/09				
26463			250.00	05/28/09				
26464			1,000.00	05/28/09				
26465			500.00	05/28/09				
26466			750.00	05/28/09				
26467			500.00	05/28/09				
26468			250.00	05/28/09				
26469			2,500.00	05/28/09				
26470			30,000.00	05/28/09				
26471			2,500.00	05/28/09				
26472			600.00	05/28/09				
26473			250.00	05/28/09				
26474			50,000.00	05/28/09				
26475			1,000.00	05/28/09				
26476			50,000.00	05/28/09				
26477			10,000.00	05/28/09				
26478			1,000.00	05/28/09				
26479			30,000.00	05/28/09				
26480			1,000.00	05/28/09				
26481			500.00	05/28/09				
26482			1,000.00	05/28/09				
26483			500.00	05/28/09				
26484			500.00	05/28/09				
26485			2,500.00	05/28/09				
26486			2,500.00	05/28/09				
26487			5,000.00	05/28/09				
26488			2,000.00	05/28/09				
26489			5,000.00	05/28/09				
26490			250.00	05/28/09				
26491			250.00	05/28/09				
26492			1,000.00	05/28/09				
26493			500.00	05/28/09				
26494			2,000.00	05/28/09				
26495			500.00	05/28/09				
26496			3,000.00	05/28/09				
26497			500.00	05/28/09				
26498			1,200.00	05/28/09				

REPORT DATE 06/04/09

ACCOUNT 3875-7391 RULE OFF FROM 05/01/09 TO 05/31/09

RUN DATE 06/04/09 TIME 10:01

PAID & OUTSTANDING

PAGE 16

ACCOUNT NAME - CITI GIFT

SERIAL-NUM	PAID AMOUNT	PAID DTE	OUTSTANDING AMOUNT	ISSUE DATE	ADDITIONAL DATA	CODE	PLAN	FSI
26499			1,200.00	05/28/09				
26500			4,000.00	05/28/09				
26501			300.00	05/28/09				
26502			2,800.00	05/28/09				
26503			500.00	05/28/09				
26504			81,488 86	05/29/09				
26505			48,891 34	05/29/09				
26506			1,250.00	05/29/09				
REPORT TOTAL	3,155,467.15	ITEMS	476	1,849,938.03	ITEMS	237		

REPORT DATE 06/04/09

ACCOUNT 3875-7391 RULE OFF FROM 05/01/09 TO 05/31/09

RUN DATE 06/04/09 TIME 10:01

ISSUANCE SUMMARY

PAGE 1

ACCOUNT NAME - CITI GIFT

ADDITIONAL CHECKS ISSUED

SERIAL-NUM	ISSUE AMOUNT	ISS DATE	SERIAL-NUM	ISSUE AMOUNT	ISS DATE	SERIAL-NUM	ISSUE AMOUNT	ISS DATE
			TOTAL	0.00	ITEMS	0		

REPORT DATE 06/04/09

ACCOUNT 3875-7391 RULE OFF FROM 05/01/09 TO 05/31/09

RUN DATE 06/04/09 TIME 10:01

ISSUANCE SUMMARY

PAGE 1

ACCOUNT NAME - CITI GIFT

ISSUED CHECKS VOIDED

SERIAL-NUM	ISSUE AMOUNT	ISS DATE	REASON	SERIAL-NUM	ISSUE AMOUNT	ISS DATE	REASON
24182	1,000.00	01/07/09	STOPPED 05/21/09	24232	500.00	01/09/09	STOPPED 05/21/09
24316	500.00	01/14/09	STOPPED 05/21/09	24670	500.00	01/28/09	STOPPED 05/21/09
25572	20,000.00	03/24/09	STOPPED 05/15/09				
				TOTAL	22,500.00	ITEMS	5

REPORT DATE 06/04/09

ACCOUNT 3875-7391 RULE OFF FROM 05/01/09 TO 05/31/09

RUN DATE 06/04/09 TIME 10:01

ISSUANCE SUMMARY

PAGE 1

ACCOUNT NAME - CITI GIFT

AGED ITEMS VOIDED

SERIAL-NUM	ISSUE AMOUNT	ISS DATE	REASON	SERIAL-NUM	ISSUE AMOUNT	ISS DATE	REASON
				TOTAL	0.00	ITEMS	0

REPORT DATE 06/04/09

ACCOUNT 3875-7391 RULE OFF FROM 05/01/09 TO 05/31/09

RUN DATE 06/04/09 TIME 10:01

ISSUANCE SUMMARY

PAGE 1

ACCOUNT NAME - CITI GIFT

ISSUANCE REGISTER ADJUSTMENTS

PREV PAID	TOTAL	0.00	ITEMS	0
CURRENT	TOTAL	0.00	ITEMS	0
REPORT	TOTAL	0.00	ITEMS	0

REPORT DATE 06/04/09

ACCOUNT 3875-7391 RULE OFF FROM 05/01/09 TO 05/31/09

RUN DATE 06/04/09 TIME 10:01

ISSUANCE SUMMARY

PAGE 1

ACCOUNT NAME - CITI GIFT

ISSUANCE SUMMARY

	ISSUE AMOUNT	ITEMS
INITIAL ISSUANCE	4,326,820.82	523
ADDITIONAL CHECKS ISSUED	0.00	0
ISSUED CHECKS VOIDED	22,500.00	5
AGED ITEMS VOIDED	0.00	0
ISSUANCE REGISTER ADJUSTMENTS	0.00	0

MAY GRANTS PAID:

4,304,320.82

PAID & OUTSTANDING

ACCOUNT NAME - CITI GIFT

SERIAL-NUM	PAID AMOUNT	PAID DTE	OUTSTANDING AMOUNT	ISSUE DATE	ADDITIONAL DATA	CODE	PLAN	FSI
16376			1,200.00	12/19/07				
17518			2,000.00	01/16/08				
20760			400.00	06/25/08				
20803			25,000.00	06/26/08				
21127			1,000.00	07/15/07	UNIVERSITY OF MARYLAND - SCHOO			
21127			1,000.00	07/16/08				
21205			9,200.00	07/23/08				
21538			500.00	08/27/07				
21538			500.00	08/29/08				
21600			1,000.00	09/03/07				
21600			1,000.00	09/05/08				
21668			250.00	09/10/07				
21672			2,100.00	09/10/07				
21672			2,100.00	09/12/08				
21694			500.00	09/10/07				
21694			500.00	09/12/08				
21734			1,000.00	09/12/07				
21734			1,000.00	09/16/08				
21830			500.00	09/19/07				
21830			500.00	09/23/08				
21849			2,000.00	09/18/07				
21849			2,000.00	09/23/08				
21914			250.00	09/29/07				
21914			250.00	10/01/08				
21962			500.00	10/03/07				
22095			500.00	10/09/07				
23329			250.00	12/16/08				
23358			900.00	12/16/08				
24405			1,000.00	01/15/09				
25662	5,000.00	06/03/09		04/06/09				
25688	1,000.00	06/01/09		04/08/09				
25710			250.00	04/08/09				
25751			250.00	04/13/09				
25798	1,000.00	06/01/09		04/17/09				
25806	2,000.00	06/02/09		04/17/09				
25828	20,000.00	06/03/09		04/17/09				
25854			5,000.00	04/17/09				
25872	9,500.00	06/23/09		04/17/09				
26003			250.00	05/01/09				
26007	5,000.00	06/08/09		05/01/09				
26010	3,000.00	06/11/09		05/01/09				
26042	250.00	06/04/09		05/01/09				
26047	500.00	06/25/09		05/01/09				
26050	1,000.00	06/04/09		05/01/09				
26053			5,000.00	05/01/09				
26076	1,000.00	06/01/09		05/04/09				
26083	5,000.00	06/02/09		05/04/09				

PAID & OUTSTANDING

ACCOUNT NAME - CITI GIFT

SERIAL-NUM	PAID AMOUNT	PAID DTE	OUTSTANDING AMOUNT	ISSUE DATE	ADDITIONAL DATA	CODE	PLAN	FSI
26084	250.00	06/01/09		05/04/09				
26086			500.00	05/04/09				
26090	1,000.00	06/15/09		05/04/09				
26121	1,000.00	06/02/09		05/07/09				
26123	2,500.00	06/17/09		05/07/09				
26127	500.00	06/09/09		05/07/09				
26129	500.00	06/02/09		05/07/09				
26131	500.00	06/05/09		05/07/09				
26132			500.00	05/07/09				
26178	275.00	06/02/09		05/07/09				
26182	1,000.00	06/04/09		05/08/09				
26195	250.00	06/02/09		05/08/09				
26202	500.00	06/01/09		05/08/09				
26203	2,500.00	06/10/09		05/08/09				
26205	1,000.00	06/08/09		05/08/09				
26208	5,000.00	06/23/09		05/08/09				
26213	5,000.00	06/02/09		05/08/09				
26224	10,000.00	06/02/09		05/13/09				
26225	10,000.00	06/02/09		05/13/09				
26235	1,000.00	06/30/09		05/13/09				
26237	250.00	06/11/09		05/13/09				
26242	1,000.00	06/09/09		05/13/09				
26247	1,000.00	06/11/09		05/13/09				
26251			250.00	05/13/09				
26259	1,000.00	06/03/09		05/13/09				
26260	3,000.00	06/04/09		05/13/09				
26275	1,000.00	06/02/09		05/13/09				
26282	4,000.00	06/16/09		05/13/09				
26283	2,000.00	06/08/09		05/13/09				
26287	5,000.00	06/01/09		05/13/09				
26288	400.00	06/17/09		05/13/09				
26291	10,000.00	06/12/09		05/13/09				
26299	250.00	06/01/09		05/13/09				
26301	1,000.00	06/08/09		05/13/09				
26302	300.00	06/02/09		05/13/09				
26314	5,000.00	06/01/09		05/13/09				
26324	5,000.00	06/08/09		05/13/09				
26327	1,000.00	06/04/09		05/13/09				
26328	1,000.00	06/02/09		05/13/09				
26330	700.00	06/30/09		05/18/09				
26331	1,000.00	06/01/09		05/18/09				
26334	3,350.00	06/09/09		05/18/09				
26335	500.00	06/03/09		05/18/09				
26336	5,000.00	06/01/09		05/18/09				
26337	250.00	06/03/09		05/18/09				
26342	500.00	06/10/09		05/18/09				
26343	362.00	06/05/09		05/18/09				

PAID & OUTSTANDING

ACCOUNT NAME - CITI GIFT

SERIAL-NUM	PAID AMOUNT	PAID DTE	OUTSTANDING AMOUNT	ISSUE DATE	ADDITIONAL DATA	CODE	PLAN	FSI
26345	1,000.00	06/08/09		05/18/09				
26346	250.00	06/01/09		05/18/09				
26347			1,000.00	05/18/09				
26349	1,000.00	06/02/09		05/18/09				
26350	750.00	06/01/09		05/18/09				
26351	250.00	06/02/09		05/18/09				
26352	250.00	06/03/09		05/18/09				
26355	1,000.00	06/05/09		05/18/09				
26358	500.00	06/02/09		05/18/09				
26360	2,500.00	06/03/09		05/18/09				
26361	5,000.00	06/03/09		05/18/09				
26362	2,500.00	06/04/09		05/18/09				
26363	3,500.00	06/04/09		05/18/09				
26365	5,000.00	06/04/09		05/18/09				
26366	5,000.00	06/01/09		05/18/09				
26367	5,000.00	06/12/09		05/18/09				
26368	5,000.00	06/09/09		05/18/09				
26369	2,500.00	06/01/09		05/18/09				
26371	5,000.00	06/04/09		05/18/09				
26373	5,000.00	06/08/09		05/18/09				
26375	5,000.00	06/01/09		05/18/09				
26376			2,500.00	05/18/09				
26377	5,000.00	06/11/09		05/18/09				
26378	500.00	06/01/09		05/18/09				
26379	1,000.00	06/03/09		05/18/09				
26381	250,000.00	06/01/09		05/18/09				
26382	250.00	06/04/09		05/18/09				
26383	1,500.00	06/24/09		05/18/09				
26385	30,000.00	06/03/09		05/18/09				
26386	1,000.00	06/03/09		05/18/09				
26388	1,000.00	06/01/09		05/18/09				
26389			500.00	05/18/09				
26390	1,000.00	06/10/09		05/18/09				
26395	3,250.00	06/03/09		05/18/09				
26399	1,000.00	06/05/09		05/18/09				
26400	1,250.00	06/01/09		05/18/09				
26403	1,000.00	06/05/09		05/18/09				
26404	20,000.00	06/02/09		05/18/09				
26405	22,000.00	06/04/09		05/26/09				
26406	1,000.00	06/02/09		05/26/09				
26407	2,000.00	06/04/09		05/26/09				
26408	4,000.00	06/03/09		05/26/09				
26409	500.00	06/09/09		05/26/09				
26410	250.00	06/03/09		05/26/09				
26411	250.00	06/30/09		05/26/09				
26412	7,500.00	06/03/09		05/26/09				
26413	1,000.00	06/09/09		05/26/09				

PAID & OUTSTANDING

ACCOUNT NAME - CITI GIFT

SERIAL-NUM	PAID AMOUNT	PAID DTE	OUTSTANDING AMOUNT	ISSUE DATE	ADDITIONAL DATA	CODE	PLAN	FSI
26414	1,000.00	06/03/09		05/26/09				
26415	500.00	06/04/09		05/26/09				
26416	1,000.00	06/02/09		05/26/09				
26417	1,000.00	06/15/09		05/26/09				
26418	25,000.00	06/09/09		05/26/09				
26419	5,000.00	06/10/09		05/26/09				
26420	250.00	06/08/09		05/26/09				
26421	14,001.00	06/05/09		05/26/09				
26422	5,000.00	06/08/09		05/26/09				
26423	500.00	06/10/09		05/26/09				
26424	1,000.00	06/10/09		05/26/09				
26425	1,200.00	06/15/09		05/26/09				
26426	7,500.00	06/03/09		05/26/09				
26427	2,500.00	06/05/09		05/26/09				
26428	10,000.00	06/17/09		05/26/09				
26429	25,000.00	06/16/09		05/26/09				
26430	3,000.00	06/24/09		05/26/09				
26431	500.00	06/17/09		05/26/09				
26432			500.00	05/26/09				
26433	2,500.00	06/23/09		05/26/09				
26434	2,500.00	06/10/09		05/26/09				
26435	1,000.00	06/10/09		05/26/09				
26436	150,000.00	06/10/09		05/26/09				
26437	40,500.00	06/02/09		05/26/09				
26438	500.00	06/04/09		05/26/09				
26439	10,000.00	06/02/09		05/26/09				
26440	21,000.00	06/03/09		05/26/09				
26441	250.00	06/22/09		05/26/09				
26442	250.00	06/08/09		05/26/09				
26443	250.00	06/11/09		05/26/09				
26444	1,000.00	06/04/09		05/26/09				
26445	2,000.00	06/04/09		05/26/09				
26446	250.00	06/03/09		05/26/09				
26447	5,000.00	06/11/09		05/26/09				
26448			500.00	05/26/09				
26449	500.00	06/03/09		05/26/09				
26450			500.00	05/26/09				
26451	1,000.00	06/04/09		05/26/09				
26452	1,000.00	06/25/09		05/26/09				
26453	108,258.93	06/03/09		05/27/09				
26454	20,616.67	06/03/09		05/27/09				
26455	352,844.23	06/03/09		05/27/09				
26456	4,000.00	06/16/09		05/28/09				
26457	5,000.00	06/08/09		05/28/09				
26458	500.00	06/09/09		05/28/09				
26459	250.00	06/15/09		05/28/09				
26460	20,000.00	06/03/09		05/28/09				

PAID & OUTSTANDING

ACCOUNT NAME - CITI GIFT

SERIAL-NUM	PAID AMOUNT	PAID DTE	OUTSTANDING AMOUNT	ISSUE DATE	ADDITIONAL DATA	CODE	PLAN	FSI
26461	500 00	06/12/09		05/28/09				
26462	500.00	06/05/09		05/28/09				
26463	250.00	06/08/09		05/28/09				
26464	1,000.00	06/16/09		05/28/09				
26465	500.00	06/09/09		05/28/09				
26466	750.00	06/05/09		05/28/09				
26467	500.00	06/09/09		05/28/09				
26468	250.00	06/04/09		05/28/09				
26469	2,500.00	06/15/09		05/28/09				
26470	30,000.00	06/08/09		05/28/09				
26471	2,500.00	06/05/09		05/28/09				
26472	600.00	06/29/09		05/28/09				
26473	250.00	06/09/09		05/28/09				
26474	50,000 00	06/02/09		05/28/09				
26475	1,000.00	06/05/09		05/28/09				
26476	50,000.00	06/05/09		05/28/09				
26477	10,000.00	06/03/09		05/28/09				
26478	1,000 00	06/03/09		05/28/09				
26479	30,000 00	06/15/09		05/28/09				
26480	1,000.00	06/03/09		05/28/09				
26481	500.00	06/08/09		05/28/09				
26482	1,000.00	06/05/09		05/29/09				
26483	500.00	06/03/09		05/28/09				
26484	500 00	06/04/09		05/28/09				
26485	2,500 00	06/17/09		05/28/09				
26486	2,500 00	06/17/09		05/28/09				
26487	5,000.00	06/12/09		05/28/09				
26488	2,000 00	06/08/09		05/28/09				
26489	5,000.00	06/02/09		05/28/09				
26490	250.00	06/24/09		05/28/09				
26491	250.00	06/15/09		05/28/09				
26492	1,000.00	06/09/09		05/28/09				
26493	500.00	06/08/09		05/28/09				
26494	2,000 00	06/15/09		05/28/09				
26495	500.00	06/05/09		05/28/09				
26496	3,000.00	06/03/09		05/28/09				
26497	500.00	06/08/09		05/28/09				
26498	1,200.00	06/09/09		05/28/09				
26499	1,200.00	06/09/09		05/28/09				
26500	4,000.00	06/04/09		05/28/09				
26501	300.00	06/12/09		05/28/09				
26502	2,800.00	06/05/09		05/28/09				
26503	500 00	06/04/09		05/28/09				
26504	81,488.86	06/10/09		05/29/09				
26505	48,891.34	06/11/09		05/29/09				
26506	1,250.00	06/09/09		05/29/09				
26507	250.00	06/08/09		06/01/09				

PAID & OUTSTANDING

ACCOUNT NAME - CITI GIFT

SERIAL-NUM	PAID AMOUNT	PAID DTE	OUTSTANDING AMOUNT	ISSUE DATE	ADDITIONAL DATA	CODE	PLAN	FSI
26508	1,000.00	06/12/09		06/01/09				
26509	10,000.00	06/11/09		06/01/09				
26510	33,538.78	06/11/09		06/01/09				
26511	1,000.00	06/08/09		06/01/09				
26512	5,000.00	06/15/09		06/01/09				
26513	5,000.00	06/08/09		06/01/09				
26514	1,000.00	06/11/09		06/01/09				
26515	2,000.00	06/10/09		06/01/09				
26516	2,000.00	06/11/09		06/01/09				
26517	2,000.00	06/09/09		06/01/09				
26518	800.00	06/10/09		06/01/09				
26519	1,000.00	06/10/09		06/01/09				
26520	500.00	06/16/09		06/01/09				
26521			250.00	06/01/09				
26522	250.00	06/09/09		06/01/09				
26523	1,000.00	06/18/09		06/01/09				
26524	10,000.00	06/11/09		06/01/09				
26525	250.00	06/10/09		06/01/09				
26526	10,000.00	06/10/09		06/01/09				
26527	2,500.00	06/11/09		06/01/09				
26528	500.00	06/17/09		06/01/09				
26529	800.00	06/11/09		06/01/09				
26530	5,000.00	06/18/09		06/01/09				
26531	300.00	06/09/09		06/01/09				
26532	1,000.00	06/08/09		06/01/09				
26533	1,000.00	06/11/09		06/01/09				
26534	1,200.00	06/16/09		06/01/09				
26535	1,277.53	06/10/09		06/01/09				
26536	25,000.00	06/09/09		06/01/09				
26537	1,000.00	06/18/09		06/01/09				
26538	6,267.29	06/17/09		06/01/09				
26539			23,000.00	06/01/09				
26540	2,500.00	06/26/09		06/01/09				
26541			2,500.00	06/01/09				
26542	1,000.00	06/09/09		06/01/09				
26543	1,000.00	06/12/09		06/03/09				
26544	1,000.00	06/10/09		06/03/09				
26545	20,000.00	06/23/09		06/03/09				
26546	20,000.00	06/15/09		06/03/09				
26547	1,500.00	06/16/09		06/03/09				
26548	250.00	06/16/09		06/03/09				
26549	250.00	06/11/09		06/03/09				
26550	250.00	06/09/09		06/03/09				
26551	150,000.00	06/09/09		06/03/09				
26552			250.00	06/03/09				
26553	250.00	06/16/09		06/03/09				
26554			2,000.00	06/03/09				

PAID & OUTSTANDING

ACCOUNT NAME - CITI GIFT

SERIAL-NUM	PAID AMOUNT	PAID DTE	OUTSTANDING AMOUNT	ISSUE DATE	ADDITIONAL DATA	CODE	PLAN	FSI
26555	3,100.00	06/18/09		06/03/09				
26556	1,000.00	06/09/09		06/03/09				
26557	1,000.00	06/25/09		06/03/09				
26558	1,000.00	06/11/09		06/03/09				
26559	5,000.00	06/15/09		06/03/09				
26560	6,000.00	06/19/09		06/03/09				
26561			5,000.00	06/03/09				
26562	500.00	06/17/09		06/03/09				
26563	1,000.00	06/10/09		06/03/09				
26564	500.00	06/10/09		06/03/09				
26565			500.00	06/03/09				
26566	500.00	06/10/09		06/03/09				
26567	1,000.00	06/10/09		06/03/09				
26568	500.00	06/19/09		06/03/09				
26569	1,000.00	06/18/09		06/03/09				
26570	5,000.00	06/12/09		06/03/09				
26571	1,000.00	06/15/09		06/03/09				
26572	600.00	06/11/09		06/03/09				
26573	2,500.00	06/11/09		06/03/09				
26574	250.00	06/11/09		06/03/09				
26575	1,100.00	06/09/09		06/03/09				
26576	1,000.00	06/12/09		06/03/09				
26577	1,000.00	06/11/09		06/03/09				
26578	500.00	06/24/09		06/03/09				
26579			500.00	06/03/09				
26580	421.00	06/18/09		06/03/09				
26581	10,000.00	06/16/09		06/03/09				
26582			7,000.00	06/03/09				
26583	6,000.00	06/17/09		06/03/09				
26584	250.00	06/11/09		06/03/09				
26585	1,000.00	06/16/09		06/03/09				
26586			750.00	06/03/09				
26587	5,000.00	06/11/09		06/04/09				
26588	1,000.00	06/17/09		06/09/09				
26589	250.00	06/16/09		06/09/09				
26590	500.00	06/18/09		06/09/09				
26591	3,000.00	06/23/09		06/09/09				
26592	25,000.00	06/24/09		06/09/09				
26593	500.00	06/18/09		06/09/09				
26594	2,500.00	06/17/09		06/09/09				
26595	6,500.00	06/26/09		06/09/09				
26596	9,000.00	06/18/09		06/09/09				
26597	6,000.00	06/17/09		06/09/09				
26598	10,000.00	06/17/09		06/09/09				
26599	2,500.00	06/17/09		06/09/09				
26600	7,500.00	06/18/09		06/09/09				
26601	250.00	06/26/09		06/09/09				

PAID & OUTSTANDING

PAGE 8

ACCOUNT NAME - CITI GIFT

SERIAL-NUM	PAID AMOUNT	PAID DTE	OUTSTANDING AMOUNT	ISSUE DATE	ADDITIONAL DATA	CODE	PLAN	FSI
26602	15,000.00	06/25/09		06/09/09				
26603	2,500.00	06/17/09		06/09/09				
26604	500.00	06/26/09		06/10/09				
26605	250.00	06/24/09		06/10/09				
26606			500.00	06/10/09				
26607			7,275.00	06/10/09				
26608	1,000.00	06/18/09		06/10/09				
26609	500.00	06/18/09		06/10/09				
26610	500.00	06/18/09		06/10/09				
26611	10,000.00	06/22/09		06/10/09				
26612	40,000.00	06/18/09		06/10/09				
26613	1,000.00	06/17/09		06/10/09				
26614	250.00	06/17/09		06/10/09				
26615	250.00	06/18/09		06/10/09				
26616	3,050.00	06/29/09		06/10/09				
26617	1,000.00	06/25/09		06/10/09				
26618			5,000.00	06/10/09				
26619	1,000.00	06/23/09		06/10/09				
26620	500.00	06/17/09		06/10/09				
26621	1,000.00	06/18/09		06/10/09				
26622	17,000.00	06/29/09		06/10/09				
26623	500.00	06/22/09		06/10/09				
26624	350.00	06/16/09		06/10/09				
26625	1,500.00	06/18/09		06/10/09				
26626	1,500.00	06/18/09		06/10/09				
26627	5,000.00	06/22/09		06/10/09				
26628	250.00	06/30/09		06/10/09				
26629	10,000.00	06/16/09		06/10/09				
26630	204,266.56	06/16/09		06/10/09				
26631	10,000.00	06/22/09		06/10/09				
26632	2,500.00	06/22/09		06/10/09				
26633	10,000.00	06/19/09		06/10/09				
26634			2,000.00	06/10/09				
26635			1,000.00	06/10/09				
26636	10,000.00	06/22/09		06/10/09				
26637	1,000.00	06/19/09		06/10/09				
26638	250.00	06/17/09		06/10/09				
26639	1,000.00	06/24/09		06/10/09				
26640	500.00	06/17/09		06/10/09				
26641	350.00	06/26/09		06/10/09				
26642	350.00	06/22/09		06/10/09				
26643	500.00	06/23/09		06/10/09				
26644			500.00	06/10/09				
26645	5,000.00	06/29/09		06/10/09				
26646	250.00	06/24/09		06/10/09				
26647	250.00	06/16/09		06/10/09				
26648	360.00	06/19/09		06/10/09				

PAID & OUTSTANDING

ACCOUNT NAME - CITI GIFT

SERIAL-NUM	PAID AMOUNT	PAID DTE	OUTSTANDING AMOUNT	ISSUE DATE	ADDITIONAL DATA	CODE	PLAN	FSI
26649	2,500.00	06/18/09		06/10/09				
26650	1,000.00	06/29/09		06/10/09				
26651	2,000.00	06/22/09		06/10/09				
26652	1,000.00	06/18/09		06/10/09				
26653	70,000.00	06/18/09		06/10/09				
26654	5,000.00	06/25/09		06/10/09				
26655	500.00	06/18/09		06/10/09				
26656	500.00	06/22/09		06/10/09				
26657	500.00	06/24/09		06/10/09				
26658	2,500.00	06/29/09		06/12/09				
26659	7,000.00	06/29/09		06/12/09				
26660	600.00	06/22/09		06/12/09				
26661	2,000.00	06/23/09		06/12/09				
26662	2,000.00	06/23/09		06/12/09				
26663	5,000.00	06/23/09		06/12/09				
26664	250.00	06/25/09		06/12/09				
26665	6,000.00	06/29/09		06/12/09				
26666			300.00	06/12/09				
26667	10,000.00	06/23/09		06/12/09				
26668	2,000.00	06/19/09		06/12/09				
26669	1,000.00	06/22/09		06/12/09				
26670			3,000.00	06/12/09				
26671	1,500.00	06/24/09		06/12/09				
26672	1,690.00	06/23/09		06/12/09				
26673			1,000.00	06/12/09				
26674	5,000.00	06/24/09		06/12/09				
26675	1,800.00	06/24/09		06/12/09				
26676	10,000.00	06/19/09		06/12/09				
26677	12,500.00	06/26/09		06/12/09				
26678	250.00	06/29/09		06/12/09				
26679	1,000.00	06/29/09		06/12/09				
26680	7,738,618.81	06/22/09		06/12/09				
26681			468.00	06/12/09				
26682	1,800.00	06/29/09		06/12/09				
26683	360.00	06/24/09		06/12/09				
26684	300.00	06/25/09		06/12/09				
26685	500.00	06/26/09		06/12/09				
26686	500.00	06/22/09		06/12/09				
26687	500.00	06/22/09		06/12/09				
26688	20,000.00	06/25/09		06/12/09				
26689	270.00	06/22/09		06/12/09				
26690	3,000.00	06/19/09		06/12/09				
26691	2,500.00	06/23/09		06/12/09				
26692			2,000.00	06/12/09				
26693	2,000.00	06/26/09		06/12/09				
26694	2,000.00	06/26/09		06/12/09				
26695	1,000.00	06/25/09		06/12/09				

PAID & OUTSTANDING

ACCOUNT NAME - CITI GIFT

SERIAL-NUM	PAID AMOUNT	PAID DTE	OUTSTANDING AMOUNT	ISSUE DATE	ADDITIONAL DATA	CODE	PLAN	FSI
26696	500.00	06/24/09		06/12/09				
26697	500.00	06/29/09		06/12/09				
26698			500.00	06/12/09				
26699	1,000.00	06/23/09		06/12/09				
26700	500 00	06/22/09		06/12/09				
26701	250.00	06/30/09		06/12/09				
26702	250.00	06/22/09		06/12/09				
26703			450.00	06/12/09				
26704			1,500.00	06/12/09				
26705	25,000.00	06/23/09		06/12/09				
26706	2,148.00	06/30/09		06/12/09				
26707	3,600.00	06/22/09		06/12/09				
26708			1,000.00	06/12/09				
26709			500.00	06/12/09				
26710	25,000 00	06/23/09		06/12/09				
26711	100,000.00	06/22/09		06/12/09				
26712	2,000.00	06/30/09		06/12/09				
26713	1,000.00	06/23/09		06/12/09				
26714			500.00	06/12/09				
26715	2,500.00	06/23/09		06/12/09				
26716	1,250.00	06/26/09		06/12/09				
26717	20,000.00	06/26/09		06/12/09				
26718			250.00	06/12/09				
26719	10,000.00	06/22/09		06/12/09				
26720	30,000.00	06/19/09		06/12/09				
26721	315.00	06/30/09		06/12/09				
26722	500,000.00	06/17/09		06/12/09				
26723			5,000.00	06/16/09				
26724	2,500.00	06/25/09		06/16/09				
26725	2,000.00	06/25/09		06/16/09				
26726	3,000.00	06/25/09		06/16/09				
26727	1,000 00	06/24/09		06/16/09				
26728	5,000.00	06/23/09		06/16/09				
26729			250.00	06/16/09				
26730	1,000.00	06/24/09		06/16/09				
26731	1,000.00	06/23/09		06/16/09				
26732	1,000 00	06/26/09		06/16/09				
26733	1,000.00	06/29/09		06/16/09				
26734	1,500.00	06/24/09		06/16/09				
26735			500 00	06/16/09				
26736	250.00	06/26/09		06/16/09				
26737			1,000.00	06/16/09				
26738			250.00	06/16/09				
26739	1,500.00	06/26/09		06/16/09				
26740	5,000.00	06/23/09		06/16/09				
26741	25,000.00	06/30/09		06/16/09				
26742	10,000 00	06/22/09		06/16/09				

PAID & OUTSTANDING

ACCOUNT NAME - CITI GIFT

SERIAL-NUM	PAID AMOUNT	PAID DTE	OUTSTANDING AMOUNT	ISSUE DATE	ADDITIONAL DATA	CODE	PLAN	FSI
26743	5,000.00	06/30/09		06/16/09				
26744			400.00	06/16/09				
26745	4,000.00	06/26/09		06/16/09				
26746			3,000.00	06/16/09				
26747	10,000.00	06/24/09		06/16/09				
26748	1,000.00	06/29/09		06/16/09				
26749	1,000.00	06/24/09		06/16/09				
26750	3,000.00	06/26/09		06/16/09				
26751	3,000.00	06/30/09		06/16/09				
26752	3,000.00	06/30/09		06/16/09				
26753	10,000.00	06/24/09		06/16/09				
26754	5,000.00	06/29/09		06/16/09				
26755	1,800.00	06/25/09		06/16/09				
26756	500.00	06/29/09		06/16/09				
26757	1,000.00	06/30/09		06/16/09				
26758	1,000.00	06/22/09		06/16/09				
26759	500.00	06/30/09		06/16/09				
26760	36,000.00	06/23/09		06/16/09				
26761			2,100.00	06/16/09				
26762	2,100.00	06/23/09		06/16/09				
26763	250.00	06/25/09		06/16/09				
26764	250.00	06/26/09		06/16/09				
26765	150,000.00	06/22/09		06/16/09				
26766	1,500.00	06/30/09		06/16/09				
26767	2,000.00	06/23/09		06/16/09				
26768			1,000.00	06/16/09				
26769			475.00	06/16/09				
26770	30,000.00	06/24/09		06/16/09				
26771	250.00	06/25/09		06/16/09				
26772	1,000.00	06/23/09		06/16/09				
26773	1,000.00	06/23/09		06/16/09				
26774	5,000.00	06/23/09		06/16/09				
26775			1,500.00	06/16/09				
26776	500.00	06/24/09		06/16/09				
26777			1,000.00	06/16/09				
26778	1,000.00	06/29/09		06/16/09				
26779	500.00	06/25/09		06/16/09				
26780	1,000.00	06/23/09		06/16/09				
26781	250.00	06/24/09		06/16/09				
26782			250.00	06/16/09				
26783	1,000.00	06/23/09		06/16/09				
26784	300.00	06/25/09		06/16/09				
26785	2,000.00	06/23/09		06/16/09				
26786	1,000.00	06/29/09		06/16/09				
26788	6,000.00	06/24/09		06/16/09				
26789	10,000.00	06/30/09		06/16/09				
26790	10,000.00	06/24/09		06/16/09				

PAID & OUTSTANDING

ACCOUNT NAME - CITI GIFT

SERIAL-NUM	PAID AMOUNT	PAID DTE	OUTSTANDING AMOUNT	ISSUE DATE	ADDITIONAL DATA	CODE	PLAN	FSI
26791	10,000.00	06/30/09		06/16/09				
26792			1,600.00	06/16/09				
26793			2,000.00	06/16/09				
26794			350.00	06/16/09				
26795			300.00	06/16/09				
26796	2,500.00	06/26/09		06/16/09				
26797	750.00	06/23/09		06/16/09				
26798	600.00	06/25/09		06/16/09				
26799	500.00	06/26/09		06/16/09				
26800	2,600.00	06/23/09		06/16/09				
26801	5,000.00	06/24/09		06/16/09				
26802	2,200.00	06/25/09		06/16/09				
26803	5,000.00	06/25/09		06/16/09				
26804			4,000.00	06/16/09				
26805	2,500.00	06/23/09		06/16/09				
26806	350.00	06/25/09		06/16/09				
26807	25,000.00	06/30/09		06/16/09				
26808	1,500.00	06/30/09		06/16/09				
26809	10,000.00	06/24/09		06/16/09				
26810	2,500.00	06/25/09		06/16/09				
26811	1,000.00	06/30/09		06/16/09				
26812			10,000.00	06/16/09				
26813	1,000.00	06/24/09		06/16/09				
26814	10,000.00	06/26/09		06/16/09				
26815			10,000.00	06/16/09				
26816			2,000.00	06/16/09				
26817	305,682.92	06/24/09		06/17/09				
26818	33,762.46	06/24/09		06/17/09				
26819	33,762.46	06/30/09		06/17/09				
26820	33,762.47	06/24/09		06/17/09				
26821			250.00	06/18/09				
26822			1,000.00	06/18/09				
26823	1,000.00	06/29/09		06/22/09				
26824	6,000.00	06/30/09		06/22/09				
26825			2,500.00	06/22/09				
26826	2,500.00	06/26/09		06/22/09				
26827	250.00	06/30/09		06/22/09				
26828			7,400.00	06/22/09				
26829			9,000.00	06/22/09				
26830	1,500.00	06/30/09		06/22/09				
26831			1,200.00	06/22/09				
26832			5,000.00	06/22/09				
26833			250.00	06/22/09				
26834			1,000.00	06/22/09				
26835	250.00	06/29/09		06/22/09				
26836			6,000.00	06/22/09				
26837	1,000.00	06/29/09		06/22/09				

PAID & OUTSTANDING

ACCOUNT NAME - CITI GIFT

SERIAL-NUM	PAID AMOUNT	PAID DTE	OUTSTANDING AMOUNT	ISSUE DATE	ADDITIONAL DATA	CODE	PLAN	FSI
26838			250.00	06/22/09				
26839	1,000.00	06/30/09		06/22/09				
26840	1,500.00	06/29/09		06/22/09				
26841			1,500.00	06/22/09				
26842	500.00	06/30/09		06/22/09				
26843	250 00	06/30/09		06/22/09				
26844			1,000.00	06/22/09				
26845	250 00	06/30/09		06/22/09				
26846			250.00	06/22/09				
26847	500 00	06/30/09		06/22/09				
26848			500.00	06/22/09				
26849	500.00	06/30/09		06/22/09				
26850			500.00	06/22/09				
26851	100,000.00	06/25/09		06/22/09				
26852			55,000.00	06/22/09				
26853			250.00	06/22/09				
26854			1,000.00	06/22/09				
26855	25,000.00	06/30/09		06/22/09				
26856	1,815.79	06/29/09		06/22/09				
26857	5,000.00	06/30/09		06/22/09				
26858	12,500.00	06/29/09		06/22/09				
26859			1,000.00	06/22/09				
26860			500.00	06/22/09				
26861			10,000.00	06/22/09				
26862	2,050.00	06/30/09		06/22/09				
26863			300.00	06/22/09				
26864			3,500 00	06/22/09				
26865			10,000.00	06/22/09				
26866			75,000.00	06/22/09				
26867			17,000.00	06/22/09				
26868	10,000.00	06/30/09		06/22/09				
26869	5,000.00	06/30/09		06/22/09				
26870			1,000.00	06/22/09				
26871	1,000.00	06/30/09		06/22/09				
26872	5,000.00	06/30/09		06/22/09				
26873			2,390.00	06/23/09				
26874			500.00	06/23/09				
26875			5,000 00	06/23/09				
26876			50,000.00	06/23/09				
26877			10,000 00	06/23/09				
26878			1,500.00	06/23/09				
26879			2,500.00	06/23/09				
26880			10,000.00	06/23/09				
26881			5,000.00	06/23/09				
26882	1,000.00	06/30/09		06/23/09				
26883			2,500.00	06/23/09				
26884			250.00	06/23/09				

PAID & OUTSTANDING

ACCOUNT NAME - CITI GIFT

SERIAL-NUM	PAID AMOUNT	PAID DTE	OUTSTANDING AMOUNT	ISSUE DATE	ADDITIONAL DATA	CODE	PLAN	FSI
26885			3,000.00	06/23/09				
26886			275.00	06/23/09				
26887			10,000.00	06/23/09				
26888			1,000.00	06/23/09				
26889			5,000.00	06/23/09				
26890			1,000.00	06/23/09				
26891			50,000.00	06/23/09				
26892			100,000.00	06/23/09				
26893			2,000.00	06/23/09				
26894			1,500.00	06/23/09				
26895			250.00	06/23/09				
26896			250.00	06/23/09				
26897			250.00	06/23/09				
26898			500.00	06/23/09				
26899			2,500.00	06/23/09				
26900			50,000.00	06/23/09				
26901			50,000.00	06/23/09				
26902	25,000.00	06/30/09		06/23/09				
26903			10,000.00	06/23/09				
26904			500.00	06/23/09				
26905	1,000.00	06/30/09		06/23/09				
26906			1,000.00	06/23/09				
26907			2,200.00	06/23/09				
26908			250.00	06/23/09				
26909			1,000.00	06/23/09				
26910			250.00	06/23/09				
26911			500.00	06/23/09				
26912			1,000.00	06/23/09				
26913			250.00	06/23/09				
26914			1,000.00	06/23/09				
26915			12,000.00	06/23/09				
26916			25,000.00	06/23/09				
26917			1,000.00	06/23/09				
26918			486,744.59	06/25/09				
26919			524.28	06/25/09				
26920			261.36	06/25/09				
26921			1,200.00	06/26/09				
26922			1,000.00	06/26/09				
26923			2,400.00	06/26/09				
26924			4,500.00	06/26/09				
26925			250.00	06/26/09				
26926			500.00	06/26/09				
26927			5,000.00	06/26/09				
26928			250.00	06/26/09				
26929			2,000.00	06/26/09				
26930			100,000.00	06/26/09				
26931			10,000.00	06/26/09				

PAID & OUTSTANDING

ACCOUNT NAME - CITI GIFT

SERIAL-NUM	PAID AMOUNT	PAID DTE	OUTSTANDING AMOUNT	ISSUE DATE	ADDITIONAL DATA	CODE	PLAN	FSI
26932			33,000.00	06/26/09				
26933			3,000.00	06/26/09				
26934			500.00	06/26/09				
26935			35,000.00	06/26/09				
26936			17,000.00	06/26/09				
26937			5,400.00	06/26/09				
26938			2,744.00	06/26/09				
26939			500.00	06/26/09				
26940			500.00	06/26/09				
26941			250.00	06/26/09				
26942			250.00	06/26/09				
26943			500.00	06/26/09				
26944			2,000.00	06/26/09				
26945			6,500.00	06/26/09				
26946			5,000.00	06/26/09				
26947			5,000.00	06/26/09				
26948			1,100.00	06/30/09				
26949			3,000.00	06/30/09				
26950			12,500.00	06/30/09				
26951			15,300.00	06/30/09				
26952			2,500.00	06/30/09				
26953			10,000.00	06/30/09				
26954			10,000.00	06/30/09				
26955			10,000.00	06/30/09				
26956			1,000.00	06/30/09				
26957			5,000.00	06/30/09				
26958			2,500.00	06/30/09				
26959			4,000.00	06/30/09				
26960			500.00	06/30/09				
26961			500.00	06/30/09				
26962			5,000.00	06/30/09				
26963			5,500.00	06/30/09				
26964			1,000.00	06/30/09				
26965			1,000.00	06/30/09				
26966			500.00	06/30/09				
26967			2,000.00	06/30/09				
26968			500.00	06/30/09				
26969			1,000.00	06/30/09				
26970			5,000.00	06/30/09				
26971			1,800.00	06/30/09				
26972			10,000.00	06/30/09				
26973			20,000.00	06/30/09				
26974			15,000.00	06/30/09				
26975			250.00	06/30/09				
26976			6,000.00	06/30/09				
26977			1,000.00	06/30/09				
26978			1,000.00	06/30/09				

REPORT DATE 07/06/09

ACCOUNT 3875-7391 RULE OFF FROM 06/01/09 TO 06/30/09

RUN DATE 07/06/09 TIME 13:03

PAID & OUTSTANDING

PAGE 16

ACCOUNT NAME - CITI GIFT

SERIAL-NUM	PAID AMOUNT	PAID DTE	OUTSTANDING AMOUNT	ISSUE DATE	ADDITIONAL DATA	CODE	PLAN	FSI
26979			500.00	06/30/09				
26980			5,000.00	06/30/09				
26981			10,000.00	06/30/09				
26982			10,000.00	06/30/09				
26983			1,500.00	06/30/09				
26984			1,000.00	06/30/09				
26985			2,500.00	06/30/09				
26986			5,287.00	06/30/09				
26987			500.00	06/30/09				
26988			1,000.00	06/30/09				
REPORT TOTAL	12,322,957	10 ITEMS	482	1,751,644.23	ITEMS	233		

REPORT DATE 07/06/09

ACCOUNT 3875-7391 RULE OFF FROM 06/01/09 TO 06/30/09

RUN DATE 07/06/09 TIME 13:03

ISSUANCE SUMMARY

PAGE 1

ACCOUNT NAME - CITI GIFT

ADDITIONAL CHECKS ISSUED

SERIAL-NUM	ISSUE AMOUNT	ISS DATE	SERIAL-NUM	ISSUE AMOUNT	ISS DATE	SERIAL-NUM	ISSUE AMOUNT	ISS DATE
			TOTAL	0.00	ITEMS	0		

REPORT DATE 07/06/09

ACCOUNT 3875-7391 RULE OFF FROM 06/01/09 TO 06/30/09

RUN DATE 07/06/09 TIME 13:03

ISSUANCE SUMMARY

PAGE 1

ACCOUNT NAME - CITI GIFT

ISSUED CHECKS VOIDED

SERIAL-NUM	ISSUE AMOUNT	ISS DATE	REASON	SERIAL-NUM	ISSUE AMOUNT	ISS DATE	REASON
25012	250.00	02/19/09	STOPPED 06/17/09	25041	1,000.00	02/19/09	STOPPED 06/17/09
25779	2,000.00	04/17/09	STOPPED 06/30/09				
				TOTAL	3,250.00	ITEMS	3

REPORT DATE 07/06/09

ACCOUNT 3875-7391 RULE OFF FROM 06/01/09 TO 06/30/09

RUN DATE 07/06/09 TIME 13:03

ISSUANCE SUMMARY

PAGE 1

ACCOUNT NAME - CITI GIFT

AGED ITEMS VOIDED

SERIAL-NUM	ISSUE AMOUNT	ISS DATE	REASON	SERIAL-NUM	ISSUE AMOUNT	ISS DATE	REASON
				TOTAL	0.00	ITEMS	0

REPORT DATE 07/06/09

ACCOUNT 3875-7391 RULE OFF FROM 06/01/09 TO 06/30/09

RUN DATE 07/06/09 TIME 13:03

ISSUANCE SUMMARY

PAGE 1

ACCOUNT NAME - CITI GIFT

ISSUANCE REGISTER ADJUSTMENTS

PREV PAID	TOTAL	0.00	ITEMS	0
CURRENT	TOTAL	0.00	ITEMS	0
REPORT	TOTAL	0.00	ITEMS	0

REPORT DATE 07/06/09

ACCOUNT 3875-7391 RULE OFF FROM 06/01/09 TO 06/30/09

RUN DATE 07/06/09 TIME 13:03

ISSUANCE SUMMARY

PAGE 1

ACCOUNT NAME - CITI GIFT

ISSUANCE SUMMARY

	ISSUE AMOUNT	ITEMS
INITIAL ISSUANCE	12,227,913 30	481
ADDITIONAL CHECKS ISSUED	0.00	0
ISSUED CHECKS VOIDED	<3,250.00>	3
AGED ITEMS VOIDED	0.00	0
ISSUANCE REGISTER ADJUSTMENTS	<u>0.00</u>	0
JUNE GRANTS PAID	<u>12,224,663.30</u>	

PAID & OUTSTANDING

ACCOUNT NAME - CITI GIFT

SERIAL-NUM	PAID AMOUNT	PAID DTE	OUTSTANDING AMOUNT	ISSUE DATE	ADDITIONAL DATA	CODE	PLAN	FSI
16376			1,200.00	12/19/07				
17518			2,000.00	01/16/08				
20760			400.00	06/25/08				
20803			25,000.00	06/26/08				
21127			1,000.00	07/15/07	UNIVERSITY OF MARYLAND - SCHOO			
21127			1,000.00	07/16/08				
21205			9,200.00	07/23/08				
21538			500.00	08/27/07				
21538			500.00	08/29/08				
21600			1,000.00	09/03/07				
21600			1,000.00	09/05/08				
21668			250.00	09/10/07				
21672			2,100.00	09/10/07				
21672			2,100.00	09/12/08				
21694			500.00	09/10/07				
21694			500.00	09/12/08				
21734			1,000.00	09/12/07				
21734			1,000.00	09/16/08				
21830			500.00	09/19/07				
21830			500.00	09/23/08				
21849			2,000.00	09/18/07				
21849			2,000.00	09/23/08				
21914			250.00	09/29/07				
21914			250.00	10/01/08				
21962			500.00	10/03/07				
22095			500.00	10/09/07				
23329			250.00	12/16/08				
23358			900.00	12/16/08				
24405			1,000.00	01/15/09				
25710	250.00	07/24/09		04/08/09				
25751			250.00	04/13/09				
25854			5,000.00	04/17/09				
26003	250.00	07/02/09		05/01/09				
26053			5,000.00	05/01/09				
26086	500.00	07/03/09		05/04/09				
26132			500.00	05/07/09				
26251	250.00	07/02/09		05/13/09				
26347	1,000.00	07/29/09		05/18/09				
26376	2,500.00	07/13/09		05/18/09				
26389			500.00	05/18/09				
26432			500.00	05/26/09				
26448	500.00	07/01/09		05/26/09				
26450	500.00	07/29/09		05/26/09				
26521	250.00	07/08/09		06/01/09				
26539	23,000.00	07/02/09		06/01/09				
26541	2,500.00	07/15/09		06/01/09				
26552	250.00	07/16/09		06/03/09				

PAID & OUTSTANDING

ACCOUNT NAME - CITI GIFT

SERIAL-NUM	PAID AMOUNT	PAID DTE	OUTSTANDING AMOUNT	ISSUE DATE	ADDITIONAL DATA	CODE	PLAN	FSI
26554	2,000 00	07/02/09		06/03/09				
26561	5,000.00	07/02/09		06/03/09				
26565	500 00	07/06/09		06/03/09				
26579			500.00	06/03/09				
26582	7,000 00	07/09/09		06/03/09				
26586	750.00	07/10/09		06/03/09				
26606	500.00	07/02/09		06/10/09				
26607	7,275 00	07/03/09		06/10/09				
26618	5,000 00	07/10/09		06/10/09				
26634	2,000 00	07/29/09		06/10/09				
26635	1,000.00	07/01/09		06/10/09				
26644	500 00	07/02/09		06/10/09				
26666	300.00	07/01/09		06/12/09				
26670	3,000.00	07/09/09		06/12/09				
26673	1,000.00	07/02/09		06/12/09				
26681	468.00	07/01/09		06/12/09				
26692	2,000.00	07/16/09		06/12/09				
26698	500.00	07/02/09		06/12/09				
26703	450.00	07/02/09		06/12/09				
26704	1,500.00	07/10/09		06/12/09				
26708	1,000 00	07/02/09		06/12/09				
26709	500.00	07/02/09		06/12/09				
26714	500 00	07/01/09		06/12/09				
26718	250.00	07/02/09		06/12/09				
26723	5,000.00	07/01/09		06/16/09				
26729	250.00	07/03/09		06/16/09				
26735	500.00	07/15/09		06/16/09				
26737	1,000.00	07/03/09		06/16/09				
26738	250.00	07/02/09		06/16/09				
26744	400.00	07/01/09		06/16/09				
26746	3,000.00	07/03/09		06/16/09				
26761			2,100 00	06/16/09				
26768	1,000.00	07/01/09		06/16/09				
26769	475.00	07/16/09		06/16/09				
26775	1,500.00	07/02/09		06/16/09				
26777	1,000 00	07/01/09		06/16/09				
26782	250.00	07/01/09		06/16/09				
26792	1,600.00	07/02/09		06/16/09				
26793	2,000.00	07/01/09		06/16/09				
26794	350.00	07/03/09		06/16/09				
26795	300.00	07/01/09		06/16/09				
26804	4,000.00	07/17/09		06/16/09				
26812	10,000 00	07/15/09		06/16/09				
26815	10,000.00	07/24/09		06/16/09				
26816	2,000.00	07/01/09		06/16/09				
26821	250 00	07/01/09		06/18/09				
26822	1,000.00	07/02/09		06/18/09				

PAID & OUTSTANDING

ACCOUNT NAME - CITI GIFT

SERIAL-NUM	PAID AMOUNT	PAID DTE	OUTSTANDING AMOUNT	ISSUE DATE	ADDITIONAL DATA	CODE	PLAN	FSI
26825	2,500.00	07/15/09		06/22/09				
26828	7,400.00	07/02/09		06/22/09				
26829	9,000.00	07/01/09		06/22/09				
26831	1,200.00	07/10/09		06/22/09				
26832	5,000.00	07/08/09		06/22/09				
26833	250.00	07/06/09		06/22/09				
26834	1,000.00	07/01/09		06/22/09				
26836	6,000.00	07/03/09		06/22/09				
26838	250.00	07/29/09		06/22/09				
26841	1,500.00	07/17/09		06/22/09				
26844	1,000.00	07/01/09		06/22/09				
26846	250.00	07/01/09		06/22/09				
26848	500.00	07/02/09		06/22/09				
26850	500.00	07/15/09		06/22/09				
26852	55,000.00	07/01/09		06/22/09				
26853	250.00	07/07/09		06/22/09				
26854	1,000.00	07/02/09		06/22/09				
26859			1,000.00	06/22/09				
26860	500.00	07/01/09		06/22/09				
26861	10,000.00	07/01/09		06/22/09				
26863	300.00	07/14/09		06/22/09				
26864	3,500.00	07/02/09		06/22/09				
26865	10,000.00	07/03/09		06/22/09				
26866	75,000.00	07/06/09		06/22/09				
26867	17,000.00	07/01/09		06/22/09				
26870	1,000.00	07/03/09		06/22/09				
26873			2,390.00	06/23/09				
26874	500.00	07/01/09		06/23/09				
26875	5,000.00	07/02/09		06/23/09				
26876	50,000.00	07/02/09		06/23/09				
26877	10,000.00	07/01/09		06/23/09				
26878	1,500.00	07/17/09		06/23/09				
26879	2,500.00	07/07/09		06/23/09				
26880	10,000.00	07/01/09		06/23/09				
26881	5,000.00	07/20/09		06/23/09				
26883			2,500.00	06/23/09				
26884	250.00	07/01/09		06/23/09				
26885	3,000.00	07/03/09		06/23/09				
26886	275.00	07/03/09		06/23/09				
26887	10,000.00	07/03/09		06/23/09				
26888	1,000.00	07/07/09		06/23/09				
26889	5,000.00	07/01/09		06/23/09				
26890			1,000.00	06/23/09				
26891	50,000.00	07/30/09		06/23/09				
26892	100,000.00	07/02/09		06/23/09				
26893	2,000.00	07/20/09		06/23/09				
26894	1,500.00	07/01/09		06/23/09				

PAID & OUTSTANDING

ACCOUNT NAME - CITI GIFT

SERIAL-NUM	PAID AMOUNT	PAID DTE	OUTSTANDING AMOUNT	ISSUE DATE	ADDITIONAL DATA	CODE	PLAN	FSI
26895	250.00	07/03/09		06/23/09				
26896	250.00	07/03/09		06/23/09				
26897	250.00	07/06/09		06/23/09				
26898	500 00	07/10/09		06/23/09				
26899	2,500.00	07/20/09		06/23/09				
26900	50,000.00	07/01/09		06/23/09				
26901	50,000.00	07/03/09		06/23/09				
26903	10,000 00	07/02/09		06/23/09				
26904	500.00	07/03/09		06/23/09				
26906	1,000.00	07/03/09		06/23/09				
26907	2,200.00	07/02/09		06/23/09				
26908	250.00	07/01/09		06/23/09				
26909	1,000.00	07/02/09		06/23/09				
26910	250.00	07/01/09		06/23/09				
26911	500.00	07/02/09		06/23/09				
26912	1,000.00	07/01/09		06/23/09				
26913	250.00	07/03/09		06/23/09				
26914	1,000.00	07/01/09		06/23/09				
26915	12,000.00	07/15/09		06/23/09				
26916	25,000 00	07/03/09		06/23/09				
26917	1,000.00	07/08/09		06/23/09				
26918	486,744.59	07/03/09		06/25/09				
26919	524.28	07/13/09		06/25/09				
26920	261.36	07/10/09		06/25/09				
26921	1,200 00	07/16/09		06/26/09				
26922	1,000 00	07/08/09		06/26/09				
26923	2,400 00	07/08/09		06/26/09				
26924	4,500.00	07/10/09		06/26/09				
26925	250.00	07/15/09		06/26/09				
26926	500.00	07/08/09		06/26/09				
26927	5,000.00	07/09/09		06/26/09				
26928	250.00	07/07/09		06/26/09				
26929	2,000.00	07/21/09		06/26/09				
26930	100,000.00	07/02/09		06/26/09				
26931	10,000 00	07/03/09		06/26/09				
26932	33,000 00	07/03/09		06/26/09				
26933	3,000.00	07/02/09		06/26/09				
26934	500.00	07/14/09		06/26/09				
26935	35,000 00	07/10/09		06/26/09				
26936	17,000.00	07/14/09		06/26/09				
26937	5,400.00	07/08/09		06/26/09				
26938	2,744.00	07/14/09		06/26/09				
26939	500.00	07/23/09		06/26/09				
26940	500.00	07/17/09		06/26/09				
26941	250 00	07/07/09		06/26/09				
26942	250 00	07/08/09		06/26/09				
26943	500 00	07/03/09		06/26/09				

PAID & OUTSTANDING

ACCOUNT NAME - CITI GIFT

SERIAL-NUM	PAID AMOUNT	PAID DTE	OUTSTANDING AMOUNT	ISSUE DATE	ADDITIONAL DATA	CODE	PLAN	FSI
26944	2,000.00	07/16/09		06/26/09				
26945	6,500.00	07/08/09		06/26/09				
26946	5,000.00	07/08/09		06/26/09				
26947	5,000.00	07/10/09		06/26/09				
26948	1,100.00	07/14/09		06/30/09				
26949	3,000.00	07/08/09		06/30/09				
26950	12,500.00	07/17/09		06/30/09				
26951	15,300.00	07/28/09		06/30/09				
26952	2,500.00	07/09/09		06/30/09				
26953			10,000.00	06/30/09				
26954	10,000.00	07/20/09		06/30/09				
26955	10,000.00	07/22/09		06/30/09				
26956	1,000.00	07/30/09		06/30/09				
26957	5,000.00	07/24/09		06/30/09				
26958	2,500.00	07/08/09		06/30/09				
26959	4,000.00	07/14/09		06/30/09				
26960	500.00	07/08/09		06/30/09				
26961	500.00	07/21/09		06/30/09				
26962	5,000.00	07/10/09		06/30/09				
26963	5,500.00	07/07/09		06/30/09				
26964	1,000.00	07/14/09		06/30/09				
26965	1,000.00	07/14/09		06/30/09				
26966	500.00	07/08/09		06/30/09				
26967	2,000.00	07/10/09		06/30/09				
26968	500.00	07/08/09		06/30/09				
26969	1,000.00	07/15/09		06/30/09				
26970	5,000.00	07/08/09		06/30/09				
26971	1,800.00	07/08/09		06/30/09				
26972	10,000.00	07/08/09		06/30/09				
26973	20,000.00	07/13/09		06/30/09				
26974	15,000.00	07/07/09		06/30/09				
26975	250.00	07/31/09		06/30/09				
26976	6,000.00	07/10/09		06/30/09				
26977	1,000.00	07/08/09		06/30/09				
26978	1,000.00	07/07/09		06/30/09				
26979	500.00	07/16/09		06/30/09				
26980	5,000.00	07/08/09		06/30/09				
26981	10,000.00	07/16/09		06/30/09				
26982	10,000.00	07/14/09		06/30/09				
26983	1,500.00	07/07/09		06/30/09				
26984	1,000.00	07/15/09		06/30/09				
26985	2,500.00	07/13/09		06/30/09				
26986	5,287.00	07/10/09		06/30/09				
26987	500.00	07/20/09		06/30/09				
26988	1,000.00	07/09/09		06/30/09				
26989	2,000.00	07/29/09		07/01/09				
26990	23,042.14	07/08/09		07/02/09				

PAID & OUTSTANDING

ACCOUNT NAME - CITI GIFT

SERIAL-NUM	PAID AMOUNT	PAID DTE	OUTSTANDING AMOUNT	ISSUE DATE	ADDITIONAL DATA	CODE	PLAN	FSI
26991	17,477.23	07/16/09		07/02/09				
26992	15,569.20	07/13/09		07/02/09				
26993	250.00	07/30/09		07/07/09				
26994	1,000.00	07/23/09		07/07/09				
26995	1,000.00	07/14/09		07/07/09				
26996	15,000.00	07/20/09		07/07/09				
26997	1,000.00	07/27/09		07/07/09				
26998	7,500.00	07/22/09		07/07/09				
26999	260.00	07/27/09		07/07/09				
27000	10,000.00	07/15/09		07/07/09				
27001			2,600.00	07/07/09				
27002	420.00	07/17/09		07/07/09				
27003			573.00	07/07/09				
27004	5,000.00	07/28/09		07/07/09				
27005	5,000.00	07/21/09		07/07/09				
27006			250.00	07/07/09				
27007	5,000.00	07/23/09		07/07/09				
27008	10,000.00	07/15/09		07/07/09				
27009	5,000.00	07/22/09		07/07/09				
27010	300.00	07/21/09		07/07/09				
27011	1,000.00	07/20/09		07/07/09				
27012	5,000.00	07/24/09		07/14/09				
27013	5,000.00	07/29/09		07/14/09				
27014	2,500.00	07/24/09		07/14/09				
27015			300.00	07/14/09				
27016	500.00	07/28/09		07/14/09				
27017	2,500.00	07/28/09		07/14/09				
27018	3,000.00	07/28/09		07/14/09				
27019			350.00	07/14/09				
27020	350.00	07/21/09		07/14/09				
27021	300.00	07/24/09		07/14/09				
27022	400.00	07/23/09		07/14/09				
27023	2,000.00	07/27/09		07/14/09				
27024	1,000.00	07/29/09		07/14/09				
27025	500.00	07/23/09		07/14/09				
27026	250.00	07/21/09		07/14/09				
27027	500.00	07/24/09		07/14/09				
27028			500.00	07/14/09				
27029	1,000.00	07/28/09		07/14/09				
27030	13,500.00	07/27/09		07/14/09				
27031	1,000,000.00	07/22/09		07/14/09				
27032	25,000.00	07/22/09		07/14/09				
27033	5,000.00	07/23/09		07/14/09				
27034	3,000.00	07/23/09		07/14/09				
27035			1,500.00	07/14/09				
27036	1,000.00	07/23/09		07/14/09				
27037			10,000.00	07/14/09				

PAID & OUTSTANDING

ACCOUNT NAME - CITI GIFT

SERIAL-NUM	PAID AMOUNT	PAID DTE	OUTSTANDING AMOUNT	ISSUE DATE	ADDITIONAL DATA	CODE	PLAN	FSI
27038	1,000.00	07/24/09		07/14/09				
27039	88,050.79	07/22/09		07/14/09				
27040	6,500.00	07/21/09		07/14/09				
27041	4,000.00	07/28/09		07/15/09				
27042	250,000.00	07/22/09		07/15/09				
27043	10,000.00	07/31/09		07/15/09				
27044	1,000.00	07/22/09		07/15/09				
27045	6,450.00	07/21/09		07/15/09				
27046	1,000.00	07/28/09		07/15/09				
27047	15,000.00	07/24/09		07/15/09				
27048			1,500.00	07/15/09				
27049	1,000.00	07/23/09		07/15/09				
27050	500.00	07/28/09		07/15/09				
27051			1,000.00	07/15/09				
27052			1,000.00	07/15/09				
27053	1,000.00	07/22/09		07/15/09				
27054			1,500.00	07/15/09				
27055			2,500.00	07/15/09				
27056	1,000.00	07/23/09		07/15/09				
27057	250.00	07/24/09		07/15/09				
27058	3,000.00	07/27/09		07/15/09				
27059	50,000.00	07/27/09		07/15/09				
27060	250.00	07/23/09		07/15/09				
27061	5,000.00	07/30/09		07/15/09				
27062	50,000.00	07/23/09		07/15/09				
27063	5,000.00	07/22/09		07/15/09				
27064			100,000.00	07/15/09				
27065	3,000.00	07/23/09		07/15/09				
27066			500.00	07/15/09				
27067	500.00	07/27/09		07/15/09				
27068			500.00	07/15/09				
27069	500.00	07/31/09		07/15/09				
27070			5,000.00	07/15/09				
27071	5,000.00	07/23/09		07/15/09				
27072			1,500.00	07/15/09				
27073	20,000.00	07/22/09		07/15/09				
27074	15,000.00	07/30/09		07/15/09				
27075	421.00	07/28/09		07/15/09				
27076	6,000.00	07/22/09		07/15/09				
27077	10,000.00	07/22/09		07/15/09				
27078	600.00	07/30/09		07/17/09				
27079			1,000.00	07/17/09				
27080			500.00	07/17/09				
27081			15,000.00	07/17/09				
27082			400.00	07/17/09				
27083	1,000.00	07/27/09		07/17/09				
27084	1,000.00	07/30/09		07/17/09				

PAID & OUTSTANDING

ACCOUNT NAME - CITI GIFT

SERIAL-NUM	PAID AMOUNT	PAID DTE	OUTSTANDING AMOUNT	ISSUE DATE	ADDITIONAL DATA	CODE	PLAN	FSI
27085	1,000.00	07/23/09		07/17/09				
27086	1,500.00	07/29/09		07/17/09				
27087	500.00	07/31/09		07/17/09				
27088			5,000.00	07/17/09				
27089			20,000.00	07/17/09				
27090	625.00	07/29/09		07/17/09				
27091	500.00	07/27/09		07/17/09				
27092	1,000.00	07/28/09		07/17/09				
27093			250.00	07/17/09				
27094	1,000.00	07/30/09		07/17/09				
27095	1,500.00	07/24/09		07/17/09				
27096	25,000.00	07/29/09		07/17/09				
27097	5,000.00	07/24/09		07/17/09				
27098	6,500.00	07/28/09		07/17/09				
27099			1,250.00	07/17/09				
27100	250.00	07/29/09		07/17/09				
27101			1,000.00	07/17/09				
27102	1,500.00	07/29/09		07/17/09				
27103			1,500.00	07/17/09				
27104	1,400.00	07/28/09		07/17/09				
27105	500.00	07/30/09		07/17/09				
27106	2,000.00	07/30/09		07/17/09				
27107	1,000.00	07/29/09		07/17/09				
27108	300.00	07/28/09		07/17/09				
27109			400.00	07/17/09				
27110			300.00	07/17/09				
27111	15,000.00	07/30/09		07/17/09				
27112	1,692.00	07/27/09		07/17/09				
27113	1,250.00	07/30/09		07/17/09				
27114	3,250.00	07/28/09		07/17/09				
27115			1,305.00	07/17/09				
27116	300.00	07/24/09		07/17/09				
27117	400.00	07/28/09		07/17/09				
27118	300.00	07/29/09		07/17/09				
27119	1,000.00	07/29/09		07/17/09				
27120	250.00	07/28/09		07/17/09				
27121	600.00	07/27/09		07/17/09				
27122	200,000.00	07/28/09		07/17/09				
27123	100,000.00	07/28/09		07/17/09				
27124	750.00	07/24/09		07/17/09				
27125	450.00	07/30/09		07/17/09				
27126	2,000.00	07/29/09		07/17/09				
27127	3,000.00	07/28/09		07/17/09				
27128			501.00	07/17/09				
27129	6,000.00	07/28/09		07/17/09				
27130	3,500.00	07/28/09		07/17/09				
27131	1,200.00	07/28/09		07/17/09				

PAID & OUTSTANDING

ACCOUNT NAME - CITI GIFT

SERIAL-NUM	PAID AMOUNT	PAID DTE	OUTSTANDING AMOUNT	ISSUE DATE	ADDITIONAL DATA	CODE	PLAN	FSI
27132	1,000.00	07/28/09		07/17/09				
27133	500.00	07/28/09		07/17/09				
27134	600.00	07/30/09		07/17/09				
27135	1,000.00	07/28/09		07/17/09				
27136	500.00	07/27/09		07/17/09				
27137	1,250.00	07/28/09		07/17/09				
27138	1,500.00	07/30/09		07/17/09				
27139			1,800.00	07/17/09				
27140	1,600.00	07/27/09		07/17/09				
27141	360.00	07/31/09		07/17/09				
27142	3,000.00	07/28/09		07/17/09				
27143	330.00	07/29/09		07/17/09				
27144	1,000.00	07/28/09		07/17/09				
27145			250.00	07/17/09				
27146	250.00	07/24/09		07/17/09				
27147	5,750.00	07/28/09		07/17/09				
27148	1,000.00	07/27/09		07/17/09				
27149	2,000.00	07/27/09		07/17/09				
27150	1,000.00	07/29/09		07/17/09				
27151	2,000.00	07/29/09		07/17/09				
27152			2,000.00	07/17/09				
27153			20,000.00	07/17/09				
27154	500.00	07/29/09		07/17/09				
27155	2,500.00	07/30/09		07/17/09				
27156			5,000.00	07/17/09				
27157	5,000.00	07/28/09		07/17/09				
27158	5,156.25	07/28/09		07/17/09				
27159	25,000.00	07/27/09		07/17/09				
27160			2,500.00	07/17/09				
27161	2,500.00	07/31/09		07/17/09				
27162			20,000.00	07/17/09				
27163			1,000.00	07/17/09				
27164			1,500.00	07/20/09				
27166	5,000.00	07/29/09		07/20/09				
27167			10,000.00	07/20/09				
27168			2,000.00	07/20/09				
27169	1,000.00	07/30/09		07/20/09				
27170			3,000.00	07/20/09				
27171	2,500.00	07/30/09		07/20/09				
27172	62,500.00	07/30/09		07/20/09				
27173	1,000.00	07/30/09		07/20/09				
27174	1,547.00	07/30/09		07/20/09				
27175			1,500.00	07/20/09				
27176			1,000.00	07/20/09				
27177	1,000.00	07/28/09		07/20/09				
27178			10,000.00	07/20/09				
27179			6,000.00	07/20/09				

PAID & OUTSTANDING

ACCOUNT NAME - CITI GIFT

SERIAL-NUM	PAID AMOUNT	PAID DTE	OUTSTANDING AMOUNT	ISSUE DATE	ADDITIONAL DATA	CODE	PLAN	FSI
27180	4,000.00	07/29/09		07/20/09				
27181	1,000.00	07/30/09		07/20/09				
27182	5,000.00	07/28/09		07/20/09				
27183			650.00	07/20/09				
27184	2,000.00	07/30/09		07/20/09				
27185			2,500.00	07/20/09				
27186			1,500.00	07/20/09				
27187	2,750.00	07/28/09		07/20/09				
27188			2,500.00	07/20/09				
27189			8,000.00	07/20/09				
27190	19,109.87	07/31/09		07/21/09				
27191	30,800.04	07/29/09		07/21/09				
27192	350.00	07/29/09		07/22/09				
27193			250.00	07/22/09				
27194			500.00	07/22/09				
27195	1,000.00	07/30/09		07/22/09				
27196			250.00	07/22/09				
27197	500.00	07/29/09		07/22/09				
27198			250.00	07/22/09				
27199	15,000.00	07/28/09		07/22/09				
27200	1,400.00	07/28/09		07/22/09				
27201	10,000.00	07/29/09		07/22/09				
27202			50,000.00	07/22/09				
27203			5,000.00	07/22/09				
27204			5,500.00	07/22/09				
27205			10,000.00	07/22/09				
27206	5,544.03	07/29/09		06/30/09				
27207	25,000.00	07/28/09		07/22/09				
27208			500.00	07/22/09				
27209			250.00	07/22/09				
27210	1,000.00	07/31/09		07/22/09				
27211			3,000.00	07/22/09				
27212			1,000.00	07/22/09				
27213	2,500.00	07/31/09		07/22/09				
27214			2,500.00	07/22/09				
27215	550.00	07/31/09		07/22/09				
27216	60,000.00	07/31/09		07/22/09				
27217	1,000.00	07/29/09		07/22/09				
27218			5,000.00	07/22/09				
27219			350.00	07/22/09				
27220	500.00	07/31/09		07/22/09				
27221	1,000.00	07/28/09		07/22/09				
27222	5,000.00	07/30/09		07/22/09				
27223	1,000.00	07/31/09		07/22/09				
27224			1,000.00	07/22/09				
27225			20,000.00	07/22/09				
27226	5,000.00	07/30/09		07/22/09				

PAID & OUTSTANDING

ACCOUNT NAME - CITI GIFT

SERIAL-NUM	PAID AMOUNT	PAID DTE	OUTSTANDING AMOUNT	ISSUE DATE	ADDITIONAL DATA	CODE	PLAN	FSI
27227			10,000 00	07/27/09				
27228			25,000.00	07/27/09				
27229			1,000.00	07/27/09				
27230			1,700 00	07/27/09				
27231			10,000 00	07/27/09				
27232			2,500.00	07/27/09				
27233			2,500 00	07/27/09				
27234			550.00	07/27/09				
27235			500.00	07/27/09				
27236			500 00	07/27/09				
27237			4,000.00	07/27/09				
27238			250 00	07/27/09				
27239			1,000.00	07/27/09				
27240			1,000.00	07/27/09				
27241	300,000.00	07/31/09		07/27/09				
27242			7,630 00	07/27/09				
27243			500.00	07/27/09				
27244			250.00	07/27/09				
27245			300.00	07/27/09				
27246			1,000 00	07/27/09				
27247			500.00	07/27/09				
27248			10,000.00	07/27/09				
27249			1,000.00	07/27/09				
27250			20,000.00	07/27/09				
27251			2,500.00	07/27/09				
27252			250.00	07/27/09				
27253			20,000.00	07/27/09				
27254			10,000.00	07/27/09				
27255			10,775.53	07/29/09				
27256			5,000.00	07/29/09				
27257			40,428.51	07/29/09				
27258			15,000.00	07/29/09				
27259			30,000.00	07/29/09				
27260			750.00	07/29/09				
27261			250.00	07/29/09				
27262			250.00	07/29/09				
27263			4,995,091.11	07/29/09				
27264			2,000.00	07/29/09				
27265			1,000.00	07/29/09				
27266			4,997,688.99	07/29/09				
27267			6,500.00	07/29/09				
27268			7,025 00	07/29/09				
27269			5,000.00	07/29/09				
27270			3,000.00	07/29/09				
27271			1,465 00	07/29/09				
27272			500.00	07/29/09				
27273			5,000.00	07/29/09				

REPORT DATE 08/05/09

ACCOUNT 3875-7391 RULE OFF FROM 07/01/09 TO 07/31/09

RUN DATE 08/05/09 TIME 14:39

PAID & OUTSTANDING

PAGE 12

ACCOUNT NAME - CITI GIFT

SERIAL-NUM	PAID AMOUNT	PAID DTE	OUTSTANDING AMOUNT	ISSUE DATE	ADDITIONAL DATA	CODE	PLAN	FSI
27274			5,000.00	07/29/09				
27275			5,000.00	07/29/09				
27276			5,000.00	07/29/09				
27277			1,000.00	07/29/09				
27278			1,000 00	07/29/09				
27279			250.00	07/29/09				
27280			250.00	07/29/09				
27281			250.00	07/29/09				
REPORT TOTAL	4,455,508	78 ITEMS	359	10,756,573.14	ITEMS			166

REPORT DATE 08/05/09

ACCOUNT 3875-7391 RULE OFF FROM 07/01/09 TO 07/31/09

RUN DATE 08/05/09 TIME 14:39

ISSUANCE SUMMARY

PAGE 1

ACCOUNT NAME - CITI GIFT

ADDITIONAL CHECKS ISSUED

SERIAL-NUM	ISSUE AMOUNT	ISS DATE	SERIAL-NUM	ISSUE AMOUNT	ISS DATE	SERIAL-NUM	ISSUE AMOUNT	ISS DATE
			TOTAL	0 00	ITEMS	0		

REPORT DATE 08/05/09

ACCOUNT 3875-7391 RULE OFF FROM 07/01/09 TO 07/31/09

RUN DATE 08/05/09 TIME 14.39

ISSUANCE SUMMARY

PAGE 1

ACCOUNT NAME - CITI GIFT

ISSUED CHECKS VOIDED

SERIAL-NUM	ISSUE AMOUNT	ISS DATE	REASON	SERIAL-NUM	ISSUE AMOUNT	ISS DATE	REASON
27165	75,000.00	07/20/09	STOPPED	07/29/09			
				TOTAL	75,000.00	ITEMS	1

REPORT DATE 08/05/09

ACCOUNT 3875-7391 RULE OFF FROM 07/01/09 TO 07/31/09

RUN DATE 08/05/09 TIME 14:39

ISSUANCE SUMMARY

PAGE 1

ACCOUNT NAME - CITI GIFT

AGED ITEMS VOIDED

SERIAL-NUM	ISSUE AMOUNT	ISS DATE	REASON
------------	--------------	----------	--------

SERIAL-NUM

ISSUE AMOUNT	ISS DATE	REASON
--------------	----------	--------

TOTAL

0.00

ITEMS

0

0

REPORT DATE 08/05/09

ACCOUNT 3875-7391 RULE OFF FROM 07/01/09 TO 07/31/09

RUN DATE 08/05/09 TIME 14:39

ISSUANCE SUMMARY

PAGE 1

ACCOUNT NAME - CITI GIFT

ISSUANCE REGISTER ADJUSTMENTS

PREV PAID	TOTAL	0.00	ITEMS	0
CURRENT	TOTAL	0.00	ITEMS	0
REPORT	TOTAL	0.00	ITEMS	0

REPORT DATE 08/05/09

ACCOUNT 3875-7391 RULE OFF FROM 07/01/09 TO 07/31/09

RUN DATE 08/05/09 TIME 14:39

ISSUANCE SUMMARY

PAGE 1

ACCOUNT NAME - CITI GIFT

ISSUANCE SUMMARY

	ISSUE AMOUNT	ITEMS
INITIAL ISSUANCE	13,535,437.69	293
ADDITIONAL CHECKS ISSUED	0 00	0
ISSUED CHECKS VOIDED	<75,000.00>	1
AGED ITEMS VOIDED	0 00	0
ISSUANCE REGISTER ADJUSTMENTS	0 00	0

JULY GRANTS PAID:

13,460,437.69

REPORT DATE 09/03/09

ACCOUNT 3875-7391 RULE OFF FROM 08/01/09 TO 08/31/09

RUN DATE 09/03/09 TIME 11 48

PAID & OUTSTANDING

PAGE 1

ACCOUNT NAME - CITY GIFT

SERIAL-NUM	PAID AMOUNT	PAID DTE	OUTSTANDING AMOUNT	ISSUE DATE	ADDITIONAL DATA	CODE	PLAN	FSI
16376			1,200 00	12/19/07				
17518			2,000 00	01/16/08				
20760			400 00	06/25/08				
20803			25,000 00	06/26/08				
21127			1,000 00	07/15/07	UNIVERSITY OF MARYLAND - SCHOO			
21127			1,000 00	07/16/08				
21205			9,200 00	07/23/08				
21538			500 00	08/27/07				
21538			500 00	08/29/08				
21600			1,000 00	09/03/07				
21600			1,000 00	09/05/08				
21668			250 00	09/10/07				
21672			2,100 00	09/10/07				
21672			2,100 00	09/12/08				
21694			500 00	09/10/07				
21694			500 00	09/12/08				
21734			1,000 00	09/12/07				
21734			1,000 00	09/16/08				
21830			500 00	09/19/07				
21830			500 00	09/23/08				
21849			2,000 00	09/18/07				
21849			2,000 00	09/23/08				
21914			250 00	09/29/07				
21914			250 00	10/01/08				
21962			500 00	10/03/07				
22095			500 00	10/09/07				
23329			250 00	12/16/08				
23358			900 00	12/16/08				
24405			1,000 00	01/15/09				
25751			250 00	04/13/09				
25854			5,000 00	04/17/09				
26053			5,000 00	05/01/09				
26132			500 00	05/07/09				
26389	500 00	08/25/09		05/18/09				
26432			500 00	05/26/09				
26579	500 00	08/12/09		06/03/09				
26761			2,100 00	06/16/09				
26859	1,000 00	08/19/09		06/22/09				
26873	2,390 00	08/27/09		06/23/09				
26883			2,500 00	06/23/09				
26890			1,000 00	06/23/09				
26953			10,000 00	06/30/09				
27001			2,600 00	07/07/09				
27003			573 00	07/07/09				
27006	250 00	08/10/09		07/07/09				
27015	300 00	08/04/09		07/14/09				
27019	350 00	08/03/09		07/14/09				

REPORT DATE 09/03/09

ACCOUNT 3875-7391 RULE OFF FROM 08/01/09 TO 08/31/09

RUN DATE 09/03/09 TIME 11.48

PAID & OUTSTANDING

PAGE 2

ACCOUNT NAME - CITI GIFT

SERIAL-NUM	PAID AMOUNT	PAID DTE	OUTSTANDING AMOUNT	ISSUE DATE	ADDITIONAL DATA	CODE	PLAN	FSI
27028	500 00	08/04/09		07/14/09				
27035	1,500 00	08/12/09		07/14/09				
27037	10,000 00	08/06/09		07/14/09				
27048	1,500 00	08/14/09		07/15/09				
27051	1,000 00	08/03/09		07/15/09				
27052	1,000 00	08/03/09		07/15/09				
27054	1,500 00	08/05/09		07/15/09				
27055	2,500 00	08/05/09		07/15/09				
27064	100,000 00	08/18/09		07/15/09				
27066	500 00	08/04/09		07/15/09				
27068	500.00	08/03/09		07/15/09				
27070	5,000 00	08/10/09		07/15/09				
27072	1,500 00	08/06/09		07/15/09				
27079	1,000 00	08/07/09		07/17/09				
27080	500 00	08/03/09		07/17/09				
27081	15,000 00	08/03/09		07/17/09				
27082	400 00	08/03/09		07/17/09				
27088	5,000 00	08/24/09		07/17/09				
27089	20,000 00	08/03/09		07/17/09				
27093	250 00	08/04/09		07/17/09				
27099			1,250 00	07/17/09				
27101	1,000 00	08/04/09		07/17/09				
27103			1,500 00	07/17/09				
27109	400 00	08/03/09		07/17/09				
27110	300 00	08/03/09		07/17/09				
27115	1,305 00	08/05/09		07/17/09				
27128	501 00	08/13/09		07/17/09				
27139	1,800 00	08/04/09		07/17/09				
27145	250 00	08/05/09		07/17/09				
27152	2,000 00	08/25/09		07/17/09				
27153	20,000 00	08/05/09		07/17/09				
27156	5,000 00	08/07/09		07/17/09				
27160	2,500 00	08/11/09		07/17/09				
27162			20,000.00	07/17/09				
27163	1,000 00	08/05/09		07/17/09				
27164	1,500 00	08/20/09		07/20/09				
27167			10,000.00	07/20/09				
27168	2,000 00	08/03/09		07/20/09				
27170	3,000 00	08/11/09		07/20/09				
27175	1,500 00	08/04/09		07/20/09				
27176	1,000 00	08/10/09		07/20/09				
27178	10,000 00	08/05/09		07/20/09				
27179	6,000 00	08/04/09		07/20/09				
27183	650 00	08/05/09		07/20/09				
27185	2,500.00	08/03/09		07/20/09				
27186	1,500 00	08/04/09		07/20/09				
27188	2,500 00	08/11/09		07/20/09				

REPORT DATE 09/03/09

ACCOUNT 3875-7391 RULE OFF FROM 08/01/09 TO 08/31/09

RUN DATE 09/03/09 TIME 11:48

PAID & OUTSTANDING

ACCOUNT NAME - CITI GIFT

PAGE 3

SERIAL-NUM	PAID AMOUNT	PAID DTE	OUTSTANDING AMOUNT	ISSUE DATE	ADDITIONAL DATA	CODE	PLAN	FSI
27189	8,000 00	08/03/09		07/20/09				
27193	250 00	08/10/09		07/22/09				
27194	500 00	08/10/09		07/22/09				
27196	250 00	08/06/09		07/22/09				
27198	250 00	08/05/09		07/22/09				
27202	50,000 00	08/05/09		07/22/09				
27203	5,000 00	08/06/09		07/22/09				
27204	5,500 00	08/04/09		07/22/09				
27205	10,000 00	08/04/09		07/22/09				
27208	500 00	08/25/09		07/22/09				
27209			250 00	07/22/09				
27211			3,000 00	07/22/09				
27212	1,000.00	08/28/09		07/22/09				
27214	2,500 00	08/11/09		07/22/09				
27218	5,000.00	08/07/09		07/22/09				
27219	350 00	08/10/09		07/22/09				
27224	1,000 00	08/03/09		07/22/09				
27225	20,000.00	08/21/09		07/22/09				
27227	10,000 00	08/04/09		07/27/09				
27228	25,000 00	08/04/09		07/27/09				
27229	1,000 00	08/06/09		07/27/09				
27230	1,700 00	08/05/09		07/27/09				
27231	10,000 00	08/07/09		07/27/09				
27232	2,500 00	08/12/09		07/27/09				
27233	2,500 00	08/05/09		07/27/09				
27234	550 00	08/14/09		07/27/09				
27235	500 00	08/21/09		07/27/09				
27236	500 00	08/26/09		07/27/09				
27237	4,000 00	08/07/09		07/27/09				
27238	250 00	08/07/09		07/27/09				
27239	1,000 00	08/10/09		07/27/09				
27240	1,000 00	08/12/09		07/27/09				
27242	7,630 00	08/04/09		07/27/09				
27243	500 00	08/13/09		07/27/09				
27244	250 00	08/06/09		07/27/09				
27245	300 00	08/14/09		07/27/09				
27246	1,000 00	08/07/09		07/27/09				
27247	500 00	08/06/09		07/27/09				
27248	10,000 00	08/07/09		07/27/09				
27249	1,000 00	08/03/09		07/27/09				
27250	20,000 00	08/11/09		07/27/09				
27251	2,500.00	08/04/09		07/27/09				
27253	20,000 00	08/11/09		07/27/09				
27254	10,000 00	08/19/09		07/27/09				
27255	10,775 53	08/05/09		07/29/09				
27256	5,000 00	08/06/09		07/29/09				
27257	40,428 51	08/05/09		07/29/09				

REPORT DATE 09/03/09

ACCOUNT 3875-7391 RULE OFF FROM 08/01/09 TO 08/31/09

RUN DATE 09/03/09 TIME 11 48

ACCOUNT NAME - CITI GIFT

PAID & OUTSTANDING

PAGE 4

SERIAL-NUM	PAID AMOUNT	PAID DTE	OUTSTANDING AMOUNT	ISSUE DATE	ADDITIONAL DATA	CODE	PLAN	FSI
27258	15,000	00 08/21/09		07/29/09				
27259	30,000	00 08/05/09		07/29/09				
27260	750.00	08/11/09		07/29/09				
27261	250	00 08/07/09		07/29/09				
27262	250	00 08/10/09		07/29/09				
27263	4,995,091	11 08/04/09		07/29/09				
27264	2,000	00 08/17/09		07/29/09				
27265	1,000.00	08/12/09		07/29/09				
27266	4,997,688	99 08/04/09		07/29/09				
27267	6,500	00 08/12/09		07/29/09				
27268	7,025	00 08/05/09		07/29/09				
27269	5,000	00 08/24/09		07/29/09				
27270	3,000	00 08/06/09		07/29/09				
27271	1,465	00 08/12/09		07/29/09				
27272	500	00 08/05/09		07/29/09				
27273	5,000	00 08/06/09		07/29/09				
27274	5,000	00 08/19/09		07/29/09				
27275	5,000	00 08/10/09		07/29/09				
27276	5,000	00 08/10/09		07/29/09				
27277	1,000	00 08/21/09		07/29/09				
27278	1,000	00 08/06/09		07/29/09				
27279	250	00 08/10/09		07/29/09				
27280	250	00 08/07/09		07/29/09				
27281	250	00 08/12/09		07/29/09				
27282			1,000	00 08/03/09				
27283	7,500	00 08/24/09		08/03/09				
27284	8,000	00 08/12/09		08/03/09				
27285	3,000	00 08/12/09		08/03/09				
27286	3,500	00 08/12/09		08/03/09				
27287	500.00	08/11/09		08/03/09				
27288	250	00 08/13/09		08/03/09				
27289	1,000.00	08/19/09		08/03/09				
27290	500	00 08/13/09		08/03/09				
27291	2,500	00 08/20/09		08/03/09				
27292	2,000.00	08/13/09		08/03/09				
27293			1,500	00 08/03/09				
27294			5,000	00 08/03/09				
27295			5,000	00 08/03/09				
27296	10,000	00 08/12/09		08/03/09				
27297	25,000	00 08/14/09		08/03/09				
27298	2,000	00 08/18/09		08/03/09				
27299	5,000	00 08/12/09		08/03/09				
27300	500	00 08/10/09		08/03/09				
27301	5,000	00 08/13/09		08/03/09				
27302	756	00 08/13/09		08/03/09				
27303	500	00 08/17/09		08/03/09				
27304			1,000	00 08/03/09				

REPORT DATE 09/03/09

ACCOUNT 3875-7391 RULE OFF FROM 08/01/09 TO 08/31/09

RUN DATE 09/03/09 TIME 11 48

ACCOUNT NAME - CITI GIFT

PAID & OUTSTANDING

PAGE 5

SERIAL-NUM	PAID AMOUNT	PAID DTE	OUTSTANDING AMOUNT	ISSUE DATE	ADDITIONAL DATA	CODE	PLAN	FSI
27305	1,000 00	08/14/09		08/03/09				
27306	1,000.00	08/10/09		08/03/09				
27307	250 00	08/11/09		08/03/09				
27308	395 00	08/14/09		08/03/09				
27309	250.00	08/11/09		08/03/09				
27310	250 00	08/14/09		08/03/09				
27311	1,500 00	08/14/09		08/03/09				
27312	1,000 00	08/13/09		08/03/09				
27313	5,000 00	08/13/09		08/03/09				
27314	250.00	08/17/09		08/03/09				
27315	5,000 00	08/24/09		08/04/09				
27316	6,000 00	08/19/09		08/04/09				
27317	1,000 00	08/13/09		08/04/09				
27318	1,000 00	08/12/09		08/04/09				
27319	6,500 00	08/14/09		08/04/09				
27320	500 00	08/14/09		08/04/09				
27321	1,000 00	08/25/09		08/04/09				
27322	500 00	08/11/09		08/04/09				
27323	1,000 00	08/17/09		08/04/09				
27324	6,280 00	08/14/09		08/04/09				
27325	4,500 00	08/18/09		08/04/09				
27326	550 00	08/11/09		08/04/09				
27327	2,000 00	08/21/09		08/04/09				
27328	1,500 00	08/14/09		08/04/09				
27329	2,850 00	08/17/09		08/04/09				
27330	250.00	08/18/09		08/04/09				
27331	250 00	08/24/09		08/04/09				
27332	1,000 00	08/11/09		08/04/09				
27333	150,000 00	08/11/09		08/04/09				
27334	5,000 00	08/12/09		08/04/09				
27335	5,000 00	08/20/09		08/04/09				
27336			5,000 00	08/04/09				
27337	4,000 00	08/12/09		08/04/09				
27338	5,000 00	08/14/09		08/04/09				
27339	4,000.00	08/13/09		08/04/09				
27340	100,000.00	08/13/09		08/04/09				
27341	1,000 00	08/11/09		08/04/09				
27342	8,000.00	08/19/09		08/04/09				
27343	3,600 00	08/12/09		08/04/09				
27344	250.00	08/24/09		08/04/09				
27345	5,000 00	08/17/09		08/04/09				
27346	2,600 00	08/11/09		08/04/09				
27347	10,000 00	08/18/09		08/04/09				
27348	500 00	08/17/09		08/04/09				
27349	18,000 00	08/14/09		08/04/09				
27350	17,000 00	08/17/09		08/04/09				
27351	1,000.00	08/18/09		08/04/09				

REPORT DATE 09/03/09

ACCOUNT 3875-7391 RULE OFF FROM 08/01/09 TO 08/31/09

RUN DATE 09/03/09 TIME 11 48

PAID & OUTSTANDING

PAGE 6

ACCOUNT NAME - CITI GIFT

SERIAL-NUM	PAID AMOUNT	PAID DTE	OUTSTANDING AMOUNT	ISSUE DATE	ADDITIONAL DATA	CODE	PLAN	FSI
27352	810 00	08/11/09		08/04/09				
27353	66,476 55	08/13/09		08/05/09				
27354	1,831 00	08/24/09		08/06/09				
27355	3,169 00	08/24/09		08/06/09				
27356			5,000 00	08/06/09				
27357	5,000 00	08/17/09		08/07/09				
27358	4,200.00	08/18/09		08/07/09				
27359	250 00	08/24/09		08/07/09				
27360	1,250 00	08/25/09		08/07/09				
27361	1,000 00	08/19/09		08/07/09				
27362	500.00	08/24/09		08/07/09				
27363	15,000 00	08/24/09		08/07/09				
27364			10,000 00	08/07/09				
27365	20,000.00	08/18/09		08/07/09				
27366	1,000 00	08/31/09		08/07/09				
27368	500.00	08/17/09		08/07/09				
27369	250.00	08/24/09		08/07/09				
27370	1,000 00	08/18/09		08/07/09				
27371	4,000 00	08/14/09		08/07/09				
27372	500.00	08/19/09		08/07/09				
27373	5,000 00	08/24/09		08/07/09				
27374	1,000 00	08/19/09		08/07/09				
27375	1,000 00	08/14/09		08/07/09				
27376	250 00	08/25/09		08/11/09				
27377	1,000 00	08/24/09		08/11/09				
27378	250 00	08/25/09		08/11/09				
27379			700 00	08/11/09				
27380	750 00	08/21/09		08/11/09				
27381	5,000.00	08/25/09		08/11/09				
27382	4,000.00	08/17/09		08/11/09				
27383	1,000 00	08/26/09		08/11/09				
27384	500 00	08/18/09		08/11/09				
27385	500 00	08/19/09		08/11/09				
27386			500 00	08/11/09				
27387			2,000 00	08/11/09				
27388			1,000 00	08/11/09				
27389			1,000 00	08/11/09				
27390	400 00	08/19/09		08/11/09				
27391			20,000.00	08/11/09				
27392	5,000 00	08/18/09		08/11/09				
27393	900 00	08/20/09		08/11/09				
27394	25,000 00	08/18/09		08/11/09				
27395	10,000 00	08/24/09		08/11/09				
27396	1,000 00	08/25/09		08/11/09				
27397	2,000 00	08/27/09		08/11/09				
27398	5,000 00	08/21/09		08/11/09				
27399	4,500 00	08/20/09		08/11/09				

REPORT DATE 09/03/09

ACCOUNT 3875-7391 RULE OFF FROM 08/01/09 TO 08/31/09

RUN DATE 09/03/09 TIME 11 48

PAID & OUTSTANDING

PAGE 7

ACCOUNT NAME - CITI GIFT

SERIAL-NUM	PAID AMOUNT	PAID DTE	OUTSTANDING AMOUNT	ISSUE DATE	ADDITIONAL DATA	CODE	PLAN	FSI
27400	5,000 00	08/21/09		08/11/09				
27401	3,000 00	08/21/09		08/11/09				
27402	250 00	08/21/09		08/11/09				
27403	1,000 00	08/20/09		08/11/09				
27404	600 00	08/18/09		08/11/09				
27405	25,000 00	08/18/09		08/11/09				
27406	4,300 00	08/26/09		08/11/09				
27407			500 00	08/11/09				
27408	10,000 00	08/21/09		08/11/09				
27409	250 00	08/18/09		08/11/09				
27410			250 00	08/11/09				
27411	250 00	08/19/09		08/11/09				
27412	250 00	08/20/09		08/11/09				
27413			250.00	08/11/09				
27414	250 00	08/24/09		08/11/09				
27415	1,500 00	08/26/09		08/11/09				
27416	3,000.00	08/21/09		08/11/09				
27417	5,000 00	08/25/09		08/11/09				
27418	2,000 00	08/24/09		08/11/09				
27419	810 00	08/20/09		08/11/09				
27420	1,930 00	08/21/09		08/11/09				
27421	500 00	08/24/09		08/11/09				
27422	1,000 00	08/31/09		08/11/09				
27423			250 00	08/12/09				
27424	300 00	08/24/09		08/17/09				
27425			5,000.00	08/17/09				
27426	1,000 00	08/24/09		08/17/09				
27427			500 00	08/17/09				
27428			2,000 00	08/17/09				
27429			500 00	08/17/09				
27430			500 00	08/17/09				
27431	5,000 00	08/27/09		08/17/09				
27432	5,000 00	08/31/09		08/17/09				
27433			10,250 00	08/17/09				
27434	5,800 00	08/21/09		08/17/09				
27435			6,000 00	08/17/09				
27436			2,500 00	08/17/09				
27437	250 00	08/24/09		08/17/09				
27438	10,000 00	08/26/09		08/17/09				
27439	1,000 00	08/26/09		08/17/09				
27440	500 00	08/24/09		08/17/09				
27441	500 00	08/24/09		08/17/09				
27442			500 00	08/17/09				
27443	2,000.00	08/31/09		08/17/09				
27444			250 00	08/17/09				
27445	5,000 00	08/28/09		08/17/09				
27446			2,000 00	08/17/09				

REPORT DATE 09/03/09

ACCOUNT 3875-7391 RULE OFF FROM 08/01/09 TO 08/31/09

RUN DATE 09/03/09 TIME 11 48

PAID & OUTSTANDING

PAGE 8

ACCOUNT NAME - CITI GIFT

SERIAL-NUM	PAID AMOUNT	PAID DTE	OUTSTANDING AMOUNT	ISSUE DATE	ADDITIONAL DATA	CODE	PLAN	FSI
27447	10,000.00	08/24/09		08/17/09				
27448	1,500.00	08/31/09		08/17/09				
27449	1,000.00	08/26/09		08/17/09				
27450	3,000.00	08/26/09		08/17/09				
27451	2,500.00	08/31/09		08/17/09				
27452	2,500.00	08/26/09		08/17/09				
27453	1,500.00	08/25/09		08/17/09				
27454	1,000.00	08/27/09		08/17/09				
27455			1,000.00	08/17/09				
27456	3,000.00	08/27/09		08/17/09				
27457	3,500.00	08/26/09		08/17/09				
27458	1,500.00	08/26/09		08/17/09				
27459	25,000.00	08/28/09		08/17/09				
27460	20,000.00	08/24/09		08/17/09				
27461			10,000.00	08/17/09				
27462	10,000.00	08/24/09		08/17/09				
27463			5,000.00	08/17/09				
27464	20,000.00	08/21/09		08/17/09				
27465	20,000.00	08/21/09		08/17/09				
27466	1,000.00	08/24/09		08/17/09				
27467	1,000.00	08/21/09		08/17/09				
27468	5,000.00	08/24/09		08/17/09				
27469	25,000.00	08/26/09		08/17/09				
27470	2,500.00	08/25/09		08/17/09				
27471	500.00	08/28/09		08/17/09				
27472	27,500.00	08/21/09		08/17/09				
27473	12,500.00	08/27/09		08/17/09				
27474	600.00	08/26/09		08/17/09				
27475	10,000.00	08/31/09		08/17/09				
27476			250.00	08/17/09				
27477	2,700.00	08/26/09		08/17/09				
27478			1,000.00	08/17/09				
27479			700.00	08/17/09				
27480	7,000.00	08/25/09		08/17/09				
27481			5,000.00	08/17/09				
27482	5,000.00	08/27/09		08/17/09				
27483	250.00	08/26/09		08/17/09				
27484			250.00	08/17/09				
27485	6,000.00	08/26/09		08/17/09				
27486	10,000.00	08/24/09		08/17/09				
27487			30,000.00	08/17/09				
27488			5,000.00	08/17/09				
27489	250.00	08/31/09		08/17/09				
27490			300.00	08/17/09				
27491	300.00	08/27/09		08/17/09				
27492	500.00	08/27/09		08/17/09				
27493	3,000.00	08/27/09		08/17/09				

REPORT DATE 09/03/09

ACCOUNT 3875-7391 RULE OFF FROM 08/01/09 TO 08/31/09

RUN DATE 09/03/09 TIME 11 48

ACCOUNT NAME - CITI GIFT

PAID & OUTSTANDING

PAGE 9

SERIAL-NUM	PAID AMOUNT	PAID DTE	OUTSTANDING AMOUNT	ISSUE DATE	ADDITIONAL DATA	CODE	PLAN	FSI
27494			3,000 00	08/17/09				
27495	6,000 00	08/25/09		08/17/09				
27496			1,000 00	08/17/09				
27497	250 00	08/27/09		08/17/09				
27498	810 00	08/24/09		08/17/09				
27499	250 00	08/31/09		08/17/09				
27500			250 00	08/17/09				
27501	1,298 00	08/28/09		08/20/09				
27502			500 00	08/20/09				
27503			10,000 00	08/20/09				
27504	2,500 00	08/27/09		08/20/09				
27505			500 00	08/20/09				
27506			250 00	08/20/09				
27507	3,000.00	08/31/09		08/20/09				
27508			500 00	08/20/09				
27509			1,000 00	08/20/09				
27510	3,000 00	08/27/09		08/20/09				
27511	2,000 00	08/31/09		08/20/09				
27512			2,000 00	08/20/09				
27513			10,000 00	08/20/09				
27514	15,000 00	08/28/09		08/20/09				
27515			10,000 00	08/20/09				
27516			650 00	08/20/09				
27517	1,000 00	08/26/09		08/20/09				
27518	5,000 00	08/31/09		08/20/09				
27519	1,000 00	08/27/09		08/20/09				
27520			2,405 00	08/20/09				
27521	10,000.00	08/28/09		08/20/09				
27522			3,250 00	08/20/09				
27523			1,200 00	08/20/09				
27524			250 00	08/20/09				
27525	1,994,282 87	08/26/09		08/20/09				
27526			2,500 00	08/21/09				
27527			250 00	08/21/09				
27528			250 00	08/21/09				
27529			2,000 00	08/21/09				
27530			500 00	08/21/09				
27531			1,000 00	08/21/09				
27532			2,500 00	08/21/09				
27533	1,800 00	08/28/09		08/21/09				
27534	2,500 00	08/31/09		08/21/09				
27535			10,000 00	08/21/09				
27536			15,695 00	08/21/09				
27537			500 00	08/21/09				
27538			1,000 00	08/21/09				
27539			250 00	08/21/09				
27540	10,000 00	08/31/09		08/21/09				

REPORT DATE 09/03/09

ACCOUNT 3875-7391 RULE OFF FROM 08/01/09 TO 08/31/09

RUN DATE 09/03/09 TIME 11 48

PAID & OUTSTANDING

PAGE 10

ACCOUNT NAME - CITI GIFT

SERIAL-NUM	PAID AMOUNT	PAID DTE	OUTSTANDING AMOUNT	ISSUE DATE	ADDITIONAL DATA	CODE	PLAN	FSI
27541			1,000 00	08/21/09				
27542			500 00	08/21/09				
27543			1,000 00	08/21/09				
27544			25,000 00	08/21/09				
27545			7,500 00	08/21/09				
27546			250 00	08/21/09				
27547			500 00	08/21/09				
27548			2,000 00	08/21/09				
27549			1,000 00	08/21/09				
27550			500 00	08/21/09				
27551			1,000 00	08/21/09				
27552			1,000 00	08/21/09				
27553			1,000 00	08/21/09				
27554			1,000 00	08/21/09				
27555			500 00	08/21/09				
27556			500 00	08/21/09				
27557	500 00	08/31/09		08/21/09				
27558			1,500 00	08/21/09				
27559			250 00	08/21/09				
27560			4,000 00	08/21/09				
27561			1,400 00	08/21/09				
27562			5,000 00	08/21/09				
27563			10,000 00	08/21/09				
27564			1,000 00	08/21/09				
27565			750 00	08/21/09				
27566			750 00	08/21/09				
27567			250 00	08/21/09				
27568			250 00	08/21/09				
27569			250 00	08/21/09				
27570			250 00	08/21/09				
27571			3,403 00	08/21/09				
27572			1,000 00	08/21/09				
27573			25,000 00	08/21/09				
27574			224 56	08/24/09				
27575	8,052 35	08/31/09		08/24/09				
27576			26,611 78	08/24/09				
27577			2,000 00	08/26/09				
27578			50,000 00	08/26/09				
27579			10,000 00	08/26/09				
27580			2,500.00	08/26/09				
27581			575 00	08/26/09				
27582			400 00	08/26/09				
27583			500 00	08/26/09				
27584			2,500 00	08/26/09				
27585			4,500 00	08/26/09				
27586			100,000 00	08/26/09				
27587			50,000.00	08/26/09				

REPORT DATE 09/03/09

ACCOUNT 3875-7391 RULE OFF FROM 08/01/09 TO 08/31/09

RUN DATE 09/03/09 TIME 11 48

PAID & OUTSTANDING

PAGE 11

ACCOUNT NAME - CITI GIFT

SERIAL-NUM	PAID AMOUNT	PAID DTE	OUTSTANDING AMOUNT	ISSUE DATE	ADDITIONAL DATA	CODE	PLAN	FSI
27588			250 00	08/26/09				
27589			1,000 00	08/26/09				
27590			50,000 00	08/26/09				
27591			170,000 00	08/26/09				
27592			500 00	08/26/09				
27593			500 00	08/26/09				
27594			10,000 00	08/26/09				
27595			10,000 00	08/26/09				
27596			15,000 00	08/26/09				
27597			2,500 00	08/26/09				
27598			1,625 00	08/26/09				
27599			500 00	08/27/09				
27600			7,500 00	08/31/09				
27601			5,000 00	08/31/09				
REPORT TOTAL	13,719,300	91 ITEMS	310	980,062.34	ITEMS		174	

REPORT DATE 09/03/09

ACCOUNT 3875-7391 RULE OFF FROM 08/01/09 TO 08/31/09

RUN DATE 09/03/09 TIME 11.48

ISSUANCE SUMMARY

PAGE 1

ACCOUNT NAME - CITI GIFT

ADDITIONAL CHECKS ISSUED

SERIAL-NUM	ISSUE AMOUNT	ISS DATE	SERIAL-NUM	ISSUE AMOUNT	ISS DATE	SERIAL-NUM	ISSUE AMOUNT	ISS DATE
			TOTAL	0 00	ITEMS	0		

REPORT DATE 09/03/09

ACCOUNT 3875-7391 RULE OFF FROM 08/01/09 TO 08/31/09

RUN DATE 09/03/09 TIME 11.48

ACCOUNT NAME - CITI GIFT

ISSUANCE SUMMARY

PAGE 1

ISSUED CHECKS VOIDED

SERIAL-NUM	ISSUE AMOUNT	ISS DATE	REASON	SERIAL-NUM	ISSUE AMOUNT	ISS DATE	REASON
27252	250 00	07/27/09	STOPPED 08/11/09	27367	500 00	08/07/09	STOPPED 08/25/09
				TOTAL	750 00	ITEMS	2

REPORT DATE 09/03/09

ACCOUNT 3875-7391 RULE OFF FROM 08/01/09 TO 08/31/09

RUN DATE 09/03/09 TIME 11 48

ACCOUNT NAME - CITI GIFT

ISSUANCE SUMMARY

PAGE 1

AGED ITEMS VOIDED

SERIAL-NUM	ISSUE AMOUNT	ISS DATE	REASON	SERIAL-NUM	ISSUE AMOUNT	ISS DATE	REASON
				TOTAL	0 00	ITEMS	0

REPORT DATE 09/03/09

ACCOUNT 3875-7391 RULE OFF FROM 08/01/09 TO 08/31/09

RUN DATE 09/03/09 TIME 11 48

ISSUANCE SUMMARY

PAGE 1

ACCOUNT NAME - CITI GIFT

ISSUANCE REGISTER ADJUSTMENTS

PREV PAID	TOTAL	0.00	ITEMS	0
CURRENT	TOTAL	0 00	ITEMS	0
REPORT	TOTAL	0 00	ITEMS	0

REPORT DATE 09/03/09

ACCOUNT 3875-7391 RULE OFF FROM 08/01/09 TO 08/31/09

RUN DATE 09/03/09 TIME 11 48

ACCOUNT NAME - CITI GIFT

ISSUANCE SUMMARY

PAGE 1

ISSUANCE SUMMARY

	ISSUE AMOUNT	ITEMS
INITIAL ISSUANCE	3,943,540 11	320
ADDITIONAL CHECKS ISSUED	0 00	0
ISSUED CHECKS VOIDED	< 750 00 >	2
AGED ITEMS VOIDED	0 00	0
ISSUANCE REGISTER ADJUSTMENTS	0 00	0
TOTAL AUGUST GRANTS :	<u>3,942,790.11</u>	

REPORT DATE 10/06/09

ACCOUNT 3875-7391 RULE OFF FROM 09/01/09 TO 09/30/09

RUN DATE 10/06/09 TIME 12 07

PAID & OUTSTANDING

PAGE 1

ACCOUNT NAME - CITI GIFT

SERIAL-NUM	PAID AMOUNT	PAID DTE	OUTSTANDING AMOUNT	ISSUE DATE	ADDITIONAL DATA	CODE	PLAN	FSI
16376			1,200 00	12/19/07				
17518			2,000 00	01/16/08				
20760			400 00	06/25/08				
20803			25,000 00	06/26/08				
21127			1,000 00	07/15/07	UNIVERSITY OF MARYLAND - SCHOO			
21127			1,000 00	07/16/08				
21205			9,200 00	07/23/08				
21538			500 00	08/27/07				
21538			500 00	08/29/08				
21600			1,000.00	09/03/07				
21600			1,000 00	09/05/08				
21668			250 00	09/10/07				
21672			2,100 00	09/10/07				
21672			2,100 00	09/12/08				
21694			500 00	09/10/07				
21694			500 00	09/12/08				
21734			1,000 00	09/12/07				
21734			1,000 00	09/16/08				
21830			500 00	09/19/07				
21830			500 00	09/23/08				
21849			2,000.00	09/18/07				
21849			2,000 00	09/23/08				
21914			250.00	09/29/07				
21914			250.00	10/01/08				
21962			500 00	10/03/07				
22095			500.00	10/09/07				
23329			250 00	12/16/08				
23358			900 00	12/16/08				
24405			1,000 00	01/15/09				
25854			5,000 00	04/17/09				
26053			5,000 00	05/01/09				
26432			500.00	05/26/09				
26761			2,100 00	06/16/09				
26883			2,500 00	06/23/09				
26890	1,000 00	09/14/09		06/23/09				
26953			10,000 00	06/30/09				
27001			2,600.00	07/07/09				
27003			573 00	07/07/09				
27099	1,250 00	09/04/09		07/17/09				
27103	1,500.00	09/24/09		07/17/09				
27167	10,000 00	09/04/09		07/20/09				
27209	250 00	09/01/09		07/22/09				
27211	3,000 00	09/04/09		07/22/09				
27282	1,000 00	09/17/09		08/03/09				
27293			1,500 00	08/03/09				
27294	5,000 00	09/04/09		08/03/09				
27295	5,000 00	09/04/09		08/03/09				

REPORT DATE 10/06/09

ACCOUNT 3875-7391 RULE OFF FROM 09/01/09 TO 09/30/09

RUN DATE 10/06/09 TIME 12 07

PAID & OUTSTANDING

PAGE 2

ACCOUNT NAME - CITI GIFT

SERIAL-NUM	PAID AMOUNT	PAID DTE	OUTSTANDING AMOUNT	ISSUE DATE	ADDITIONAL DATA	CODE	PLAN	FSI
27336	5,000 00	09/11/09		08/04/09				
27356	5,000 00	09/02/09		08/06/09				
27364	10,000 00	09/22/09		08/07/09				
27379	700 00	09/03/09		08/11/09				
27386	500 00	09/18/09		08/11/09				
27387	2,000 00	09/02/09		08/11/09				
27388	1,000 00	09/02/09		08/11/09				
27389	1,000 00	09/03/09		08/11/09				
27391	20,000 00	09/09/09		08/11/09				
27407			500 00	08/11/09				
27410			250 00	08/11/09				
27413	250.00	09/02/09		08/11/09				
27423	250 00	09/04/09		08/12/09				
27425	5,000 00	09/01/09		08/17/09				
27427	500 00	09/01/09		08/17/09				
27428	2,000 00	09/16/09		08/17/09				
27429	500 00	09/04/09		08/17/09				
27430	500.00	09/09/09		08/17/09				
27433			10,250 00	08/17/09				
27435			6,000 00	08/17/09				
27436	2,500.00	09/03/09		08/17/09				
27442	500 00	09/10/09		08/17/09				
27444	250 00	09/03/09		08/17/09				
27446	2,000 00	09/04/09		08/17/09				
27455	1,000 00	09/01/09		08/17/09				
27461	10,000 00	09/08/09		08/17/09				
27463	5,000 00	09/18/09		08/17/09				
27476	250 00	09/02/09		08/17/09				
27478			1,000 00	08/17/09				
27479	700 00	09/15/09		08/17/09				
27481	5,000 00	09/11/09		08/17/09				
27484	250 00	09/15/09		08/17/09				
27487	30,000 00	09/11/09		08/17/09				
27488	5,000 00	09/03/09		08/17/09				
27490	300 00	09/02/09		08/17/09				
27494	3,000 00	09/10/09		08/17/09				
27496	1,000 00	09/09/09		08/17/09				
27500			250 00	08/17/09				
27502	500 00	09/01/09		08/20/09				
27503	10,000 00	09/01/09		08/20/09				
27505	500 00	09/16/09		08/20/09				
27506	250 00	09/08/09		08/20/09				
27508	500.00	09/18/09		08/20/09				
27509	1,000 00	09/08/09		08/20/09				
27512	2,000 00	09/11/09		08/20/09				
27513	10,000 00	09/03/09		08/20/09				
27515			10,000 00	08/20/09				

REPORT DATE 10/06/09

ACCOUNT 3875-7391 RULE OFF FROM 09/01/09 TO 09/30/09

RUN DATE 10/06/09 TIME 12 07

PAID & OUTSTANDING

PAGE 3

ACCOUNT NAME - CITI GIFT

SERIAL-NUM	PAID AMOUNT	PAID DTE	OUTSTANDING AMOUNT	ISSUE DATE	ADDITIONAL DATA	CODE	PLAN	FSI
27516	650 00	09/02/09		08/20/09				
27520	2,405 00	09/09/09		08/20/09				
27522	3,250 00	09/02/09		08/20/09				
27523	1,200 00	09/02/09		08/20/09				
27524	250 00	09/01/09		08/20/09				
27526	2,500 00	09/11/09		08/21/09				
27527	250 00	09/10/09		08/21/09				
27528	250 00	09/02/09		08/21/09				
27529	2,000 00	09/09/09		08/21/09				
27530	500 00	09/14/09		08/21/09				
27531	1,000 00	09/01/09		08/21/09				
27532	2,500 00	09/01/09		08/21/09				
27535	10,000 00	09/08/09		08/21/09				
27536	15,695 00	09/03/09		08/21/09				
27537	500 00	09/02/09		08/21/09				
27538	1,000 00	09/02/09		08/21/09				
27539	250 00	09/11/09		08/21/09				
27541	1,000 00	09/02/09		08/21/09				
27542	500 00	09/03/09		08/21/09				
27543	1,000 00	09/10/09		08/21/09				
27544	25,000 00	09/03/09		08/21/09				
27545	7,500 00	09/23/09		08/21/09				
27546	250 00	09/02/09		08/21/09				
27547	500 00	09/02/09		08/21/09				
27548	2,000 00	09/10/09		08/21/09				
27549	1,000 00	09/02/09		08/21/09				
27550	500 00	09/10/09		08/21/09				
27551	1,000 00	09/11/09		08/21/09				
27552	1,000 00	09/09/09		08/21/09				
27553	1,000 00	09/09/09		08/21/09				
27554	1,000 00	09/02/09		08/21/09				
27555	500 00	09/04/09		08/21/09				
27556	500 00	09/22/09		08/21/09				
27558	1,500 00	09/08/09		08/21/09				
27559	250 00	09/08/09		08/21/09				
27560	4,000 00	09/24/09		08/21/09				
27561	1,400 00	09/08/09		08/21/09				
27562	5,000 00	09/03/09		08/21/09				
27563	10,000 00	09/10/09		08/21/09				
27564	1,000 00	09/11/09		08/21/09				
27565	750 00	09/08/09		08/21/09				
27566	750 00	09/01/09		08/21/09				
27567	250 00	09/03/09		08/21/09				
27568	250 00	09/22/09		08/21/09				
27569	250 00	09/03/09		08/21/09				
27570	250 00	09/03/09		08/21/09				
27571	3,403 00	09/08/09		08/21/09				

REPORT DATE 10/06/09

ACCOUNT 3875-7391 RULE OFF FROM 09/01/09 TO 09/30/09

RUN DATE 10/06/09 TIME 12 07

PAID & OUTSTANDING

PAGE 4

ACCOUNT NAME - CITI GIFT

SERIAL-NUM	PAID AMOUNT	PAID DTE	OUTSTANDING AMOUNT	ISSUE DATE	ADDITIONAL DATA	CODE	PLAN	FSI
27572	1,000 00	09/03/09		08/21/09				
27573	25,000 00	09/03/09		08/21/09				
27574	224 56	09/02/09		08/24/09				
27576	26,611 78	09/08/09		08/24/09				
27577	2,000 00	09/14/09		08/26/09				
27578	50,000 00	09/02/09		08/26/09				
27579	10,000 00	09/08/09		08/26/09				
27580	2,500.00	09/02/09		08/26/09				
27581	575 00	09/02/09		08/26/09				
27582			400 00	08/26/09				
27583	500 00	09/10/09		08/26/09				
27584	2,500 00	09/04/09		08/26/09				
27585	4,500 00	09/01/09		08/26/09				
27586	100,000 00	09/09/09		08/26/09				
27587	50,000 00	09/01/09		08/26/09				
27588	250 00	09/14/09		08/26/09				
27589	1,000 00	09/02/09		08/26/09				
27590	50,000 00	09/01/09		08/26/09				
27591	170,000 00	09/01/09		08/26/09				
27592	500 00	09/09/09		08/26/09				
27593	500 00	09/08/09		08/26/09				
27594	10,000 00	09/01/09		08/26/09				
27595	10,000 00	09/02/09		08/26/09				
27596	15,000.00	09/04/09		08/26/09				
27597	2,500 00	09/03/09		08/26/09				
27598	1,625 00	09/01/09		08/26/09				
27599	500 00	09/14/09		08/27/09				
27600	7,500 00	09/15/09		08/31/09				
27601	5,000 00	09/11/09		08/31/09				
27602	3,000 00	09/09/09		09/02/09				
27603	2,500 00	09/11/09		09/02/09				
27604	3,000.00	09/16/09		09/02/09				
27605	200 00	09/11/09		09/02/09				
27606	1,000 00	09/21/09		09/02/09				
27607	1,000 00	09/11/09		09/02/09				
27608	20,000.00	09/15/09		09/02/09				
27609	40,000 00	09/14/09		09/02/09				
27610	5,000.00	09/18/09		09/02/09				
27611	5,000 00	09/15/09		09/02/09				
27612	250 00	09/14/09		09/02/09				
27613	250 00	09/10/09		09/02/09				
27614	1,000 00	09/10/09		09/02/09				
27615	1,360 00	09/14/09		09/02/09				
27616	1,000 00	09/30/09		09/02/09				
27617	15,000 00	09/11/09		09/02/09				
27618	1,000 00	09/21/09		09/02/09				
27619	1,000 00	09/16/09		09/02/09				

REPORT DATE 10/06/09

ACCOUNT 3875-7391 RULE OFF FROM 09/01/09 TO 09/30/09

RUN DATE 10/06/09 TIME 12 07

PAID & OUTSTANDING

PAGE 5

ACCOUNT NAME - CITI GIFT

SERIAL-NUM	PAID AMOUNT	PAID DTE	OUTSTANDING AMOUNT	ISSUE DATE	ADDITIONAL DATA	CODE	PLAN	FSI
27620	1,000 00	09/18/09		09/02/09				
27621	6,657 00	09/09/09		09/02/09				
27622	2,500 00	09/21/09		09/02/09				
27623	50,000 00	09/14/09		09/02/09				
27624	1,000 00	09/22/09		09/02/09				
27625	10,000 00	09/10/09		09/02/09				
27626	10,000 00	09/10/09		09/02/09				
27627	5,000 00	09/18/09		09/02/09				
27628	5,000 00	09/11/09		09/02/09				
27629	5,000 00	09/09/09		09/02/09				
27630	5,125 14	09/10/09		09/02/09				
27631	25,000 00	09/10/09		09/02/09				
27632	750.00	09/14/09		09/02/09				
27633	1,000 00	09/10/09		09/02/09				
27634	1,000 00	09/10/09		09/02/09				
27635	5,200 00	09/15/09		09/02/09				
27636	1,000 00	09/28/09		09/02/09				
27637	252,443 45	09/09/09		09/02/09				
27638	5,000 00	09/16/09		09/02/09				
27639	1,500 00	09/15/09		09/02/09				
27640	1,500 00	09/11/09		09/02/09				
27641	1,000 00	09/17/09		09/08/09				
27642	2,000 00	09/21/09		09/08/09				
27643	1,000 00	09/15/09		09/08/09				
27644	1,000 00	09/22/09		09/08/09				
27645	3,000 00	09/22/09		09/08/09				
27646	1,000 00	09/22/09		09/08/09				
27647	1,500 00	09/17/09		09/08/09				
27648	2,000 00	09/24/09		09/08/09				
27649	6,000 00	09/17/09		09/08/09				
27650	500 00	09/15/09		09/08/09				
27651	1,500 00	09/22/09		09/08/09				
27652			10,000 00	09/08/09				
27653			700 00	09/08/09				
27654	500 00	09/22/09		09/08/09				
27655	250 00	09/18/09		09/08/09				
27656	5,000 00	09/23/09		09/08/09				
27657	2,500 00	09/21/09		09/08/09				
27658	3,000 00	09/21/09		09/08/09				
27659	1,200 00	09/16/09		09/08/09				
27660	2,800 00	09/21/09		09/08/09				
27661	250 00	09/16/09		09/08/09				
27662	250 00	09/18/09		09/08/09				
27663	1,500 00	09/21/09		09/08/09				
27664	1,000.00	09/18/09		09/08/09				
27665	250 00	09/23/09		09/08/09				
27666	200 00	09/17/09		09/08/09				

REPORT DATE 10/06/09

ACCOUNT 3875-7391 RULE OFF FROM 09/01/09 TO 09/30/09

RUN DATE 10/06/09 TIME 12 07

PAID & OUTSTANDING

PAGE 6

ACCOUNT NAME - CITI GIFT

SERIAL-NUM	PAID AMOUNT	PAID DTE	OUTSTANDING AMOUNT	ISSUE DATE	ADDITIONAL DATA	CODE	PLAN	FSI
27667	5,000 00	09/29/09		09/08/09				
27668	1,000 00	09/24/09		09/08/09				
27669	5,000 00	09/15/09		09/08/09				
27670	5,000 00	09/21/09		09/08/09				
27671	1,000 00	09/16/09		09/08/09				
27672			500 00	09/08/09				
27673	1,000 00	09/22/09		09/08/09				
27674	10,000 00	09/23/09		09/08/09				
27675	3,500 00	09/15/09		09/08/09				
27676	3,500 00	09/21/09		09/08/09				
27677			1,000 00	09/08/09				
27678	1,500 00	09/15/09		09/08/09				
27679	250 00	09/21/09		09/08/09				
27680	2,000 00	09/23/09		09/08/09				
27681	25,000 00	09/25/09		09/10/09				
27682	300 00	09/28/09		09/10/09				
27683			3,000 00	09/10/09				
27684	1,000 00	09/24/09		09/10/09				
27685			500 00	09/10/09				
27686			2,500.00	09/10/09				
27687	10,000 00	09/23/09		09/10/09				
27688	2,500 00	09/30/09		09/10/09				
27689	6,000 00	09/23/09		09/10/09				
27690			10,000 00	09/10/09				
27691	25,000.00	09/22/09		09/10/09				
27692	5,000 00	09/23/09		09/10/09				
27693			3,000 00	09/10/09				
27694			200 00	09/10/09				
27695	3,000 00	09/23/09		09/10/09				
27696	1,000 00	09/28/09		09/10/09				
27697			10,000 00	09/10/09				
27698	1,250 00	09/23/09		09/10/09				
27699	3,100 00	09/22/09		09/10/09				
27700			400 00	09/10/09				
27701	50,250 00	09/28/09		09/10/09				
27702	200 00	09/24/09		09/10/09				
27703	500 00	09/21/09		09/10/09				
27704	1,000 00	09/28/09		09/10/09				
27705	3,508 75	09/23/09		09/10/09				
27706	1,000 00	09/24/09		09/16/09				
27707			7,000 00	09/16/09				
27708	600 00	09/24/09		09/16/09				
27709	1,000 00	09/25/09		09/16/09				
27710	500 00	09/28/09		09/16/09				
27711	500 00	09/24/09		09/16/09				
27712	60,000 00	09/24/09		09/16/09				
27713			6,000 00	09/16/09				

REPORT DATE 10/06/09

ACCOUNT 3875-7391 RULE OFF FROM 09/01/09 TO 09/30/09

RUN DATE 10/06/09 TIME 12:07

PAID & OUTSTANDING

PAGE 7

ACCOUNT NAME - CITI GIFT

SERIAL-NUM	PAID AMOJNT	PAID DTE	OUTSTANDING AMOUNT	ISSUE DATE	ADDITIONAL DATA	CODE	PLAN	FSI
27714	250 00	09/25/09		09/16/09				
27715	750 00	09/24/09		09/16/09				
27716	250 00	09/29/09		09/16/09				
27717	250 00	09/30/09		09/16/09				
27718	1,500 00	09/24/09		09/16/09				
27719	1,500 00	09/24/09		09/16/09				
27720	500 00	09/25/09		09/16/09				
27721	4,520 00	09/24/09		09/16/09				
27722	1,800 00	09/30/09		09/16/09				
27723	650 00	09/29/09		09/16/09				
27724	1,000 00	09/23/09		09/16/09				
27725	1,000 00	09/24/09		09/16/09				
27726	1,500 00	09/24/09		09/16/09				
27727	1,000.00	09/24/09		09/16/09				
27728	1,000 00	09/28/09		09/16/09				
27729			500 00	09/16/09				
27730			500 00	09/16/09				
27731	1,000 00	09/23/09		09/16/09				
27732			250.00	09/16/09				
27733	25,000 00	09/30/09		09/16/09				
27734			250 00	09/16/09				
27735	1,000 00	09/28/09		09/16/09				
27736			1,000 00	09/16/09				
27737	2,500 00	09/23/09		09/16/09				
27738	1,800 00	09/24/09		09/16/09				
27739	1,500 00	09/29/09		09/16/09				
27740	500 00	09/25/09		09/16/09				
27741	500 00	09/28/09		09/16/09				
27742	270 00	09/23/09		09/16/09				
27743	1,000 00	09/24/09		09/16/09				
27744	15,337 42	09/22/09		09/16/09				
27745	450 00	09/24/09		09/16/09				
27746	450 00	09/24/09		09/16/09				
27747	2,000 00	09/25/09		09/16/09				
27748	2,000 00	09/25/09		09/16/09				
27749	600 00	09/25/09		09/16/09				
27750	2,000 00	09/25/09		09/16/09				
27751	25,000 00	09/28/09		09/16/09				
27752	2,000.00	09/24/09		09/16/09				
27753			154,005 96	09/16/09				
27754	750 00	09/29/09		09/16/09				
27755			2,000 00	09/16/09				
27756	300.00	09/28/09		09/16/09				
27757	300 00	09/30/09		09/16/09				
27758	2,000 00	09/28/09		09/16/09				
27759			10,000 00	09/16/09				
27760	6,250 00	09/30/09		09/16/09				

REPORT DATE 10/06/09

ACCOUNT 3875-7391 RULE OFF FROM 09/01/09 TO 09/30/09

RUN DATE 10/06/09 TIME 12:07

PAID & OUTSTANDING

PAGE 8

ACCOUNT NAME - CITI GIFT

SERIAL-NUM	PAID AMOUNT	PAID DTE	OUTSTANDING AMOUNT	ISSUE DATE	ADDITIONAL DATA	CODE	PLAN	FSI
27761	11,500.00	09/29/09		09/16/09				
27762			75,000 00	09/16/09				
27763	2,000 00	09/25/09		09/16/09				
27764	1,000.00	09/24/09		09/16/09				
27765	10,000.00	09/23/09		09/16/09				
27766	10,000 00	09/25/09		09/16/09				
27767	1,000 00	09/23/09		09/16/09				
27768	1,000.00	09/28/09		09/16/09				
27769			15,000 00	09/16/09				
27770			6,000 00	09/21/09				
27771	500.00	09/30/09		09/21/09				
27772			2,500 00	09/21/09				
27773			1,000 00	09/21/09				
27774	500 00	09/29/09		09/21/09				
27775	4,000.00	09/30/09		09/21/09				
27776			250.00	09/21/09				
27777			10,000 00	09/21/09				
27778			400 00	09/21/09				
27779			500 00	09/21/09				
27780			300 00	09/21/09				
27781	1,690 00	09/30/09		09/21/09				
27782			11,001 00	09/21/09				
27783			1,000 00	09/21/09				
27784			1,000 00	09/21/09				
27785			26,970 74	09/21/09				
27786			1,000 00	09/21/09				
27787			800 00	09/21/09				
27788			1,200 00	09/21/09				
27789			5,000 00	09/21/09				
27790	2,500.00	09/28/09		09/21/09				
27791			475 00	09/21/09				
27792			250 00	09/21/09				
27793			2,000 00	09/21/09				
27794			1,500 00	09/21/09				
27795	500 00	09/29/09		09/21/09				
27796			1,500 00	09/21/09				
27797	9,826 06	09/25/09		09/21/09				
27798			2,800 00	09/21/09				
27799			1,700 00	09/21/09				
27800			35,000 00	09/21/09				
27801			250 00	09/21/09				
27802	23,400 00	09/28/09		09/21/09				
27803			500 00	09/21/09				
27804			500 00	09/21/09				
27805			1,000 00	09/21/09				
27806			20,000 00	09/21/09				
27807			2,500 00	09/21/09				

REPORT DATE 10/06/09

ACCOUNT 3875-7391 RULE OFF FROM 09/01/09 TO 09/30/09

RUN DATE 10/06/09 TIME 12 07

PAID & OUTSTANDING

PAGE 9

ACCOUNT NAME - CITI GIFT

SERIAL-NUM	PAID AMOUNT	PAID DTE	OUTSTANDING AMOUNT	ISSUE DATE	ADDITIONAL DATA	CODE	PLAN	FSI
27808			250 00	09/21/09				
27809			6,250 00	09/21/09				
27810	350.00	09/30/09		09/21/09				
27811			1,500 00	09/21/09				
27812			315 00	09/21/09				
27813	1,500 00	09/29/09		09/21/09				
27814			3,000 00	09/21/09				
27815	2,000 00	09/30/09		09/21/09				
27816			1,000 00	09/21/09				
27817	500 00	09/29/09		09/21/09				
27818			50,000.00	09/21/09				
27819			2,000 00	09/21/09				
27820			2,000.00	09/21/09				
27821	2,000 00	09/30/09		09/21/09				
27822	1,000 00	09/30/09		09/21/09				
27823	1,000 00	09/30/09		09/21/09				
27824			1,000 00	09/21/09				
27825			1,000.00	09/21/09				
27826			500 00	09/21/09				
27827			500 00	09/21/09				
27828			500.00	09/21/09				
27829	500 00	09/30/09		09/21/09				
27830			250.00	09/21/09				
27831			250 00	09/21/09				
27832			500 00	09/21/09				
27833	500 00	09/28/09		09/21/09				
27835			250 00	09/23/09				
27836			5,000.00	09/23/09				
27837			1,000 00	09/23/09				
27838			500.00	09/23/09				
27839			5,000 00	09/25/09				
27840			2,000 00	09/25/09				
27841			750 00	09/25/09				
27842			1,000 00	09/25/09				
27843			7,400 00	09/25/09				
27844			9,000 00	09/25/09				
27845			1,500 00	09/25/09				
27846			1,200 00	09/25/09				
27847			5,000 00	09/25/09				
27848			10,000 00	09/25/09				
27849			1,000 00	09/25/09				
27850			10,000.00	09/25/09				
27851			25,000 00	09/25/09				
27852			5,000 00	09/25/09				
27853			4,000 00	09/25/09				
27854			1,000 00	09/25/09				
27855			5,000 00	09/25/09				

REPORT DATE 10/06/09

ACCOUNT 3875-7391 RULE OFF FROM 09/01/09 TO 09/30/09

RUN DATE 10/06/09 TIME 12 07

PAID & OUTSTANDING

PAGE 10

ACCOUNT NAME - CITI GIFT

SERIAL-NUM	PAID AMOUNT	PAID DTE	OUTSTANDING AMOUNT	ISSUE DATE	ADDITIONAL DATA	CODE	PLAN	FSI
27856			500 00	09/25/09				
27857			20,000 00	09/25/09				
27858			1,000 00	09/25/09				
27859			750 00	09/25/09				
27860			5,000.00	09/25/09				
27861			1,000 00	09/25/09				
27862			1,000 00	09/25/09				
27863			1,000 00	09/25/09				
27864			5,000 00	09/25/09				
27865			1,000 00	09/25/09				
27866			50,000 00	09/25/09				
27867			2,500 00	09/25/09				
27868			5,000 00	09/25/09				
27869			1,200 00	09/25/09				
27870			1,200 00	09/25/09				
27871			9,850 00	09/25/09				
27872			51,000 00	09/25/09				
27873			3,300 00	09/25/09				
27874			2,000 00	09/25/09				
27875			4,000 00	09/25/09				
27876			500.00	09/25/09				
27877			1,000 00	09/25/09				
27878			1,000 00	09/25/09				
27879			2,500 00	09/25/09				
27880			5,000 00	09/25/09				
27881			500 00	09/25/09				
27882			250 00	09/25/09				
27883			21,316 80	09/25/09				
27884			15,000 00	09/25/09				
27885			3,000 00	09/25/09				
27886			3,000 00	09/25/09				
27887			24,621 18	09/25/09				
27888			600 00	09/25/09				
27889			2,000 00	09/25/09				
27890			1,000 00	09/25/09				
27891			650 00	09/25/09				
27892			1,000 00	09/25/09				
27893			1,000 00	09/25/09				
27894			1,000 00	09/25/09				
27895			1,000 00	09/25/09				
27896			1,000 00	09/25/09				
27897			5,000 00	09/25/09				
27898			2,500 00	09/25/09				
27899			2,000 00	09/25/09				
27900			500 00	09/25/09				
27901			750 00	09/25/09				
27902			3,000 00	09/25/09				

REPORT DATE 10/06/09

ACCOUNT 3875-7391 RULE OFF FROM 09/01/09 TO 09/30/09

RUN DATE 10/06/09 TIME 12 07

PAID & OUTSTANDING

PAGE 11

ACCOUNT NAME - CITI GIFT

SERIAL-NUM	PAID AMOUNT	PAID DTE	OUTSTANDING AMOUNT	ISSUE DATE	ADDITIONAL DATA	CODE	PLAN	FSI
27903			1,100 00	09/25/09				
27904			1,500 00	09/25/09				
27905			25,000 00	09/25/09				
27906			10,000 00	09/25/09				
27907			5,000 00	09/25/09				
27908			5,000 00	09/25/09				
27909			1,500 00	09/25/09				
27910			4,500 00	09/25/09				
27911			500 00	09/25/09				
27912			500 00	09/25/09				
27913			50,000 00	09/25/09				
27914			1,000 00	09/25/09				
27915			5,000 00	09/25/09				
27916			1,000 00	09/25/09				
27917			1,000 00	09/25/09				
27918			1,000 00	09/25/09				
27919			5,000 00	09/25/09				
27920			2,000 00	09/28/09				
27921			160,678 56	09/28/09				
27922			500 00	09/28/09				
27923			400 00	09/28/09				
27924			250 00	09/28/09				
27925			20,000 00	09/28/09				
27926			500 00	09/28/09				
27927			10,000 00	09/28/09				
27928			2,305 00	09/28/09				
27929			1,000 00	09/28/09				
27930			1,000 00	09/28/09				
27931			1,000 00	09/28/09				
27932			12,752 00	09/28/09				
27933			1,200 00	09/28/09				
27934			1,200 00	09/28/09				
27935			500 00	09/28/09				
27936			500 00	09/28/09				
27937			250 00	09/28/09				
27938			600 00	09/28/09				
27939			300,000 00	09/28/09				
27940			100,000 00	09/28/09				
27941			6,000 00	09/28/09				
27942			25,000 00	09/28/09				
27943			5,000 00	09/28/09				
27944			2,000 00	09/28/09				
27945			2,500 00	09/28/09				
27946			2,500 00	09/28/09				
27947			20,000 00	09/29/09				
REPORT TOTAL	1,819,127	16 ITEMS	285	1,806,164	24 ITEMS		230	

REPORT DATE 10/06/09

ACCOUNT 3875-7391 RULE OFF FROM 09/01/09 TO 09/30/09

RUN DATE 10/06/09 TIME 12 07

ACCOUNT NAME - CITI GIFT

ISSUANCE SUMMARY

PAGE 1

ADDITIONAL CHECKS ISSUED

SERIAL-NUM	ISSUE AMOUNT	ISS DATE	SERIAL-NUM	ISSUE AMOUNT	ISS DATE	SERIAL-NUM	ISSUE AMOUNT	ISS DATE
			TOTAL	0 00	ITEMS	0		

REPORT DATE 10/06/09

ACCOUNT 3875-7391 RULE OFF FROM 09/01/09 TO 09/30/09

RUN DATE 10/06/09 TIME 12 07

ISSUANCE SUMMARY

PAGE 1

ACCOUNT NAME - CITI GIFT

ISSUED CHECKS VOIDED

SERIAL-NUM	ISSUE AMOUNT	ISS DATE	REASON	SERIAL-NUM	ISSUE AMOUNT	ISS DATE	REASON
25751	250 00	04/13/09	STOPPED 09/18/09	26132	500 00	05/07/09	STOPPED 09/18/09
27162	20,000 00	07/17/09	STOPPED 09/25/09	27304	1,000 00	08/03/09	STOPPED 09/21/09
				TOTAL	21,750 00	ITEMS	4

REPORT DATE 10/06/09

ACCOUNT 3875-7391 RULE OFF FROM 09/01/09 TO 09/30/09

RUN DATE 10/06/09 TIME 12 07

ACCOUNT NAME - CITI GIFT

ISSUANCE SUMMARY

PAGE 1

AGED ITEMS VOIDED

SERIAL-NUM	ISSUE AMOUNT	ISS DATE	REASON	SERIAL-NUM	ISSUE AMOUNT	ISS DATE	REASON
				TOTAL	0 00	ITEMS	0

REPORT DATE 10/06/09

ACCOUNT 3875-7391 RULE OFF FROM 09/01/09 TO 09/30/09

RUN DATE 10/06/09 TIME 12 07

ISSUANCE SUMMARY

PAGE 1

ACCOUNT NAME - CITI GIFT

ISSUANCE REGISTER ADJUSTMENTS

PREV PAID	TOTAL	0 00	ITEMS	0
CURRENT	TOTAL	0.00	ITEMS	0
REPORT	TOTAL	0 00	ITEMS	0

REPORT DATE 10/06/09

ACCOUNT 3875-7391 RULE OFF FROM 09/01/09 TO 09/30/09

RUN DATE 10/06/09 TIME 12 07

ACCOUNT NAME CITI GIFT

ISSUANCE SUMMARY

PAGE 1

ISSUANCE SUMMARY

	ISSUE AMOUNT	ITEMS
INITIAL ISSUANCE	2,666,979 06	345
ADDITIONAL CHECKS ISSUED	0 00	0
ISSUED CHECKS VOIDED	< 21,750 00 >	4
AGED ITEMS VOIDED	0 00	0
ISSUANCE REGISTER ADJUSTMENTS	0.00	0

SEPTEMBER GRANTS PAID: 2,645,229.06

REPORT DATE 11/06/09

ACCOUNT 3875-7391 RULE OFF FROM 10/01/09 TO 10/31/09

RUN DATE 11/06/09 TIME 09 55

ACCOUNT NAME - CITI GIFT

PAID & OUTSTANDING

PAGE 1

SERIAL-NUM	PAID AMOUNT	PAID DTE	OUTSTANDING AMOUNT	ISSUE DATE	ADDITIONAL DATA	CODE	PLAN	FSI
16376			1,200 00	12/19/07				
17518			2,000 00	01/16/08				
20760			400 00	06/25/08				
20803			25,000 00	06/26/08				
21127			1,000 00	07/15/07	UNIVERSITY OF MARYLAND - SCHOO			
21127			1,000 00	07/16/08				
21205			9,200 00	07/23/08				
21538			500 00	08/27/07				
21538			500 00	08/29/08				
21600			1,000 00	09/03/07				
21600			1,000 00	09/05/08				
21668			250 00	09/10/07				
21672			2,100 00	09/10/07				
21672			2,100 00	09/12/08				
21694			500 00	09/10/07				
21694			500 00	09/12/08				
21734			1,000 00	09/12/07				
21734			1,000 00	09/16/08				
21830			500 00	09/19/07				
21830			500 00	09/23/08				
21849			2,000 00	09/18/07				
21849			2,000 00	09/23/08				
21914			250 00	09/29/07				
21914			250 00	10/01/08				
21962			500 00	10/03/07				
22095			500 00	10/09/07				
23329			250 00	12/16/08				
23358			900 00	12/16/08				
24405			1,000 00	01/15/09				
25854	5,000 00	10/26/09		04/17/09				
26053			5,000 00	05/01/09				
26953	10,000 00	10/16/09		06/30/09				
27001			2,600 00	07/07/09				
27003			573 00	07/07/09				
27293			1,500 00	08/03/09				
27407			500 00	08/11/09				
27410			250 00	08/11/09				
27433			10,250 00	08/17/09				
27435			6,000 00	08/17/09				
27478			1,000 00	08/17/09				
27500	250 00	10/09/09		08/17/09				
27582			400 00	08/26/09				
27652	10,000 00	10/14/09		09/08/09				
27653	700 00	10/21/09		09/08/09				
27672	500 00	10/01/09		09/08/09				
27677	1,000 00	10/01/09		09/08/09				
27683	3,000 00	10/08/09		09/10/09				

REPORT DATE 11/06/09

ACCOUNT 3875-7391 RULE OFF FROM 10/01/09 TO 10/31/09

RUN DATE 11/06/09 TIME 09.55

ACCOUNT NAME - CITI GIFT

PAID & OUTSTANDING

PAGE 2

SERIAL-NUM	PAID AMOUNT	PAID DTE	OUTSTANDING AMOUNT	ISSUE DATE	ADDITIONAL DATA	CODE	PLAN	FSI
27685	500 00	10/06/09		09/10/09				
27690	10,000 00	10/02/09		09/10/09				
27693	3,000.00	10/02/09		09/10/09				
27694	200 00	10/09/09		09/10/09				
27697	10,000 00	10/06/09		09/10/09				
27700	400 00	10/01/09		09/10/09				
27707	7,000 00	10/01/09		09/16/09				
27713	6,000.00	10/01/09		09/16/09				
27729	500.00	10/01/09		09/16/09				
27730	500 00	10/30/09		09/16/09				
27732	250 00	10/08/09		09/16/09				
27734	250.00	10/01/09		09/16/09				
27736	1,000 00	10/02/09		09/16/09				
27753	154,005.96	10/27/09		09/16/09				
27755	2,000.00	10/02/09		09/16/09				
27759	10,000 00	10/02/09		09/16/09				
27762	75,000 00	10/05/09		09/16/09				
27769	15,000 00	10/09/09		09/16/09				
27770	6,000.00	10/15/09		09/21/09				
27772	2,500.00	10/02/09		09/21/09				
27773	1,000 00	10/05/09		09/21/09				
27776	250 00	10/06/09		09/21/09				
27777	10,000.00	10/14/09		09/21/09				
27778	400 00	10/01/09		09/21/09				
27779			500 00	09/21/09				
27780	300 00	10/06/09		09/21/09				
27782	11,001 00	10/09/09		09/21/09				
27783	1,000 00	10/01/09		09/21/09				
27784			1,000 00	09/21/09				
27785	26,970 74	10/15/09		09/21/09				
27786	1,000 00	10/02/09		09/21/09				
27787			800 00	09/21/09				
27788	1,200 00	10/08/09		09/21/09				
27789	5,000 00	10/14/09		09/21/09				
27791	475 00	10/01/09		09/21/09				
27792	250 00	10/30/09		09/21/09				
27793	2,000 00	10/01/09		09/21/09				
27794	1,500 00	10/05/09		09/21/09				
27796	1,500 00	10/01/09		09/21/09				
27798	2,800.00	10/30/09		09/21/09				
27799	1,700 00	10/01/09		09/21/09				
27800	35,000 00	10/06/09		09/21/09				
27801	250 00	10/02/09		09/21/09				
27803	500.00	10/13/09		09/21/09				
27804	500 00	10/02/09		09/21/09				
27805	1,000 00	10/29/09		09/21/09				
27806	20,000.00	10/01/09		09/21/09				

REPORT DATE 11/06/09

ACCOUNT 3875-7391 RULE OFF FROM 10/01/09 TO 10/31/09

RUN DATE 11/06/09 TIME 09:55

PAID & OUTSTANDING

PAGE 3

ACCOUNT NAME - CITI GIFT

SERIAL-NUM	PAID AMOUNT	PAID DTE	OUTSTANDING AMOUNT	ISSUE DATE	ADDITIONAL DATA	CODE	PLAN	FSI
27807	2,500.00	10/01/09		09/21/09				
27808	250.00	10/07/09		09/21/09				
27809	6,250.00	10/06/09		09/21/09				
27811	1,500.00	10/02/09		09/21/09				
27812	315.00	10/02/09		09/21/09				
27814	3,000.00	10/13/09		09/21/09				
27816	1,000.00	10/01/09		09/21/09				
27818	50,000.00	10/01/09		09/21/09				
27819	2,000.00	10/06/09		09/21/09				
27820	2,000.00	10/01/09		09/21/09				
27824	1,000.00	10/02/09		09/21/09				
27825	1,000.00	10/16/09		09/21/09				
27826	500.00	10/16/09		09/21/09				
27827	500.00	10/14/09		09/21/09				
27828	500.00	10/01/09		09/21/09				
27830	250.00	10/01/09		09/21/09				
27831	250.00	10/08/09		09/21/09				
27832	500.00	10/01/09		09/21/09				
27835	250.00	10/07/09		09/23/09				
27837	1,000.00	10/09/09		09/23/09				
27838			500.00	09/23/09				
27839	5,000.00	10/06/09		09/25/09				
27840	2,000.00	10/06/09		09/25/09				
27841	750.00	10/15/09		09/25/09				
27842	1,000.00	10/09/09		09/25/09				
27843	7,400.00	10/07/09		09/25/09				
27844	9,000.00	10/09/09		09/25/09				
27845	1,500.00	10/06/09		09/25/09				
27846	1,200.00	10/21/09		09/25/09				
27847	5,000.00	10/14/09		09/25/09				
27848	10,000.00	10/13/09		09/25/09				
27849	1,000.00	10/07/09		09/25/09				
27850	10,000.00	10/07/09		09/25/09				
27851	25,000.00	10/07/09		09/25/09				
27852	5,000.00	10/07/09		09/25/09				
27853	4,000.00	10/14/09		09/25/09				
27854	1,000.00	10/14/09		09/25/09				
27855	5,000.00	10/07/09		09/25/09				
27856	500.00	10/08/09		09/25/09				
27857			20,000.00	09/25/09				
27858			1,000.00	09/25/09				
27859	750.00	10/14/09		09/25/09				
27860	5,000.00	10/14/09		09/25/09				
27861	1,000.00	10/28/09		09/25/09				
27862	1,000.00	10/08/09		09/25/09				
27863	1,000.00	10/06/09		09/25/09				
27864	5,000.00	10/14/09		09/25/09				

REPORT DATE 11/06/09

ACCOUNT 3875-7391 RULE OFF FROM 10/01/09 TO 10/31/09

RUN DATE 11/06/09 TIME 09 55

ACCOUNT NAME - CITI GIFT

PAID & OUTSTANDING

PAGE 4

SERIAL-NUM	PAID AMOUNT	PAID DTE	OUTSTANDING AMOUNT	ISSUE DATE	ADDITIONAL DATA	CODE	PLAN	FSI
27865	1,000 00	10/15/09		09/25/09				
27866	50,000 00	10/30/09		09/25/09				
27867	2,500 00	10/06/09		09/25/09				
27868			5,000 00	09/25/09				
27869	1,200 00	10/07/09		09/25/09				
27870	1,200 00	10/07/09		09/25/09				
27871	9,850 00	10/15/09		09/25/09				
27872	51,000 00	10/06/09		09/25/09				
27873	3,300 00	10/06/09		09/25/09				
27874	2,000 00	10/20/09		09/25/09				
27875	4,000 00	10/15/09		09/25/09				
27876	500 00	10/06/09		09/25/09				
27877	1,000 00	10/14/09		09/25/09				
27878	1,000 00	10/07/09		09/25/09				
27879	2,500 00	10/15/09		09/25/09				
27880	5,000 00	10/07/09		09/25/09				
27881	500 00	10/08/09		09/25/09				
27882	250 00	10/13/09		09/25/09				
27883	21,316 80	10/02/09		09/25/09				
27884	15,000 00	10/07/09		09/25/09				
27885	3,000 00	10/08/09		09/25/09				
27886			3,000 00	09/25/09				
27887	24,621 18	10/02/09		09/25/09				
27888	600 00	10/13/09		09/25/09				
27889	2,000 00	10/08/09		09/25/09				
27890	1,000 00	10/08/09		09/25/09				
27891	650 00	10/15/09		09/25/09				
27892	1,000 00	10/14/09		09/25/09				
27893	1,000 00	10/14/09		09/25/09				
27894	1,000 00	10/08/09		09/25/09				
27895	1,000 00	10/07/09		09/25/09				
27896			1,000 00	09/25/09				
27897	5,000 00	10/08/09		09/25/09				
27898	2,500 00	10/20/09		09/25/09				
27899	2,000 00	10/07/09		09/25/09				
27900	500 00	10/09/09		09/25/09				
27901	750 00	10/13/09		09/25/09				
27902	3,000 00	10/07/09		09/25/09				
27903	1,100 00	10/06/09		09/25/09				
27904	1,500 00	10/07/09		09/25/09				
27905	25,000 00	10/16/09		09/25/09				
27906	10,000 00	10/23/09		09/25/09				
27907	5,000 00	10/07/09		09/25/09				
27908	5,000 00	10/08/09		09/25/09				
27909			1,500 00	09/25/09				
27910	4,500 00	10/06/09		09/25/09				
27911	500 00	10/07/09		09/25/09				

REPORT DATE 11/06/09

ACCOUNT 3875-7391 RULE OFF FROM 10/01/09 TO 10/31/09

RUN DATE 11/06/09 TIME 09 55

PAID & OUTSTANDING

PAGE 5

ACCOUNT NAME - CITI GIFT

SERIAL-NUM	PAID AMOUNT	PAID DTE	OUTSTANDING AMOUNT	ISSUE DATE	ADDITIONAL DATA	CODE	PLAN	FSI
27912	500 00	10/14/09		09/25/09				
27913	50,000 00	10/15/09		09/25/09				
27914	1,000 00	10/06/09		09/25/09				
27915	5,000.00	10/09/09		09/25/09				
27916	1,000 00	10/14/09		09/25/09				
27917	1,000 00	10/08/09		09/25/09				
27918	1,000.00	10/13/09		09/25/09				
27919	5,000 00	10/08/09		09/25/09				
27920	2,000 00	10/13/09		09/28/09				
27921	160,678 56	10/01/09		09/28/09				
27922	500 00	10/13/09		09/28/09				
27923	400 00	10/07/09		09/28/09				
27924	250 00	10/16/09		09/28/09				
27925	20,000 00	10/13/09		09/28/09				
27926	500 00	10/13/09		09/28/09				
27927	10,000 00	10/27/09		09/28/09				
27928	2,305 00	10/06/09		09/28/09				
27929	1,000 00	10/08/09		09/28/09				
27930	1,000 00	10/08/09		09/28/09				
27931			1,000 00	09/28/09				
27932	12,752 00	10/15/09		09/28/09				
27933	1,200 00	10/08/09		09/28/09				
27934	1,200 00	10/13/09		09/28/09				
27935	500 00	10/13/09		09/28/09				
27936	500 00	10/14/09		09/28/09				
27937			250 00	09/28/09				
27938	600 00	10/08/09		09/28/09				
27939	300,000 00	10/05/09		09/28/09				
27940	100,000 00	10/01/09		09/28/09				
27941	6,000 00	10/08/09		09/28/09				
27942	25,000 00	10/14/09		09/28/09				
27943	5,000 00	10/09/09		09/28/09				
27944	2,000 00	10/19/09		09/28/09				
27945	2,500 00	10/07/09		09/28/09				
27946	2,500 00	10/07/09		09/28/09				
27947	20,000.00	10/08/09		09/29/09				
27948	250 00	10/19/09		10/05/09				
27949	1,000 00	10/15/09		10/05/09				
27950	800 00	10/19/09		10/05/09				
27951	2,500 00	10/15/09		10/05/09				
27952	2,500 00	10/29/09		10/05/09				
27953	1,500 00	10/13/09		10/05/09				
27954	500 00	10/13/09		10/05/09				
27955	30,000 00	10/13/09		10/05/09				
27956	5,000 00	10/13/09		10/05/09				
27957	10,000 00	10/21/09		10/05/09				
27958	1,500 00	10/14/09		10/05/09				

REPORT DATE 11/06/09

ACCOUNT 3875-7391 RULE OFF FROM 10/01/09 TO 10/31/09

RUN DATE 11/06/09 TIME 09.55

PAID & OUTSTANDING

PAGE 6

ACCOUNT NAME - CITI GIFT

SERIAL-NUM	PAID AMOUNT	PAID DTE	OUTSTANDING AMOUNT	ISSUE DATE	ADDITIONAL DATA	CODE	PLAN	FSI
27959	500 00	10/16/09		10/05/09				
27960	10,000 00	10/15/09		10/05/09				
27961	50,000 00	10/16/09		10/05/09				
27962	500 00	10/21/09		10/05/09				
27963	720 00	10/19/09		10/05/09				
27964	1,200 00	10/14/09		10/05/09				
27965	5,000 00	10/14/09		10/05/09				
27966	3,000 00	10/14/09		10/05/09				
27967	50,000 00	10/14/09		10/05/09				
27968	500.00	10/19/09		10/05/09				
27969			10,000.00	10/05/09				
27970	5,000 00	10/13/09		10/05/09				
27971	2,500 00	10/15/09		10/05/09				
27972	1,000 00	10/15/09		10/05/09				
27973	3,500 00	10/15/09		10/05/09				
27974	1,000 00	10/21/09		10/05/09				
27975	1,000 00	10/13/09		10/05/09				
27976	25,000 00	10/15/09		10/05/09				
27977	2,000 00	10/19/09		10/05/09				
27978	40,000 00	10/15/09		10/05/09				
27979			10,000 00	10/05/09				
27980	1,000 00	10/15/09		10/05/09				
27981	6,093 10	10/14/09		10/05/09				
27982	1,215 04	10/20/09		10/05/09				
27983	5,000 00	10/15/09		10/05/09				
27984	2,000 00	10/16/09		10/05/09				
27985	2,000 00	10/26/09		10/05/09				
27986	1,000 00	10/20/09		10/05/09				
27987	2,000 00	10/13/09		10/05/09				
27988	8,000 00	10/14/09		10/05/09				
27989	250 00	10/16/09		10/05/09				
27990	250 00	10/16/09		10/05/09				
27991	500 00	10/14/09		10/07/09				
27992	20,000 00	10/26/09		10/07/09				
27993	1,349,957 16	10/14/09		10/07/09				
27994	400 00	10/20/09		10/07/09				
27995	250 00	10/16/09		10/07/09				
27996	1,000 00	10/27/09		10/07/09				
27997	15,000.00	10/15/09		10/07/09				
27998	1,500 00	10/23/09		10/07/09				
27999	2,500.00	10/20/09		10/07/09				
28000	1,000.00	10/20/09		10/07/09				
28001	5,000 00	10/14/09		10/07/09				
28002	500 00	10/22/09		10/07/09				
28003	2,500 00	10/15/09		10/07/09				
28004	5,000.00	10/19/09		10/07/09				
28005	25,000 00	10/27/09		10/07/09				

REPORT DATE 11/06/09

ACCOUNT 3875-7391 RULE OFF FROM 10/01/09 TO 10/31/09

RUN DATE 11/06/09 TIME 09 55

PAID & OUTSTANDING

PAGE 7

ACCOUNT NAME - CITI GIFT

SERIAL-NUM	PAID AMOUNT	PAID DTE	OUTSTANDING AMOUNT	ISSUE DATE	ADDITIONAL DATA	CODE	PLAN	FSI
28006	1,000 00	10/15/09		10/07/09				
28007	500 00	10/15/09		10/07/09				
28008	2,000 00	10/20/09		10/07/09				
28009	250 00	10/14/09		10/07/09				
28010	250 00	10/23/09		10/07/09				
28011	250 00	10/16/09		10/07/09				
28012	13,687 85	10/14/09		10/07/09				
28013	1,000 00	10/19/09		10/07/09				
28014	1,000 00	10/16/09		10/07/09				
28015	1,000 00	10/20/09		10/07/09				
28016	1,000 00	10/19/09		10/07/09				
28017	3,000 00	10/21/09		10/07/09				
28018	5,000 00	10/21/09		10/07/09				
28019	5,000 00	10/21/09		10/07/09				
28020	500 00	10/21/09		10/07/09				
28021	500 00	10/19/09		10/07/09				
28022	1,500 00	10/20/09		10/07/09				
28023	5,000 00	10/21/09		10/07/09				
28024	250 00	10/14/09		10/07/09				
28025	1,000 00	10/20/09		10/07/09				
28026	800 00	10/19/09		10/07/09				
28027	1,000 00	10/26/09		10/07/09				
28028	500 00	10/16/09		10/07/09				
28029	500 00	10/28/09		10/07/09				
28030	5,000 00	10/21/09		10/12/09				
28031	250 00	10/20/09		10/12/09				
28032	1,000 00	10/23/09		10/12/09				
28033	10,000.00	10/21/09		10/12/09				
28034	1,000 00	10/27/09		10/12/09				
28035			300 00	10/12/09				
28036	5,000 00	10/28/09		10/12/09				
28037	23,374 71	10/20/09		10/12/09				
28038	1,500.00	10/20/09		10/12/09				
28039	1,000.00	10/21/09		10/12/09				
28040	1,000 00	10/23/09		10/12/09				
28041	4,000 00	10/19/09		10/12/09				
28042	250 00	10/28/09		10/12/09				
28043	250 00	10/21/09		10/12/09				
28044	250 00	10/22/09		10/12/09				
28045	500 00	10/19/09		10/12/09				
28046	250 00	10/19/09		10/12/09				
28047	400 00	10/27/09		10/12/09				
28048	10,000 00	10/21/09		10/12/09				
28049			1,900 00	10/12/09				
28050	2,390 00	10/20/09		10/12/09				
28051	1,000 00	10/29/09		10/12/09				
28052	10,000 00	10/22/09		10/12/09				

REPORT DATE 11/06/09

ACCOUNT 3875-7391 RULE OFF FROM 10/01/09 TO 10/31/09

RUN DATE 11/06/09 TIME 09 55

PAID & OUTSTANDING

PAGE 8

ACCOUNT NAME - CITI GIFT

SERIAL-NUM	PAID AMOUNT	PAID DTE	OUTSTANDING AMOUNT	ISSUE DATE	ADDITIONAL DATA	CODE	PLAN	FSI
28053	2,000 00	10/20/09		10/12/09				
28054	2,500 00	10/27/09		10/12/09				
28055	1,000 00	10/27/09		10/12/09				
28056	5,156 25	10/21/09		10/12/09				
28057			2,720 00	10/12/09				
28058	1,000 00	10/26/09		10/12/09				
28059	2,000 00	10/20/09		10/12/09				
28060			2,000 00	10/12/09				
28061			1,000 00	10/12/09				
28062	1,800 00	10/26/09		10/14/09				
28063	3,500 00	10/28/09		10/14/09				
28064	500 00	10/29/09		10/14/09				
28065			2,500 00	10/14/09				
28066	1,000 00	10/23/09		10/14/09				
28067	2,000 00	10/22/09		10/14/09				
28068	2,000 00	10/27/09		10/14/09				
28069			1,000 00	10/14/09				
28070	4,000 00	10/20/09		10/14/09				
28071			12,500 00	10/14/09				
28072			1,000 00	10/14/09				
28073	20,000 00	10/21/09		10/14/09				
28074	1,000 00	10/22/09		10/14/09				
28075	350 00	10/28/09		10/14/09				
28076	1,996 34	10/29/09		10/14/09				
28077	500 00	10/26/09		10/14/09				
28078	250 00	10/27/09		10/14/09				
28079	2,500 00	10/29/09		10/14/09				
28080	590 00	10/27/09		10/14/09				
28081	300 00	10/23/09		10/14/09				
28082			1,000 00	10/14/09				
28083	25,000 00	10/22/09		10/14/09				
28084	250 00	10/20/09		10/14/09				
28085	250 00	10/22/09		10/14/09				
28086	500 00	10/27/09		10/14/09				
28087	5,000 00	10/26/09		10/14/09				
28088	2,000 00	10/26/09		10/14/09				
28089	3,750 00	10/28/09		10/14/09				
28090	250 00	10/21/09		10/14/09				
28091	850 00	10/22/09		10/14/09				
28092	650 00	10/22/09		10/14/09				
28093	250 00	10/28/09		10/14/09				
28094	2,500 00	10/27/09		10/14/09				
28095			1,000 00	10/14/09				
28096			250 00	10/14/09				
28097			250 00	10/14/09				
28098	250 00	10/29/09		10/14/09				
28099	1,000 00	10/22/09		10/14/09				

REPORT DATE 11/06/09

ACCOUNT 3875-7391 RULE OFF FROM 10/01/09 TO 10/31/09

RUN DATE 11/06/09 TIME 09 55

PAID & OUTSTANDING

PAGE 9

ACCOUNT NAME - CITI GIFT

SERIAL-NUM	PAID AMOUNT	PAID DTE	OUTSTANDING AMOUNT	ISSUE DATE	ADDITIONAL DATA	CODE	PLAN	FSI
28100	2,644 97	10/28/09		10/14/09				
28101	1,500 00	10/27/09		10/14/09				
28102	3,500 00	10/21/09		10/14/09				
28103	2,500 00	10/22/09		10/14/09				
28104	500 00	10/23/09		10/14/09				
28105	10,000 00	10/21/09		10/14/09				
28106			600 00	10/16/09				
28107			500 00	10/16/09				
28108	1,000 00	10/23/09		10/16/09				
28109	2,500 00	10/23/09		10/16/09				
28110			2,500 00	10/16/09				
28111			1,000 00	10/16/09				
28112			1,000 00	10/16/09				
28113	500 00	10/28/09		10/16/09				
28114	250 00	10/28/09		10/16/09				
28115			500 00	10/16/09				
28116			1,000 00	10/16/09				
28117			1,000 00	10/16/09				
28118			250 00	10/16/09				
28119			500 00	10/16/09				
28120	6,000 00	10/27/09		10/16/09				
28121	2,000 00	10/29/09		10/16/09				
28122			5,000 00	10/16/09				
28123	6,199 41	10/22/09		10/16/09				
28124			1,000 00	10/16/09				
28125	1,000 00	10/28/09		10/16/09				
28126			500 00	10/16/09				
28127			1,000 00	10/16/09				
28128			250 00	10/16/09				
28129	6,400 00	10/28/09		10/16/09				
28130	250 00	10/23/09		10/16/09				
28131	1,000 00	10/30/09		10/16/09				
28132			500 00	10/16/09				
28133	2,000 00	10/26/09		10/16/09				
28135			1,500 00	10/16/09				
28136			2,000 00	10/16/09				
28137	1,000 00	10/26/09		10/16/09				
28138	625 00	10/28/09		10/16/09				
28139	1,000 00	10/26/09		10/16/09				
28140	250 00	10/27/09		10/16/09				
28141			1,000 00	10/16/09				
28142			1,000 00	10/16/09				
28143	1,500 00	10/28/09		10/16/09				
28144			300 00	10/16/09				
28145			500 00	10/16/09				
28146			600 00	10/16/09				
28147	50,000 00	10/29/09		10/16/09				

REPORT DATE 11/06/09

ACCOUNT 3875-7391 RULE OFF FROM 10/01/09 TO 10/31/09

RUN DATE 11/06/09 TIME 09 55

PAID & OUTSTANDING

PAGE 10

ACCOUNT NAME - CITI GIFT

SERIAL-NUM	PAID AMOUNT	PAID DTE	OUTSTANDING AMOUNT	ISSUE DATE	ADDITIONAL DATA	CODE	PLAN	FSI
28148	1,000 00	10/30/09		10/16/09				
28149	500 00	10/29/09		10/16/09				
28150			500 00	10/16/09				
28151	5,000 00	10/27/09		10/16/09				
28152	10,000 00	10/27/09		10/16/09				
28153			500 00	10/16/09				
28154	500 00	10/23/09		10/16/09				
28155			250 00	10/16/09				
28156			1,000 00	10/16/09				
28157	1,400 00	10/27/09		10/16/09				
28158			500 00	10/16/09				
28159			500.00	10/16/09				
28160	2,000 00	10/29/09		10/16/09				
28161			300 00	10/16/09				
28162	12,000 00	10/23/09		10/16/09				
28163	4,000 00	10/27/09		10/16/09				
28164	1,305 00	10/28/09		10/16/09				
28165			3,000 00	10/16/09				
28166	1,000 00	10/27/09		10/16/09				
28167	1,300 00	10/26/09		10/16/09				
28168	5,000 00	10/27/09		10/16/09				
28169			5,000 00	10/16/09				
28170			400 00	10/16/09				
28171	300 00	10/26/09		10/16/09				
28172	500 00	10/29/09		10/16/09				
28173	1,000 00	10/27/09		10/16/09				
28174			2,000 00	10/16/09				
28175	1,500 00	10/30/09		10/16/09				
28176	1,000 00	10/28/09		10/16/09				
28177	750.00	10/28/09		10/16/09				
28178			450 00	10/16/09				
28179			2,000 00	10/16/09				
28180	3,000 00	10/27/09		10/16/09				
28181	1,000 00	10/30/09		10/16/09				
28182			1,800 00	10/16/09				
28183			2,405 00	10/16/09				
28184	3,500 00	10/27/09		10/16/09				
28185	1,200 00	10/28/09		10/16/09				
28186	1,000 00	10/28/09		10/16/09				
28187	10,000 00	10/30/09		10/16/09				
28188	300 00	10/23/09		10/16/09				
28189	500 00	10/26/09		10/16/09				
28190	5,000 00	10/26/09		10/16/09				
28191	1,500 00	10/29/09		10/16/09				
28192	1,800 00	10/27/09		10/16/09				
28193	1,000 00	10/27/09		10/16/09				
28194			1,000 00	10/16/09				

REPORT DATE 11/06/09

ACCOUNT 3875-7391 RULE OFF FROM 10/01/09 TO 10/31/09

RUN DATE 11/06/09 TIME 09 55

ACCOUNT NAME - CITI GIFT

PAID & OUTSTANDING

PAGE 11

SERIAL-NUM	PAID AMOUNT	PAID DTE	OUTSTANDING AMOUNT	ISSUE DATE	ADDITIONAL DATA	CODE	PLAN	FSI
28195	250 00	10/28/09		10/16/09				
28196			1,000 00	10/16/09				
28197	5,750 00	10/27/09		10/16/09				
28198	750 00	10/30/09		10/16/09				
28199			250 00	10/16/09				
28200	500.00	10/29/09		10/16/09				
28201			1,200 00	10/16/09				
28202			2,500 00	10/16/09				
28203			1,000 00	10/16/09				
28204	250 00	10/26/09		10/16/09				
28205			250 00	10/16/09				
28206	250.00	10/26/09		10/16/09				
28207			250 00	10/16/09				
28208	1,000 00	10/23/09		10/16/09				
28209			250.00	10/16/09				
28210	1,000 00	10/28/09		10/16/09				
28211	250 00	10/27/09		10/16/09				
28212	250 00	10/26/09		10/16/09				
28213	1,000 00	10/27/09		10/16/09				
28214	250 00	10/30/09		10/16/09				
28215	250.00	10/29/09		10/16/09				
28216			1,000 00	10/16/09				
28217	10,000 00	10/30/09		10/16/09				
28218			1,000 00	10/16/09				
28219			500.00	10/16/09				
28220			250 00	10/16/09				
28221			500 00	10/16/09				
28222			1,000 00	10/16/09				
28223	250 00	10/30/09		10/16/09				
28224			250 00	10/16/09				
28225	250 00	10/26/09		10/16/09				
28226			250.00	10/16/09				
28227	10,000 00	10/28/09		10/16/09				
28228			8,000 00	10/16/09				
28229	2,750.00	10/27/09		10/16/09				
28230	3,500 00	10/27/09		10/16/09				
28231	1,550 00	10/26/09		10/16/09				
28232	2,500 00	10/28/09		10/16/09				
28233			1,000 00	10/16/09				
28234	1,000 00	10/26/09		10/16/09				
28235	1,000 00	10/30/09		10/16/09				
28236	250.00	10/27/09		10/16/09				
28237	250 00	10/28/09		10/16/09				
28238			250 00	10/16/09				
28239			250 00	10/16/09				
28240	250 00	10/26/09		10/16/09				
28241	250 00	10/26/09		10/16/09				

REPORT DATE 11/06/09

ACCOUNT 3875-7391 RULE OFF FROM 10/01/09 TO 10/31/09

RUN DATE 11/06/09 TIME 09 55

PAID & OUTSTANDING

PAGE 12

ACCOUNT NAME - CITI GIFT

SERIAL-NUM	PAID AMOUNT	PAID DTE	OUTSTANDING AMOUNT	ISSUE DATE	ADDITIONAL DATA	CODE	PLAN	FSI
28242			250 00	10/16/09				
28243	250 00	10/26/09		10/16/09				
28244	250 00	10/27/09		10/16/09				
28245	250 00	10/29/09		10/16/09				
28246	500 00	10/23/09		10/16/09				
28247	250 00	10/26/09		10/16/09				
28248	250 00	10/28/09		10/16/09				
28249	500 00	10/22/09		10/16/09				
28250			250 00	10/16/09				
28251	250 00	10/26/09		10/16/09				
28252	500 00	10/28/09		10/16/09				
28253	250 00	10/23/09		10/16/09				
28254			250 00	10/16/09				
28255	250 00	10/29/09		10/16/09				
28256			250 00	10/16/09				
28257	250 00	10/27/09		10/16/09				
28258	250 00	10/28/09		10/16/09				
28259			250 00	10/16/09				
28260			250 00	10/16/09				
28261			250 00	10/16/09				
28262			2,500 00	10/16/09				
28263	750 00	10/28/09		10/16/09				
28264	1,000 00	10/27/09		10/16/09				
28265			500 00	10/16/09				
28266	5,000 00	10/27/09		10/20/09				
28267			1,000 00	10/20/09				
28268			1,000 00	10/20/09				
28269	500 00	10/29/09		10/20/09				
28270			500 00	10/20/09				
28271	1,200 00	10/28/09		10/20/09				
28272	500 00	10/28/09		10/20/09				
28273	1,500 00	10/28/09		10/20/09				
28274			1,000 00	10/20/09				
28275	500 00	10/30/09		10/20/09				
28276			10,000 00	10/20/09				
28277			2,000 00	10/20/09				
28278	500 00	10/29/09		10/20/09				
28279	5,000 00	10/30/09		10/20/09				
28280	5,000 00	10/28/09		10/20/09				
28281	1,000 00	10/28/09		10/20/09				
28282	500 00	10/29/09		10/20/09				
28283			2,000 00	10/20/09				
28284	500 00	10/29/09		10/20/09				
28285	5,000 00	10/28/09		10/20/09				
28286			1,000 00	10/20/09				
28287	250 00	10/28/09		10/20/09				
28288			251 00	10/20/09				

REPORT DATE 11/06/09

ACCOUNT 3875-7391 RULE OFF FROM 10/01/09 TO 10/31/09

RUN DATE 11/06/09 TIME 09 55

PAID & OUTSTANDING

PAGE 13

ACCOUNT NAME - CITI GIFT

SERIAL-NUM	PAID AMOUNT	PAID DTE	OUTSTANDING AMOUNT	ISSUE DATE	ADDITIONAL DATA	CODE	PLAN	FSI
28289			250 00	10/20/09				
28290			1,000 00	10/20/09				
28291	4,000 00	10/28/09		10/20/09				
28292	2,500 00	10/30/09		10/20/09				
28293	250 00	10/29/09		10/20/09				
28294			5,000 00	10/20/09				
28295	2,500 00	10/28/09		10/20/09				
28296	1,000 00	10/28/09		10/20/09				
28297			1,000 00	10/20/09				
28298	500 00	10/30/09		10/20/09				
28299			500 00	10/20/09				
28300			500 00	10/20/09				
28301			1,000 00	10/20/09				
28302			1,500 00	10/20/09				
28303	500 00	10/28/09		10/20/09				
28304			35,000 00	10/22/09				
28305	250 00	10/28/09		10/22/09				
28306			1,000 00	10/22/09				
28307	1,650 00	10/29/09		10/22/09				
28308			250 00	10/22/09				
28309	750 00	10/30/09		10/22/09				
28310			5,000.00	10/22/09				
28311			1,000 00	10/22/09				
28312			500 00	10/22/09				
28313	360 00	10/28/09		10/22/09				
28314			600 00	10/22/09				
28315			5,000 00	10/22/09				
28316	3,000 00	10/28/09		10/22/09				
28317			10,000 00	10/22/09				
28318			12,000.00	10/22/09				
28319	1,000 00	10/28/09		10/22/09				
28320	250 00	10/27/09		10/22/09				
28321	3,000 00	10/28/09		10/22/09				
28322			500 00	10/22/09				
28323			400 00	10/22/09				
28324	6,000 00	10/30/09		10/22/09				
28325	15,000 00	10/28/09		10/22/09				
28326			5,000 00	10/22/09				
28327	25,000 00	10/28/09		10/22/09				
28328			6,000.00	10/22/09				
28329			10,000.00	10/22/09				
28330	20,000 00	10/29/09		10/22/09				
28331			250 00	10/22/09				
28332	750 00	10/28/09		10/22/09				
28333			10,000 00	10/22/09				
28334	5,000 00	10/29/09		10/22/09				
28335			5,000 00	10/22/09				

REPORT DATE 11/06/09

ACCOUNT 3875-7391 RULE OFF FROM 10/01/09 TO 10/31/09

RUN DATE 11/06/09 TIME 09 55

PAID & OUTSTANDING

PAGE 14

ACCOUNT NAME - CITI GIFT

SERIAL-NUM	PAID AMOUNT	PAID DTE	OUTSTANDING AMOUNT	ISSUE DATE	ADDITIONAL DATA	CODE	PLAN	FSI
28336	1,000 00	10/28/09		10/22/09				
28337	27,734 03	10/29/09		10/22/09				
28338			1,500 00	10/22/09				
28339			1,000 00	10/22/09				
28340			20,000 00	10/22/09				
28341	250 00	10/28/09		10/22/09				
28342			1,250 00	10/22/09				
28343			1,500 00	10/22/09				
28344			1,000 00	10/22/09				
28345			1,000 00	10/22/09				
28346	1,000.00	10/27/09		10/22/09				
28347			1,000 00	10/22/09				
28348	5,000 00	10/30/09		10/22/09				
28349			10,000 00	10/22/09				
28350	1,000 00	10/30/09		10/22/09				
28351	1,000 00	10/30/09		10/22/09				
28352			5,000 00	10/22/09				
28353	500 00	10/28/09		10/22/09				
28354	5,000 00	10/28/09		10/22/09				
28355			35,000 00	10/26/09				
28356			12,000 00	10/26/09				
28357			500 00	10/26/09				
28358			500 00	10/26/09				
28359			1,000 00	10/26/09				
28360			500 00	10/26/09				
28361			500 00	10/26/09				
28362			3,000 00	10/26/09				
28363			18,263 55	10/26/09				
28364			5,000 00	10/26/09				
28365			5,000 00	10/26/09				
28366			50,000 00	10/26/09				
28367			200,000 00	10/26/09				
28368			5,000 00	10/26/09				
28369			5,000 00	10/26/09				
28370			4,000 00	10/26/09				
28371			25,000 00	10/26/09				
28372			1,500 00	10/26/09				
28373			65,000 00	10/26/09				
28374			45,000 00	10/26/09				
28375			15,750 00	10/26/09				
28376			250 00	10/26/09				
28377			500 00	10/26/09				
28378			2,500 00	10/26/09				
28379			1,200 00	10/26/09				
28380			25,000 00	10/26/09				
28381			250 00	10/26/09				
28382			5,000 00	10/26/09				

REPORT DATE 11/06/09

ACCOUNT 3875-7391 RULE OFF FROM 10/01/09 TO 10/31/09

RUN DATE 11/06/09 TIME 09 55

ACCOUNT NAME - CITI GIFT

PAID & OUTSTANDING

PAGE 15

SERIAL-NUM	PAID AMOUNT	PAID DTE	OUTSTANDING AMOUNT	ISSUE DATE	ADDITIONAL DATA	CODE	PLAN	FSI
28383			20,000 00	10/26/09				
28384			2,500 00	10/26/09				
28385			1,000 00	10/26/09				
28386			250 00	10/26/09				
28387			250 00	10/26/09				
28388			250 00	10/26/09				
28389			1,200 00	10/26/09				
28390			1,000.00	10/26/09				
28391			250 00	10/26/09				
28392			250 00	10/26/09				
28393			250 00	10/26/09				
28394			10,000 00	10/26/09				
28395			5,000 00	10/26/09				
28396			5,000 00	10/26/09				
28398			500 00	10/26/09				
28399			2,100 00	10/26/09				
28400			2,500 00	10/26/09				
28401			250 00	10/29/09				
28402			250 00	10/29/09				
28403			20,000 00	10/29/09				
28404			250 00	10/29/09				
28405			1,000 00	10/29/09				
28406			10,000 00	10/29/09				
28407			6,500 00	10/29/09				
28408			7,000 00	10/29/09				
28409			4,000 00	10/29/09				
28410			5,000 00	10/29/09				
28411			5,000 00	10/29/09				
28412			5,000 00	10/29/09				
28413			5,000 00	10/29/09				
28414			1,000 00	10/29/09				
28415			2,500 00	10/29/09				
28416			2,500 00	10/29/09				
28417			2,000 00	10/29/09				
28418			1,000 00	10/29/09				
28419			1,000 00	10/29/09				
28420			5,000 00	10/29/09				
28421			5,000.00	10/29/09				
28422			1,200 00	10/29/09				
28423			5,000.00	10/29/09				
28424			30,000 00	10/29/09				
28425			2,500 00	10/29/09				
28426			5,000 00	10/29/09				
28427			5,000 00	10/29/09				
28428			50,000 00	10/29/09				
28429			65,000 00	10/29/09				
28430			5,000 00	10/29/09				

REPORT DATE 11/06/09

ACCOUNT 3875-7391 RULE OFF FROM 10/01/09 TO 10/31/09

RUN DATE 11/06/09 TIME 09 55

PAID & OUTSTANDING

PAGE 16

ACCOUNT NAME - CITI GIFT

SERIAL-NUM	PAID AMOUNT	PAID DTE	OUTSTANDING AMOUNT	ISSUE DATE	ADDITIONAL DATA	CODE	PLAN	FSI
28431			1,000 00	10/29/09				
28432			5,000 00	10/29/09				
28433			2,500 00	10/29/09				
28434			1,000 00	10/29/09				
28435			500 00	10/29/09				
28436			250 00	10/29/09				
28437			3,000 00	10/29/09				
28438			3,000 00	10/29/09				
28439			5,000 00	10/29/09				
28440			1,000 00	10/29/09				
28441			1,000 00	10/29/09				
28442			2,000 00	10/29/09				
28443			1,250 00	10/29/09				
28444			250 00	10/29/09				
28445			15,000 00	10/29/09				
28446			1,000 00	10/29/09				
28447			5,000 00	10/29/09				
28448			1,000 00	10/29/09				
28449			5,000.00	10/29/09				
28450			1,800 00	10/29/09				
28451			1,000 00	10/29/09				
28452			700 00	10/29/09				
28453			500 00	10/29/09				
28454			2,000 00	10/29/09				
28455			10,000 00	10/29/09				
28456			5,000 00	10/29/09				
28457			1,000 00	10/29/09				
28458			2,500 00	10/29/09				
REPORT TOTAL	3,998,940.10	ITEMS	451	1,342,212	55 ITEMS	282		

REPORT DATE 11/06/09

ACCOUNT 3875-7391 RULE OFF FROM 10/01/09 TO 10/31/09

RUN DATE 11/06/09 TIME 09 55

ACCOUNT NAME - CITI GIFT

ISSUANCE SUMMARY

PAGE 1

ADDITIONAL CHECKS ISSUED

SERIAL-NUM	ISSUE AMOUNT	ISS DATE	SERIAL-NUM	ISSUE AMOUNT	ISS DATE	SERIAL-NUM	ISSUE AMOUNT	ISS DATE
			TOTAL	0 00	ITEMS	0		

REPORT DATE 11/06/09

ACCOUNT 3875-7391 RULE OFF FROM 10/01/09 TO 10/31/09

RUN DATE 11/06/09 TIME 09 55

ISSUANCE SUMMARY

PAGE 1

ACCOUNT NAME - CITI GIFT

ISSUED CHECKS VOIDED

SERIAL-NUM	ISSUE AMOUNT	ISS DATE	REASON	SERIAL-NUM	ISSUE AMOUNT	ISS DATE	REASON
26432	500 00	05/26/09	STOPPED 10/23/09	26761	2,100 00	06/16/09	STOPPED 10/23/09
26883	2,500 00	06/23/09	STOPPED 10/23/09	27515	10,000 00	08/20/09	STOPPED 10/13/09
27686	2,500 00	09/10/09	STOPPED 10/26/09	27836	5,000 00	09/23/09	STOPPED 10/27/09
28134	5,000 00	10/16/09	STOPPED 10/27/09				
				TOTAL	27,600 00	ITEMS	7

REPORT DATE 11/06/09

ACCOUNT 3875-7391 RULE OFF FROM 10/01/09 TO 10/31/09

RUN DATE 11/06/09 TIME 09.55

ISSUANCE SUMMARY

PAGE 1

ACCOUNT NAME - CITI GIFT

AGED ITEMS VOIDED

SERIAL-NUM	ISSUE AMOUNT	ISS DATE	REASON	SERIAL-NUM	ISSUE AMOUNT	ISS DATE	REASON
				TOTAL	0 00	ITEMS	0

REPORT DATE 11/06/09

ACCOUNT 3875-7391 RULE OFF FROM 10/01/09 TO 10/31/09

RUN DATE 11/06/09 TIME 09 55

ISSUANCE SUMMARY

PAGE 1

ACCOUNT NAME - CITI GIFT

ISSUANCE REGISTER ADJUSTMENTS

PREV PAID	TOTAL	0 00	ITEMS	0
CURRENT	TOTAL	0 00	ITEMS	0
REPORT	TOTAL	0 00	ITEMS	0

REPORT DATE 11/06/09

ACCOUNT 3875-7391 RULE OFF FROM 10/01/09 TO 10/31/09

RUN DATE 11/06/09 TIME 09 55

ACCOUNT NAME - CITI GIFT

ISSUANCE SUMMARY

PAGE 1

ISSUANCE SUMMARY

	ISSUE AMOUNT	ITEMS
INITIAL ISSUANCE	3,562,588 41	510
ADDITIONAL CHECKS ISSUED	0 00	0
ISSUED CHECKS VOIDED	< 27,600 00 >	7
AGED ITEMS VOIDED	0 00	0
ISSUANCE REGISTER ADJUSTMENTS	0 00	0
OCTOBER GRANTS PAID	<u>3,534,988.41</u>	

REPORT DATE 12/07/09

ACCOUNT 3875-7391 RULE OFF FROM 11/01/09 TO 11/30/09

RUN DATE 12/07/09 TIME 16.51

PAID & OUTSTANDING

PAGE 1

ACCOUNT NAME - CITI GIFT

SERIAL-NUM	PAID AMOUNT	PAID DTE	OUTSTANDING AMOUNT	ISSUE DATE	ADDITIONAL DATA	CODE	PLAN	FSI
16376			1,200 00	12/19/07				
16909	1,000 00	11/09/09				PWI		
17518			2,000 00	01/16/08				
20760			400 00	06/25/08				
20803			25,000 00	06/26/08				
21127			1,000 00	07/15/07	UNIVERSITY OF MARYLAND - SCHOO			
21127			1,000 00	07/16/08				
21205			9,200 00	07/23/08				
21538			500 00	08/27/07				
21538			500 00	08/29/08				
21600			1,000.00	09/03/07				
21600			1,000 00	09/05/08				
21668			250 00	09/10/07				
21672			2,100 00	09/10/07				
21672			2,100 00	09/12/08				
21694			500 00	09/10/07				
21694			500 00	09/12/08				
21734			1,000 00	09/12/07				
21734			1,000 00	09/16/08				
21830			500.00	09/19/07				
21830			500 00	09/23/08				
21849			2,000 00	09/18/07				
21849			2,000 00	09/23/08				
21914			250 00	09/29/07				
21914			250.00	10/01/08				
21962			500 00	10/03/07				
22095			500 00	10/09/07				
23329			250 00	12/16/08				
23358			900.00	12/16/08				
24405			1,000.00	01/15/09				
26053			5,000 00	05/01/09				
27001			2,600 00	07/07/09				
27003			573 00	07/07/09				
27293			1,500 00	08/03/09				
27407			500 00	08/11/09				
27410			250 00	08/11/09				
27433			10,250 00	08/17/09				
27435			6,000 00	08/17/09				
27478			1,000 00	08/17/09				
27582			400 00	08/26/09				
27779	500 00	11/24/09		09/21/09				
27784	1,000 00	11/13/09		09/21/09				
27787	800 00	11/27/09		09/21/09				
27838	500 00	11/06/09		09/23/09				
27857	20,000.00	11/12/09		09/25/09				
27858	1,000 00	11/12/09		09/25/09				
27868	5,000 00	11/12/09		09/25/09				

REPORT DATE 12/07/09

ACCOUNT 3875-7391 RULE OFF FROM 11/01/09 TO 11/30/09

RUN DATE 12/07/09 TIME 16 51

PAID & OUTSTANDING

PAGE 2

ACCOUNT NAME - CITI GIFT

SERIAL-NUM	PAID AMOUNT	PAID DTE	OUTSTANDING AMOUNT	ISSUE DATE	ADDITIONAL DATA	CODE	PLAN	FSI
27886	3,000.00	11/12/09		09/25/09				
27896	1,000.00	11/24/09		09/25/09				
27909	1,500.00	11/24/09		09/25/09				
27937	250.00	11/13/09		09/28/09				
27969	10,000.00	11/18/09		10/05/09				
27979	10,000.00	11/16/09		10/05/09				
28035	300.00	11/02/09		10/12/09				
28049	1,900.00	11/02/09		10/12/09				
28057	2,720.00	11/05/09		10/12/09				
28060	2,000.00	11/17/09		10/12/09				
28061	1,000.00	11/13/09		10/12/09				
28065	2,500.00	11/02/09		10/14/09				
28069	1,000.00	11/18/09		10/14/09				
28071	12,500.00	11/19/09		10/14/09				
28072	1,000.00	11/10/09		10/14/09				
28082	1,000.00	11/04/09		10/14/09				
28095	1,000.00	11/02/09		10/14/09				
28096			250.00	10/14/09				
28097			250.00	10/14/09				
28106	600.00	11/24/09		10/16/09				
28107	500.00	11/02/09		10/16/09				
28110	2,500.00	11/09/09		10/16/09				
28111	1,000.00	11/03/09		10/16/09				
28112	1,000.00	11/09/09		10/16/09				
28115	500.00	11/03/09		10/16/09				
28116	1,000.00	11/23/09		10/16/09				
28117	1,000.00	11/03/09		10/16/09				
28118			250.00	10/16/09				
28119	500.00	11/10/09		10/16/09				
28122	5,000.00	11/04/09		10/16/09				
28124	1,000.00	11/02/09		10/16/09				
28126	500.00	11/27/09		10/16/09				
28127	1,000.00	11/12/09		10/16/09				
28128	250.00	11/02/09		10/16/09				
28132	500.00	11/17/09		10/16/09				
28135	1,500.00	11/02/09		10/16/09				
28136	2,000.00	11/03/09		10/16/09				
28141			1,000.00	10/16/09				
28142	1,000.00	11/09/09		10/16/09				
28144	300.00	11/16/09		10/16/09				
28145	500.00	11/24/09		10/16/09				
28146	600.00	11/17/09		10/16/09				
28150	500.00	11/09/09		10/16/09				
28153			500.00	10/16/09				
28155	250.00	11/27/09		10/16/09				
28156	1,000.00	11/03/09		10/16/09				
28158	500.00	11/09/09		10/16/09				

REPORT DATE 12/07/09

ACCOUNT 3875-7391 RULE OFF FROM 11/01/09 TO 11/30/09

RUN DATE 12/07/09 TIME 16 51

PAID & OUTSTANDING

PAGE 3

ACCOUNT NAME - CITI GIFT

SERIAL-NUM	PAID AMOUNT	PAID DTE	OUTSTANDING AMOUNT	ISSUE DATE	ADDITIONAL DATA	CODE	PLAN	FSI
28159	500 00	11/04/09		10/16/09				
28161	300.00	11/02/09		10/16/09				
28165	3,000 00	11/09/09		10/16/09				
28169	5,000 00	11/27/09		10/16/09				
28170	400 00	11/03/09		10/16/09				
28174	2,000 00	11/09/09		10/16/09				
28178	450 00	11/04/09		10/16/09				
28179	2,000 00	11/02/09		10/16/09				
28182	1,800.00	11/03/09		10/16/09				
28183			2,405 00	10/16/09				
28194			1,000 00	10/16/09				
28196	1,000 00	11/04/09		10/16/09				
28199	250 00	11/02/09		10/16/09				
28201	1,200 00	11/05/09		10/16/09				
28202	2,500 00	11/05/09		10/16/09				
28203	1,000 00	11/02/09		10/16/09				
28205	250 00	11/13/09		10/16/09				
28207	250 00	11/03/09		10/16/09				
28209	250 00	11/06/09		10/16/09				
28216	1,000 00	11/04/09		10/16/09				
28218	1,000 00	11/02/09		10/16/09				
28219	500 00	11/04/09		10/16/09				
28220	250 00	11/04/09		10/16/09				
28221	500 00	11/02/09		10/16/09				
28222	1,000 00	11/02/09		10/16/09				
28224	250 00	11/03/09		10/16/09				
28226	250 00	11/18/09		10/16/09				
28228	8,000 00	11/03/09		10/16/09				
28233	1,000.00	11/06/09		10/16/09				
28238	250.00	11/05/09		10/16/09				
28239	250 00	11/06/09		10/16/09				
28242	250 00	11/19/09		10/16/09				
28250	250.00	11/02/09		10/16/09				
28254	250.00	11/12/09		10/16/09				
28256	250 00	11/02/09		10/16/09				
28259			250 00	10/16/09				
28260	250 00	11/02/09		10/16/09				
28261	250 00	11/06/09		10/16/09				
28262	2,500 00	11/16/09		10/16/09				
28265	500 00	11/05/09		10/16/09				
28267	1,000 00	11/03/09		10/20/09				
28268	1,000 00	11/02/09		10/20/09				
28270	500 00	11/03/09		10/20/09				
28274	1,000 00	11/06/09		10/20/09				
28276	10,000 00	11/04/09		10/20/09				
28277	2,000 00	11/13/09		10/20/09				
28283	2,000 00	11/03/09		10/20/09				

REPORT DATE 12/07/09

ACCOUNT 3875-7391 RULE OFF FROM 11/01/09 TO 11/30/09

RUN DATE 12/07/09 TIME 16 51

PAID & OUTSTANDING

PAGE 4

ACCOUNT NAME - CITI GIFT

SERIAL-NUM	PAID AMOUNT	PAID DTE	OUTSTANDING AMOUNT	ISSUE DATE	ADDITIONAL DATA	CODE	PLAN	FSI
28286	1,000 00	11/02/09		10/20/09				
28288			251 00	10/20/09				
28289	250 00	11/04/09		10/20/09				
28290			1,000 00	10/20/09				
28294	5,000 00	11/02/09		10/20/09				
28297	1,000 00	11/04/09		10/20/09				
28299	500 00	11/09/09		10/20/09				
28300			500.00	10/20/09				
28301	1,000 00	11/02/09		10/20/09				
28302	1,500 00	11/12/09		10/20/09				
28304	35,000 00	11/03/09		10/22/09				
28306	1,000 00	11/04/09		10/22/09				
28308	250 00	11/04/09		10/22/09				
28310			5,000 00	10/22/09				
28311	1,000 00	11/02/09		10/22/09				
28312	500 00	11/04/09		10/22/09				
28314	600 00	11/16/09		10/22/09				
28315	5,000 00	11/03/09		10/22/09				
28317	10,000 00	11/02/09		10/22/09				
28318	12,000 00	11/02/09		10/22/09				
28322	500 00	11/02/09		10/22/09				
28323	400 00	11/13/09		10/22/09				
28326	5,000 00	11/16/09		10/22/09				
28328	6,000 00	11/06/09		10/22/09				
28329	10,000 00	11/03/09		10/22/09				
28331	250 00	11/05/09		10/22/09				
28333			10,000 00	10/22/09				
28335	5,000 00	11/03/09		10/22/09				
28338	1,500 00	11/06/09		10/22/09				
28339	1,000 00	11/04/09		10/22/09				
28340	20,000 00	11/03/09		10/22/09				
28342	1,250 00	11/10/09		10/22/09				
28343	1,500 00	11/06/09		10/22/09				
28344	1,000 00	11/09/09		10/22/09				
28345	1,000 00	11/04/09		10/22/09				
28347	1,000 00	11/02/09		10/22/09				
28349	10,000 00	11/02/09		10/22/09				
28352	5,000 00	11/02/09		10/22/09				
28355	35,000 00	11/06/09		10/26/09				
28356	12,000 00	11/17/09		10/26/09				
28357	500.00	11/06/09		10/26/09				
28358	500 00	11/05/09		10/26/09				
28359	1,000 00	11/18/09		10/26/09				
28360	500 00	11/06/09		10/26/09				
28361	500 00	11/03/09		10/26/09				
28362	3,000 00	11/04/09		10/26/09				
28363	18,263 55	11/04/09		10/26/09				

REPORT DATE 12/07/09

ACCOUNT 3875-7391 RULE OFF FROM 11/01/09 TO 11/30/09

RUN DATE 12/07/09 TIME 16 51

ACCOUNT NAME - CITI GIFT

PAID & OUTSTANDING

PAGE 5

SERIAL-NUM	PAID AMOUNT	PAID DTE	OUTSTANDING AMOUNT	ISSUE DATE	ADDITIONAL DATA	CODE	PLAN	FSI
28364	5,000 00	11/03/09		10/26/09				
28365	5,000 00	11/09/09		10/26/09				
28366	50,000 00	11/05/09		10/26/09				
28367	200,000 00	11/02/09		10/26/09				
28368	5,000 00	11/16/09		10/26/09				
28369	5,000 00	11/05/09		10/26/09				
28370	4,000 00	11/10/09		10/26/09				
28371	25,000 00	11/03/09		10/26/09				
28372	1,500 00	11/04/09		10/26/09				
28373	65,000 00	11/04/09		10/26/09				
28374	45,000 00	11/04/09		10/26/09				
28375	15,750 00	11/09/09		10/26/09				
28376	250 00	11/19/09		10/26/09				
28377	500 00	11/06/09		10/26/09				
28378	2,500 00	11/13/09		10/26/09				
28379	1,200 00	11/16/09		10/26/09				
28380	25,000 00	11/04/09		10/26/09				
28381	250 00	11/05/09		10/26/09				
28382	5,000 00	11/05/09		10/26/09				
28383	20,000 00	11/24/09		10/26/09				
28384	2,500 00	11/04/09		10/26/09				
28385	1,000 00	11/12/09		10/26/09				
28386	250 00	11/06/09		10/26/09				
28387	250 00	11/12/09		10/26/09				
28388	250 00	11/09/09		10/26/09				
28389	1,200 00	11/18/09		10/26/09				
28390	1,000 00	11/03/09		10/26/09				
28391	250 00	11/06/09		10/26/09				
28392	250 00	11/05/09		10/26/09				
28393	250 00	11/03/09		10/26/09				
28394	10,000 00	11/04/09		10/26/09				
28395	5,000 00	11/09/09		10/26/09				
28396	5,000 00	11/30/09		10/26/09				
28398			500 00	10/26/09				
28399			2,100 00	10/26/09				
28400	2,500 00	11/04/09		10/26/09				
28401	250 00	11/17/09		10/29/09				
28402	250 00	11/13/09		10/29/09				
28403	20,000 00	11/09/09		10/29/09				
28404	250 00	11/06/09		10/29/09				
28405	1,000 00	11/04/09		10/29/09				
28406	10,000 00	11/03/09		10/29/09				
28407	6,500 00	11/05/09		10/29/09				
28408	7,000 00	11/17/09		10/29/09				
28409	4,000 00	11/19/09		10/29/09				
28410	5,000 00	11/18/09		10/29/09				
28411	5,000 00	11/04/09		10/29/09				

REPORT DATE 12/07/09

ACCOUNT 3875-7391 RULE OFF FROM 11/01/09 TO 11/30/09

RUN DATE 12/07/09 TIME 16 51

PAID & OUTSTANDING

PAGE 6

ACCOUNT NAME - CITI GIFT

SERIAL-NUM	PAID AMOUNT	PAID DTE	OUTSTANDING AMOUNT	ISSUE DATE	ADDITIONAL DATA	CODE	PLAN	FSI
28412	5,000.00	11/09/09		10/29/09				
28413	5,000.00	11/05/09		10/29/09				
28414	1,000.00	11/10/09		10/29/09				
28415	2,500.00	11/05/09		10/29/09				
28416			2,500.00	10/29/09				
28417	2,000.00	11/23/09		10/29/09				
28418	1,000.00	11/03/09		10/29/09				
28419	1,000.00	11/10/09		10/29/09				
28420	5,000.00	11/06/09		10/29/09				
28421	5,000.00	11/04/09		10/29/09				
28422	1,200.00	11/04/09		10/29/09				
28423	5,000.00	11/06/09		10/29/09				
28424	30,000.00	11/05/09		10/29/09				
28425	2,500.00	11/10/09		10/29/09				
28426	5,000.00	11/12/09		10/29/09				
28427	5,000.00	11/05/09		10/29/09				
28428	50,000.00	11/24/09		10/29/09				
28429	65,000.00	11/03/09		10/29/09				
28430	5,000.00	11/04/09		10/29/09				
28431	1,000.00	11/04/09		10/29/09				
28432	5,000.00	11/10/09		10/29/09				
28433	2,500.00	11/05/09		10/29/09				
28434	1,000.00	11/12/09		10/29/09				
28435	500.00	11/13/09		10/29/09				
28436	250.00	11/12/09		10/29/09				
28437	3,000.00	11/12/09		10/29/09				
28438	3,000.00	11/09/09		10/29/09				
28439	5,000.00	11/06/09		10/29/09				
28440	1,000.00	11/13/09		10/29/09				
28441	1,000.00	11/18/09		10/29/09				
28442	2,000.00	11/23/09		10/29/09				
28443	1,250.00	11/05/09		10/29/09				
28444	250.00	11/09/09		10/29/09				
28445	15,000.00	11/12/09		10/29/09				
28446			1,000.00	10/29/09				
28447	5,000.00	11/24/09		10/29/09				
28448	1,000.00	11/25/09		10/29/09				
28449	5,000.00	11/17/09		10/29/09				
28450			1,800.00	10/29/09				
28451	1,000.00	11/05/09		10/29/09				
28452	700.00	11/05/09		10/29/09				
28453			500.00	10/29/09				
28454	2,000.00	11/06/09		10/29/09				
28455	10,000.00	11/09/09		10/29/09				
28456	5,000.00	11/16/09		10/29/09				
28457	1,000.00	11/04/09		10/29/09				
28458	2,500.00	11/10/09		10/29/09				

REPORT DATE 12/07/09

ACCOUNT 3875-7391 RULE OFF FROM 11/01/09 TO 11/30/09

RUN DATE 12/07/09 TIME 16 51

PAID & OUTSTANDING

PAGE 7

ACCOUNT NAME - CITI GIFT

SERIAL-NUM	PAID AMOUNT	PAID DTE	OUTSTANDING AMOUNT	ISSUE DATE	ADDITIONAL DATA	CODE	PLAN	FSI
28459	2,000 00	11/30/09		11/02/09				
28460	2,500 00	11/24/09		11/02/09				
28461	500 00	11/10/09		11/02/09				
28462	1,500 00	11/17/09		11/02/09				
28463	1,000 00	11/13/09		11/02/09				
28464			525 00	11/02/09				
28465	5,637 50	11/10/09		11/02/09				
28466	1,000 00	11/09/09		11/02/09				
28467	1,000 00	11/13/09		11/02/09				
28468	2,500 00	11/19/09		11/02/09				
28469	2,500 00	11/18/09		11/02/09				
28470	1,500 00	11/25/09		11/02/09				
28471	2,500 00	11/12/09		11/02/09				
28472	2,000 00	11/12/09		11/02/09				
28473	1,100 00	11/16/09		11/02/09				
28474	2,000 00	11/12/09		11/02/09				
28475	35,000 00	11/13/09		11/02/09				
28476	10,000 00	11/10/09		11/02/09				
28477	500 00	11/09/09		11/02/09				
28478	2,000 00	11/09/09		11/02/09				
28479	1,000 00	11/16/09		11/02/09				
28480	250 00	11/25/09		11/02/09				
28481	2,500 00	11/16/09		11/02/09				
28482	250 00	11/12/09		11/02/09				
28483	5,000 00	11/16/09		11/02/09				
28484	26,170 89	11/10/09		11/02/09				
28485	3,000 00	11/13/09		11/02/09				
28486	2,500 00	11/13/09		11/02/09				
28487	1,000 00	11/16/09		11/02/09				
28488	3,000 00	11/13/09		11/02/09				
28489	2,000 00	11/10/09		11/02/09				
28490	21,205 21	11/09/09		11/02/09				
28491	1,200 00	11/12/09		11/02/09				
28492	5,000 00	11/16/09		11/02/09				
28493	5,000 00	11/10/09		11/02/09				
28494	500 00	11/16/09		11/02/09				
28495	3,000 00	11/16/09		11/03/09				
28496	250 00	11/13/09		11/03/09				
28497			1,000 00	11/03/09				
28498	10,000 00	11/12/09		11/03/09				
28499	10,000 00	11/12/09		11/03/09				
28500	2,000 00	11/13/09		11/03/09				
28501	5,000 00	11/17/09		11/03/09				
28502			3,000 00	11/03/09				
28503	500 00	11/16/09		11/03/09				
28504	1,000 00	11/25/09		11/03/09				
28505	500 00	11/23/09		11/03/09				

REPORT DATE 12/07/09

ACCOUNT 3875-7391 RULE OFF FROM 11/01/09 TO 11/30/09

RUN DATE 12/07/09 TIME 16 51

ACCOUNT NAME - CITI GIFT

PAID & OUTSTANDING

PAGE 8

SERIAL-NUM	PAID AMOUNT	PAID DTE	OUTSTANDING AMOUNT	ISSUE DATE	ADDITIONAL DATA	CODE	PLAN	FSI
28506	5,000 00	11/16/09		11/03/09				
28507	2,500 00	11/25/09		11/03/09				
28508	10,000 00	11/10/09		11/03/09				
28509	2,000 00	11/23/09		11/03/09				
28510	2,000 00	11/23/09		11/03/09				
28511	500 00	11/10/09		11/03/09				
28512	4,000 00	11/10/09		11/03/09				
28513	15,000 00	11/13/09		11/03/09				
28514	250 00	11/25/09		11/03/09				
28515	2,000 00	11/18/09		11/03/09				
28516	1,000 00	11/12/09		11/03/09				
28517	1,000 00	11/13/09		11/03/09				
28518	2,000 00	11/17/09		11/03/09				
28519	2,000 00	11/13/09		11/03/09				
28520	1,500 00	11/25/09		11/03/09				
28521	150,000 00	11/16/09		11/03/09				
28522	100,000 00	11/10/09		11/03/09				
28523	569 10	11/16/09		11/03/09				
28524	1,500 00	11/13/09		11/03/09				
28525	1,500 00	11/13/09		11/03/09				
28526	1,000 00	11/13/09		11/03/09				
28527	2,000 00	11/10/09		11/03/09				
28528	5,000 00	11/12/09		11/03/09				
28529	1,000 00	11/23/09		11/03/09				
28530	12,500 00	11/12/09		11/03/09				
28531	5,000 00	11/13/09		11/03/09				
28532	5,000 00	11/23/09		11/03/09				
28533	10,000 00	11/12/09		11/03/09				
28534	10,000 00	11/12/09		11/03/09				
28535	1,000 00	11/24/09		11/03/09				
28536	2,000 00	11/16/09		11/03/09				
28537	2,500 00	11/16/09		11/03/09				
28538			1,000 00	11/03/09				
28539	1,600 00	11/17/09		11/03/09				
28540	500 00	11/12/09		11/03/09				
28541	500 00	11/20/09		11/03/09				
28542	2,000 00	11/10/09		11/03/09				
28543	250 00	11/19/09		11/03/09				
28544	13,234 69	11/13/09		11/03/09				
28545	500 00	11/17/09		11/03/09				
28546			1,000 00	11/03/09				
28547			2,000 00	11/03/09				
28548	1,000 00	11/13/09		11/03/09				
28549	500 00	11/12/09		11/03/09				
28550	250 00	11/17/09		11/03/09				
28551	250 00	11/17/09		11/03/09				
28552			7,000 00	11/03/09				

REPORT DATE 12/07/09

ACCOUNT 3875-7391 RULE OFF FROM 11/01/09 TO 11/30/09

RUN DATE 12/07/09 TIME 16.51

PAID & OUTSTANDING

PAGE 9

ACCOUNT NAME - CITI GIFT

SERIAL-NUM	PAID AMOUNT	PAID DTE	OUTSTANDING AMOUNT	ISSUE DATE	ADDITIONAL DATA	CODE	PLAN	FSI
28553	1,000 00	11/13/09		11/03/09				
28554	8,382 93	11/10/09		11/03/09				
28555	5,000 00	11/13/09		11/03/09				
28556			6,000 00	11/03/09				
28557	250 00	11/10/09		11/03/09				
28558	7,500 00	11/13/09		11/03/09				
28559	7,646 42	11/20/09		11/03/09				
28560	1,500 00	11/10/09		11/03/09				
28561	500 00	11/12/09		11/03/09				
28562	2,000 00	11/12/09		11/03/09				
28563			2,500 00	11/03/09				
28564	3,000 00	11/17/09		11/03/09				
28565			500 00	11/03/09				
28566	5,000 00	11/17/09		11/05/09				
28567	500 00	11/17/09		11/05/09				
28568	1,000 00	11/16/09		11/05/09				
28569	2,500 00	11/17/09		11/05/09				
28570	2,000 00	11/13/09		11/05/09				
28571	2,500 00	11/17/09		11/05/09				
28572	2,000 00	11/16/09		11/05/09				
28573	3,000 00	11/17/09		11/05/09				
28574	2,000 00	11/17/09		11/05/09				
28575	500 00	11/23/09		11/05/09				
28576	1,000 00	11/20/09		11/05/09				
28577	1,500 00	11/17/09		11/05/09				
28578			2,500.00	11/05/09				
28579	1,500 00	11/19/09		11/05/09				
28580	2,500 00	11/18/09		11/05/09				
28581	1,500 00	11/19/09		11/05/09				
28582	5,000 00	11/17/09		11/05/09				
28583	49,400 00	11/19/09		11/05/09				
28584	10,000 00	11/19/09		11/05/09				
28585	5,000 00	11/24/09		11/05/09				
28586	10,000 00	11/17/09		11/05/09				
28587	1,000 00	11/17/09		11/05/09				
28588			300.00	11/05/09				
28589	1,000 00	11/17/09		11/05/09				
28590	250 00	11/23/09		11/05/09				
28591	250 00	11/13/09		11/05/09				
28592	2,000 00	11/16/09		11/05/09				
28593	250 00	11/20/09		11/05/09				
28594	250 00	11/16/09		11/05/09				
28595	5,000 00	11/19/09		11/05/09				
28596			15,000 00	11/05/09				
28597	10,000 00	11/16/09		11/05/09				
28598	250 00	11/24/09		11/05/09				
28599	500 00	11/25/09		11/05/09				

REPORT DATE 12/07/09

ACCOUNT 3875-7391 RULE OFF FROM 11/01/09 TO 11/30/09

RUN DATE 12/07/09 TIME 16 51

ACCOUNT NAME - CITI GIFT

PAID & OUTSTANDING

PAGE 10

SERIAL-NUM	PAID AMOUNT	PAID DTE	OUTSTANDING AMOUNT	ISSUE DATE	ADDITIONAL DATA	CODE	PLAN	FSI
28600	250 00	11/23/09		11/05/09				
28601	2,500.00	11/19/09		11/05/09				
28602	1,000 00	11/18/09		11/05/09				
28603	1,000 00	11/18/09		11/05/09				
28605	1,250 00	11/18/09		11/05/09				
28606	419 20	11/19/09		11/09/09				
28607	1,000 00	11/19/09		11/09/09				
28608	10,000 00	11/19/09		11/09/09				
28609	250,000 00	11/18/09		11/09/09				
28610			1,500 00	11/09/09				
28611			5,000 00	11/09/09				
28612	1,000 00	11/24/09		11/09/09				
28613	500 00	11/20/09		11/09/09				
28614	1,000 00	11/17/09		11/09/09				
28615			1,000 00	11/09/09				
28616	2,000 00	11/24/09		11/09/09				
28617	1,000 00	11/18/09		11/09/09				
28618	2,500 00	11/19/09		11/09/09				
28619	1,000 00	11/23/09		11/09/09				
28620	1,250 00	11/20/09		11/09/09				
28621	2,975 00	11/17/09		11/09/09				
28622			1,500 00	11/09/09				
28623	500 00	11/18/09		11/09/09				
28624	2,500 00	11/18/09		11/09/09				
28625	1,000 00	11/18/09		11/09/09				
28626	500 00	11/24/09		11/09/09				
28627			5,000 00	11/09/09				
28628	250 00	11/18/09		11/09/09				
28629	500 00	11/18/09		11/09/09				
28630	25,000 00	11/20/09		11/09/09				
28631	1,000 00	11/20/09		11/09/09				
28632			3,000 00	11/09/09				
28633	10,000 00	11/27/09		11/09/09				
28634	1,000 00	11/20/09		11/09/09				
28635	1,500 00	11/24/09		11/09/09				
28636			2,000 00	11/09/09				
28637	10,000 00	11/19/09		11/09/09				
28638			15,000 00	11/09/09				
28639			16,000 00	11/09/09				
28640	5,000 00	11/23/09		11/09/09				
28641			5,000 00	11/09/09				
28643	1,000.00	11/19/09		11/09/09				
28644	1,000 00	11/27/09		11/09/09				
28645	500.00	11/30/09		11/09/09				
28646			1,500 00	11/09/09				
28647	1,800 00	11/17/09		11/09/09				
28649	2,500 00	11/19/09		11/09/09				

REPORT DATE 12/07/09

ACCOUNT 3875-7391 RULE OFF FROM 11/01/09 TO 11/30/09

RUN DATE 12/07/09 TIME 16 51

PAID & OUTSTANDING

PAGE 11

ACCOUNT NAME - CITI GIFT

SERIAL-NUM	PAID AMOUNT	PAID DTE	OUTSTANDING AMOUNT	ISSUE DATE	ADDITIONAL DATA	CODE	PLAN	FSI
28650	6,250 00	11/18/09		11/09/09				
28651	250 00	11/19/09		11/09/09				
28652	250 00	11/19/09		11/09/09				
28653	250 00	11/18/09		11/09/09				
28654	1,000 00	11/27/09		11/09/09				
28655	800.00	11/17/09		11/09/09				
28656	800 00	11/17/09		11/09/09				
28657	40,000 00	11/17/09		11/09/09				
28658			1,000 00	11/09/09				
28659	10,000 00	11/17/09		11/09/09				
28660			3,000 00	11/09/09				
28661	1,800 00	11/25/09		11/09/09				
28662	250 00	11/17/09		11/09/09				
28663	250 00	11/19/09		11/09/09				
28664	1,000 00	11/17/09		11/09/09				
28665	5,000 00	11/30/09		11/09/09				
28666	10,000 00	11/19/09		11/09/09				
28667	1,100 00	11/13/09		11/09/09				
28668			500 00	11/09/09				
28669	500 00	11/25/09		11/09/09				
28670	3,000 00	11/24/09		11/09/09				
28671	27,000 00	11/16/09		11/09/09				
28672	1,000 00	11/18/09		11/09/09				
28673	250 00	11/25/09		11/09/09				
28674	250 00	11/27/09		11/09/09				
28675	250 00	11/30/09		11/09/09				
28676	300 00	11/23/09		11/16/09				
28677			700 00	11/16/09				
28678	1,800 00	11/20/09		11/16/09				
28679	1,500 00	11/27/09		11/16/09				
28680			1,000 00	11/16/09				
28681	250 00	11/27/09		11/16/09				
28682			500 00	11/16/09				
28683	1,000 00	11/27/09		11/16/09				
28684	500 00	11/25/09		11/16/09				
28685			5,000 00	11/16/09				
28686	2,000 00	11/25/09		11/16/09				
28687	250 00	11/24/09		11/16/09				
28688	750 00	11/23/09		11/16/09				
28689			1,500 00	11/16/09				
28690	300 00	11/30/09		11/16/09				
28691			500 00	11/16/09				
28692	600 00	11/25/09		11/16/09				
28693			10,000 00	11/16/09				
28694	360 00	11/25/09		11/16/09				
28695			250 00	11/16/09				
28696			250 00	11/16/09				

REPORT DATE 12/07/09

ACCOUNT 3875-7391 RULE OFF FROM 11/01/09 TO 11/30/09

RUN DATE 12/07/09 TIME 16 51

PAID & OUTSTANDING

PAGE 12

ACCOUNT NAME - CITI GIFT

SERIAL-NUM	PAID AMOUNT	PAID DTE	OUTSTANDING AMOUNT	ISSUE DATE	ADDITIONAL DATA	CODE	PLAN	FSI
28697	10,000 00	11/24/09		11/16/09				
28698			650 00	11/16/09				
28699			1,000 00	11/16/09				
28700	5,500 00	11/23/09		11/16/09				
28701			1,000 00	11/16/09				
28702	5,000 00	11/25/09		11/16/09				
28703	5,000 00	11/25/09		11/16/09				
28704	2,400 00	11/25/09		11/16/09				
28705	400 00	11/23/09		11/16/09				
28706			2,000 00	11/16/09				
28707	4,500.00	11/27/09		11/16/09				
28708	132,130 91	11/23/09		11/16/09				
28709			250 00	11/16/09				
28710			2,000 00	11/16/09				
28711	600 00	11/24/09		11/16/09				
28712	500 00	11/25/09		11/16/09				
28713	1,000 00	11/27/09		11/16/09				
28714	1,000 00	11/27/09		11/16/09				
28715	1,000 00	11/24/09		11/16/09				
28716	1,000 00	11/25/09		11/16/09				
28717	1,000 00	11/24/09		11/16/09				
28718			2,000 00	11/16/09				
28719	250 00	11/25/09		11/16/09				
28720			2,000 00	11/16/09				
28721	4,500 00	11/23/09		11/16/09				
28722	250 00	11/27/09		11/16/09				
28723			1,000 00	11/16/09				
28724	250 00	11/23/09		11/16/09				
28725			250.00	11/16/09				
28726	250 00	11/25/09		11/16/09				
28727	250 00	11/23/09		11/16/09				
28728	250 00	11/30/09		11/16/09				
28729	250 00	11/27/09		11/16/09				
28730			300 00	11/16/09				
28731	1,500 00	11/25/09		11/16/09				
28732	17,777 94	11/24/09		11/16/09				
28733	500 00	11/30/09		11/16/09				
28734	1,000 00	11/24/09		11/16/09				
28735	1,000 00	11/25/09		11/16/09				
28736			2,000 00	11/16/09				
28737	1,000 00	11/24/09		11/16/09				
28738	5,000 00	11/23/09		11/16/09				
28739			1,000 00	11/16/09				
28740			2,000 00	11/16/09				
28741			9,000 00	11/16/09				
28742	6,000 00	11/24/09		11/16/09				
28743	1,000 00	11/27/09		11/16/09				

REPORT DATE 12/07/09

ACCOUNT 3875-7391 RULE OFF FROM 11/01/09 TO 11/30/09

RUN DATE 12/07/09 TIME 16 51

PAID & OUTSTANDING

PAGE 13

ACCOUNT NAME - CITI GIFT

SERIAL-NUM	PAID AMOUNT	PAID DTE	OUTSTANDING AMOUNT	ISSUE DATE	ADDITIONAL DATA	CODE	PLAN	FSI
28744	500 00	11/30/09		11/16/09				
28745			250 00	11/16/09				
28746	250 00	11/24/09		11/16/09				
28747			250 00	11/16/09				
28748	1,000.00	11/27/09		11/17/09				
28749	300 00	11/24/09		11/17/09				
28750	5,000 00	11/24/09		11/17/09				
28751	500 00	11/24/09		11/17/09				
28752	2,500 00	11/25/09		11/17/09				
28753	2,500 00	11/27/09		11/17/09				
28754			500 00	11/17/09				
28755			10,000.00	11/17/09				
28756			1,000 00	11/17/09				
28757	500 00	11/27/09		11/17/09				
28758			10,000 00	11/17/09				
28759	5,000 00	11/25/09		11/17/09				
28760	2,500 00	11/25/09		11/17/09				
28761	250 00	11/27/09		11/17/09				
28762	2,000 00	11/25/09		11/17/09				
28763	1,500.00	11/24/09		11/17/09				
28764			360 00	11/17/09				
28765	1,000 00	11/30/09		11/17/09				
28766	250 00	11/24/09		11/17/09				
28767			10,000 00	11/17/09				
28768			600 00	11/17/09				
28769			10,000 00	11/17/09				
28770			1,000 00	11/17/09				
28771			450 00	11/17/09				
28772	250 00	11/30/09		11/17/09				
28773	20,000.00	11/27/09		11/17/09				
28774	351 00	11/27/09		11/17/09				
28775	500 00	11/25/09		11/17/09				
28776			2,000 00	11/17/09				
28777	1,000 00	11/27/09		11/17/09				
28778	1,000 00	11/27/09		11/17/09				
28779	1,000 00	11/25/09		11/17/09				
28780			10,000 00	11/17/09				
28781	890 00	11/25/09		11/17/09				
28782			250 00	11/17/09				
28783	20,000 00	11/24/09		11/17/09				
28784	11,500 00	11/25/09		11/17/09				
28785	400 00	11/27/09		11/18/09				
28786	750 00	11/25/09		11/19/09				
28787	250 00	11/25/09		11/19/09				
28788	300 00	11/25/09		11/19/09				
28789			500 00	11/19/09				
28790	350 00	11/27/09		11/19/09				

REPORT DATE 12/07/09

ACCOUNT 3875-7391 RULE OFF FROM 11/01/09 TO 11/30/09

RUN DATE 12/07/09 TIME 16:51

PAID & OUTSTANDING

PAGE 14

ACCOUNT NAME - CITI GIFT

SERIAL-NUM	PAID AMOUNT	PAID DTE	OUTSTANDING AMOUNT	ISSUE DATE	ADDITIONAL DATA	CODE	PLAN	FSI
28791	300 00	11/27/09		11/19/09				
28792	2,500 00	11/27/09		11/19/09				
28793			5,000 00	11/19/09				
28794	15,000 00	11/25/09		11/19/09				
28795			4,000 00	11/19/09				
28796	1,000 00	11/30/09		11/19/09				
28797	500 00	11/27/09		11/19/09				
28798			500.00	11/19/09				
28799	3,333.00	11/24/09		11/19/09				
28800	1,000 00	11/27/09		11/19/09				
28801	250 00	11/27/09		11/19/09				
28802	250 00	11/27/09		11/19/09				
28803	250 00	11/25/09		11/19/09				
28804			500 00	11/19/09				
28805	6,000 00	11/25/09		11/19/09				
28806	1,600 00	11/25/09		11/19/09				
28807	5,000 00	11/24/09		11/19/09				
28808	3,000 00	11/25/09		11/19/09				
28809	500 00	11/27/09		11/19/09				
28810			1,000 00	11/19/09				
28811	500 00	11/27/09		11/19/09				
28812	400 00	11/27/09		11/19/09				
28813	400.00	11/27/09		11/19/09				
28814	20,000 00	11/25/09		11/19/09				
28815			10,000 00	11/19/09				
28816			1,000 00	11/19/09				
28817	500 00	11/27/09		11/19/09				
28818			5,000.00	11/19/09				
28819	1,000 00	11/24/09		11/19/09				
28820			1,000 00	11/19/09				
28821	2,300 00	11/27/09		11/19/09				
28822	500 00	11/24/09		11/19/09				
28823	500 00	11/27/09		11/19/09				
28824	1,000 00	11/27/09		11/19/09				
28825	400 00	11/27/09		11/19/09				
28826	1,000 00	11/30/09		11/19/09				
28827	1,000 00	11/24/09		11/19/09				
28828	1,000 00	11/30/09		11/19/09				
28829	2,000 00	11/25/09		11/19/09				
28830	500 00	11/30/09		11/19/09				
28831			400 00	11/19/09				
28832			275 00	11/19/09				
28833			1,000 00	11/19/09				
28834			500 00	11/19/09				
28835			2,000 00	11/19/09				
28836			2,000 00	11/19/09				
28837	1,000 00	11/30/09		11/19/09				

REPORT DATE 12/07/09

ACCOUNT 3875-7391 RULE OFF FROM 11/01/09 TO 11/30/09

RUN DATE 12/07/09 TIME 16 51

PAID & OUTSTANDING

PAGE 15

ACCOUNT NAME - CITI GIFT

SERIAL-NUM	PAID AMOUNT	PAID DTE	OUTSTANDING AMOUNT	ISSUE DATE	ADDITIONAL DATA	CODE	PLAN	FSI
28838	1,000 00	11/25/09		11/19/09				
28839	400 00	11/25/09		11/19/09				
28840			300 00	11/19/09				
28841	500.00	11/27/09		11/19/09				
28842	250.00	11/25/09		11/19/09				
28843			5,000 00	11/19/09				
28844	1,000 00	11/27/09		11/19/09				
28845			7,500 00	11/19/09				
28846	10,000 00	11/24/09		11/19/09				
28847			1,000 00	11/19/09				
28848	142,873 08	11/25/09		11/19/09				
28849	1,000 00	11/25/09		11/19/09				
28850	500 00	11/25/09		11/19/09				
28851			500 00	11/19/09				
28852			8,460 00	11/19/09				
28853			1,300 00	11/19/09				
28854	1,000.00	11/25/09		11/19/09				
28855			1,000 00	11/19/09				
28856	10,000 00	11/27/09		11/19/09				
28857	1,000 00	11/25/09		11/19/09				
28858	2,500.00	11/25/09		11/19/09				
28859	2,500 00	11/30/09		11/19/09				
28860			25,000 00	11/19/09				
28861	500 00	11/27/09		11/19/09				
28862	35,000 00	11/25/09		11/19/09				
28863			5,000 00	11/19/09				
28864	2,000 00	11/25/09		11/19/09				
28865			1,000 00	11/19/09				
28866	600 00	11/25/09		11/19/09				
28867	100,000 00	11/25/09		11/19/09				
28868	1,500 00	11/25/09		11/19/09				
28869			1,000 00	11/19/09				
28870			1,000 00	11/19/09				
28871	2,500 00	11/25/09		11/19/09				
28872			5,000 00	11/19/09				
28873			936 25	11/23/09				
28874			250 00	11/23/09				
28875			1,000 00	11/23/09				
28876			700 00	11/23/09				
28877			500 00	11/23/09				
28878			500 00	11/23/09				
28879			1,000 00	11/23/09				
28880			25,000 00	11/23/09				
28881			25,000 00	11/23/09				
28882	250 00	11/30/09		11/23/09				
28883			250 00	11/23/09				
28884			250 00	11/23/09				

REPORT DATE 12/07/09

ACCOUNT 3875-7391 RULE OFF FROM 11/01/09 TO 11/30/09

RUN DATE 12/07/09 TIME 16 51

PAID & OUTSTANDING

PAGE 16

ACCOUNT NAME - CITI GIFT

SERIAL-NUM	PAID AMOUNT	PAID DTE	OUTSTANDING AMOUNT	ISSUE DATE	ADDITIONAL DATA	CODE	PLAN	FSI
28885			250 00	11/23/09				
28886			250 00	11/23/09				
28887			1,000 00	11/23/09				
28888			500 00	11/23/09				
28889			1,000 00	11/23/09				
28890			500 00	11/23/09				
28891			1,000 00	11/23/09				
28892			500 00	11/23/09				
28893			1,000 00	11/23/09				
28894			2,500 00	11/23/09				
28895			25,000 00	11/23/09				
28896			2,500 00	11/23/09				
28897			1,000 00	11/23/09				
28898			300 00	11/23/09				
28899			2,000 00	11/23/09				
28900			250 00	11/23/09				
28901			100,000 00	11/23/09				
28902			15,000 00	11/23/09				
28903			3,573 00	11/23/09				
28904			2,000 00	11/23/09				
28905			5,000 00	11/23/09				
28906			5,000 00	11/23/09				
28907			1,000 00	11/23/09				
28908			350 00	11/23/09				
28909			5,000 00	11/23/09				
28910			350 00	11/23/09				
28911			5,000 00	11/23/09				
28912			70,000 00	11/23/09				
28913			16,000 00	11/23/09				
28914			750 00	11/23/09				
28915			750 00	11/23/09				
28916			750 00	11/23/09				
28917			1,500 00	11/23/09				
28918			750 00	11/23/09				
28919	8,000 00	11/30/09						
28920			2,500 00	11/23/09				
28921			500 00	11/23/09				
28922			2,500 00	11/23/09				
28923			1,500 00	11/23/09				
28924			2,000 00	11/23/09				
28925			500 00	11/23/09				
28926			1,000 00	11/23/09				
28927			1,000 00	11/23/09				
28928			50,000 00	11/23/09				
28929			25,000 00	11/23/09				
28930	1,000,000 00	11/27/09						
28931			15,000 00	11/23/09				

REPORT DATE 12/07/09

ACCOUNT 3875-7391 RULE OFF FROM 11/01/09 TO 11/30/09

RUN DATE 12/07/09 TIME 16 51

ACCOUNT NAME - CITI GIFT

PAID & OUTSTANDING

PAGE 17

SERIAL-NUM	PAID AMOUNT	PAID DTE	OUTSTANDING AMOUNT	ISSUE DATE	ADDITIONAL DATA	CODE	PLAN	FSI
28932			25,000 00	11/23/09				
28933			5,000 00	11/23/09				
28934			300 00	11/23/09				
28935			5,000 00	11/23/09				
28936			500 00	11/23/09				
28937			250 00	11/23/09				
28938			250 00	11/23/09				
28939			250 00	11/23/09				
28940			1,000.00	11/23/09				
28941			500 00	11/23/09				
28942			5,000 00	11/23/09				
28943			6,546 62	11/23/09				
28944			10,000 00	11/23/09				
28945			500.00	11/23/09				
28946			500.00	11/23/09				
28947			1,725 00	11/23/09				
28948			1,000 00	11/23/09				
28949			500 00	11/23/09				
28950			1,000 00	11/23/09				
28951			250 00	11/23/09				
28952			250 00	11/23/09				
28953			15,000 00	11/23/09				
28954			3,561.00	11/23/09				
28955			1,000 00	11/23/09				
28956			500 00	11/23/09				
28957			250 00	11/23/09				
28958			250 00	11/23/09				
28959			1,000 00	11/23/09				
28960			2,000 00	11/23/09				
28961			3,000 00	11/23/09				
28962			250 00	11/23/09				
28963			4,000.00	11/30/09				
28964			1,000 00	11/30/09				
28965			500 00	11/30/09				
28966			1,500 00	11/30/09				
28967			1,000 00	11/30/09				
28968			2,000 00	11/30/09				
28969			1,000 00	11/30/09				
28970			1,000.00	11/30/09				
28971			1,000 00	11/30/09				
28972			1,000 00	11/30/09				
28973			250 00	11/30/09				
28974			360 00	11/30/09				
28975			250 00	11/30/09				
28976			12,000 00	11/30/09				
28977			250 00	11/30/09				
28978			50,000 00	11/30/09				

REPORT DATE 12/07/09

ACCOUNT 3875-7391 RULE OFF FROM 11/01/09 TO 11/30/09

RUN DATE 12/07/09 TIME 16 51

PAID & OUTSTANDING

PAGE 18

ACCOUNT NAME - CITI GIFT

SERIAL-NUM	PAID AMOUNT	PAID DTE	OUTSTANDING AMOUNT	ISSUE DATE	ADDITIONAL DATA	CODE	PLAN	FSI
28979			500,000 00	11/30/09				
28980			250 00	11/30/09				
28981			250 00	11/30/09				
28982			1,000 00	11/30/09				
28983			22,000 00	11/30/09				
28984			10,000 00	11/30/09				
28985			1,000.00	11/30/09				
28986			250 00	11/30/09				
28987			250 00	11/30/09				
28988			250.00	11/30/09				
28989			250 00	11/30/09				
28990			500 00	11/30/09				
28991			1,000 00	11/30/09				
28992			5,000 00	11/30/09				
28993			5,000 00	11/30/09				
28994			1,000.00	11/30/09				
28995			1,000 00	11/30/09				
28996			3,500 00	11/30/09				
28997			1,000 00	11/30/09				
28998			20,000 00	11/30/09				
28999			500.00	11/30/09				
29000			25,000 00	11/30/09				
29001			1,000 00	11/30/09				
29002			250 00	11/30/09				
29003			500.00	11/30/09				
29004			10,000 00	11/30/09				
29005			3,000 00	11/30/09				
29006			10,000 00	11/30/09				
29007			2,000 00	11/30/09				
29008			1,500 00	11/30/09				
29009			750 00	11/30/09				
29010			500 00	11/30/09				
29011			250 00	11/30/09				
29012			500.00	11/30/09				
29013			1,000 00	11/30/09				
29014			25,000 00	11/30/09				
29015			3,250.00	11/30/09				
29016			2,000 00	11/30/09				
29017			25,000 00	11/30/09				
29018			11,250 00	11/30/09				
29019			5,000.00	11/30/09				
29020			7,500 00	11/30/09				
29021			250 00	11/30/09				
29022			250 00	11/30/09				
29023			500 00	11/30/09				
29024			1,000 00	11/30/09				
29025			1,000 00	11/30/09				

REPORT DATE 12/07/09

ACCOUNT 3875-7391 RULE OFF FROM 11/01/09 TO 11/30/09

RUN DATE 12/07/09 TIME 16 51

PAID & OUTSTANDING

PAGE 19

ACCOUNT NAME - CITI GIFT

SERIAL-NJM	PAID AMOUNT	PAID DTE	OUTSTANDING AMOUNT	ISSUE DATE	ADDITIONAL DATA	CODE	PLAN	FSI
REPORT TOTAL	4,122,840	42 ITEMS	542	1,732,300	87 ITEMS			304

REPORT DATE 12/07/09

ACCOUNT 3875-7391 RULE OFF FROM 11/01/09 TO 11/30/09

RUN DATE 12/07/09 TIME 16 51

ACCOUNT NAME - CITI GIFT

ISSUANCE SUMMARY

PAGE 1

ADDITIONAL CHECKS ISSUED

SERIAL-NUM	ISSUE AMOUNT	ISS DATE	SERIAL-NUM	ISSUE AMOUNT	ISS DATE	SERIAL-NUM	ISSUE AMOUNT	ISS DATE
			TOTAL	0 00	ITEMS	0		

REPORT DATE 12/07/09

ACCOUNT 3875-7391 RULE OFF FROM 11/01/09 TO 11/30/09

RUN DATE 12/07/09 TIME 16 51

ISSUANCE SUMMARY

PAGE 1

ACCOUNT NAME - CITI GIFT

ISSUED CHECKS VOIDED

SERIAL-NUM	ISSUE AMOUNT	ISS DATE	REASON	SERIAL-NUM	ISSUE AMOUNT	ISS DATE	REASON
27931	1,000 00	09/28/09	STOPPED 11/23/09	28642	500 00	11/09/09	STOPPED 11/20/09
				TOTAL	1,500 00	ITEMS	2

REPORT DATE 12/07/09

ACCOUNT 3875-7391 RULE OFF FROM 11/01/09 TO 11/30/09

RUN DATE 12/07/09 TIME 16.51

ISSUANCE SUMMARY

PAGE 1

ACCOUNT NAME - CITI GIFT

AGED ITEMS VOIDED

SERIAL-NUM	ISSUE AMOUNT	ISS DATE	REASON	SERIAL-NUM	ISSUE AMOUNT	ISS DATE	REASON
				TOTAL	0 00	ITEMS	0

REPORT DATE 12/07/09

ACCOUNT 3875-7391 RULE OFF FROM 11/01/09 TO 11/30/09

RUN DATE 12/07/09 TIME 16 51

ACCOUNT NAME - CITI GIFT

ISSUANCE SUMMARY

PAGE 1

ISSUANCE REGISTER ADJUSTMENTS

PREV PAID	TOTAL	0 00	ITEMS	0
CURRENT	TOTAL	0 00	ITEMS	0
REPORT	TOTAL	0 00	ITEMS	0

REPORT DATE 12/07/09

ACCOUNT 3875-7391 RULE OFF FROM 11/01/09 TO 11/30/09

RUN DATE 12/07/09 TIME 16 51

ACCOUNT NAME - CITI GIFT

ISSUANCE SUMMARY

PAGE 1

ISSUANCE SUMMARY

	ISSUE AMOUNT	ITEMS
INITIAL ISSUANCE	4,513,428 74	565
ADDITIONAL CHECKS ISSUED	0 00	0
ISSUED CHECKS VOIDED	< 1,500 00 >	2
AGED ITEMS VOIDED	0 00	0
ISSUANCE REGISTER ADJUSTMENTS	0 00	0

REPORT DATE 12/07/09

ACCOUNT 3875-7391 RULE OFF FROM 11/01/09 TO 11/30/09

RUN DATE 12/07/09 TIME 16 51

ACCOUNT NAME - CITI GIFT

PWI SUMMARY

PAGE 1

CLOSING PWI

SERIAL-NUM	PAID AMOUNT	PAID DATE	RESOLUTION DATE	SERIAL-NUM	PAID AMOUNT	PAID DATE	RESOLUTION DATE
16909	1,000 00	11/09/09					
TOTAL	1,000 00	ITEMS	1				

REPORT DATE 12/07/09

ACCOUNT 3875-7391 RULE OFF FROM 11/01/09 TO 11/30/09

RUN DATE 12/07/09 TIME 16 51

ACCOUNT NAME - CITI GIFT

PWI SUMMARY

PAGE 1

PWI SUMMARY

	ISSUE AMOUNT	ITEMS
PWI PRIOR TOTAL	0.00	0
PWI THIS PERIOD	1,000 00	1
PREV PWI RESOLVED BY ISSUANCE	0 00	0
PREV PWI RESOLVED BY REVERSAL	0 00	0
CLOSING PWI	1,000 00	1
TOTAL FOR NOVEMBER -	<u>4,512,928 74</u>	

REPORT DATE 01/06/10

ACCOUNT 3875-7391 RULE OFF FROM 12/01/09 TO 12/31/09

RUN DATE 01/06/10 TIME 18 01

ACCOUNT NAME - CITI GIFT

PAID & OUTSTANDING

PAGE 1

SERIAL-NUM	PAID AMOUNT	PAID DTE	OUTSTANDING AMOUNT	ISSUE DATE	ADDITIONAL DATA	CODE	PLAN	FSI
16376			1,200 00	12/19/07				
17518			2,000.00	01/16/08				
20760			400 00	06/25/08				
20803			25,000 00	06/26/08				
21127			1,000 00	07/15/07	UNIVERSITY OF MARYLAND - SCHOO			
21127			1,000 00	07/16/08				
21205			9,200 00	07/23/08				
21538			500 00	08/27/07				
21538			500 00	08/29/08				
21600			1,000 00	09/03/07				
21600			1,000 00	09/05/08				
21668			250 00	09/10/07				
21672			2,100 00	09/10/07				
21672			2,100 00	09/12/08				
21694			500 00	09/10/07				
21694			500 00	09/12/08				
21734			1,000 00	09/12/07				
21734			1,000 00	09/16/08				
21830			500 00	09/19/07				
21830			500 00	09/23/08				
21849			2,000 00	09/18/07				
21849			2,000 00	09/23/08				
21914			250 00	09/29/07				
21914			250 00	10/01/08				
21962			500 00	10/03/07				
22095			500 00	10/09/07				
23329			250 00	12/16/08				
23358			900 00	12/16/08				
24405			1,000 00	01/15/09				
26053			5,000 00	05/01/09				
27435	6,000 00	12/01/09		08/17/09				
28096			250 00	10/14/09				
28097			250 00	10/14/09				
28141	1,000 00	12/11/09		10/16/09				
28153			500 00	10/16/09				
28183	2,405 00	12/08/09		10/16/09				
28194	1,000 00	12/01/09		10/16/09				
28259			250 00	10/16/09				
28288	251 00	12/08/09		10/20/09				
28290	1,000 00	12/10/09		10/20/09				
28300			500 00	12/09/09				
28310	5,000 00	12/09/09		10/22/09				
28333	10,000 00	12/01/09		10/22/09				
28398	500 00	12/08/09		10/26/09				
28399			2,100 00	10/26/09				
28416			2,500 00	10/29/09				
28446	1,000 00	12/01/09		10/29/09				

REPORT DATE 01/06/10

ACCOUNT 3875-7391 RULE OFF FROM 12/01/09 TO 12/31/09

RUN DATE 01/06/10 TIME 18-01

PAID & OUTSTANDING

ACCOUNT NAME - CITI GIFT

PAGE 2

SERIAL-NUM	PAID AMOUNT	PAID DTE	OUTSTANDING AMOUNT	ISSUE DATE	ADDITIONAL DATA	CODE	PLAN	FSI
28450	1,800 00	12/11/09		10/29/09				
28453	500 00	12/07/09		10/29/09				
28464	525 00	12/11/09		11/02/09				
28497	1,000 00	12/03/09		11/03/09				
28502			3,000 00	11/03/09				
28546	1,000 00	12/04/09		11/03/09				
28547	2,000 00	12/01/09		11/03/09				
28552	7,000 00	12/02/09		11/03/09				
28556	6,000 00	12/22/09		11/03/09				
28565	500 00	12/02/09		11/03/09				
28578	2,500 00	12/02/09		11/05/09				
28596	15,000 00	12/02/09		11/05/09				
28610	1,500 00	12/10/09		11/09/09				
28611	5,000 00	12/17/09		11/09/09				
28615	1,000 00	12/02/09		11/09/09				
28622	1,500 00	12/14/09		11/09/09				
28627	5,000 00	12/02/09		11/09/09				
28632	3,000 00	12/10/09		11/09/09				
28636			2,000 00	11/09/09				
28638	15,000 00	12/14/09		11/09/09				
28639	16,000 00	12/18/09		11/09/09				
28641			5,000 00	11/09/09				
28646	1,500 00	12/01/09		11/09/09				
28658	1,000 00	12/02/09		11/09/09				
28660	3,000 00	12/01/09		11/09/09				
28668	500 00	12/09/09		11/09/09				
28677	700 00	12/03/09		11/16/09				
28680	1,000 00	12/01/09		11/16/09				
28682	500.00	12/01/09		11/16/09				
28685			5,000 00	11/16/09				
28689	1,500 00	12/01/09		11/16/09				
28691	500 00	12/11/09		11/16/09				
28693	10,000 00	12/22/09		11/16/09				
28695	250 00	12/15/09		11/16/09				
28696	250 00	12/02/09		11/16/09				
28698	650 00	12/02/09		11/16/09				
28699	1,000 00	12/07/09		11/16/09				
28701	1,000 00	12/01/09		11/16/09				
28706	2,000 00	12/02/09		11/16/09				
28709	250 00	12/02/09		11/16/09				
28710	2,000 00	12/02/09		11/16/09				
28718	2,000 00	12/29/09		11/16/09				
28720	2,000 00	12/01/09		11/16/09				
28723	1,000 00	12/02/09		11/16/09				
28725	250 00	12/02/09		11/16/09				
28730	300 00	12/02/09		11/16/09				
28736	2,000 00	12/02/09		11/16/09				

REPORT DATE 01/06/10

ACCOUNT 3875-7391 RULE OFF FROM 12/01/09 TO 12/31/09

RUN DATE 01/06/10 TIME 18 01

ACCOUNT NAME - CITI GIFT

PAID & OUTSTANDING

PAGE 3

SERIAL-NUM	PAID AMOUNT	PAID DTE	OUTSTANDING AMOUNT	ISSUE DATE	ADDITIONAL DATA	CODE	PLAN	FSI
28739	1,000 00	12/11/09		11/16/09				
28740	2,000 00	12/04/09		11/16/09				
28741	9,000 00	12/04/09		11/16/09				
28745	250 00	12/17/09		11/16/09				
28747	250 00	12/09/09		11/16/09				
28754	500 00	12/01/09		11/17/09				
28755	10,000 00	12/02/09		11/17/09				
28756	1,000 00	12/04/09		11/17/09				
28758	10,000 00	12/01/09		11/17/09				
28764	360.00	12/02/09		11/17/09				
28767	10,000 00	12/01/09		11/17/09				
28768	600 00	12/02/09		11/17/09				
28769	10,000.00	12/02/09		11/17/09				
28770	1,000 00	12/03/09		11/17/09				
28771	450 00	12/02/09		11/17/09				
28776	2,000 00	12/02/09		11/17/09				
28780	10,000 00	12/22/09		11/17/09				
28782	250 00	12/03/09		11/17/09				
28789	500 00	12/01/09		11/19/09				
28793	5,000 00	12/03/09		11/19/09				
28795	4,000 00	12/03/09		11/19/09				
28798	500 00	12/02/09		11/19/09				
28804	500.00	12/10/09		11/19/09				
28810	1,000 00	12/01/09		11/19/09				
28815	10,000 00	12/07/09		11/19/09				
28816	1,000 00	12/15/09		11/19/09				
28818	5,000 00	12/08/09		11/19/09				
28820	1,000 00	12/01/09		11/19/09				
28831	400 00	12/09/09		11/19/09				
28832	275.00	12/03/09		11/19/09				
28833	1,000 00	12/03/09		11/19/09				
28834	500 00	12/01/09		11/19/09				
28835	2,000.00	12/02/09		11/19/09				
28836	2,000 00	12/07/09		11/19/09				
28840	300 00	12/04/09		11/19/09				
28843	5,000 00	12/07/09		11/19/09				
28845	7,500 00	12/11/09		11/19/09				
28847	1,000 00	12/02/09		11/19/09				
28851	500 00	12/02/09		11/19/09				
28852	8,460 00	12/02/09		11/19/09				
28853	1,000 00	12/31/09		11/19/09				
28855	1,000 00	12/03/09		11/19/09				
28860	25,000 00	12/01/09		11/19/09				
28863	5,000 00	12/01/09		11/19/09				
28865	1,000.00	12/02/09		11/19/09				
28869	1,000 00	12/07/09		11/19/09				
28870	1,000 00	12/08/09		11/19/09				

REPORT DATE 01/06/10

ACCOUNT 3875-7391 RULE OFF FROM 12/01/09 TO 12/31/09

RUN DATE 01/06/10 TIME 18 01

ACCOUNT NAME - CITI GIFT

PAID & OUTSTANDING

PAGE 4

SERIAL-NUM	PAID AMOUNT	PAID DTE	OUTSTANDING AMOUNT	ISSUE DATE	ADDITIONAL DATA	CODE	PLAN	FSI
28872	5,000 00	12/02/09		11/19/09				
28873	936 25	12/02/09		11/23/09				
28874	250.00	12/15/09		11/23/09				
28875	1,000.00	12/07/09		11/23/09				
28876	700 00	12/01/09		11/23/09				
28877	500 00	12/01/09		11/23/09				
28878	500 00	12/11/09		11/23/09				
28879	1,000 00	12/15/09		11/23/09				
28880	25,000 00	12/21/09		11/23/09				
28881	25,000 00	12/11/09		11/23/09				
28883	250 00	12/02/09		11/23/09				
28884	250 00	12/01/09		11/23/09				
28885	250.00	12/04/09		11/23/09				
28886	250 00	12/02/09		11/23/09				
28887	1,000 00	12/21/09		11/23/09				
28888	500 00	12/01/09		11/23/09				
28889	1,000 00	12/09/09		11/23/09				
28890	500 00	12/15/09		11/23/09				
28891	1,000 00	12/10/09		11/23/09				
28892	500 00	12/03/09		11/23/09				
28893	1,000 00	12/09/09		11/23/09				
28894	2,500 00	12/01/09		11/23/09				
28895	25,000 00	12/01/09		11/23/09				
28896	2,500 00	12/01/09		11/23/09				
28897	1,000 00	12/10/09		11/23/09				
28898	300 00	12/07/09		11/23/09				
28899	2,000 00	12/02/09		11/23/09				
28900	250 00	12/09/09		11/23/09				
28901	100,000 00	12/09/09		11/23/09				
28903	3,573 00	12/08/09		11/23/09				
28904	2,000 00	12/01/09		11/23/09				
28905	5,000 00	12/04/09		11/23/09				
28906	5,000 00	12/01/09		11/23/09				
28907	1,000 00	12/07/09		11/23/09				
28908	350 00	12/09/09		11/23/09				
28909	5,000 00	12/03/09		11/23/09				
28910	350 00	12/02/09		11/23/09				
28911	5,000 00	12/02/09		11/23/09				
28912	70,000 00	12/07/09		11/23/09				
28913	16,000 00	12/03/09		11/23/09				
28914	750 00	12/08/09		11/23/09				
28915	750 00	12/03/09		11/23/09				
28916	750 00	12/02/09		11/23/09				
28917	1,500 00	12/14/09		11/23/09				
28918	750.00	12/01/09		11/23/09				
28920	2,500 00	12/01/09		11/23/09				
28921	500 00	12/01/09		11/23/09				

REPORT DATE 01/06/10

ACCOUNT 3875-7391 RULE OFF FROM 12/01/09 TO 12/31/09

RUN DATE 01/06/10 TIME 18 01

ACCOUNT NAME - CITI GIFT

PAID & OUTSTANDING

PAGE 5

SERIAL-NUM	PAID AMOUNT	PAID DTE	OUTSTANDING AMOUNT	ISSUE DATE	ADDITIONAL DATA	CODE	PLAN	FSI
28922	2,500 00	12/07/09		11/23/09				
28923	1,500 00	12/01/09		11/23/09				
28924	2,000 00	12/08/09		11/23/09				
28925	500 00	12/01/09		11/23/09				
28926	1,000 00	12/10/09		11/23/09				
28927	1,000 00	12/08/09		11/23/09				
28928	50,000 00	12/01/09		11/23/09				
28929	25,000 00	12/01/09		11/23/09				
28931	15,000 00	12/01/09		11/23/09				
28932	25,000 00	12/01/09		11/23/09				
28933	5,000 00	12/10/09		11/23/09				
28934	300 00	12/01/09		11/23/09				
28936	500 00	12/15/09		11/23/09				
28937	250 00	12/22/09		11/23/09				
28938	250 00	12/01/09		11/23/09				
28939	250 00	12/07/09		11/23/09				
28941	500 00	12/08/09		11/23/09				
28942	5,000 00	12/02/09		11/23/09				
28943	6,546 62	12/04/09		11/23/09				
28944	10,000 00	12/07/09		11/23/09				
28945	500 00	12/14/09		11/23/09				
28946	500 00	12/02/09		11/23/09				
28947	1,725 00	12/07/09		11/23/09				
28948	1,000 00	12/09/09		11/23/09				
28949	500 00	12/15/09		11/23/09				
28950	1,000 00	12/09/09		11/23/09				
28951	250 00	12/01/09		11/23/09				
28952	250 00	12/01/09		11/23/09				
28953	15,000 00	12/01/09		11/23/09				
28954	3,561 00	12/02/09		11/23/09				
28955	1,000 00	12/10/09		11/23/09				
28956	500 00	12/01/09		11/23/09				
28957	250 00	12/03/09		11/23/09				
28958	250 00	12/04/09		11/23/09				
28959	1,000 00	12/04/09		11/23/09				
28960	2,000 00	12/01/09		11/23/09				
28961			3,000 00	11/23/09				
28962	250 00	12/07/09		11/23/09				
28963	4,000 00	12/08/09		11/30/09				
28964	1,000 00	12/08/09		11/30/09				
28965	500 00	12/16/09		11/30/09				
28966	1,500 00	12/09/09		11/30/09				
28967	1,000 00	12/08/09		11/30/09				
28968	2,000 00	12/09/09		11/30/09				
28969	1,000 00	12/16/09		11/30/09				
28970	1,000 00	12/15/09		11/30/09				
28971	1,000 00	12/10/09		11/30/09				

REPORT DATE 01/06/10

ACCOUNT 3875-7391 RULE OFF FROM 12/01/09 TO 12/31/09

RUN DATE 01/06/10 TIME 18 01

ACCOUNT NAME - CITI GIFT

PAID & OUTSTANDING

PAGE 6

SERIAL-NUM	PAID AMOUNT	PAID DTE	OUTSTANDING AMOUNT	ISSUE DATE	ADDITIONAL DATA	CODE	PLAN	FSI
28972	1,000.00	12/14/09		11/30/09				
28973	250 00	12/10/09		11/30/09				
28974	360 00	12/22/09		11/30/09				
28975	250 00	12/07/09		11/30/09				
28976	12,000 00	12/08/09		11/30/09				
28977	250 00	12/16/09		11/30/09				
28978	50,000 00	12/21/09		11/30/09				
28979	500,000 00	12/03/09		11/30/09				
28980	250 00	12/22/09		11/30/09				
28981	250 00	12/10/09		11/30/09				
28982	1,000 00	12/09/09		11/30/09				
28983	22,000 00	12/08/09		11/30/09				
28984	10,000 00	12/14/09		11/30/09				
28985	1,000 00	12/08/09		11/30/09				
28986	250 00	12/11/09		11/30/09				
28987	250 00	12/08/09		11/30/09				
28988	250 00	12/08/09		11/30/09				
28989	250 00	12/24/09		11/30/09				
28990	500 00	12/08/09		11/30/09				
28991	1,000 00	12/16/09		11/30/09				
28992	5,000 00	12/10/09		11/30/09				
28993	5,000 00	12/07/09		11/30/09				
28994	1,000 00	12/11/09		11/30/09				
28995	1,000 00	12/11/09		11/30/09				
28996	3,500 00	12/07/09		11/30/09				
28997	1,000 00	12/07/09		11/30/09				
28998	20,000 00	12/21/09		11/30/09				
28999	500.00	12/11/09		11/30/09				
29000	25,000 00	12/09/09		11/30/09				
29001	1,000 00	12/09/09		11/30/09				
29002			250 00	11/30/09				
29003	500 00	12/07/09		11/30/09				
29004	10,000 00	12/21/09		11/30/09				
29005	3,000 00	12/22/09		11/30/09				
29006	10,000 00	12/14/09		11/30/09				
29007	2,000 00	12/11/09		11/30/09				
29008	1,500 00	12/09/09		11/30/09				
29009	750 00	12/15/09		11/30/09				
29010	500 00	12/07/09		11/30/09				
29011	250 00	12/07/09		11/30/09				
29012	500 00	12/07/09		11/30/09				
29013	1,000 00	12/16/09		11/30/09				
29014	25,000 00	12/09/09		11/30/09				
29015	3,250 00	12/08/09		11/30/09				
29016	2,000 00	12/16/09		11/30/09				
29017	25,000 00	12/14/09		11/30/09				
29018	11,250 00	12/10/09		11/30/09				

REPORT DATE 01/06/10

ACCOUNT 3875-7391 RULE OFF FROM 12/01/09 TO 12/31/09

RUN DATE 01/06/10 TIME 18 01

PAID & OUTSTANDING

ACCOUNT NAME - CITI GIFT

PAGE 7

SERIAL-NUM	PAID AMOUNT	PAID DTE	OUTSTANDING AMOUNT	ISSUE DATE	ADDITIONAL DATA	CODE	PLAN	FSI
29019	5,000 00	12/07/09		11/30/09				
29020	7,500 00	12/23/09		11/30/09				
29021	250 00	12/15/09		11/30/09				
29022	250 00	12/09/09		11/30/09				
29023			500 00	11/30/09				
29024	1,000 00	12/08/09		11/30/09				
29025	1,000 00	12/11/09		11/30/09				
29026	1,800 00	12/14/09		12/01/09				
29027	2,500 00	12/22/09		12/02/09				
29028			4,000 00	12/02/09				
29029	1,000 00	12/22/09		12/02/09				
29030	250 00	12/11/09		12/02/09				
29031	250 00	12/14/09		12/02/09				
29032	3,000 00	12/17/09		12/02/09				
29033	3,000 00	12/10/09		12/02/09				
29034	5,000 00	12/09/09		12/02/09				
29035	3,500 00	12/16/09		12/02/09				
29036	50,000 00	12/17/09		12/02/09				
29037	3,500 00	12/14/09		12/02/09				
29038	2,000 00	12/09/09		12/02/09				
29039	10,000 00	12/10/09		12/02/09				
29040	5,000 00	12/10/09		12/02/09				
29041	2,000 00	12/15/09		12/02/09				
29042	2,000 00	12/21/09		12/02/09				
29043	2,000 00	12/10/09		12/02/09				
29044			3,000.00	12/02/09				
29045	5,000 00	12/11/09		12/02/09				
29046	2,000 00	12/09/09		12/02/09				
29047	1,000 00	12/16/09		12/02/09				
29048	25,000 00	12/14/09		12/02/09				
29049	1,000 00	12/29/09		12/02/09				
29050	10,000 00	12/30/09		12/02/09				
29051	5,000 00	12/09/09		12/02/09				
29052	5,000 00	12/16/09		12/02/09				
29053	5,000 00	12/15/09		12/02/09				
29054	12,500 00	12/10/09		12/02/09				
29055	2,500 00	12/08/09		12/02/09				
29056	15,600 00	12/11/09		12/02/09				
29057	500 00	12/11/09		12/02/09				
29058	6,000 00	12/09/09		12/02/09				
29059	2,000 00	12/21/09		12/02/09				
29060	4,000 00	12/15/09		12/02/09				
29061	10,000 00	12/08/09		12/02/09				
29062	500 00	12/14/09		12/02/09				
29063	7,500 00	12/21/09		12/02/09				
29064	4,000 00	12/09/09		12/02/09				
29065	1,500 00	12/17/09		12/02/09				

REPORT DATE 01/06/10

ACCOUNT 3875-7391 RULE OFF FROM 12/01/09 TO 12/31/09

RUN DATE 01/06/10 TIME 18.01

PAID & OUTSTANDING

PAGE 8

ACCOUNT NAME - CITI GIFT

SERIAL-NUM	PAID AMOUNT	PAID DTE	OUTSTANDING AMOUNT	ISSUE DATE	ADDITIONAL DATA	CODE	PLAN	FSI
29066	250 00	12/21/09		12/02/09				
29067	250 00	12/08/09		12/02/09				
29068	750 00	12/15/09		12/02/09				
29069			300 00	12/02/09				
29070	10,000 00	12/09/09		12/02/09				
29071			500 00	12/02/09				
29072	250 00	12/21/09		12/02/09				
29073	500 00	12/14/09		12/02/09				
29074			500 00	12/02/09				
29075	2,000 00	12/14/09		12/02/09				
29076	1,000 00	12/11/09		12/02/09				
29077	250 00	12/09/09		12/02/09				
29078	1,500 00	12/10/09		12/02/09				
29079	1,250 00	12/14/09		12/02/09				
29080	1,000 00	12/17/09		12/02/09				
29081	250 00	12/11/09		12/02/09				
29082	2,500 00	12/09/09		12/02/09				
29083	250 00	12/14/09		12/02/09				
29084	250 00	12/11/09		12/02/09				
29085	12,000 00	12/09/09		12/02/09				
29086	12,000 00	12/09/09		12/02/09				
29087	5,000 00	12/23/09		12/02/09				
29088	500 00	12/15/09		12/02/09				
29089	5,000 00	12/18/09		12/02/09				
29090	10,000 00	12/09/09		12/02/09				
29091	1,000 00	12/10/09		12/02/09				
29092	3,000 00	12/14/09		12/02/09				
29093	25,000 00	12/10/09		12/02/09				
29094	2,000 00	12/08/09		12/02/09				
29095	250 00	12/14/09		12/02/09				
29096	250 00	12/10/09		12/02/09				
29097	250 00	12/17/09		12/02/09				
29098	25,000 00	12/14/09		12/02/09				
29099	1,000 00	12/16/09		12/02/09				
29100	500 00	12/09/09		12/02/09				
29101	5,000 00	12/15/09		12/02/09				
29102	854 00	12/11/09		12/02/09				
29103	250 00	12/21/09		12/02/09				
29104	5,000 00	12/10/09		12/02/09				
29105	2,000 00	12/10/09		12/02/09				
29106	250 00	12/14/09		12/02/09				
29107	1,000 00	12/09/09		12/02/09				
29108	25,000 00	12/09/09		12/02/09				
29109	1,500 00	12/15/09		12/02/09				
29110	250 00	12/14/09		12/02/09				
29111	1,000 00	12/23/09		12/02/09				
29112	10,000 00	12/14/09		12/02/09				

REPORT DATE 01/06/10

ACCOUNT 3875-7391 RULE OFF FROM 12/01/09 TO 12/31/09

RUN DATE 01/06/10 TIME 18 01

ACCOUNT NAME - CITI GIFT

PAID & OUTSTANDING

PAGE 9

SERIAL-NUM	PAID AMOUNT	PAID DTE	OUTSTANDING AMOUNT	ISSUE DATE	ADDITIONAL DATA	CODE	PLAN	FSI
29113	250 00	12/09/09		12/02/09				
29114	250 00	12/16/09		12/02/09				
29115	250.00	12/14/09		12/02/09				
29116	250 00	12/10/09		12/02/09				
29117	500 00	12/16/09		12/02/09				
29118	1,000 00	12/10/09		12/02/09				
29119	5,000 00	12/30/09		12/02/09				
29120	1,000 00	12/10/09		12/02/09				
29121	1,000 00	12/11/09		12/02/09				
29123	1,000 00	12/09/09		12/02/09				
29124	23,316 16	12/09/09		12/03/09				
29125	52,300 29	12/08/09		12/03/09				
29126	1,071 19	12/11/09		12/03/09				
29127	500 00	12/21/09		12/04/09				
29128	1,000 00	12/17/09		12/04/09				
29129	1,000 00	12/16/09		12/04/09				
29130	500 00	12/18/09		12/04/09				
29131	250 00	12/18/09		12/04/09				
29132	1,500.00	12/18/09		12/04/09				
29133	5,250.00	12/16/09		12/04/09				
29134	250 00	12/29/09		12/04/09				
29135			250 00	12/04/09				
29136	500 00	12/17/09		12/04/09				
29137	1,150 00	12/11/09		12/04/09				
29138			9,000 00	12/04/09				
29139	500 00	12/21/09		12/04/09				
29140	1,000 00	12/11/09		12/04/09				
29141	1,000 00	12/17/09		12/04/09				
29142	2,500 00	12/21/09		12/04/09				
29143	1,000 00	12/28/09		12/04/09				
29144	2,500 00	12/14/09		12/04/09				
29145	1,000 00	12/14/09		12/04/09				
29146	2,500 00	12/16/09		12/04/09				
29147	25,000 00	12/11/09		12/04/09				
29148	5,000 00	12/11/09		12/04/09				
29149	25,000 00	12/14/09		12/04/09				
29150	75,000 00	12/14/09		12/04/09				
29151	75,000 00	12/14/09		12/04/09				
29152	25,000 00	12/15/09		12/04/09				
29153	25,000 00	12/24/09		12/04/09				
29154	5,000 00	12/22/09		12/04/09				
29155	10,000 00	12/17/09		12/04/09				
29156	5,000 00	12/17/09		12/04/09				
29157	25,000 00	12/14/09		12/04/09				
29158	2,000.00	12/14/09		12/04/09				
29159	50,000 00	12/10/09		12/04/09				
29160	75,000 00	12/11/09		12/04/09				

REPORT DATE 01/06/10

ACCOUNT 3875-7391 RULE OFF FROM 12/01/09 TO 12/31/09

RUN DATE 01/06/10 TIME 18 01

PAID & OUTSTANDING

PAGE 10

ACCOUNT NAME - CITI GIFT

SERIAL-NUM	PAID AMOUNT	PAID DTE	OUTSTANDING AMOUNT	ISSUE DATE	ADDITIONAL DATA	CODE	PLAN	FSI
29161	25,000 00	12/16/09		12/04/09				
29162	25,000 00	12/14/09		12/04/09				
29163	25,000 00	12/16/09		12/04/09				
29164	50,000 00	12/11/09		12/04/09				
29165			1,500 00	12/04/09				
29166	17,500.00	12/16/09		12/04/09				
29167	1,800 00	12/14/09		12/04/09				
29168			250 00	12/04/09				
29169	500 00	12/14/09		12/04/09				
29170	1,000 00	12/11/09		12/04/09				
29171	500 00	12/15/09		12/04/09				
29172	1,000 00	12/11/09		12/04/09				
29173	4,000 00	12/15/09		12/04/09				
29174	500 00	12/15/09		12/04/09				
29175	500 00	12/16/09		12/04/09				
29176	250 00	12/14/09		12/04/09				
29177	250 00	12/14/09		12/04/09				
29178	250 00	12/18/09		12/04/09				
29179	40,000 00	12/14/09		12/04/09				
29180	300 00	12/29/09		12/04/09				
29181	250 00	12/16/09		12/04/09				
29182	1,000 00	12/14/09		12/04/09				
29183	250 00	12/22/09		12/04/09				
29184	1,000 00	12/15/09		12/04/09				
29185	500 00	12/15/09		12/04/09				
29186	10,000 00	12/17/09		12/04/09				
29187	15,000 00	12/18/09		12/04/09				
29188	20,000 00	12/14/09		12/04/09				
29189	25,000 00	12/16/09		12/04/09				
29190	5,000 00	12/10/09		12/04/09				
29191	5,000 00	12/14/09		12/04/09				
29192	500 00	12/15/09		12/04/09				
29193	500 00	12/14/09		12/04/09				
29194	3,000 00	12/14/09		12/04/09				
29195	250 00	12/23/09		12/04/09				
29196	250 00	12/17/09		12/04/09				
29197	10,000 00	12/18/09		12/04/09				
29198	250 00	12/23/09		12/04/09				
29199	500 00	12/16/09		12/04/09				
29200	5,000 00	12/22/09		12/04/09				
29201	5,000 00	12/15/09		12/04/09				
29202	1,000 00	12/14/09		12/04/09				
29203	1,000 00	12/22/09		12/04/09				
29204	2,500 00	12/31/09		12/04/09				
29205	500 00	12/14/09		12/04/09				
29206	25,000 00	12/15/09		12/04/09				
29207	250 00	12/15/09		12/04/09				

REPORT DATE 01/06/10

ACCOUNT 3875-7391 RULE OFF FROM 12/01/09 TO 12/31/09

RUN DATE 01/06/10 TIME 18 01

ACCOUNT NAME - CITI GIFT

PAID & OUTSTANDING

PAGE 11

SERIAL-NUM	PAID AMOUNT	PAID DTE	OUTSTANDING AMOUNT	ISSUE DATE	ADDITIONAL DATA	CODE	PLAN	FSI
29208	1,000 00	12/11/09		12/04/09				
29209	250 00	12/22/09		12/04/09				
29210	2,000 00	12/11/09		12/04/09				
29211			50,000 00	12/04/09				
29212	10,000 00	12/24/09		12/04/09				
29213	1,000 00	12/21/09		12/04/09				
29214	1,000 00	12/15/09		12/04/09				
29215	1,500 00	12/16/09		12/04/09				
29216	1,000 00	12/14/09		12/04/09				
29217	1,000 00	12/14/09		12/04/09				
29218	500 00	12/16/09		12/04/09				
29219	250 00	12/23/09		12/04/09				
29220			235,000 00	12/04/09				
29221	2,500 00	12/16/09		12/04/09				
29222	5,000 00	12/23/09		12/04/09				
29223	26,034 34	12/11/09		12/07/09				
29224	14,743 72	12/11/09		12/07/09				
29225	1,000 00	12/15/09		12/08/09				
29226	1,000 00	12/29/09		12/08/09				
29227	2,500 00	12/21/09		12/08/09				
29228	1,000.00	12/29/09		12/08/09				
29229	250 00	12/15/09		12/08/09				
29230	250 00	12/17/09		12/08/09				
29231	250 00	12/23/09		12/08/09				
29232			250 00	12/08/09				
29233			500 00	12/08/09				
29234	1,000 00	12/21/09		12/08/09				
29235	500 00	12/14/09		12/08/09				
29236	1,000 00	12/16/09		12/08/09				
29237	1,000 00	12/14/09		12/08/09				
29238	1,000 00	12/15/09		12/08/09				
29239	10,000.00	12/15/09		12/08/09				
29240	7,500 00	12/15/09		12/08/09				
29241	550 00	12/14/09		12/08/09				
29242	300 00	12/17/09		12/08/09				
29243			500 00	12/08/09				
29244	500 00	12/18/09		12/08/09				
29245	400 00	12/23/09		12/08/09				
29246	250 00	12/22/09		12/08/09				
29247	250 00	12/21/09		12/08/09				
29248	31,162 94	12/15/09		12/08/09				
29249	15,000 00	12/15/09		12/08/09				
29250	250 00	12/24/09		12/08/09				
29251	13,000 00	12/16/09		12/08/09				
29252	500 00	12/18/09		12/08/09				
29253	250 00	12/16/09		12/08/09				
29254	250 00	12/16/09		12/08/09				

REPORT DATE 01/06/10

ACCOUNT 3875-7391 RULE OFF FROM 12/01/09 TO 12/31/09

RUN DATE 01/06/10 TIME 18 01

ACCOUNT NAME - CITI GIFT

PAID & OUTSTANDING

PAGE 12

SERIAL-NUM	PAID AMOUNT	PAID DTE	OUTSTANDING AMOUNT	ISSUE DATE	ADDITIONAL DATA	CODE	PLAN	FSI
29255	250.00	12/15/09		12/08/09				
29256			1,000.00	12/08/09				
29257	1,055.46	12/16/09		12/08/09				
29258	500.00	12/31/09		12/08/09				
29259	1,300.00	12/17/09		12/08/09				
29260	250.00	12/16/09		12/08/09				
29261	2,500.00	12/17/09		12/08/09				
29262	2,500.00	12/17/09		12/08/09				
29263	2,500.00	12/16/09		12/08/09				
29264	500.00	12/15/09		12/08/09				
29265	1,000.00	12/22/09		12/08/09				
29266	10,000.00	12/16/09		12/08/09				
29267	5,000.00	12/18/09		12/08/09				
29268	20,000.00	12/18/09		12/08/09				
29269			150,000.00	12/08/09				
29270	500.00	12/15/09		12/08/09				
29271	736,090.55	12/16/09		12/08/09				
29272	4,000.00	12/28/09		12/08/09				
29273	2,600.00	12/22/09		12/08/09				
29274	573.00	12/22/09		12/08/09				
29275			1,500.00	12/08/09				
29276	500.00	12/14/09		12/08/09				
29277	250.00	12/23/09		12/08/09				
29278	10,250.00	12/23/09		12/08/09				
29279	400.00	12/21/09		12/08/09				
29280	7,000.00	12/21/09		12/10/09				
29281	600.00	12/15/09		12/10/09				
29282	5,000.00	12/21/09		12/10/09				
29283	3,000.00	12/21/09		12/10/09				
29284	10,000.00	12/21/09		12/10/09				
29285	1,000.00	12/17/09		12/10/09				
29286	5,000.00	12/21/09		12/10/09				
29287	5,000.00	12/16/09		12/10/09				
29288			10,000.00	12/10/09				
29289	250.00	12/28/09		12/10/09				
29290	500.00	12/18/09		12/10/09				
29291	500.00	12/16/09		12/10/09				
29292	300.00	12/15/09		12/10/09				
29293	300.00	12/21/09		12/10/09				
29294	500.00	12/21/09		12/10/09				
29295	250.00	12/31/09		12/10/09				
29296	10,000.00	12/18/09		12/10/09				
29297	2,500.00	12/22/09		12/10/09				
29298	6,000.00	12/23/09		12/10/09				
29299	15,000.00	12/22/09		12/10/09				
29300	250.00	12/16/09		12/10/09				
29301	5,000.00	12/21/09		12/10/09				

REPORT DATE 01/06/10

ACCOUNT 3875-7391 RULE OFF FROM 12/01/09 TO 12/31/09

RUN DATE 01/06/10 TIME 18 01

PAID & OUTSTANDING

PAGE 13

ACCOUNT NAME - CITI GIFT

SERIAL-NUM	PAID AMOUNT	PAID DTE	OUTSTANDING AMOUNT	ISSUE DATE	ADDITIONAL DATA	CODE	PLAN	FSI
29302	1,000 00	12/21/09		12/10/09				
29303	2,500 00	12/30/09		12/10/09				
29304	10,000 00	12/16/09		12/10/09				
29305	2,500 00	12/17/09		12/10/09				
29306	300 00	12/28/09		12/10/09				
29307	1,500 00	12/21/09		12/10/09				
29308	300.00	12/18/09		12/10/09				
29309			530 00	12/10/09				
29310	600.00	12/22/09		12/10/09				
29311	1,690 00	12/23/09		12/10/09				
29312	1,000 00	12/16/09		12/10/09				
29313	3,000.00	12/23/09		12/10/09				
29314	3,000.00	12/22/09		12/10/09				
29315	5,000 00	12/16/09		12/10/09				
29316	300 00	12/22/09		12/10/09				
29317	250.00	12/21/09		12/10/09				
29318	250 00	12/16/09		12/10/09				
29319	300.00	12/28/09		12/10/09				
29320	300 00	12/17/09		12/10/09				
29321	250 00	12/17/09		12/10/09				
29322	1,000.00	12/21/09		12/10/09				
29323	1,000 00	12/23/09		12/10/09				
29324			250 00	12/10/09				
29325	250 00	12/23/09		12/10/09				
29326	1,800 00	12/23/09		12/10/09				
29327	2,500 00	12/18/09		12/10/09				
29328	500.00	12/21/09		12/10/09				
29329	500 00	12/17/09		12/10/09				
29330	500 00	12/18/09		12/10/09				
29331	1,000.00	12/21/09		12/10/09				
29332	4,000 00	12/31/09		12/10/09				
29333	5,000 00	12/16/09		12/10/09				
29334	4,000 00	12/21/09		12/10/09				
29335	2,500 00	12/15/09		12/10/09				
29336	2,000 00	12/18/09		12/10/09				
29337	1,000 00	12/18/09		12/10/09				
29338	1,250 00	12/17/09		12/10/09				
29339	850 00	12/18/09		12/10/09				
29340	1,000 00	12/30/09		12/10/09				
29341	700 00	12/16/09		12/10/09				
29342	500 00	12/16/09		12/10/09				
29343	10,000 00	12/23/09		12/10/09				
29344	2,000 00	12/17/09		12/10/09				
29345	1,000 00	12/22/09		12/10/09				
29346	2,500 00	12/16/09		12/10/09				
29347	2,500 00	12/17/09		12/10/09				
29348			468 00	12/10/09				

REPORT DATE 01/06/10

ACCOUNT 3875-7391 RULE OFF FROM 12/01/09 TO 12/31/09

RUN DATE 01/06/10 TIME 18 01

PAID & OUTSTANDING

ACCOUNT NAME - CITI GIFT

PAGE 14

SERIAL-NUM	PAID AMOUNT	PAID DTE	OUTSTANDING AMOUNT	ISSUE DATE	ADDITIONAL DATA	CODE	PLAN	FSI
29349	1,800 00	12/21/09		12/10/09				
29350	300 00	12/18/09		12/10/09				
29351			480 00	12/10/09				
29352			250 00	12/10/09				
29353	1,500 00	12/22/09		12/10/09				
29354	500 00	12/17/09		12/10/09				
29355	500 00	12/23/09		12/10/09				
29356	9,000 00	12/17/09		12/10/09				
29357	500 00	12/31/09		12/10/09				
29358			1,000 00	12/10/09				
29359	1,000 00	12/22/09		12/10/09				
29360	750 00	12/18/09		12/10/09				
29361	500 00	12/21/09		12/10/09				
29362	1,000 00	12/22/09		12/10/09				
29363	4,000 00	12/30/09		12/10/09				
29364	270 00	12/21/09		12/10/09				
29365	5,000 00	12/22/09		12/10/09				
29366			15,000 00	12/10/09				
29367	3,000 00	12/18/09		12/10/09				
29368	1,000 00	12/18/09		12/10/09				
29369	250 00	12/16/09		12/10/09				
29370	250 00	12/28/09		12/10/09				
29371			1,000 00	12/10/09				
29372	450 00	12/18/09		12/10/09				
29373	2,000 00	12/21/09		12/10/09				
29374	1,500 00	12/30/09		12/10/09				
29375	300 00	12/23/09		12/10/09				
29376	250 00	12/30/09		12/10/09				
29377	250 00	12/17/09		12/10/09				
29378	250 00	12/29/09		12/10/09				
29379	1,000 00	12/21/09		12/10/09				
29380			250.00	12/10/09				
29381	500 00	12/22/09		12/10/09				
29382	300 00	12/16/09		12/10/09				
29383	250 00	12/18/09		12/10/09				
29384	750 00	12/22/09		12/10/09				
29385	2,000 00	12/23/09		12/10/09				
29386	600 00	12/23/09		12/10/09				
29387	30,000 00	12/21/09		12/10/09				
29388	1,000 00	12/22/09		12/10/09				
29389	10,000 00	12/16/09		12/10/09				
29390	10,000 00	12/24/09		12/10/09				
29391	500 00	12/18/09		12/10/09				
29392	500 00	12/17/09		12/10/09				
29393	2,000 00	12/22/09		12/10/09				
29394			300 00	12/10/09				
29395	250 00	12/21/09		12/10/09				

REPORT DATE 01/06/10

ACCOUNT 3875-7391 RULE OFF FROM 12/01/09 TO 12/31/09

RUN DATE 01/06/10 TIME 18-01

PAID & OUTSTANDING

PAGE 15

ACCOUNT NAME - CITY GIFT

SERIAL-NUM	PAID AMOUNT	PAID DTE	OUTSTANDING AMOUNT	ISSUE DATE	ADDITIONAL DATA	CODE	PLAN	FSI
29396	250 00	12/17/09		12/10/09				
29397	250 00	12/17/09		12/10/09				
29398	250 00	12/15/09		12/10/09				
29399	250 00	12/22/09		12/10/09				
29400	1,000 00	12/21/09		12/10/09				
29401			250 00	12/10/09				
29402	28,300 00	12/16/09		12/10/09				
29403	325 00	12/30/09		12/10/09				
29404	10,000 00	12/17/09		12/10/09				
29405	1,000.00	12/18/09		12/10/09				
29406	250 00	12/22/09		12/10/09				
29407			500 00	12/10/09				
29408	1,000 00	12/18/09		12/10/09				
29409	350 00	12/16/09		12/10/09				
29410	1,000 00	12/21/09		12/10/09				
29411			315 00	12/10/09				
29412	1,500 00	12/22/09		12/10/09				
29413	2,000 00	12/22/09		12/10/09				
29414	2,000.00	12/22/09		12/10/09				
29415	5,750 00	12/28/09		12/10/09				
29416	1,000 00	12/22/09		12/10/09				
29417			250 00	12/10/09				
29418	1,000 00	12/23/09		12/10/09				
29419	300 00	12/18/09		12/10/09				
29420	300.00	12/21/09		12/10/09				
29421	3,000 00	12/23/09		12/11/09				
29422	2,000.00	12/24/09		12/11/09				
29423	500 00	12/24/09		12/11/09				
29424			1,000 00	12/11/09				
29425	1,000 00	12/22/09		12/11/09				
29426	1,000 00	12/24/09		12/11/09				
29427	1,000 00	12/23/09		12/11/09				
29428	5,000 00	12/30/09		12/11/09				
29429	1,000 00	12/22/09		12/11/09				
29430	1,000 00	12/29/09		12/11/09				
29431	250 00	12/22/09		12/11/09				
29432	500 00	12/21/09		12/11/09				
29433	500 00	12/21/09		12/11/09				
29434	500 00	12/21/09		12/11/09				
29435	15,000 00	12/22/09		12/11/09				
29436	1,000 00	12/28/09		12/11/09				
29437	500 00	12/22/09		12/11/09				
29438	1,500 00	12/23/09		12/11/09				
29439	2,000 00	12/18/09		12/11/09				
29440	25,000 00	12/21/09		12/11/09				
29441	25,000 00	12/21/09		12/11/09				
29442	25,000 00	12/24/09		12/11/09				

REPORT DATE 01/06/10

ACCOUNT 3875-7391 RULE OFF FROM 12/01/09 TO 12/31/09

RUN DATE 01/06/10 TIME 18 01

PAID & OUTSTANDING

PAGE 16

ACCOUNT NAME - CITI GIFT

SERIAL-NUM	PAID AMOUNT	PAID DTE	OUTSTANDING AMOUNT	ISSUE DATE	ADDITIONAL DATA	CODE	PLAN	FSI
29443	250 00	12/23/09		12/11/09				
29444	50,000 00	12/31/09		12/11/09				
29445	50,000 00	12/21/09		12/11/09				
29446	350 00	12/24/09		12/11/09				
29447	5,000 00	12/22/09		12/11/09				
29448	1,000 00	12/21/09		12/11/09				
29449	10,000 00	12/29/09		12/11/09				
29450	20,000 00	12/23/09		12/11/09				
29451	15,000 00	12/22/09		12/11/09				
29452	10,000.00	12/23/09		12/11/09				
29453	50,000 00	12/24/09		12/11/09				
29454	1,000 00	12/28/09		12/11/09				
29455	1,000 00	12/28/09		12/11/09				
29456	500 00	12/24/09		12/11/09				
29457	3,000 00	12/29/09		12/11/09				
29458	5,000.00	12/21/09		12/11/09				
29459	1,000 00	12/23/09		12/11/09				
29460	500.00	12/24/09		12/11/09				
29461	500 00	12/30/09		12/11/09				
29462	1,000 00	12/23/09		12/11/09				
29463	500 00	12/21/09		12/11/09				
29464	500 00	12/23/09		12/11/09				
29465	1,000 00	12/24/09		12/11/09				
29466	250 00	12/21/09		12/11/09				
29467	1,000 00	12/18/09		12/11/09				
29468	5,000 00	12/23/09		12/11/09				
29469	500 00	12/23/09		12/11/09				
29470	500.00	12/24/09		12/11/09				
29471	250 00	12/22/09		12/11/09				
29472	250 00	12/22/09		12/11/09				
29473	250 00	12/21/09		12/11/09				
29474	7,000 00	12/29/09		12/11/09				
29475	1,000 00	12/29/09		12/11/09				
29476	2,500 00	12/24/09		12/11/09				
29477	2,500 00	12/24/09		12/11/09				
29478	2,000 00	12/21/09		12/11/09				
29479	1,000 00	12/30/09		12/11/09				
29480	15,000 00	12/28/09		12/11/09				
29481	300 00	12/22/09		12/11/09				
29482	10,208 53	12/22/09		12/11/09				
29483	500 00	12/24/09		12/11/09				
29484			1,000 00	12/11/09				
29485			500 00	12/11/09				
29486			400 00	12/11/09				
29487	500 00	12/28/09		12/11/09				
29488	500 00	12/28/09		12/11/09				
29489	500 00	12/24/09		12/11/09				

REPORT DATE 01/06/10

ACCOUNT 3875-7391 RULE OFF FROM 12/01/09 TO 12/31/09

RUN DATE 01/06/10 TIME 18 01

PAID & OUTSTANDING

PAGE 17

ACCOUNT NAME - CITI GIFT

SERIAL-NUM	PAID AMOUNT	PAID DTE	OUTSTANDING AMOUNT	ISSUE DATE	ADDITIONAL DATA	CODE	PLAN	FSI
29490	500 00	12/31/09		12/11/09				
29491	350 00	12/28/09		12/11/09				
29492	1,000 00	12/21/09		12/11/09				
29493	1,000.00	12/24/09		12/11/09				
29494			250 00	12/11/09				
29495	250 00	12/21/09		12/11/09				
29496			250 00	12/11/09				
29497	250 00	12/18/09		12/11/09				
29498	1,000.00	12/21/09		12/11/09				
29499			5,000 00	12/11/09				
29500	5,000 00	12/24/09		12/11/09				
29501	5,000 00	12/23/09		12/11/09				
29502			7,000 00	12/11/09				
29503	190,107 32	12/16/09		12/11/09				
29504	50,000.00	12/29/09		12/11/09				
29505	291,836 82	12/16/09		12/11/09				
29506			1,000 00	12/11/09				
29507			6,700 00	12/11/09				
29508			10,000 00	12/11/09				
29509	3,000 00	12/28/09		12/11/09				
29510	5,000 00	12/22/09		12/11/09				
29511	500 00	12/29/09		12/11/09				
29512	250 00	12/24/09		12/11/09				
29513	2,000 00	12/22/09		12/11/09				
29514	500 00	12/24/09		12/11/09				
29515	300 00	12/23/09		12/11/09				
29516	250 00	12/23/09		12/11/09				
29517	250 00	12/30/09		12/11/09				
29518			500.00	12/11/09				
29519	300 00	12/29/09		12/11/09				
29520	5,000 00	12/21/09		12/11/09				
29521	1,035 00	12/22/09		12/11/09				
29522	1,000 00	12/28/09		12/11/09				
29523	1,000 00	12/22/09		12/11/09				
29524	500 00	12/22/09		12/11/09				
29525	1,000.00	12/23/09		12/11/09				
29526	500 00	12/30/09		12/11/09				
29527			2,500 00	12/11/09				
29528			5,000 00	12/11/09				
29529			2,500 00	12/11/09				
29530	250 00	12/28/09		12/11/09				
29531			250 00	12/11/09				
29532	2,340 00	12/29/09		12/11/09				
29533	500 00	12/28/09		12/11/09				
29534	5,000 00	12/18/09		12/11/09				
29535	5,371 11	12/24/09		12/11/09				
29536	300 00	12/22/09		12/11/09				

REPORT DATE 01/06/10

ACCOUNT 3875-7391 RULE OFF FROM 12/01/09 TO 12/31/09

RUN DATE 01/06/10 TIME 18.01

ACCOUNT NAME - CITI GIFT

PAID & OUTSTANDING

PAGE 18

SERIAL-NUM	PAID AMOUNT	PAID DTE	OUTSTANDING AMOUNT	ISSUE DATE	ADDITIONAL DATA	CODE	PLAN	FSI
29537	300 00	12/30/09		12/11/09				
29538	500 00	12/30/09		12/11/09				
29539	500 00	12/28/09		12/11/09				
29540	300 00	12/21/09		12/11/09				
29541	300 00	12/24/09		12/11/09				
29542	300 00	12/29/09		12/11/09				
29543	250 00	12/23/09		12/11/09				
29544	250 00	12/22/09		12/11/09				
29545			5,000 00	12/11/09				
29546	4,500 00	12/28/09		12/11/09				
29547			500 00	12/11/09				
29548			250 00	12/11/09				
29549	1,000 00	12/23/09		12/11/09				
29550			500 00	12/11/09				
29551	500 00	12/18/09		12/11/09				
29552	500 00	12/21/09		12/11/09				
29553			2,500 00	12/11/09				
29554	12,500 00	12/21/09		12/11/09				
29555	2,500 00	12/31/09		12/11/09				
29556	2,500 00	12/24/09		12/11/09				
29557			300 00	12/11/09				
29558	750 00	12/31/09		12/11/09				
29559	250 00	12/31/09		12/11/09				
29560	15,000 00	12/28/09		12/11/09				
29561			5,000 00	12/14/09				
29562	300 00	12/23/09		12/14/09				
29658			5,000 00	12/21/09				
29659	5,000 00	12/31/09		12/21/09				
29660	1,500 00	12/31/09		12/23/09				
29661	1,000 00	12/31/09		12/23/09				
29662			2,118 00	12/23/09				
29663			2,500 00	12/23/09				
29664	2,500 00	12/30/09		12/23/09				
29665			5,000 00	12/23/09				
29666			250 00	12/23/09				
29667			250 00	12/23/09				
29668			350 00	12/23/09				
29669			250 00	12/23/09				
29670	250 00	12/30/09		12/23/09				
29671	700 00	12/30/09		12/23/09				
29672	500 00	12/30/09		12/23/09				
29673	2,200 00	12/30/09		12/23/09				
29674			7,400 00	12/23/09				
29675	9,000 00	12/31/09		12/23/09				
29676			1,500 00	12/23/09				
29677			1,200 00	12/23/09				
29678			5,000 00	12/23/09				

REPORT DATE 01/06/10

ACCOUNT 3875-7391 RULE OFF FROM 12/01/09 TO 12/31/09

RUN DATE 01/06/10 TIME 18 01

PAID & OUTSTANDING

PAGE 19

ACCOUNT NAME - CITI GIFT

SERIAL-NUM	PAID AMOUNT	PAID DTE	OUTSTANDING AMOUNT	ISSUE DATE	ADDITIONAL DATA	CODE	PLAN	FSI
29679			1,000 00	12/23/09				
29680			4,000 00	12/23/09				
29681			5,000 00	12/23/09				
29682			1,000 00	12/23/09				
29683	1,000 00	12/30/09		12/23/09				
29684	250 00	12/30/09		12/23/09				
29685			20,000 00	12/23/09				
29686			15,000 00	12/23/09				
29687			50,000 00	12/23/09				
29688			250 00	12/23/09				
29689			350 00	12/23/09				
29690			5,000 00	12/23/09				
29691			3,000 00	12/23/09				
29692			500 00	12/23/09				
29693			1,000 00	12/23/09				
29694			1,000 00	12/23/09				
29695			250 00	12/23/09				
29696			250 00	12/23/09				
29697			450 00	12/23/09				
29698	1,000 00	12/30/09		12/23/09				
29699			1,000 00	12/23/09				
29700	250 00	12/29/09		12/23/09				
29701			3,000 00	12/23/09				
29702	12,000 00	12/31/09		12/23/09				
29703			4,950 00	12/23/09				
29704			2,500 00	12/23/09				
29705			1,500 00	12/23/09				
29706			3,000 00	12/23/09				
29707	15,315 01	12/30/09		12/23/09				
29708	250.00	12/31/09		12/23/09				
29709	100,000 00	12/31/09		12/23/09				
29710	1,000 00	12/31/09		12/23/09				
29711			250 00	12/23/09				
29712	250.00	12/30/09		12/23/09				
29713			250 00	12/23/09				
29714			250 00	12/23/09				
29715	250 00	12/31/09		12/23/09				
29716	1,000 00	12/31/09		12/23/09				
29717			250 00	12/23/09				
29718	250 00	12/31/09		12/23/09				
29719			1,200 00	12/23/09				
29720			250 00	12/23/09				
29721			250 00	12/23/09				
29722			250 00	12/23/09				
29723			1,500 00	12/23/09				
29724			1,000 00	12/23/09				
29725			3,000 00	12/23/09				

REPORT DATE 01/06/10

ACCOUNT 3875-7391 RULE OFF FROM 12/01/09 TO 12/31/09

RUN DATE 01/06/10 TIME 18 01

ACCOUNT NAME - CITI GIFT

PAID & OUTSTANDING

PAGE 20

SERIAL-NUM	PAID AMOUNT	PAID DTE	OUTSTANDING AMOUNT	ISSUE DATE	ADDITIONAL DATA	CODE	PLAN	FSI
29726	5,000 00	12/31/09		12/23/09				
29727			5,000 00	12/23/09				
29728	1,000 00	12/31/09		12/23/09				
29729			250 00	12/23/09				
29730			2,000 00	12/23/09				
29731			5,000 00	12/23/09				
29732			500 00	12/23/09				
29733	2,700 00	12/31/09		12/23/09				
29734			15,000 00	12/23/09				
29735	67,265 49	12/30/09		12/23/09				
29736	2,576,146 90	12/29/09		12/23/09				
29737			2,000 00	12/23/09				
29738			1,000 00	12/23/09				
29739			250 00	12/23/09				
29740	5,000.00	12/31/09		12/23/09				
29741	250 00	12/30/09		12/23/09				
29742	2,500 00	12/31/09		12/23/09				
29743			2,500 00	12/23/09				
29744			2,500 00	12/23/09				
29745	2,500 00	12/30/09		12/23/09				
29746	2,500 00	12/31/09		12/23/09				
29747	2,500 00	12/31/09		12/23/09				
29748			1,000 00	12/23/09				
29749			2,500 00	12/23/09				
29750			1,000 00	12/23/09				
29751			250 00	12/23/09				
29752			250 00	12/23/09				
29753			1,000 00	12/23/09				
29754	2,500 00	12/30/09		12/23/09				
29755			750 00	12/23/09				
29756	5,000 00	12/31/09		12/23/09				
29757			1,000 00	12/23/09				
29758			10,000 00	12/23/09				
29759			3,000 00	12/23/09				
29760			3,000 00	12/23/09				
29761			3,000.00	12/23/09				
29762	180,832 74	12/29/09		12/23/09				
29763			750 00	12/23/09				
29764			500 00	12/23/09				
29765			1,000 00	12/23/09				
29766			1,000 00	12/23/09				
29767			1,000 00	12/23/09				
29768			5,000 00	12/23/09				
29769			500 00	12/23/09				
29770	500 00	12/30/09		12/23/09				
29771	500 00	12/30/09		12/23/09				
29772	500 00	12/31/09		12/23/09				

REPORT DATE 01/06/10

ACCOUNT 3875-7391 RULE OFF FROM 12/01/09 TO 12/31/09

RUN DATE 01/06/10 TIME 18.01

PAID & OUTSTANDING

PAGE 21

ACCOUNT NAME - CITI GIFT

SERIAL-NUM	PAID AMOUNT	PAID DTE	OUTSTANDING AMOUNT	ISSUE DATE	ADDITIONAL DATA	CODE	PLAN	FSI
29773			250 00	12/23/09				
29774			5,000.00	12/23/09				
29775			500 00	12/23/09				
29776			500 00	12/23/09				
29777	500 00	12/30/09		12/23/09				
29778	500 00	12/30/09		12/23/09				
29779	250.00	12/31/09		12/23/09				
29780			500 00	12/23/09				
29781			250 00	12/23/09				
29782	250 00	12/31/09		12/23/09				
29783	500 00	12/30/09		12/23/09				
29784			250 00	12/23/09				
29785	500 00	12/29/09		12/23/09				
29786	250.00	12/29/09		12/23/09				
29787	250 00	12/31/09		12/23/09				
29788	500.00	12/31/09		12/23/09				
29789			1,000 00	12/23/09				
29790	250.00	12/30/09		12/23/09				
29791			250 00	12/23/09				
29792			250.00	12/23/09				
29793			1,000 00	12/23/09				
29794			250 00	12/23/09				
29795			250 00	12/23/09				
29796	250 00	12/31/09		12/23/09				
29797	250.00	12/30/09		12/23/09				
29798			500 00	12/23/09				
29799	250 00	12/30/09		12/23/09				
29800			250 00	12/23/09				
29801	250 00	12/31/09		12/23/09				
29802			500 00	12/23/09				
29803			5,000 00	12/23/09				
29804			1,000 00	12/23/09				
29805			1,000 00	12/23/09				
29806	250 00	12/30/09		12/23/09				
29807			250 00	12/23/09				
29808	15,000 00	12/31/09		12/23/09				
29809			750 00	12/23/09				
29810			500 00	12/23/09				
29811			1,000 00	12/23/09				
29812			500 00	12/23/09				
29813	5,000 00	12/31/09		12/23/09				
29814			5,000 00	12/23/09				
29815			4,000.00	12/23/09				
29816			1,000 00	12/23/09				
29817	2,000 00	12/31/09		12/23/09				
29818			500 00	12/23/09				
29819	500 00	12/30/09		12/23/09				

REPORT DATE 01/06/10

ACCOUNT 3875-7391 RULE OFF FROM 12/01/09 TO 12/31/09

RUN DATE 01/06/10 TIME 18 01

ACCOUNT NAME - CITI GIFT

PAID & OUTSTANDING

PAGE 22

SERIAL-NUM	PAID AMOUNT	PAID DTE	OUTSTANDING AMOUNT	ISSUE DATE	ADDITIONAL DATA	CODE	PLAN	FSI
29820			500 00	12/23/09				
29821	500 00	12/30/09		12/23/09				
29822			500 00	12/23/09				
29823			500 00	12/23/09				
29824			800 00	12/23/09				
29825	750 00	12/30/09		12/23/09				
29826	10,000 00	12/31/09		12/23/09				
29827			1,000 00	12/23/09				
29828			40,000 00	12/23/09				
29829	5,000 00	12/31/09		12/23/09				
29830			5,000 00	12/23/09				
29831	1,000 00	12/30/09		12/23/09				
29832			1,000 00	12/23/09				
29833	5,000 00	12/29/09		12/23/09				
29834			5,000 00	12/23/09				
29835	4,000 00	12/31/09		12/23/09				
29836			4,000 00	12/23/09				
29837	4,000 00	12/30/09		12/23/09				
29838			8,000 00	12/23/09				
29839			2,000 00	12/23/09				
29840			2,000 00	12/23/09				
29841			1,000 00	12/23/09				
29842	2,000 00	12/31/09		12/23/09				
29843	1,000 00	12/31/09		12/23/09				
29844			2,000 00	12/23/09				
29845			1,000 00	12/23/09				
29846			1,000 00	12/23/09				
29847			1,000 00	12/23/09				
29848	1,000 00	12/31/09		12/23/09				
29849			1,500 00	12/23/09				
29850			800 00	12/23/09				
29851			5,000 00	12/23/09				
29852	500 00	12/31/09		12/23/09				
29853			400 00	12/23/09				
29854			400 00	12/23/09				
29855			280 00	12/23/09				
29856			2,500 00	12/23/09				
29857			500 00	12/23/09				
29858			1,000 00	12/23/09				
29859	5,000 00	12/31/09		12/23/09				
29860	3,000 00	12/31/09		12/23/09				
29861	300 00	12/30/09		12/23/09				
29862	750 00	12/30/09		12/23/09				
29863	500 00	12/30/09		12/23/09				
29864	1,000 00	12/30/09		12/23/09				
29865			1,000 00	12/23/09				
29866			300 00	12/23/09				

REPORT DATE 01/06/10

ACCOUNT 3875-7391 RULE OFF FROM 12/01/09 TO 12/31/09

RUN DATE 01/06/10 TIME 18 01

ACCOUNT NAME - CITI GIFT

PAID & OUTSTANDING

PAGE 23

SERIAL-NUM	PAID AMOUNT	PAID DTE	OUTSTANDING AMOUNT	ISSUE DATE	ADDITIONAL DATA	CODE	PLAN	FSI
29867			250 00	12/23/09				
29868			2,500 00	12/23/09				
29869	50,000 00	12/31/09		12/23/09				
29870	300 00	12/30/09		12/23/09				
29871			300 00	12/23/09				
29872			30,000 00	12/23/09				
29873			2,100 00	12/23/09				
29874	600 00	12/29/09		12/23/09				
29875			250 00	12/23/09				
29876			1,000 00	12/23/09				
29877			250 00	12/23/09				
29878			250 00	12/23/09				
29879			500 00	12/23/09				
29880	1,000 00	12/30/09		12/23/09				
29882			300 00	12/23/09				
29883	1,000 00	12/30/09		12/23/09				
29884			4,000 00	12/23/09				
29885			5,200 00	12/23/09				
29886	1,250 00	12/31/09		12/23/09				
29887	450 00	12/31/09		12/23/09				
29888			250 00	12/23/09				
29889			1,000 00	12/23/09				
29890			750 00	12/23/09				
29891			2,500 00	12/23/09				
29892	2,500 00	12/30/09		12/23/09				
29893			767 19	12/24/09				
29894			1,000 00	12/30/09				
29895			250 00	12/30/09				
29896			1,000 00	12/30/09				
29897			500.00	12/30/09				
29898			500 00	12/30/09				
29899			500 00	12/30/09				
29900			300 00	12/30/09				
29901			500 00	12/30/09				
29902			500 00	12/30/09				
29903			6,000 00	12/30/09				
29904			6,000.00	12/30/09				
29905			350 00	12/30/09				
29906			700 00	12/30/09				
29907			1,500 00	12/30/09				
29908			750 00	12/30/09				
29909			250 00	12/30/09				
29910			500 00	12/30/09				
29911			275 00	12/30/09				
29912			250 00	12/30/09				
29913			1,000 00	12/30/09				
29914			500 00	12/30/09				

REPORT DATE 01/06/10

ACCOUNT 3875-7391 RULE OFF FROM 12/01/09 TO 12/31/09

RUN DATE 01/06/10 TIME 18 01

PAID & OUTSTANDING

PAGE 24

ACCOUNT NAME - CITI GIFT

SERIAL-NUM	PAID AMOUNT	PAID DTE	OUTSTANDING AMOUNT	ISSUE DATE	ADDITIONAL DATA	CODE	PLAN	FSI
29915			6,500 00	12/30/09				
29916			3,000 00	12/30/09				
29917			3,000 00	12/30/09				
29918			500 00	12/30/09				
29919			500 00	12/30/09				
29920			750 00	12/30/09				
29921			1,000 00	12/30/09				
29922			350 00	12/30/09				
29923			250 00	12/30/09				
29924			250 00	12/30/09				
29925			250 00	12/30/09				
29926			250 00	12/30/09				
29927			500 00	12/30/09				
29928			5,000 00	12/30/09				
29929			2,000 00	12/30/09				
29930			18,000 00	12/30/09				
29931			2,000 00	12/30/09				
29932			2,000 00	12/30/09				
29933			1,000 00	12/30/09				
29934			2,000 00	12/30/09				
29935			1,000 00	12/30/09				
29936			1,000 00	12/30/09				
29937			1,000 00	12/30/09				
29938			5,000 00	12/30/09				
29939			1,000 00	12/30/09				
29940			350 00	12/30/09				
29941			400 00	12/30/09				
29942			1,800 00	12/30/09				
29943			10,000 00	12/30/09				
29944			1,500 00	12/30/09				
29945			1,000 00	12/30/09				
29946			250 00	12/30/09				
29947			250 00	12/30/09				
29948			250 00	12/30/09				
29949			750 00	12/30/09				
29950			7,000 00	12/30/09				
29951			2,000 00	12/30/09				
29952			10,000 00	12/30/09				
29953			5,000 00	12/30/09				
29954			1,000 00	12/30/09				
29955			6,000 00	12/30/09				
29956			5,000 00	12/30/09				
29957			1,500 00	12/30/09				
29958			10,000 00	12/30/09				
29959			10,000 00	12/30/09				
29960			1,000 00	12/30/09				
29961			1,000 00	12/30/09				

REPORT DATE 01/06/10

ACCOUNT 3875-7391 RULE OFF FROM 12/01/09 TO 12/31/09

RUN DATE 01/06/10 TIME 18 01

ACCOUNT NAME - CITI GIFT

PAID & OUTSTANDING

PAGE 25

SERIAL-NUM	PAID AMOUNT	PAID DTE	OUTSTANDING AMOUNT	ISSUE DATE	ADDITIONAL DATA	CODE	PLAN	FSI
29962			1,000 00	12/30/09				
29963			500.00	12/30/09				
29964			500.00	12/30/09				
29965			2,500 00	12/30/09				
29966			600.00	12/30/09				
29967			350 00	12/30/09				
29968			1,000 00	12/30/09				
29969			2,000.00	12/30/09				
29970			500 00	12/30/09				
29971			500 00	12/30/09				
29972			1,500.00	12/30/09				
29973			2,500 00	12/30/09				
29974			250 00	12/30/09				
29975			500 00	12/30/09				
29976			5,000 00	12/30/09				
29977			2,000.00	12/30/09				
29978			500 00	12/30/09				
29979			500 00	12/30/09				
29980			500 00	12/30/09				
29981			500 00	12/30/09				
29982			500 00	12/30/09				
29983			500 00	12/30/09				
29984			2,500 00	12/30/09				
29985			250 00	12/30/09				
29986			250 00	12/30/09				
29987			250 00	12/30/09				
29988			2,500.00	12/30/09				
29989			500 00	12/30/09				
29990			500 00	12/30/09				
29991			2,000.00	12/30/09				
29992			1,000 00	12/30/09				
29993			1,000 00	12/30/09				
29994			1,500 00	12/30/09				
29995			250 00	12/30/09				
29996			1,000 00	12/30/09				
29997			1,000 00	12/30/09				
29998			1,000 00	12/30/09				
29999			20,000 00	12/30/09				
30000			10,000 00	12/30/09				
30001			20,000 00	12/30/09				
30002			2,000 00	12/30/09				
30003			250 00	12/30/09				
30004			250 00	12/30/09				
30005			10,000 00	12/30/09				
30006			5,000 00	12/30/09				
30007			5,000 00	12/30/09				
30008			5,000 00	12/30/09				

REPORT DATE 01/06/10

ACCOUNT 3875-7391 RULE OFF FROM 12/01/09 TO 12/31/09

RUN DATE 01/06/10 TIME 18 01

ACCOUNT NAME - CITI GIFT

PAID & OUTSTANDING

PAGE 26

SERIAL-NUM	PAID AMOUNT	PAID DTE	OUTSTANDING AMOUNT	ISSUE DATE	ADDITIONAL DATA	CODE	PLAN	FSI
30009			250 00	12/30/09				
30010			500 00	12/30/09				
30011			25,000 00	12/30/09				
30012			5,000 00	12/30/09				
30013			1,000 00	12/30/09				
30014			500 00	12/30/09				
30015			500 00	12/30/09				
30016			250 00	12/30/09				
30017			2,000 00	12/30/09				
30018			1,000 00	12/30/09				
30019			3,000 00	12/30/09				
30020			1,000 00	12/30/09				
30021			2,000 00	12/30/09				
30022			1,000 00	12/30/09				
30023			5,000 00	12/30/09				
30024			2,000 00	12/30/09				
30025			1,000 00	12/30/09				
30026			3,000 00	12/30/09				
30027			250 00	12/30/09				
30028			5,000 00	12/30/09				
30029			250 00	12/30/09				
30030			500 00	12/30/09				
30031			250 00	12/30/09				
30032			250 00	12/30/09				
30033			250 00	12/30/09				
30034			1,000 00	12/30/09				
30035			1,000 00	12/30/09				
30036			5,000 00	12/30/09				
30037			250 00	12/30/09				
30038			500 00	12/30/09				
30039			1,000 00	12/30/09				
30040			1,000 00	12/30/09				
30041			1,000 00	12/30/09				
30042			1,000 00	12/30/09				
30043			1,000 00	12/30/09				
30044			5,000 00	12/30/09				
30045			1,000 00	12/30/09				
30046			250 00	12/30/09				
30047			2,000 00	12/30/09				
30048			25,000 00	12/30/09				
30049			250.00	12/30/09				
30050			250 00	12/30/09				
30051			5,000 00	12/30/09				
30052			1,000 00	12/30/09				
30053			500 00	12/30/09				
30054			1,000 00	12/30/09				
30055			5,000 00	12/30/09				

REPORT DATE 01/06/10

ACCOUNT 3875-7391 RULE OFF FROM 12/01/09 TO 12/31/09

RUN DATE 01/06/10 TIME 18 01

ACCOUNT NAME - CITI GIFT

PAID & OUTSTANDING

PAGE 27

SERIAL-NUM	PAID AMOUNT	PAID DTE	OUTSTANDING AMOUNT	ISSUE DATE	ADDITIONAL DATA	CODE	PLAN	FSI
30056			5,000 00	12/30/09				
30057			1,000 00	12/30/09				
30058			1,000 00	12/30/09				
30059			3,000 00	12/30/09				
30060			500 00	12/30/09				
30061			1,000 00	12/30/09				
30062			15,000 00	12/30/09				
30063			5,000 00	12/30/09				
30064			3,000 00	12/30/09				
30065			5,000 00	12/30/09				
30066			12,000 00	12/30/09				
30067			3,000 00	12/30/09				
30068			5,000 00	12/30/09				
30069			2,500 00	12/30/09				
30070			2,000.00	12/30/09				
30071			2,000 00	12/30/09				
30072			2,500.00	12/30/09				
30073			2,000 00	12/30/09				
30074			2,000 00	12/30/09				
30075			2,500 00	12/30/09				
30076			2,000 00	12/30/09				
30077			2,500 00	12/30/09				
30078			2,500 00	12/30/09				
30079			1,500 00	12/30/09				
30080			1,000.00	12/30/09				
30081			5,264 49	12/30/09				
30082			4,000 00	12/30/09				
30083			1,000 00	12/30/09				
30084			250 00	12/30/09				
30085			500 00	12/30/09				
30086			500 00	12/30/09				
30087			300 00	12/30/09				
30088			250 00	12/30/09				
30089			250 00	12/30/09				
30090			250 00	12/30/09				
30091			250 00	12/30/09				
30092			250 00	12/30/09				
30093			250 00	12/30/09				
30094			500 00	12/30/09				
30095			250 00	12/30/09				
30096			250 00	12/30/09				
30097			1,000.00	12/30/09				
30098			2,500 00	12/30/09				
30099			600 00	12/30/09				
30100			1,000 00	12/30/09				
30101			250 00	12/30/09				
30102			1,000 00	12/30/09				

REPORT DATE 01/06/10

ACCOUNT 3875-7391 RULE OFF FROM 12/01/09 TO 12/31/09

RUN DATE 01/06/10 TIME 18 01

ACCOUNT NAME - CITI GIFT

PAID & OUTSTANDING

PAGE 28

SERIAL-NUM	PAID AMOUNT	PAID DTE	OUTSTANDING AMOUNT	ISSUE DATE	ADDITIONAL DATA	CODE	PLAN	FSI
30103			750 00	12/30/09				
30104			15,000.00	12/30/09				
30105			20,000 00	12/30/09				
30106			20,000.00	12/30/09				
30107			500 00	12/30/09				
30108			1,000 00	12/30/09				
30109			1,000 00	12/30/09				
30110			1,000 00	12/30/09				
30111			500 00	12/30/09				
30112			1,000 00	12/30/09				
30113			1,043 81	12/30/09				
30114			500.00	12/30/09				
30115			250 00	12/30/09				
30116			250 00	12/30/09				
30117			1,000 00	12/30/09				
30118			2,150.00	12/30/09				
30119			250 00	12/30/09				
30120			250 00	12/30/09				
30121			1,666 00	12/30/09				
30122			5,821 00	12/30/09				
30123			500 00	12/30/09				
30124			500 00	12/30/09				
30125			2,500 00	12/30/09				
30126			16,000 00	12/30/09				
30127			1,500.00	12/30/09				
30128			1,821 00	12/30/09				
30129			5,000 00	12/30/09				
30130			5,000 00	12/30/09				
30131			250 00	12/30/09				
30132			2,500 00	12/30/09				
30133			2,500 00	12/30/09				
30134			500 00	12/30/09				
30135			500 00	12/30/09				
30136			500 00	12/30/09				
30137			9,000 00	12/30/09				
30138			1,000.00	12/30/09				
30139			500 00	12/30/09				
30140			25,000 00	12/30/09				
30141			500 00	12/30/09				
30142			250 00	12/30/09				
30143			250 00	12/30/09				
30144			1,000 00	12/30/09				
30145			15,000 00	12/30/09				
30146			40,000 00	12/30/09				
30147			1,000 00	12/30/09				
30148			1,000 00	12/30/09				
30149			1,000 00	12/30/09				

REPORT DATE 01/06/10

ACCOUNT 3875-7391 RULE OFF FROM 12/01/09 TO 12/31/09

RUN DATE 01/06/10 TIME 18 01

ACCOUNT NAME - CITI GIFT

PAID & OUTSTANDING

PAGE 29

SERIAL-NUM	PAID AMOUNT	PAID DTE	OUTSTANDING AMOUNT	ISSUE DATE	ADDITIONAL DATA	CODE	PLAN	FSI
30150			500 00	12/30/09				
30151			5,000 00	12/30/09				
30152			800 00	12/30/09				
30153			500 00	12/30/09				
30154			500 00	12/30/09				
30155			5,000 00	12/30/09				
30156			400 00	12/30/09				
30157			300 00	12/30/09				
30158			300 00	12/30/09				
30159			6,000 00	12/30/09				
30160			1,000 00	12/30/09				
30161			5,000 00	12/30/09				
30162			1,000 00	12/30/09				
30163			1,000 00	12/30/09				
30164			250 00	12/30/09				
30165			500 00	12/30/09				
30166			5,000 00	12/30/09				
30167			2,500 00	12/30/09				
30168			1,000 00	12/30/09				
30169			7,000 00	12/30/09				
30170			3,500 00	12/30/09				
30171			750 00	12/30/09				
30172			13,000 00	12/30/09				
30173			50,000 00	12/30/09				
30174			300 00	12/30/09				
30175			2,000 00	12/30/09				
30176			5,000 00	12/30/09				
30177			5,000 00	12/30/09				
30178			500 00	12/30/09				
30179			2,500 00	12/30/09				
30180			2,000 00	12/30/09				
30181			1,000 00	12/30/09				
30182			500 00	12/30/09				
30183			500 00	12/30/09				
30184			500 00	12/30/09				
30185			1,000 00	12/30/09				
30186			1,000 00	12/30/09				
30187			1,000 00	12/30/09				
30188			500 00	12/30/09				
30189			1,000 00	12/30/09				
30190			35,000 00	12/30/09				
30191			1,000 00	12/30/09				
30192			10,000 00	12/30/09				
30193			2,000 00	12/30/09				
30194			13,500 00	12/30/09				
30195			1,000 00	12/30/09				
30196			1,000 00	12/30/09				

REPORT DATE 01/06/10

ACCOUNT 3875-7391 RULE OFF FROM 12/01/09 TO 12/31/09

RUN DATE 01/06/10 TIME 18 01

PAID & OUTSTANDING

PAGE 30

ACCOUNT NAME - CITI GIFT

SERIAL-NUM	PAID AMOUNT	PAID DTE	OUTSTANDING AMOUNT	ISSUE DATE	ADDITIONAL DATA	CODE	PLAN	FSI
30197			1,000 00	12/30/09				
30198			500 00	12/30/09				
30199			500 00	12/30/09				
30200			500 00	12/30/09				
30201			250 00	12/30/09				
30202			250 00	12/30/09				
30203			250 00	12/30/09				
30204			2,500 00	12/30/09				
30205			2,000 00	12/30/09				
30206			7,000 00	12/30/09				
30207			1,000 00	12/30/09				
30208			12,000 00	12/30/09				
30209			1,000 00	12/30/09				
30210			1,000 00	12/30/09				
30211			1,000 00	12/30/09				
30212			1,000 00	12/30/09				
30213			500 00	12/30/09				
30214			500 00	12/30/09				
30215			500 00	12/30/09				
30216			500 00	12/30/09				
30217			5,000 00	12/30/09				
30218			2,400 00	12/30/09				
30219			250 00	12/30/09				
30220			300 00	12/30/09				
30221			250 00	12/30/09				
30222			10,000 00	12/30/09				
30223			10,000 00	12/30/09				
30224			2,500 00	12/30/09				
30225			1,000 00	12/30/09				
30226			250 00	12/30/09				
30227			1,000 00	12/30/09				
30228			5,000 00	12/30/09				
30229			7,500 00	12/30/09				
30230			6,500 00	12/30/09				
30231			1,050 00	12/30/09				
30232			1,200 00	12/30/09				
30233			3,000 00	12/30/09				
30234			2,500 00	12/30/09				
30235			2,000 00	12/30/09				
30236			1,000 00	12/30/09				
30237			1,000 00	12/30/09				
30238			1,000 00	12/30/09				
30239			500 00	12/30/09				
30240			1,000 00	12/30/09				
30241			250 00	12/30/09				
30242			250 00	12/30/09				
30243			250 00	12/30/09				

REPORT DATE 01/06/10

ACCOUNT 3875-7391 RULE OFF FROM 12/01/09 TO 12/31/09

RUN DATE 01/06/10 TIME 18 01

PAID & OUTSTANDING

PAGE 31

ACCOUNT NAME - CITI GIFT

SERIAL-NUM	PAID AMOUNT	PAID DTE	OUTSTANDING AMOUNT	ISSUE DATE	ADDITIONAL DATA	CODE	PLAN	FSI
30244			250 00	12/30/09				
30245			250 00	12/30/09				
30246			250 00	12/30/09				
30247			5,000 00	12/30/09				
30248			500 00	12/30/09				
30249			500 00	12/30/09				
30250			15,000 00	12/30/09				
30251			3,000 00	12/30/09				
30252			10,000 00	12/30/09				
30253			2,500 00	12/30/09				
30254			1,000 00	12/30/09				
30255			1,000 00	12/30/09				
30256			2,200 00	12/30/09				
30257			500 00	12/30/09				
30258			1,500 00	12/30/09				
30259			1,000 00	12/30/09				
30260			100,000 00	12/30/09				
30261			14,806 40	12/30/09				
30262			500 00	12/30/09				
30263			500 00	12/30/09				
30264			250 00	12/30/09				
30265			500 00	12/30/09				
30266			250 00	12/30/09				
30267			1,000 00	12/30/09				
30268			250 00	12/30/09				
30269			500 00	12/30/09				
30270			500 00	12/30/09				
30271			1,000 00	12/30/09				
30272			250 00	12/30/09				
30273			250 00	12/30/09				
30274			500 00	12/30/09				
30275			250 00	12/30/09				
30276			250 00	12/30/09				
30277			1,000 00	12/30/09				
30278			1,000 00	12/30/09				
30279			500 00	12/30/09				
30280			1,000 00	12/30/09				
30281			500 00	12/30/09				
30282			800 00	12/30/09				
30283			43,693 38	12/30/09				
30284			1,000 00	12/30/09				
30285			15,000 00	12/30/09				
30286			5,000 00	12/30/09				
30287			2,500 00	12/30/09				
30288			500 00	12/30/09				
30289			1,000 00	12/30/09				
30290			500 00	12/30/09				

REPORT DATE 01/06/10

ACCOUNT 3875-7391 RULE OFF FROM 12/01/09 TO 12/31/09

RUN DATE 01/06/10 TIME 18 01

PAID & OUTSTANDING

PAGE 32

ACCOUNT NAME - CITI GIFT

SERIAL-NUM	PAID AMOUNT	PAID DTE	OUTSTANDING AMOUNT	ISSUE DATE	ADDITIONAL DATA	CODE	PLAN	FSI
30291			1,000 00	12/30/09				
30292			1,000 00	12/30/09				
30293			1,000.00	12/30/09				
30294			2,500 00	12/30/09				
30295			5,000 00	12/30/09				
30296			14,000 00	12/30/09				
30297			2,000 00	12/30/09				
30298			2,000 00	12/30/09				
30299			5,000 00	12/30/09				
30300			1,000 00	12/30/09				
30301			10,000 00	12/30/09				
30302			50,000 00	12/30/09				
30303			250,000.00	12/30/09				
30304			1,250 00	12/30/09				
30305			1,000 00	12/30/09				
30306			1,000 00	12/30/09				
30308			1,000 00	12/30/09				
30309			1,000 00	12/30/09				
30310			1,500 00	12/30/09				
30311			500 00	12/30/09				
30312			4,000 00	12/30/09				
30313			1,500 00	12/30/09				
30314			1,000 00	12/30/09				
30315			500 00	12/30/09				
30316			500 00	12/30/09				
30317			1,392 97	12/30/09				
30318			2,500 00	12/30/09				
30319			1,000 00	12/30/09				
30320			18,725 00	12/30/09				
30321			500 00	12/30/09				
30322			1,000 00	12/30/09				
30323			1,000 00	12/30/09				
30324			1,000 00	12/30/09				
30325			12,500 00	12/30/09				
30326			1,200 00	12/30/09				
30327			1,000 00	12/31/09				
REPORT TOTAL	8,303,573	44 ITEMS	811	2,693,937	24 ITEMS	682		

REPORT DATE 01/06/10

ACCOUNT 3875-7391 RULE OFF FROM 12/01/09 TO 12/31/09

RUN DATE 01/06/10 TIME 18 01

ISSUANCE SUMMARY

PAGE 1

ACCOUNT NAME - CITI GIFT

ADDITIONAL CHECKS ISSUED

SERIAL-NUM	ISSUE AMOUNT	ISS DATE	SERIAL-NUM	ISSUE AMOUNT	ISS DATE	SERIAL-NUM	ISSUE AMOUNT	ISS DATE
			TOTAL	0 00	ITEMS	0		

REPORT DATE 01/06/10

ACCOUNT 3875-7391 RULE OFF FROM 12/01/09 TO 12/31/09

RUN DATE 01/06/10 TIME 18 01

ACCOUNT NAME - CITI GIFT

ISSUANCE SUMMARY

PAGE 1

ISSUED CHECKS VOIDED

SERIAL-NUM	ISSUE AMOUNT	ISS DATE	REASON	SERIAL-NUM	ISSUE AMOUNT	ISS DATE	REASON
27001	2,600 00	07/07/09	STOPPED 12/04/09	27003	573 00	07/07/09	STOPPED 12/04/09
27293	1,500 00	08/03/09	STOPPED 12/04/09	27407	500 00	08/11/09	STOPPED 12/04/09
27410	250 00	08/11/09	STOPPED 12/04/09	27433	10,250 00	08/17/09	STOPPED 12/04/09
27478	1,000 00	08/17/09	STOPPED 12/01/09	27582	400 00	08/26/09	STOPPED 12/04/09
28118	250 00	10/16/09	STOPPED 12/09/09	28538	1,000 00	11/03/09	STOPPED 12/01/09
28563	2,500.00	11/03/09	STOPPED 12/21/09	28588	300 00	11/05/09	STOPPED 12/11/09
28902	15,000 00	11/23/09	STOPPED 12/10/09	28935	5,000 00	11/23/09	STOPPED 12/11/09
28940	1,000 00	11/23/09	STOPPED 12/11/09	29122	1,000 00	12/02/09	STOPPED 12/30/09
				TOTAL	43,123.00	ITEMS	16

REPORT DATE 01/06/10

ACCOUNT 3875-7391 RULE OFF FROM 12/01/09 TO 12/31/09

RUN DATE 01/06/10 TIME 18 01

ACCOUNT NAME - CITI GIFT

ISSUANCE SUMMARY

PAGE 1

AGED ITEMS VOIDED

SERIAL-NUM	ISSUE AMOUNT	ISS DATE	REASON	SERIAL-NUM	ISSUE AMOUNT	ISS DATE	REASON
				TOTAL	0 00	ITEMS	0

REPORT DATE 01/06/10

ACCOUNT 3875-7391 RULE OFF FROM 12/01/09 TO 12/31/09

RUN DATE 01/06/10 TIME 18-01

ACCOUNT NAME - CITI GIFT

ISSUANCE SUMMARY

PAGE 1

ISSUANCE REGISTER ADJUSTMENTS

PREV PAID	TOTAL	0 00	ITEMS	0
CURRENT	TOTAL	0 00	ITEMS	0
REPORT	TOTAL	0 00	ITEMS	0

REPORT DATE 01/06/10

ACCOUNT 3875-7391 RULE OFF FROM 12/01/09 TO 12/31/09

RUN DATE 01/06/10 TIME 18:01

ACCOUNT NAME - CITI GIFT

ISSUANCE SUMMARY

PAGE 1

ISSUANCE SUMMARY

	ISSUE AMOUNT	ITEMS
INITIAL ISSUANCE	9,308,332 81	1205
ADDITIONAL CHECKS ISSUED	0 00	0
ISSUED CHECKS VOIDED	< 43,123 00 >	16
AGED ITEMS VOIDED	0 00	0
ISSUANCE REGISTER ADJUSTMENTS	0 00	0
DECEMBER GRANTS PAID	<u>9,265,209 81</u>	