


Life Is On

Schneider
Electric

 Price List

Low Voltage Distribution Products

With effect from January 11th, 2021



se.com/in

EasyPact CVS:	
■ Range Overview	10
■ MCCBs for Distribution Network	11
■ EasyPact CVS Switch Disconnectors Version	15
■ Accessories	16
Moulded Case Circuit Breakers:	
ComPact NSXm:	
■ Range Overview	18
■ MCCBs for Distribution Network	20
■ MCCB with Integrated Earth Leakage Protection	21
■ Accessories	22
MCCB for Motor Protection:	
■ GV4LE	23
■ GV4PE	23
■ Accessories for GV4	24
■ Auxiliary Contact Blocks	24
ComPact NSX:	
■ Range Overview	26
■ MCCBs for Distribution Network	30
■ Circuit Breakers for Motor Protection	34
■ MCCB with Integrated Earth Leakage Protection	35
■ Accessories	36
■ Automatic Source Changeover System	39
ComPact NS:	
■ Range Overview	41
■ MCCBs 800A onwards Manual Fixed	42
■ MCCBs 800A onwards Electrical Fixed	44
■ Accessories	45
EasyPact EZC:	
■ Range Overview	46
■ MCCBs for Distribution Network	47
■ Accessories	49
Ground Fault / Earth Leakage Protection:	
■ Unique Modular Ground Fault Protection	50
■ Vigirex - Earth Leakage Protection Relay	51
Switch Disconnector:	
■ ComPact - INS & INV Switch Disconnectors	52
■ Switch Disconnector fuse units - range overview	53
■ FuPact Switch Disconnector and Accessories	54
Air Circuit Breakers:	
MasterPact MTZ:	
■ Range Overview	56
■ Overview of MicroLogic X Trip Unit	58
MasterPact NT/NW:	
■ Range Overview	60
■ Micrologic Trip system	61
■ ATS Kit range	61
EasyPact MVS:	
■ Range Overview	63
■ ET/ETA/ETV Trip System	64
■ Draw-out type Circuit breakers and Switch Disconnectors	65
■ Fixed type Circuit breakers and Switch Disconnectors	67
■ Accessories	69

EasyPact SPS:

- Range Overview70
- Draw-out type Circuit breakers and Switch disconnectors71
- Fixed type Circuit breaker and Switch disconnectors72
- Accessories72

ASCO:

- Range Overview73
- Series 300 / 7000, Automatic Transfer Switch (ASCO)74
- Series 230, Automatic Transfer Switch (ASCO)75

EcoStruxure™ Facility Expert

Designed to keep you in touch with your equipment

Say goodbye to paperwork, outdated files, conflicting information, missing documents, and unplanned maintenance.

Say hello to extended insights, easier maintenance, greater productivity and information at your fingertips.

Because now, your electrical system becomes your partner with a simple QR code.



Collaborate and get things done!

- **Toss the papers!** Group user manuals, single-line drawings, photos, factory and site acceptance test reports, spare parts lists and more behind a simple QR code.
- **Get crucial data organized!** Free collaborative digital tool enables you to share information with your partners and team members.



Simplify and manage maintenance activities

- **Ease the set up of preventive maintenance plans** with auto-generated maintenance templates.
- **Streamline maintenance and operation** by assigning tasks and centralizing maintenance schedules, logs and reports.
- Leverage your digital community to **solve issues quickly**.
- **Keep your installation healthy** and maximize its life.

Scan and Download

For free access to EcoStruxure™ Facility Expert



Scan to know more

About how EcoStruxure™ Facility Expert can help you manage your equipment better





Green Premium™

Endorsing eco-friendly products in the industry



Green Premium™ Product

Green Premium is the only label that allows you to effectively develop and promote an environmental policy whilst preserving your business efficiency. This ecolabel guarantees compliance with up-to-date environmental regulations, but it does more than this.

Over 75% of Schneider Electric manufactured products have been awarded the Green Premium ecolabel



Discover what we mean by green ...

Check your products!

Schneider Electric's Green Premium ecolabel is committed to offering transparency, by disclosing extensive and reliable information related to the environmental impact of its products:

RoHS

Schneider Electric products are subject to RoHS requirements at a worldwide level, even for the many products that are not required to comply with the terms of the regulation. Compliance certificates are available for products that fulfil the criteria of this European initiative, which aims to eliminate hazardous substances.

REACH

Schneider Electric applies the strict REACH regulation on its products at a worldwide level, and discloses extensive information concerning the presence of SVHC (Substances of Very High Concern) in all of these products.

PEP: Product Environmental Profile

Schneider Electric publishes complete set of environmental data, including carbon footprint and energy consumption data for each of the lifecycle phases on all of its products, in compliance with the ISO 14025 PEP ecopassport program. PEP is especially useful for monitoring, controlling, saving energy, and/or reducing carbon emissions.

EoLI: End of Life Instructions

Available at the click of a button, these instructions provide:

- Recyclability rates for Schneider Electric products.
- Guidance to mitigate personnel hazards during the dismantling of products and before recycling operations.
- Parts identification for recycling or for selective treatment, to mitigate environmental hazards/ incompatibility with standard recycling processes.



Product Selector

-Select Schneider products through digital tool

Product selector is an online software tool embedded in Schneider website or in distributor's website to help selecting the right product with its accessories. Product Selector aims at providing a fast, secure and smart way of selecting products. It includes the selection of the basic frame, control unit, accessories and Digital Modules. Compared with the traditional way of filling up order forms or specifying customer functions, it brings the following benefits:

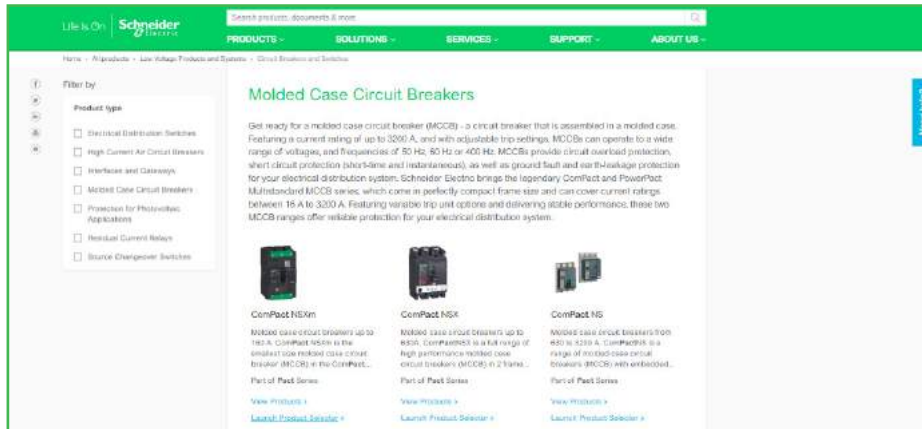
Easy access: no login, direct access on Schneider's website or on the website of distributor

Reliable: The compatibility between the main product and the accessories is constantly tested

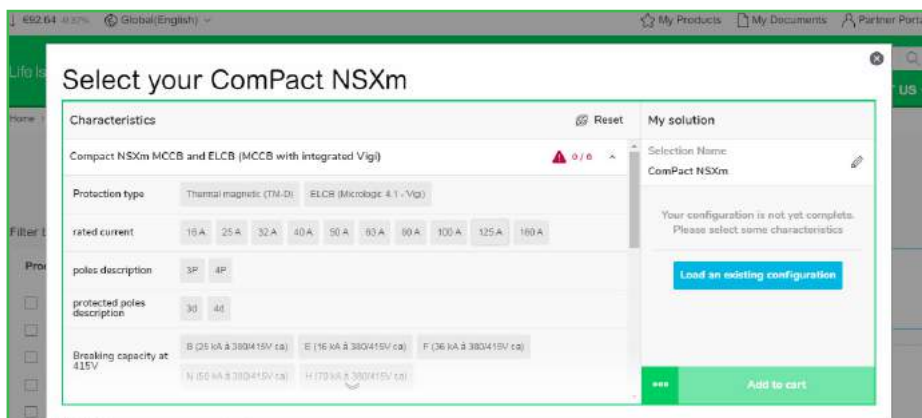
Wide coverage: more than 130 Schneider ranges are available (MasterPact, ComPact, TeSys, Acti 9, Altivar..)

Choose Products in simple steps:

1. Go to range page on se.com



2. Click on Launch Product Selector



Future of Power Distribution



MasterPact™ MTZ Circuit Breaker

FUTURE READY



...CONNECTIVITY READY

Stay connected and avoid downtime - The MasterPact MTZ app and EcoStruxure software conveniently bring energy data, circuit breaker control, and more directly to your smartphone.



...SUSTAINABILITY READY

Contribute to a better world - with Green Premium MasterPact MTZ circuit breakers you can enhance sustainability.



...PRECISION READY

Access new energy-saving capabilities - Acertified Class 1 power meter gives you precise power measurements for greater efficiency.




...ENVIRONMENT READY

Keep your electrical system online even in harsh environments - MasterPact MTZ circuit breakers give you proven reliability by going beyond standards.



...UPGRADE READY

Customize Micrologic X control unit anytime - Digital modules make it easy to upgrade and tailor your system.



...INTEGRATION READY

Simplify your switchboard operation - MasterPact MTZ circuit breakers are adaptable to different systems because of their digital capabilities.



...INSTALLATION READY

Streamline configuration and commissioning with EcoStruxure Power Commission tool.



Learn more about the future of power distribution, Click or Scan



The easy choice for quality and value

EasyPact CVS

LV circuit breakers from 16A to 800A



Safe



Reliable



Simple

EasyPact CVS

Easy Choice for Quality and Value



- **EasyPact CVS** MCCBs upto 630A is the easy choice for all your most common electrical distribution applications
- Encapsulated double break roto technique ensures outstanding current limiting capability
- High electrical / mechanical endurance for enhanced service life
- Single accessory reference for different functions – on/off, trip and fault trip – improves shop floor efficiency
- Separate electrical fault indication for ease of fault diagnosis
- Suitable for isolation

Range Details:

- Breaking capacity 25kA to 50kA, $I_{cs} = 100\% I_{cu}$
- TMD, MA, Microprocessor trip units (LS₀I protection 400 & 630A)
- Microprocessor trip units (LSIG protection 25A to 630A)
- 3P & 4P versions available
- Common accessories upto 630A

With Thermal Magnetic Trip Unit (TMD)



- Range upto 100A
- 3P and 4P version available

Breaking Capacity as per IEC 60947-2	Rated Current	Three Pole Reference	Unit MRP [₹]	Four Pole Reference	Unit MRP [₹]
EasyPact CVS 100 BS Overload Setting (I_r) 0.8 - 1 x I_n					
25kA*	20A	LV510931	6640	LV510951	9020
	25A	LV510932		LV510952	
	32A	LV510933		LV510953	
	40A	LV510934		LV510954	
	50A	LV510935		LV510955	
	63A	LV510936		LV510956	
	80A	LV510937		LV510957	
	100A	LV510938		LV510958	

Accessories

Description	CVS100BS Reference	Unit MRP [₹]
Auxiliary contacts (changeover) Multifunction		
Auxiliary Switch 1 C/O	EZAUX10 <input checked="" type="checkbox"/>	880
Alarm Switch 1 C/O	EZAUX01	880
Alarm - Auxiliary Switch	EZAUX11 <input checked="" type="checkbox"/>	1290
Spreaders		
Spreaders *(Set Of 3) 3P	EZASPDR3P <input checked="" type="checkbox"/>	350
Spreaders *(Set Of 4) 4P	EZASPDR4P <input checked="" type="checkbox"/>	470
Rotary Handle		
Direct Rotary handle	EZAROTDS <input checked="" type="checkbox"/>	1230
Extended Rotary handle	EZAROTE	1840
Shunt Release		
AC		
100-130 V	EZASHT100AC	1880
200-277 V	EZASHT200AC <input checked="" type="checkbox"/>	
380-480 V	EZASHT380AC	
DC		
24 V	EZASHT024DC	1880
48 V	EZASHT048DC	

For details on non-standard references, technical parameters, stockable and non-stockable status, please contact Customer Care Centre.

NORMAL STOCK ITEMS

W.E.F. January 11, 2021

• Ics = 100% Icu as per IEC 60947-2

Breaking Capacity as per IEC 60947-2	Rated Current	Three Pole Reference	Unit MRP [₹]	Four Pole Reference	Unit MRP [₹]
EasyPact CVS 100 to 630A Overload Setting (Ir) 0.7 - 1 x In					
25kA	16A	LV510300 <input checked="" type="checkbox"/>	7070	LV510310	9830
	25A	LV510301 <input checked="" type="checkbox"/>		LV510311 <input checked="" type="checkbox"/>	
	32A	LV510302 <input checked="" type="checkbox"/>		LV510312 <input checked="" type="checkbox"/>	
	40A	LV510303 <input checked="" type="checkbox"/>		LV510313 <input checked="" type="checkbox"/>	
	50A	LV510304 <input checked="" type="checkbox"/>		LV510314	
	63A	LV510305 <input checked="" type="checkbox"/>		LV510315 <input checked="" type="checkbox"/>	
	80A	LV510306 <input checked="" type="checkbox"/>		LV510316 <input checked="" type="checkbox"/>	
	100A	LV510307 <input checked="" type="checkbox"/>	LV510317 <input checked="" type="checkbox"/>		
	125A	LV516302 <input checked="" type="checkbox"/>	10310	LV516312 <input checked="" type="checkbox"/>	12470
	160A	LV516303 <input checked="" type="checkbox"/>	13450	LV516313 <input checked="" type="checkbox"/>	15930
200A	LV525302 <input checked="" type="checkbox"/>	17810	LV525312	22000	
Breaking Capacity as per IEC 60947-2					
25kA	250A	LV525303 <input checked="" type="checkbox"/>	20740	LV525313	25200

Breaking Capacity as per IEC 60947-2	Rated Current	Three Pole Reference	Unit MRP [₹]	Four Pole Reference	Unit MRP [₹]
EasyPact CVS 100 to 630A Overload Setting (Ir) 0.7 - 1 x In					
36kA	16A	LV510330 <input checked="" type="checkbox"/>	9640	LV510340	11970
	25A	LV510331 <input checked="" type="checkbox"/>		LV510341	
	32A	LV510332 <input checked="" type="checkbox"/>		LV510342 <input checked="" type="checkbox"/>	
	40A	LV510333 <input checked="" type="checkbox"/>		LV510343 <input checked="" type="checkbox"/>	
	50A	LV510334 <input checked="" type="checkbox"/>		LV510344	
	63A	LV510335 <input checked="" type="checkbox"/>		LV510345 <input checked="" type="checkbox"/>	
	80A	LV510336 <input checked="" type="checkbox"/>		LV510346	
	100A	LV510337 <input checked="" type="checkbox"/>	LV510347 <input checked="" type="checkbox"/>		
	125A	LV516332 <input checked="" type="checkbox"/>	10600	LV516342	13060
	160A	LV516333 <input checked="" type="checkbox"/>	14030	LV516343	16590
200A	LV525332	20210	LV525342 <input checked="" type="checkbox"/>	24870	
Breaking Capacity as per IEC 60947-2					
36kA	250A	LV525333	22420	LV525343 <input checked="" type="checkbox"/>	27540
	320A	LV540305	28810	LV540308 <input checked="" type="checkbox"/>	35740
	400A	LV540306	28970	LV540309 <input checked="" type="checkbox"/>	36060
	500A	LV563305 <input checked="" type="checkbox"/>	32020	LV563308 <input checked="" type="checkbox"/>	40350
	630A**	LV563306 <input checked="" type="checkbox"/>	36280	LV563309 <input checked="" type="checkbox"/>	44290

Breaking Capacity as per IEC 60947-2	Rated Current	Three Pole Reference	Unit MRP [₹]	Four Pole Reference	Unit MRP [₹]
50kA	16A	LV510470 <input checked="" type="checkbox"/>	12860	LV510480	15810
	25A	LV510471		LV510481	
	32A	LV510472 <input checked="" type="checkbox"/>		LV510482 <input checked="" type="checkbox"/>	
	40A	LV510473		LV510483	
	50A	LV510474		LV510484	
	63A	LV510475 <input checked="" type="checkbox"/>		LV510485 <input checked="" type="checkbox"/>	
	80A	LV510476 <input checked="" type="checkbox"/>		LV510486	
	100A	LV510477 <input checked="" type="checkbox"/>	LV510487 <input checked="" type="checkbox"/>		
	125A	LV516462 <input checked="" type="checkbox"/>	16560	LV516467	18120
	160A	LV516463 <input checked="" type="checkbox"/>	17920	LV516468	21340
200A	LV525452	23200	LV525457 <input checked="" type="checkbox"/>	29140	
Breaking Capacity as per IEC 60947-2					
50kA	250A	LV525453	24930	LV525458 <input checked="" type="checkbox"/>	30730
	320A	LV540315 <input checked="" type="checkbox"/>	30420	LV540318	37430
	400A	LV540316 <input checked="" type="checkbox"/>	30650	LV540319 <input checked="" type="checkbox"/>	38120
	500A	LV563315 <input checked="" type="checkbox"/>	35540	LV563318	44620
	630A**	LV563316 <input checked="" type="checkbox"/>	37900	LV563319 <input checked="" type="checkbox"/>	47490

Note:

• For performance and other details contact our nearest Sales Office.

**630A @ 30°C & 600A @ 40°C for TMD630A MCCB

For Details on stockable and non-stockable status, technical parameter, please Contact Customer Care Centre

NORMAL STOCK ITEMS

W.E.F. January 11, 2021

EasyPact CVS 800A with Thermal Magnetic type trip unit.



- Ics = 100% Icu as per IEC 60947-2
- TMD type Trip Unit
- Adjustable overload from 0.8 - 1 x In
- Adjustable short circuit for each phase from 3.5 - 10 x Ir

Breaking Capacity Ics as per IEC 60947-2	Rated Current	Three Pole Reference	Unit MRP [₹]	Four Pole Reference	Unit MRP [₹]
35kA	800A	LV580300 <input checked="" type="checkbox"/>	56000	LV580301 <input checked="" type="checkbox"/>	60430
50kA	800A	LV580302 <input checked="" type="checkbox"/>	63620	LV580303 <input checked="" type="checkbox"/>	71900

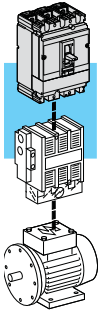
EasyPact CVS 400 to 630A With Microprocessor Based Trip Unit



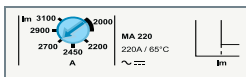
- Ics = 100% Icu as per IEC 60947-2
- Suitable for Isolation
- Adjustable Overload from 0.4 to 1*In
- Adjustable Short Circuit from 1.4 to 10*Ir
- Adjustable Neutral Protection - N, N/2, OFF for 4 Pole MCCB
- Inbuilt Thermal Memory

Breaking Capacity Ics as per IEC 60947-2	Rated Current	Three Pole Reference	Unit MRP [₹]	Four Pole Reference	Unit MRP [₹]
EasyPact CVS 400 to 630A					
36 kA	400A	LV540505 <input checked="" type="checkbox"/>	33960	LV540506 <input checked="" type="checkbox"/>	42310
	630A	LV563505 <input checked="" type="checkbox"/>	37320	LV563506 <input checked="" type="checkbox"/>	49530
50 kA	400A	LV540510 <input checked="" type="checkbox"/>	37270	LV540511 <input checked="" type="checkbox"/>	48250
	630A	LV563510 <input checked="" type="checkbox"/>	40580	LV563511 <input checked="" type="checkbox"/>	53080

Circuit Breakers for Motor Protection Breaking Capacity 50kA, Ics=Icu



Current Rating	2.5	6.3	12.5	25	50	100	150	220	320	500	
CVS 100	6..14In										
CVS 160/250							9..14In				
CVS 400									6..13In		
CVS 630										6..13In	



Frame 1	2.5 to 220A
Frame 2	320 to 500A

With Magnetic Trip Unit MA Type

Breaking Capacity Ics as per IEC 60947-2	Rated Current	Three Pole Reference	Unit MRP [₹]
50kA	2.5A	LV510450	8990
	6.3A	LV510451	
	12.5A	LV510452 <input checked="" type="checkbox"/>	9770
	25A	LV510453 <input checked="" type="checkbox"/>	13000
	50A	LV510454 <input checked="" type="checkbox"/>	13190
	100A	LV510455 <input checked="" type="checkbox"/>	13410
50kA	150A	LV516451 <input checked="" type="checkbox"/>	16970
	220A	LV525442 <input checked="" type="checkbox"/>	17900
	320A	LV540552 <input checked="" type="checkbox"/>	26810
50kA	500A	LV563552	33180

For details on non-standard references, technical parameters, stockable and non-stockable status, please contact Customer Care Centre.

NORMAL STOCK ITEMS

W.E.F. January 11, 2021

EasyPact CVS with built in LSIG trip unit (ETS 6) key features.



- Rated Current, In (A) – 25, 40, 100, 160, 250, 400, 630
 - Breaking capacity (Icu=Ics) (kA) at 415V – 25*, 36, 50
 - 3 Pole and 4 pole versions.
 - Built-in μ P based trip unit having protection functions LSIG. Variable current setting for L,S,I and G and variable time delay setting for L,S and G.
 - Neutral O/L protection possible with 3P MCCB (with External Neutral CT) and 4P MCCB
 - Last Fault trip history on LCD screen of MCCB i.e Faulty phase, Type of Fault and interrupted current.
 - Same accessories of present ECVS range
- * only upto 250A.

With ETS 6 trip unit (built in LSIG protection)

Breaking Capacity Icu as per IEC 60947-2	Rated Current	Three Pole Reference	Unit MRP [₹]	Four Pole Reference	Unit MRP [₹]
25kA	25A	LV510600	27170	LV510610	31535
	40A	LV510608		LV510618	
	100A	LV510609		LV510619	
	160A	LV516600	31215	LV516610	38695
Breaking Capacity Icu as per IEC 60947-2	Rated Current	Three Pole Reference	Unit MRP [₹]	Four Pole Reference	Unit MRP [₹]
25kA	250A	LV525600	36845	LV525610	45295
36kA	25A	LV510620	28315	LV510630	32875
	40A	LV510628		LV510638	
	100A	LV510629		LV510639	
	160A	LV516620	32350	LV516630	40125
Breaking Capacity Icu as per IEC 60947-2	Rated Current	Three Pole Reference	Unit MRP [₹]	Four Pole Reference	Unit MRP [₹]
36kA	250A	LV525620	39005	LV525630	48035
	400A	LV540620	46590	LV540630	53965
	630A	LV563620	51000	LV563630	62200
50kA	25A	LV510640	30990	LV510650	36950
	40A	LV510648		LV510658	
	100A	LV510649		LV510659	
	160A	LV516640	37205	LV516650	44345
50kA	250A	LV525640	40865	LV525650	49470
	400A	LV540640	48900	LV540650	58370
	630A	LV563640	54135	LV563650	69895

For details on non-standard references, technical parameters, stockable and non-stockable status, please contact Customer Care Centre.

NORMAL STOCK ITEMS

W.E.F. January 11, 2021

Easy-Pact CVS Switch Disconnecter Version



- Suitable for Isolation with positive contact indication as defined by standard IEC 60947-3.
- Compliance to utilization categories AC22A or AC23A
- Self protected due to high magnetic-set release
- Two frame sizes upto 630A
- Available in fixed version.
- Common Accessories as that of **EasyPact** CVS circuit breaker

Rated Current	Three Pole Reference	Unit MRP [₹]	Four Pole Reference	Unit MRP [₹]
100A	LV510425	6520	LV510426	8250
160A	LV516425	7770	LV516426	9770
Rated Current	Three Pole Reference	Unit MRP [₹]	Four Pole Reference	Unit MRP [₹]
250A	LV525425	16280	LV525426	21680
400A	LV540400	23870	LV540401	30380
630A	LV563400	27140	LV563401	36490

For details on non-standard references, technical parameters, stockable and non-stockable status, please contact Customer Care Centre.

NORMAL STOCK ITEMS

W.E.F. January 11, 2021



Indication contacts



Voltage Release



Padlocking accessory



Direct Rotary Handle



Extended Rotary Handle

Accessories for EasyPact CVS 100 - 630A

Auxiliary Contacts (Changeover) Multifunction

Description	Reference	Unit MRP [₹]
OF or SD or SDE or SDV	29450 ✓	880
OF or SD or SDE or SDV low level	29452	1045
SDE adapter for trip unit TM or MA or ETS 2.3 \$\$	LV429451 ✓	760

\$\$: To be considered alongwith SDE contact for MCCB with TMD/ETS 2.3/MA Trip Unit

Voltage Releases

Description	Shunt Release Reference	Unit MRP [₹]	Undervoltage Reference	Unit MRP [₹]
AC				
24 V 50/60 Hz	LV429384 ✓	2450	LV429404	3165
48 V 50/60 Hz	LV429385		LV429405	
110-130 V 50/60 Hz	LV429386 ✓		LV429406 ✓	
220-240 V 50/60 Hz	LV429387 ✓		LV429407 ✓	
380-415 V 50 Hz	LV429388 ✓		LV429408 ✓	
525 V 50 Hz	LV429389		LV429409	
DC				
12 V	LV429382	2450	LV429402	3165
24 V	LV429390 ✓		LV429410 ✓	
30 V	LV429391		LV429411	
48 V	LV429392		LV429412	
60 V	LV429383		LV429403	
125 V	LV429393		LV429413	
250 V	LV429394		LV429414	

Rotary Handles

Description	100/160/250A Reference	Unit MRP [₹]	400/630A Reference	Unit MRP [₹]
Direct rotary handle				
Standard black handle	LV429337 ✓	1260	LV432597 ✓	1890
Extended rotary handle				
Standard extended rotary handle	LV429338 ✓	1770	LV432598 ✓	3140

Installation Accessories

Description	100/160/250A Reference	Unit MRP [₹]	400/630A Reference	Unit MRP [₹]
Spreaders & Phase Barriers				
Spreaders (Set of 3) 3P	LV431563 ✓	625	32492 ✓	1410
Spreaders (Set of 4) 4P	LV431564 ✓	830	32493 ✓	1790
Phase Barriers (Set of 6)	*		LV432570 ✓	810
Interlocking				
For Breaker with Rotary Handle	LV429369	9350	LV432621	11770
For Breaker with Toggle	LV429354	10225	LV432614	11770
Mechanical Interlocking with Base Plate	29349**	20325	32609**	42805
Locking of Rotary Handle				
Locking Device	LV429344 ✓	595	LV432604 ✓	810
Ronis Keylock (1 Lock + 1 Key set)	41940 ✓	4090	41940 ✓	4090
Ronis Keylock (2 Locks + 1 Key set)	41950 ✓	7570	41950 ✓	7570
Profalux Keylock (1 Lock + 1 Key set)	42888	6900	42888	6900
Profalux Keylock (2 Locks + 1 Key set)	42878	7875	42878	7875

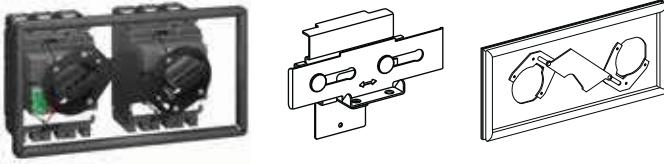
* supplied as standard with spreaders

** Mechanical Interlocking with Base Plate to be ordered with Safety trip interlock (LV429270 for 29349 and LV432520 for 32609)

For details on non-standard references, technical parameters, stockable and non-stockable status, please contact Customer Care Centre.

✓ NORMAL STOCK ITEMS

W.E.F. January 11, 2021



Accessories for CVS 100 - 630A

Manual Source change-over systems

- An additional accessory interlocks two devices with rotary handles to create a source changeover system. Closing of one device is possible only if the second is open.
- This function is compatible with direct or extended rotary handles.
- Up to three padlocks can be used to lock in the OFF or ON position.

Description	Reference	Unit MRP [₹]
Mechanical interlocking for circuit breakers		
With toggles 100A to 250A	LV429354	10225
With rotary handles 100A -250A	LV429369	9350
With toggles 400A to 630A	LV432614	11770
With rotary handles 400A to 630A	LV432621	11770

Accessories for CVS 800A

Auxiliary/Alarms contacts

Description	Reference	Unit MRP [₹]
Auxiliary Switch 1 C/O	LV580075	1335
Alarm Auxiliary switch 1 c/o	LV580079	1870

Accessories for ETS 6 Trip unit

Description	CVS100/160/250 Reference number	Rating	Unit MRP [₹]	CVS400/630 Reference number	Rating	Unit MRP [₹]
External neutral CT for 3 pole breaker with ETS6	LV429521	25 - 100 A	10700	LV432575	400 - 630 A	15460
	LV430563	150 - 250 A	16670			
Description		CVS 100 to 630 Reference number		Unit MRP [₹]		
Pocket Battery For MCCB With ETS 6		LV434206		15550		
24 VDC Terminal Block For MCCB With ETS 6		LV434210		4070		

Voltage Releases

Description	Shunt Release Reference	Unit MRP [₹]	Undervoltage Reference	Unit MRP [₹]
AC				
220-240 V 50/60 Hz	LV580061	2540	LV580071	2700

Rotary Handles

Description	800A Reference	Unit MRP [₹]
Extended rotary handle		
Standard extended rotary handle	LV580081 <input checked="" type="checkbox"/>	2225

For details on non-standard references, technical parameters, stockable and non-stockable status, please contact Customer Care Centre.

NORMAL STOCK ITEMS

W.E.F. January 11, 2021



ComPact NSX & NSXm with Integrated Earth Leakage Protection



The ComPact NSX range is now complemented with a new type of MicroLogic trip unit including circuit protection, (overload, short circuit, neutral protection) and earth leakage protection



The ComPactNSXm range is now available with a new type of MicroLogic trip which offers overload, short circuit protection along with earth leakage protection

Integrated earth leakage protection

- Easy to integrate into a row that does not have earth leakage protection
- Simple to use, reliable, and now comes in the same frame size, and for the same panel support
- Gain up to 40% in space when using with integrated earth leakage protection into the MicroLogicVigi trip units
- Now there's no need to order separate earth leakage modules. Save time, now that there's one less item to add to the panel board.
- Part of the EcoStruxure Power architecture, with digital communication capability and data management (settings, measurement, pre-alarms, trip & test history)

ComPact NSXm circuit breakers: Optimized for your needs

The ComPact NSXm range of circuit breakers and switch disconnectors is a newcomer in the ComPact NSX family. It is one of the smallest on the market with innovative features. Built on the design of roto-active breaking technology, we have made it as robust as ComPact NSX products.

ComPact NSXm main features and innovations

- Rated Current, I_n (A) – 16, 25, 32, 40, 50, 63, 80, 100, 125, 160
- Breaking capacity (kA) at 415V – 16, 25, 36, 50, 70
- Thermal magnetic trip unit integrated
- Built-in DIN rail and plate mount
- Auxiliaries externally visible
- EverLink™ connectors



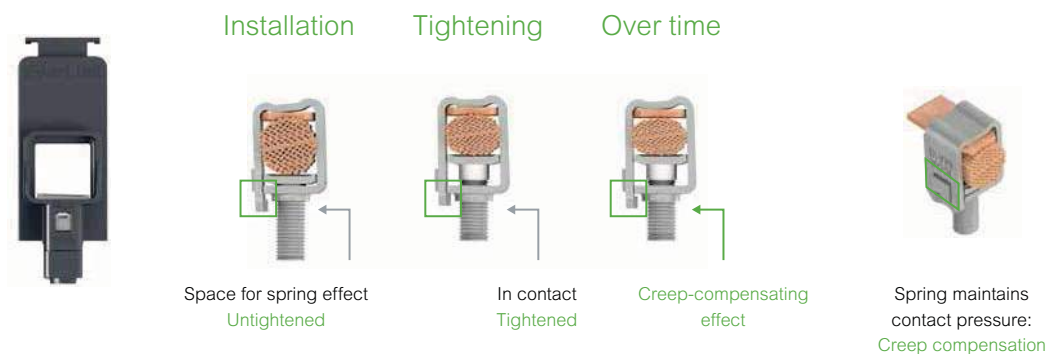
EverLink™ patented technology

The ComPact NSXm features a new cable connection method with patented creep-compensating technology built directly into the terminal - EverLink™:

- With EverLink™ connectors, save space and time during panel assembly.
- Bare cable connections are as safe as compression lug ones.



More than 35 patents have been registered for this new ComPact NSXm offer.



To experience,
Click or Scan



With Thermal Magnetic Trip Unit (TMD) and Compression Lug connectors



- Ics = 100% Icu as per IEC 60947-2
- Adjustable thermal setting 0.7 – 1 x In
- Fixed magnetic settings
- Single frame size upto 160A
- 5 breaking capacities from 16kA to 70kA
- With compression lug connectors
- All the circuit breakers have a transparent lead-sealable cover

Breaking Capacity Icu as per IEC 60947-2	Rated Current	Three Pole Reference	Unit MRP [₹]	Four Pole Reference	Unit MRP [₹]
16kA	16A	LV426150	7780	LV426160	11130
	25A	LV426151	7780	LV426161	11130
	32A	LV426152	7780	LV426162	11130
	40A	LV426153	7780	LV426163	11130
	50A	LV426154	7780	LV426164	11130
	63A	LV426155	7780	LV426165	11130
	80A	LV426156	7780	LV426166	11130
	100A	LV426157	7780	LV426167	11130
	125A	LV426158	13730	LV426168	16960
	160A	LV426159	14970	LV426169	18560
25kA	16A	LV426250	8470	LV426260	12240
	25A	LV426251	8470	LV426261	12240
	32A	LV426252	8470	LV426262	12240
	40A	LV426253	8470	LV426263	12240
	50A	LV426254	8470	LV426264	12240
	63A	LV426255	8470	LV426265	12240
	80A	LV426256	8470	LV426266	12240
	100A	LV426257	8470	LV426267	12240
	125A	LV426258	14790	LV426268	18130
	160A	LV426259	17140	LV426269	21360
36kA	16A	LV426350	10780	LV426360	13810
	25A	LV426351	10780	LV426361	13810
	32A	LV426352	10780	LV426362	13810
	40A	LV426353	10780	LV426363	13810
	50A	LV426354	10780	LV426364	13810
	63A	LV426355	10780	LV426365	13810
	80A	LV426356	10780	LV426366	13810
	100A	LV426357	10780	LV426367	13810
	125A	LV426358	15910	LV426368	19770
	160A	LV426359	17600	LV426369	21880
50kA	16A	LV426450	13660	LV426460	17090
	25A	LV426451	13660	LV426461	17090
	32A	LV426452	13660	LV426462	17090
	40A	LV426453	13660	LV426463	17090
	50A	LV426454	13660	LV426464	17090
	63A	LV426455	13660	LV426465	17090
	80A	LV426456	13660	LV426466	17090
	100A	LV426457	13660	LV426467	17090
	125A	LV426458	19040	LV426468	22820
	160A	LV426459	20660	LV426469	25100
70kA	16A	LV426550	16760	LV426560	21010
	25A	LV426551	16760	LV426561	21010
	32A	LV426552	16760	LV426562	21010
	40A	LV426553	16760	LV426563	21010
	50A	LV426554	16760	LV426564	21010
	63A	LV426555	16760	LV426565	21010
	80A	LV426556	16760	LV426566	21010
	100A	LV426557	16760	LV426567	21010
	125A	LV426558	31240	LV426568	33370
	160A	LV426559	31860	LV426569	34040

Note: For Everlink type NSXm MCCBs add prices of LV426970 (3Pole) or LV426971(4Pole) -2 Sets in above MCCBs

For details on stockable and non stockable status, technical parameter, please contact Customer Care Centre

NORMAL STOCK ITEMS

W.E.F. January 11, 2021

With integrated earth leakage protection
(MicroLogic Vigi 4.1 Trip Unit)

- Standard protection of distribution cables
- Earth leakage protection
- Indication of:
 - Overload alarming (via LEDs and via SDx module)
 - Overload tripping (via the SDx module)
- Earth leakage alarming (via the SDx module)
- Earth leakage tripping (via front face screen and the SDx module).

Breaking Capacity Icu as per IEC 60947-2	Rated Current	Three Pole Reference	Unit MRP [₹]	Four Pole Reference	Unit MRP [₹]
16kA	25A	LV426750	26310	LV426755	29380
	50A	LV426751		LV426756	
	100A	LV426752	LV426757	33340	
	160A	LV426753	LV426758		
25kA	25A	LV426760	27670	LV426765	30965
	50A	LV426761		LV426766	
	100A	LV426762	LV426767	35155	
	160A	LV426763	LV426768		
36kA	25A	LV426770	29150	LV426775	33460
	50A	LV426771		LV426776	
	100A	LV426772	LV426777	37770	
	160A	LV426773	LV426778		
50kA	25A	LV426780	31755	LV426785	36065
	50A	LV426781		LV426786	
	100A	LV426782	LV426787	38675	
	160A	LV426783	LV426788		
70kA	25A	LV426790	35155	LV426795	40375
	50A	LV426791		LV426796	
	100A	LV426792	LV426797	47975	
	160A	LV426793	LV426798		

For details on non-standard references, technical parameters, stockable and non-stockable status, please contact Customer Care Centre.

NORMAL STOCK ITEMS

W.E.F. January 11, 2021

- Suitability for isolation as defined by standard IEC 60947-3
- Self protected by their high-set magnetic release
- Single frame size upto 160A

ComPact NSXm NA switch-disconnector

With Compression Lug connectors

Rated Current	Three Pole Reference	Unit MRP [₹]	Four Pole Reference	Unit MRP [₹]
50A	LV426650	9300	LV426660	13760
100A	LV426651	9300	LV426661	13760
160A	LV426652	19030	LV426662	25380

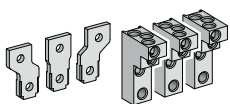
ComPact NSXm NA switch-disconnector

With EverLink™ connectors

Rated Current	Three Pole Reference	Unit MRP [₹]	Four Pole Reference	Unit MRP [₹]
50A	LV426600	9785	LV426610	14485
100A	LV426601	9785	LV426611	14485
160A	LV426602	20035	LV426612	26730

Accessories for ComPact NSXm

16A to 160A



Terminal spreaders



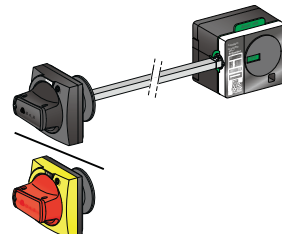
OF or SD auxiliary contact standard



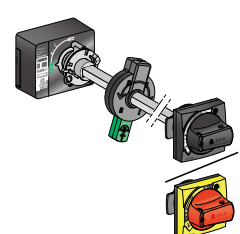
MN or MX voltage releases standard



Direct rotary handle



Side Rotary handle



Extended rotary handle

NSXm Accessories

Auxiliary contacts (changeover)

Description	Reference	Unit MRP [₹]
Standard OF or SD	LV426950	880

Rotary Handles

Description	Reference	Unit MRP [₹]
Direct rotary handle		
Standard black handle	LV426930	1195
Extended rotary handle		
Standard extended rotary black handle	LV426932	1770
Side rotary handle		
Standard side rotary black handle	LV426935	3040

Spreader Links

Description	Reference	Unit MRP [₹]
Spreaders & Phase Barriers		
Spreaders (Set of 3) 3P	LV426940	650
Spreaders (Set of 4) 4P	LV426941	870

Everlink Accessories

Description	Reference	Unit MRP [₹]
Everlink Connectors		
EverLink connector with control wire terminal for 3P (Set of 3)	LV426970	710
EverLink connector with control wire terminal for 4P (Set of 4)	LV426971	925

Voltage Releases

Description	Shunt Release Reference	Unit MRP [₹]	Under Voltage Reference	Unit MRP [₹]
AC				
24 V 50/60 Hz	LV426841	2215	LV426801	2920
48 V 50/60 Hz	LV426842		LV426802	2880
110-130 V 50/60 Hz	LV426843	LV426803		
220-240 V 50/60 Hz	LV426844	2190	LV426804	
380-415 V 50 Hz	LV426846	2215	LV426806	
DC				
24 V	LV426841	2215	LV426801	2920
48 V	LV426842		LV426802	2880
125 V	LV426843	LV426803		
250 V	LV426844	2190	LV426815	

For details on stockable and non stockable status, technical parameter, please contact Customer Care Centre

NORMAL STOCK ITEMS

W.E.F. January 11, 2021

MCCB for Motor Protection

GV4LE



- IEC/EN 60947-1, IEC/EN 60947-2, CCC, EAC
- Can be used with class 5, 10 or 20 relay
- Short Circuit Protection with an adjustable pick-up $I_i = 6$ to 14 In.
- From 0.25 - 55kW

Magnetic Protection Toggle Control

Motor Power AC3 (400/415V AC)		In	Magnetic setting range	25kA breaking capacity		50kA breaking capacity		100kA breaking capacity	
kW	HP	(A)	A	Reference	Unit MRP [₹]	Reference	Unit MRP [₹]	Reference	Unit MRP [₹]
0.25..0.75	0.3..1	2	12..28	-	-	GV4LE02N6	-	GV4LE02S6	-
0.55..1.5	0.7..2	3.5	21..49	-	-	GV4LE03N6	-	GV4LE03S6	-
1.5..3	2..4	7	42..96	-	-	GV4LE07N6	10800	GV4LE07S6	13800
3..5.5	4..7.5	12.5	75..175	-	-	GV4LE12N6	-	GV4LE12S6	-
5.5..11	7.5..14	25	150..350	GV4LE25B6	On Request	GV4LE25N6	13500	GV4LE25S6	16500
11..22	15..30	50	300..700	GV4LE50B6		GV4LE50N6		GV4LE50S6	
18.5..37	25..50	80	480..1120	GV4LE80B6		GV4LE80N6		GV4LE80S6	
30..55	40..75	115	690..1610	GV4LE115B6		GV4LE115N6		GV4LE115S6	

Note: For Everlink termination please order after removing the 6 at the end Eg. GV4LE115N

GV4PE



- IEC/EN 60947-1, IEC/EN 60947-2, IEC/EN 60947-4-1, UL 60497-4-1, CCC, EAC, CSA
- Overload or thermal protection
- Short time delay protection
- Short circuit protection
- Fixed Ground fault protection
- Phase unbalance or phase loss
- Front indications through LED
- Variable Trip class : Trip Class 10/ Trip Class 20

Thermal Magnetic Protection Toggle Control

Motor Power AC3 (400/415V AC)		In	Thermal setting range	25kA breaking capacity		50kA breaking Capacity		100kA breaking Capacity	
kW	HP	(A)	A	Reference	Unit MRP [₹]	Reference	Unit MRP [₹]	Reference	Unit MRP [₹]
0.25..0.75	0.3..1	2	0.8..2	-	-	GV4PE02N6	-	GV4PE02S6	-
0.55..1.5	0.7..2	3.5	1.4..3.5	-	-	GV4PE03N6	-	GV4PE03S6	-
1.5..3	2..4	7	2.9..7	-	-	GV4PE07N6	14800	GV4PE07S6	16000
3..5.5	4..7.5	12.5	5..12.5	-	-	GV4PE12N6	-	GV4PE12S6	-
5.5..11	7.5..14	25	10..25	GV4PE25B6	On Request	GV4PE25N6	17500	GV4PE25S6	18500
11..22	15..30	50	20..50	GV4PE50B6		GV4PE50N6		GV4PE50S6	
18.5..37	25..50	80	40..80	GV4PE80B6		GV4PE80N6		GV4PE80S6	
30..55	40..75	115	65..115	GV4PE115B6		GV4PE115N6		GV4PE115S6	

Note: For Everlink version please order after removing the 6 at the end. Eg. GV4PE115N

Crimp Lug/busbar connection

Description	Sold in lots of	Reference
Crimped lug connector + screws	1	GV4LUG
Transparent terminal shield for crimped lug connector	1	LAD96590
Interphase barriers	6	LV426920
Spreader 3-pole	To increase the pitch to 35 min	1
		LV426940

For details on non-standard references, technical parameters, stockable and non-stockable status, please contact Customer Care Centre.

NORMAL STOCK ITEMS

W.E.F. January 11, 2021

Accessories for GV4



MX Shunt Trip

- Trips the circuit breaker when the control voltage rises above 70% of rated voltage
- Shunt trip 110..130V AC is suitable.. etc for ground fault protection when combined with a Class I ground fault sensing element

MN Under Voltage Release

Trips the circuit breaker when the control voltage drops below 35% of its rated voltage

Description	Mounting	Voltage	References	Unit MRP [₹]
Mx Shunt Trip	Internal, Plug-In	220-240 VAC 50 Hz, 208-240 VAC 60 Hz, 277 VAC 60 Hz	GV4AS287	2620
Mn Under Voltage Release	Internal, Plug-In	440-480 VAC 60 Hz	GV4AU486	3425

Auxiliary Contact Blocks



An auxiliary contact block provides one changeover contact with one common point for OF and SD function, depending on where it is inserted

Open/Close OF Function: indicates position of the circuit breaker contacts

Trip Alarm SD Function: indicates circuit breaker tripping due to:

- Electrical fault (overload, short circuit)
- Shunt trip/Undervoltage release
- "Push to Trip" Function

Resets when the circuit breaker is reset

Description	Maximum Number	Mounting	Type of Contacts	Reference	Unit MRP [₹]
Auxiliary Contact Block	2 (1 Each For Of Or Sd)	Internal Plug-In	NO+NC	GV4AE11	920

Rotary Handles

Description	Type	Degree of Protection	Reference	Unit MRP [₹]
Direct Mounting Rotary Handle	Black	IP40	GV4ADN01	1375
	Black	IP54	GV4APN01	2040
Front Extended Rotary Handle (Min Shaft Length 214Mm/Max Shaft Length 627Mm)	Red Handle on Yellow Bezel	IP54	GV4APN02	
	Red Handle on Yellow Bezel	IP65	GV4APN04	

Connection Accessories

Description	Reference
Spreader 3-pole (To increase pitch to 35mm) (1 pce)	LV426940

For details on non-standard references, technical parameters, stockable and non-stockable status, please contact Customer Care Centre.

NORMAL STOCK ITEMS

W.E.F. January 11, 2021

Ethernet Ready Next Generation Circuit Breakers

ComPact NSX

LV circuit breakers from 16A to 630A



Energy measurement and control



Increased energy availability



Safety and protection

Ethernet ready Next-generation circuit breakers



- Ethernet based monitoring, control, alarm notification for energy, asset and network management
- Built-in energy metering with combined accuracy class of 2% for precise measurement
- Intelligent / Enhanced discrimination for continuity of service
- Patented reflex tripping, independent of other protection functions, ensures ultra fast tripping in the event of very high short circuit
- Encapsulated roto-active double break contact system limits fault current for extended system life
- Best in class electrical life (*30k cycles for NSX 100 @ 440 V*) reduces operational expenditure
- High performance => $I_{cs} = I_{cu} = 100kA @ 690V AC$

Range Details:

- 16A to 630A in two frames sizes
- Breaking capacity up to 200kA @ 415V
- TMD and Electronic based trip unit
- Available in Fixed, Plug-in and Draw out type versions

Type of Trip Units

Micrologic Trip Units

(ASIC-Application Specific Integrated Circuit)




Protection	Cases	Measurement	Application
1 I 2 LS ₀ I 5 LSI 6 LSIG	2 NSX100-250 3 NSX400-630	A Ammeter E Energy Meter	--- Distribution G Generator AB Subscriber M Motor Z 16Hz 2/3

Example

Micrologic 1.3 M	I	400 or 630 A		Motor
Micrologic 2.2 G	LS ₀ I	100, 160 or 250 A		Generator
Micrologic 2.3	LS ₀ I	400 or 630 A		Distribution
Micrologic 2.3 M	LS ₀ I	400 or 630 A		Motor
Micrologic 5.2 A	LSI	100, 160 or 250 A	Ammeter	Distribution
Micrologic 5.3 E	LSI	400 or 630 A	Energy	Distribution
Micrologic 6.3 E-M	LSIG	400 or 630 A	Energy	Motor

Thermal Magnetic Trip Unit



- Available from 16A - 250A
- Overload Setting (I_r) 0.7 - 1 x I_n
- Short Circuit Setting (I_m)
- Fixed upto 160A
- Adjustable 5 - 10 x I_r (for 200A - 250A)

- I** - Instantaneous
- S₀** - Short Time with Fixed Time Delay
- S** - Short Time with Adjustable Time Delay
- G** - Ground Fault

ComPact NSX PV for Photovoltaic applications

- Circuit Breakers and Switch Disconnectors
- A complete DC offer for Solar Applications from 80 to 1500A.
 - 80A to 500A MCCB with TMD type trip unit
 - 80A to 1500A Switch disconnector



Ensuring safe and efficient operation of your Photovoltaic installation.



With heat sink supplied as standard, MCCB rating is optimized, avoiding the need to oversize protection components and saving space in the enclosure.

- ★ Connection and insulation accessories supplied as standard with ComPact NSX PV MCCB are:
 - Connection plate with heat sink
 - Upstream and downstream terminal shields



PowerPact

Multistandard offer for OEM applications

Be compliant around the world

Range - 16A to 600A in Two frames sizes



- Compliance to UL489, IEC60947, CCC & CSA standards.
- Breaking Capacity up to 100kA
- Voltage rating up to 600V
- Isolation with Positive Break Indication
- Fixed, Plug-in and Draw out type
- TMD and Microprocessor based trip unit
- Built-in energy metering (2% accuracy class)
- Smart Integration over Communication Network

Trust US...

- > to supply worldwide availability
- > to apply tested and validated solutions
- > to comply to international standards



With Thermal Magnetic Trip Unit (TMD)



- Ics = 100% Icu as per IEC 60947-2
- Adjustable thermal setting 0.7 - 1 x In
- Adjustable magnetic setting 5 – 10 x Ir **
- Transparent cover for trip unit as standard
- Breaking Capacity enhancement upto 150kA with a higher capacity upstream (Cascading)
- Exceptional current limiting < 6 x 105 A2S

Breaking Capacity Icu as per IEC 60947-2	Rated Current	Three Pole Reference	Unit MRP [₹]	Four Pole Reference	Unit MRP [₹]
25kA	16A	LV429557	10010	LV429567	14390
	25A	LV429556 ✓	10010	LV429566	14390
	32A	LV429555 ✓	10010	LV429565	14390
	40A	LV429554 ✓	10010	LV429564	14390
	50A	LV429553	10010	LV429563	14390
	63A	LV429552 ✓	10010	LV429562 ✓	14390
	80A	LV429551 ✓	10010	LV429561	14390
	100A	LV429550 ✓	10010	LV429560 ✓	14390
	125A	LV430311 ✓	17640	LV430321 ✓	21730
	160A	LV430310 ✓	18880	LV430320 ✓	23680
	200A	LV431111	27360	LV431121 ✓	32910
250A	LV431110 ✓	27880	LV431120 ✓	33560	
36kA	16A	LV429637 ✓	12200	LV429647	15450
	25A	LV429636 ✓	12200	LV429646	15450
	32A	LV429635 ✓	12200	LV429645 ✓	15450
	40A	LV429634 ✓	12200	LV429644	15450
	50A	LV429633	12200	LV429643	15450
	63A	LV429632 ✓	12200	LV429642 ✓	15450
	80A	LV429631 ✓	12200	LV429641	15450
	100A	LV429630 ✓	12200	LV429640 ✓	15450
	125A	LV430631 ✓	18230	LV430641 ✓	22710
	160A	LV430630 ✓	19140	LV430640 ✓	24490
	200A	LV431631 ✓	27710	LV431641 ✓	34160
250A	LV431630 ✓	28510	LV431640 ✓	35530	
50kA	16A	LV429847	14510	LV429857	18200
	25A	LV429846	14510	LV429856	18200
	32A	LV429845 ✓	14510	LV429855	18200
	40A	LV429844 ✓	14510	LV429854	18200
	50A	LV429843	14510	LV429853	18200
	63A	LV429842 ✓	14510	LV429852	18200
	80A	LV429841 ✓	14510	LV429851	18200
	100A	LV429840 ✓	14510	LV429850	18200
	125A	LV430841 ✓	21930	LV430851	25210
	160A	LV430840 ✓	22390	LV430850	26470
	200A	LV431831 ✓	29870	LV431841	36490
250A	LV431830 ✓	30430	LV431840	38710	
70kA	16A	LV429677	18550	LV429687	23920
	25A	LV429676	18550	LV429686	23920
	32A	LV429675	18550	LV429685	23920
	40A	LV429674	18550	LV429684	23920
	50A	LV429673	18550	LV429683	23920
	63A	LV429672 ✓	18550	LV429682	23920
	80A	LV429671	18550	LV429681	23920
	100A	LV429670 ✓	18550	LV429680	23920
	125A	LV430671	34530	LV430681	36700
	160A	LV430670 ✓	34900	LV430680	37430
	200A	LV431671	39670	LV431681	51540
250A	LV431670 ✓	40050	LV431680	52050	

Note:

- ** applicable for NSX 200A & 250A
- For higher breaking capacities (100kA and 150kA); for Generator Protection MCCB and other special application MCCB, contact our nearest Sales office.

For details on non-standard references, technical parameters, stockable and non-stockable status, please contact Customer Care Centre.

✓ NORMAL STOCK ITEMS

W.E.F. January 11, 2021

With Micrologic 2 (µP -ASIC based)



- Protection type LS01N
- Ics = 100% Icu as per IEC 60947-2
- Adjustable overload from 0.40 - 1 x In
- Adjustable short circuit from 1.5 - 10 x Ir
- Innovative front indication LED's (Ready, Overload pre-alarm & Overload)
- Two frame sizes up to 630A
- Breaking Capacity enhancement upto 150kA with a higher capacity upstream (Cascading)
- Adjustable neutral protection - N, N/2, OFF for 4 Pole MCCB

Breaking Capacity Icu as per IEC 60947-2	Rated Current	Three Pole Reference	Unit MRP [₹]	Four Pole Reference	Unit MRP [₹]
25kA	40A	LV429777 <input checked="" type="checkbox"/>	17660	LV429787	22730
	100A	LV429775 <input checked="" type="checkbox"/>	17660	LV429785 <input checked="" type="checkbox"/>	22730
	160A	LV430745 <input checked="" type="checkbox"/>	22560	LV430750 <input checked="" type="checkbox"/>	28770
	250A	LV431140 <input checked="" type="checkbox"/>	29650	LV431150 <input checked="" type="checkbox"/>	38030
36kA	40A	LV429772	17950	LV429782	22830
	100A	LV429770 <input checked="" type="checkbox"/>	17950	LV429780 <input checked="" type="checkbox"/>	22830
	160A	LV430770 <input checked="" type="checkbox"/>	22960	LV430780 <input checked="" type="checkbox"/>	31740
	250A	LV431770 <input checked="" type="checkbox"/>	31040	LV431780 <input checked="" type="checkbox"/>	43020
	400A	LV432676 <input checked="" type="checkbox"/>	43040	LV432677 <input checked="" type="checkbox"/>	49130
	630A	LV432876 <input checked="" type="checkbox"/>	45500	LV432877 <input checked="" type="checkbox"/>	58980
50kA	40A	LV429797	21540	LV429807	29150
	100A	LV429795 <input checked="" type="checkbox"/>	21540	LV429805 <input checked="" type="checkbox"/>	30010
	160A	LV430775 <input checked="" type="checkbox"/>	27300	LV430785 <input checked="" type="checkbox"/>	35510
	250A	LV431870 <input checked="" type="checkbox"/>	35450	LV431875 <input checked="" type="checkbox"/>	46080
	400A	LV432693 <input checked="" type="checkbox"/>	44990	LV432694 <input checked="" type="checkbox"/>	58430
70kA	630A	LV432893 <input checked="" type="checkbox"/>	46630	LV432894 <input checked="" type="checkbox"/>	61780
	40A	LV429792	27200	LV429802	34450
	100A	LV429790	27610	LV429800	34450
	160A	LV430790	36470	LV430800	46550
	250A	LV431790	40970	LV431800	59120
	400A	LV432695 <input checked="" type="checkbox"/>	51190	LV432696 <input checked="" type="checkbox"/>	67220
630A	LV432895 <input checked="" type="checkbox"/>	52460	LV432896 <input checked="" type="checkbox"/>	81600	

Note: For higher breaking capacities (100kA and 150kA); for Generator Protection MCCB and other special application MCCB, contact our nearest Sales office.

With Micrologic 2 (µP -ASIC based) / TMD / MA+ shunt +GFP

- Protection type LS01GN
- Ics = 100% Icu as per IEC 60947-2
- Fault indication for GF (LED type) meant for human safety
- Adjustable overload from 0.36 - 1 x In
- Adjustable short circuit from 1.5 - 10 x Ir
- Adjustable earth fault sensitivity selection 10 to 60%
- Innovative front indication LED's (Ready, Overload pre-alarm & Overload)
- Two frame sizes up to 630A
- Suitable for 3P3W & 3P4W electrical distribution network
- Breaking Capacity enhancement upto 150kA with a higher capacity upstream (Cascading)
- Adjustable neutral protection - N, N/2, OFF for 4 Pole MCCB

MCCB Frame	Relay Module rated current	3 Ph + 3W Reference	Unit MRP [₹]	3 Ph + 4W Reference	Unit MRP [₹]
CVS/NSX100	32, 40, 50, 63, 80, 100	GFP11CT13P <input checked="" type="checkbox"/>	5760	GFP11CT14P <input checked="" type="checkbox"/>	6310
CVS/NSX 160 / 250	125, 160, 200, 250	GFP12CT23P <input checked="" type="checkbox"/>	6540	GFP12CT24P <input checked="" type="checkbox"/>	7390
CVS/NSX 400 / 630	400, 630	GFP13CT33P <input checked="" type="checkbox"/>	9890	GFP13CT34P <input checked="" type="checkbox"/>	10800

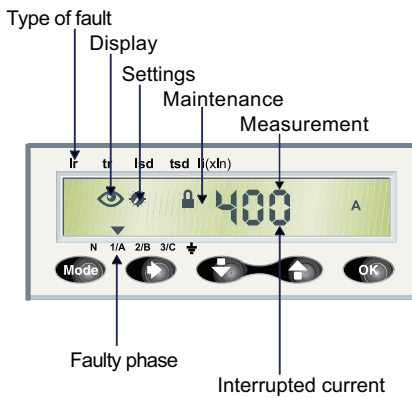
Note: Kindly order NSX/CVS MCCB +GFP+. Shunt trip coil.

For details on non-standard references, technical parameters, stockable and non-stockable status, please contact Customer Care Centre.

NORMAL STOCK ITEMS

W.E.F. January 11, 2021

With Micrologic 6A (Embedded current metering and communication capable)



- Protection type LSIGN
- Ics = 100% Icu as per IEC 60947-2
- Current measurements (Phase & neutral, Average, Highest of phases, Ground fault current, Maximeter / Minimeter, Current unbalance between phases)
- Adjustable overload from Ir 0.36 to 1 x In and tr = 0.5 - 16 s
- Adjustable short circuit from I_{sd} 1.5 - 10 x Ir and t_{sd} I_{2tON/OFF} 0.1 - 0.4s
- Adjustable earth fault 0.4 - 1 x In (for In=40A) & 0.2 - 1 x In (for In>40A) and t_g I_{2tON/OFF} 0.1 - 0.4s
- Instantaneous protection Ii 1.5 x In - 15 x In (40 - 160A), 12 x In (250 - 400A) and 11 x In (630A)
- Innovative front indication LED's (Ready, Overload pre-alarm & Overload)
- Fault distinction on the display of trip unit (type of fault, interrupted fault current and faulty phase)
- Zone Selective Interlocking (ZSI) as standard
- Breaking Capacity enhancement upto 150kA with a higher capacity upstream (Cascading)
- External Neutral CT required for highly un-balanced TP-N system has to be ordered at extra price
- Adjustable neutral protection - N, N/2, OFF and oversized neutral (standard feature) for 4 Pole MCCB.

Breaking Capacity I _{cu} as per IEC 60947-2"	Rated Current	Three Pole Reference	Unit MRP [₹]	Four Pole Reference	Unit MRP [₹]
25kA	100A	LV429014X62A100	39390	LV429015X62A100	44090
	160A	LV430390X62A160	41660	LV430395X62A160	50100
	250A	LV431390X62A250	47700	LV431395X62A250	57140
36kA	40A	LV429003X62A40	39580	LV429008X62A40	44940
	100A	LV429003X62A100	39580	LV429008X62A100	44940
	160A	LV430403X62A160	43050	LV430408X62A160	51700
	250A	LV431403X62A250	48270	LV431408X62A250	59880
	400A	LV432413X63A400	56720	LV432415X63A400	64530
50kA	630A	LV432813X63A630	65170	LV432815X63A630	76710
	40A	LV429006X62A40	42220	LV429011X62A40	48390
	100A	LV429006X62A100	42220	LV429011X62A100	48390
	160A	LV430406X62A160	48870	LV430411X62A160	52850
	250A	LV431406X62A250	52220	LV431411X62A250	61300
70kA	400A	LV432403X63A400	58290	LV432408X63A400	71290
	630A	LV432803X63A630	65410	LV432808X63A630	81620
	40A	LV429004X62A40	47210	LV429009X62A40	54180
	100A	LV429004X62A100	47210	LV429009X62A100	54180
	160A	LV430404X62A160	57880	LV430409X62A160	64510
	250A	LV431404X62A250	59040	LV431409X62A250	88140
	400A	LV432404X63A400	73950	LV432409X63A400	92400
	630A	LV432804X63A630	76210	LV432809X63A630	101310

For details on non-standard references, technical parameters, stockable and non-stockable status, please contact Customer Care Centre.

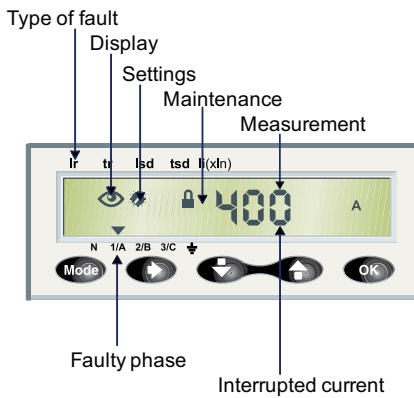
☑ NORMAL STOCK ITEMS

W.E.F. January 11, 2021

Micrologic 6 E (Embedded Energy metering and communication capable)



- Features over and above Micrologic 6A.
- Current Measurements (Phase & neutral, Average, Highest of Phases, Ground Fault current, Maximeter/Minimeter, Current Unbalance between Phases)
- Voltage Measurements (Phase-Phase & Phase-neutral, Average, Ph-Ph & Ph-N voltage unbalance)
- Frequency Measurements
- Power Quality Indicator (Total Harmonic Distortion for Current and Voltage)
- Power Measurements (Active, Reactive and Apparent Power, total and per phase and Power Factor and cos (phi))
- Demand Currents and Power Measurements (Demand Values, total & per phase, Maximum Demand)
- Energy Metering (Active, Reactive and Apparent energy, total and per phase)
- Indications, Alarms and Histories (Indication of fault types, Alarms for high/low threshold, operating histories & time stamped tables)
- Maintenance Indicators (Operation, trip and alarm counters; Operating Hours Counter; Contact wear: Load profile and thermal image)



Breaking Capacity Icu as per IEC 60947-2	Rated Current	Three Pole Reference	Unit MRP [₹]	Four Pole Reference	Unit MRP [₹]
25kA	40A	LV429014X62E40	On request	LV429015X62E40	On request
	100A	LV429014X62E100		LV429015X62E100	
	160A	LV430390X62E160		LV430395X62E160	
	250A	LV431390X62E250		LV431395X62E250	
36kA	40A	LV429003X62E40		LV429008X62E40	
	100A	LV429003X62E100		LV429008X62E100	
	160A	LV430403X62E160		LV430408X62E160	
	250A	LV431403X62E250		LV431408X62E250	
	400A	LV432413X63E400		LV432415X63E400	
50kA	630A	LV432813X63E630		LV432815X63E630	
	40A	LV429006X62E40		LV429011X62E40	
	100A	LV429006X62E100		LV429011X62E100	
	160A	LV430406X62E160		LV430411X62E160	
	250A	LV431406X62E250		LV431411X62E250	
70kA	400A	LV432403X63E400		LV432408X63E400	
	630A	LV432803X63E630		LV432808X63E630	
	40A	LV429004X62E40	LV429009X62E40		
	100A	LV429004X62E100	LV429009X62E100		
	160A	LV430404X62E160	LV430409X62E160		
	250A	LV431404X62E250	LV431409X62E250		
	400A	LV432404X63E400	LV432409X63E400		
	630A	LV432804X63E630	LV432809X63E630		

For details on non-standard references, technical parameters, stockable and non-stockable status, please contact Customer Care Centre.

☑ NORMAL STOCK ITEMS

W.E.F. January 11, 2021

With Magnetic Trip Unit MA type



- Ics = 100% Icu as per IEC 60947-2
- Adjustable magnetic setting Im 6 -14 x In (2.5 - 100A) & 9 - 14 x In (150 - 200A)
- Type - 2 Co-ordination charts upto 110 kW at 400V
- Breaking Capacity enhancement upto 150kA with a higher capacity upstream (Cascading)
- Adjustable neutral protection - N, N/2, OFF for 4 Pole MCCB

Breaking Capacity Icu as per IEC 60947-2	Rated Current	Three Pole Reference	Unit MRP [₹]
36kA	150A	LV430830	18930
	220A	LV431748	31050
50kA	150A	LV430832	23100
	220A	LV431752	34070
70kA	150A	LV430834	34660
	220A	LV431756	53760

For details on non-standard references, technical parameters, stockable and non-stockable status, please contact Customer Care Centre.

NORMAL STOCK ITEMS

W.E.F. January 11, 2021

With Micrologic 4 Vigi



- Standard protection for electrical distribution-overload, short circuit & neutral protection
- Earth leakage protection-Adjustable leakage threshold (I Δ n) and adjustable time delay threshold
 - Sensitivity I Δ n (A)
 - Type A: 30mA - 100mA - 300mA - 500mA - 1A - 3A - 5A (for the ratings 40 to 250A)
 - Type B: 300mA - 500mA - 1A - 3A - 5A - 10A (for the ratings 400 to 570A)
- Alarming & Fault Indication

Breaking Capacity Icu as per IEC 60947-2	Rated Current	Three Pole Reference	Unit MRP [₹]	Four Pole Reference	Unit MRP [₹]
25kA	40A	LV433810	30990	LV433818	34755
	100A	LV433811	30990	LV433819	34755
	160A	LV433813	32815	LV433821	39540
	250A	LV433816	37600	LV433824	45010
36kA	40A	LV433826	30990	LV433834	35665
	100A	LV433827	30990	LV433835	35665
	160A	LV433829	33845	LV433837	40225
	250A	LV433832	37945	LV433840	46485
	400A	LV433934	52635	LV433936	59245
50kA	570A	LV433935	60385	LV433937	70410
	40A	LV433842	33845	LV433850	38400
	100A	LV433843	33845	LV433851	38400
	160A	LV433845	38400	LV433853	41015
	250A	LV433848	40905	LV433856	47625
	400A	LV433938	54005	LV433940	65395
70kA	570A	LV433939	60610	LV433941	74965
	40A	LV433858	37370	LV433866	42960
	100A	LV433859	37370	LV433867	42960
	160A	LV433861	45920	LV433869	51040
	250A	LV433864	46830	LV433872	71210
	400A	LV433942	69270	LV433944	86475
	570A	LV433943	71320	LV433945	94790

For details on non-standard references, technical parameters, stockable and non-stockable status, please contact Customer Care Centre.

NORMAL STOCK ITEMS

W.E.F. January 11, 2021



Indication contacts



SDTAM remote indication relay module



SDx remote indication relay module



Voltage Release



Motor Mechanism

Description	Reference	Unit MRP [₹]
Auxiliary contacts (changeover) Multifunction		
OF or SD or SDE or SDV	29450 ✓	880
OF or SD or SDE or SDV low level	29452	1045
SDE adaptor for trip unit TM or MA or Micrologic 2 \$\$	LV429451 ✓	760
SDX 2-PROGRAMMABLE CONTACTS FOR MICROLOGIC		
SDx module 24/415 V AC/DC	LV429532	11990
SDTAM contactor tripping module for Micrologic 2- M/6 E-M		
SDTAM 24/415 V AC/DC overload fault indication	LV429424	12430

\$\$ To be considered along with SDE contact for MCCB with TMD/MA./Micrologic 2 protection.

Voltage Releases

Description	Shunt Release Reference	Unit MRP [₹]	Undervoltage Reference	Unit MRP [₹]
AC				
24 V 50/60 Hz	LV429384	2450	LV429404	3165
48 V 50/60 Hz	LV429385		LV429405	
110-130 V 50/60 Hz	LV429386 ✓		LV429406 ✓	
220-240 V 50/60 Hz	LV429387 ✓		LV429407 ✓	
380-415 V 50 Hz	LV429388 ✓		LV429408 ✓	
525 V 50 Hz	LV429389		LV429409	
DC				
12 V	LV429382	2450	LV429402	3165
24 V	LV429390 ✓		LV429410 ✓	
30 V	LV429391		LV429411	
48 V	LV429392		LV429412	
60 V	LV429383		LV429403	
125 V	LV429393		LV429413	
250 V	LV429394		LV429414 ✓	

Installation Accessories

Description	100/160/250A Reference	Unit MRP [₹]	400/630A Reference	Unit MRP [₹]
Spreaders & Phase Barrier				
Spreaders (Set of 3) 3P	LV431563 ✓	625	32492 ✓	1410
Spreaders (Set of 4) 4P	LV431564 ✓	830	32493 ✓	1790
Phase Barrier (Set of 6)	*	-	LV432570 ✓	810
Interlocking				
For Breaker with Rotary Handle	LV429369	9350	LV432621	11770
For Breaker with Toggle	LV429354	10225	LV432614	11770
Mechanical Interlocking with Base Plate	29349**	20325	32609**	42805
Locking of Rotary Handle				
Locking Device	LV429344 ✓	595	LV432604 ✓	810
Ronis Keylock (1 Lock + 1 Key set)	41940 ✓	4090	41940 ✓	4090
Ronis Keylock (2 Locks + 1 Key set)	41950 ✓	7570	41950 ✓	7570
Profalux Keylock (1 Lock + 1 Key set)	42888	6900	42888	6900
Profalux Keylock (2 Locks + 1 Key set)	42878	7875	42878	7875

* supplied as standard with spreader

** Mechanical Interlocking with Base Plate to be ordered with Safety trip interlock (LV429270 for 29349 and LV432520 for 32609)

For details on non-standard references, technical parameters, stockable and non-stockable status, please contact Customer Care Centre.

✓ NORMAL STOCK ITEMS

W.E.F. January 11, 2021



FDM121: Front Display Module



Test Battery



Power Supply Module B



SCM: Breaker Status and Control Module

Motor Mechanism

Type	Voltage	100/160A Reference	Unit MRP [₹]	250A Reference	Unit MRP [₹]	400/630A Reference	Unit MRP [₹]
Motor Mechanism Modules with SDE Adaptor ⁽¹⁾							
AC 50/60 Hz	48-60 V	LV429440	22080	LV431548	24400	LV432639	35460
	110-130 V	LV429433		LV431540		LV432640	
	220-240 V	LV429434 <input checked="" type="checkbox"/>		LV431541 <input checked="" type="checkbox"/>		LV432641 <input checked="" type="checkbox"/>	
	380-415 V	LV429435		LV431542		LV432642	
	440-480 V	LV429435		LV431542		LV432647	
DC	24-30 V	LV429436	30355	LV431543	32915	LV432643	43500
	48-60 V	LV429437		LV431544		LV432644	
	110-130 V	LV429438		LV431545		LV432645	
	250 V	LV429439		LV431546		LV432646	

(1) With every Motor Mechanism, please order 1 no. auxiliary contact additionally. For other voltages of motor mechanism please consult Customer Care.

Description	100/160/250A Reference	Unit MRP [₹]	400/630A Reference	Unit MRP [₹]
Locking of Motor Mechanism				
Keylock adaptor + Ronis keylock (special)	LV429449	3055	-	-
Locking Device	-	-	LV432649	935
Ronis Keylock	-	-	41940 <input checked="" type="checkbox"/>	4090
Profalux Keylock	-	-	42888	6900
Torque Limiting Screws (Set of 12)	LV429513	2160	LV432513	2540

Monitoring and Control, test tools- ComPact and NSX100 - 630

Monitoring and Control (Remote Operation)

Description	Reference	Unit MRP [₹]
ULP Display Module		
Switchboard front display module FDM121	TRV00121 <input checked="" type="checkbox"/>	12550
ULP Wiring Accessories		
NSX cord L = 0.35 m	LV434200	2895
NSX cord L = 1.3 m	LV434201	2920
5 RJ45/RJ45 MALE Cord L = 1m	TRV00810	2740
10 Stacking connectors for COM interface	TRV00217	4270
ULP Communication Module		
IFM MODBUS Interface Module	LV434000	10770
BSCM (Breaker Status and Control Module)	LV434205 <input checked="" type="checkbox"/>	9180
Power Supply Modules		
External power supply module 24 V DC-1 A OVC IV		
200-240 V AC	LV454444 <input checked="" type="checkbox"/>	16720
Pocket battery for Micrologic NSX100-630	LV434206	18255

Maintenance Module for advanced configuration and testing, contact our nearest Sales office.

ULP = Universal Logic Plug

For details on non-standard references, technical parameters, stockable and non-stockable status, please contact Customer Care Centre.

NORMAL STOCK ITEMS

W.E.F. January 11, 2021



Direct Rotary Handle



Extended Rotary Handle




Plug in Base



Draw-Out Chassis Kit

Description	100/160/250A Reference	Unit MRP [₹]	400/630A Reference	Unit MRP [₹]
Rotary Handles				
Standard direct black handle	LV429337 <input checked="" type="checkbox"/>	1260	LV432597 <input checked="" type="checkbox"/>	1890
Standard extended rotary handle	LV429338 <input checked="" type="checkbox"/>	1770	LV432598 <input checked="" type="checkbox"/>	3140
Plug in Base (Complete Kit)				
3 Pole	LV429289 <input checked="" type="checkbox"/>	8940	LV432538 <input checked="" type="checkbox"/>	20510
4 Pole	LV429290 <input checked="" type="checkbox"/>	11570	LV432539 <input checked="" type="checkbox"/>	25560
Draw-Out Chassis Kit				
3 Pole				
Plug In base	LV429289 <input checked="" type="checkbox"/>	8940	LV432538 <input checked="" type="checkbox"/>	20510
Chassis Side Plate for base	LV429282 <input checked="" type="checkbox"/>	11945	LV432532 <input checked="" type="checkbox"/>	15130
Chassis Side Plate for breaker	LV429283 <input checked="" type="checkbox"/>	6330	LV432533 <input checked="" type="checkbox"/>	8815
4 Pole				
Plug In base	LV429290 <input checked="" type="checkbox"/>	11570	LV432539 <input checked="" type="checkbox"/>	25560
Chassis Side Plate for base	LV429282 <input checked="" type="checkbox"/>	11945	LV432532 <input checked="" type="checkbox"/>	15130
Chassis Side Plate for breaker	LV429283 <input checked="" type="checkbox"/>	6330	LV432533 <input checked="" type="checkbox"/>	8815
Plug In / Withdrawable version Accessories				
Automatic Auxilliary Connectors				
1 9-wire fixed connector (for base)	LV429273	1250	LV429273	1250
1 9-wire moving connector (for circuit breaker)	LV429274	875	LV432523 <input checked="" type="checkbox"/>	935
1 support for 2 moving connectors	LV429275	670	LV432525 <input checked="" type="checkbox"/>	670
Manual Auxilliary Connectors				
9-wire manual auxiliary connector (fixed + moving)	LV429272	4280	LV429272	4280

Note: Above auxiliary connectors to be used with Plug-in and Withdrawable MCCB when Auxiliary Contact, Shunt, UnderVoltage or Motor Mechanism is used.



BA controller (basic)

- Monitoring of “Normal” source & “Automatic” transfer
- Circuit breaker status indication on front of controller: ON, OFF & fault trip
- Voluntary transfer to “Replacement” source (e.g. energy management commands)

UA controller (advanced)

- Monitoring of “normal” source & “Automatic” transfer
- Circuit breaker status indication on front of controller: on, off & fault trip
- Voluntary transfer to “replacement” source (e.g. energy management commands)
- Delayed (adjustable) shutdown of generator set
- Load shedding & reconnection of non-priority loads
- Transfer to “Replacement” source if one of the phases of the “Normal” phase is absent
- During peak tariff period (energy management commands) forced operation on “Normal” source if “Replacement” source not operational

With NSX100F - NSX630F 36kA 3P MCCB

Breaker for Normal Supply	Breaker for Replacement Supply	3P BA Controller Reference	Unit MRP [₹]	3P UA Controller Reference	Unit MRP [₹]
NSX100F	NSX100F	LV4A3F100100B4	On request	LV4A3F100100U4	On request
NSX160F	NSX100F	LV4A3F160100B4		LV4A3F160100U4	
NSX160F	NSX160F	LV4A3F160160B4		LV4A3F160160U4	
NSX250F	NSX100F	LV4A3F250100B4		LV4A3F250100U4	
NSX250F	NSX160F	LV4A3F250160B4		LV4A3F250160U4	
NSX250F	NSX250F	LV4A3F250250B4		LV4A3F250250U4	
NSX400F	NSX100F	LV4A3F400100B4*		LV4A3F400100U4*	
NSX400F	NSX160F	LV4A3F400160B4*		LV4A3F400160U4*	
NSX400F	NSX250F	LV4A3F400250B4*		LV4A3F400250U4*	
NSX400F	NSX400F	LV4A3F400400B4		LV4A3F400400U4	
NSX630F	NSX160F	LV4A3F630160B4*		LV4A3F630160U4*	
NSX630F	NSX250F	LV4A3F630250B4*		LV4A3F630250U4*	
NSX630F	NSX400F	LV4A3F630400B4		LV4A3F630400U4	
NSX630F	NSX630F	LV4A3F630630B4		LV4A3F630630U4	

With NSX100F - NSX630F 36kA 4P MCCB

Breaker for Normal Supply	Breaker for Replacement Supply	4P BA Controller Reference	Unit MRP [₹]	4P UA Controller Reference	Unit MRP [₹]
NSX100F	NSX100F	LV4A4F100100B4	On request	LV4A4F100100U4	On request
NSX160F	NSX100F	LV4A4F160100B4		LV4A4F160100U4	
NSX160F	NSX160F	LV4A4F160160B4		LV4A4F160160U4	
NSX250F	NSX100F	LV4A4F250100B4		LV4A4F250100U4	
NSX250F	NSX160F	LV4A4F250160B4		LV4A4F250160U4	
NSX250F	NSX250F	LV4A4F250250B4		LV4A4F250250U4	
NSX400F	NSX100F	LV4A4F400100B4*		LV4A4F400100U4*	
NSX400F	NSX160F	LV4A4F400160B4*		LV4A4F400160U4*	
NSX400F	NSX250F	LV4A4F400250B4*		LV4A4F400250U4*	
NSX400F	NSX400F	LV4A4F400400B4		LV4A4F400400U4	
NSX630F	NSX160F	LV4A4F630160B4*		LV4A4F630160U4*	
NSX630F	NSX250F	LV4A4F630250B4*		LV4A4F630250U4*	
NSX630F	NSX400F	LV4A4F630400B4		LV4A4F630400U4	
NSX630F	NSX630F	LV4A4F630630B4		LV4A4F630630U4	

* Downstream coupling accessories are not available.

Note:

Each reference consists of:

- 2 MCCBs with Motor mechanism & Standard Trip Units.
- 4 Auxiliary contacts 2OF + 2SDE
- 1 Base Plate with IVE unit for mechanical & electrical interlocking
- 1 Downstream coupling accessory is supplied only when both the MCCB are of same Frame size
- Control Unit UA or BA

ATS upto 250A are provided with TMD type trip unit & for 400/630A with Micrologic 2 trip unit as standard.

ATS with MCCBs of other breaking capacities & other versions of trip units can also be supplied. Prices available on request.

Above given references with BA/UA controller are suitable for 415VAC control supply.


UA controller with 220/240V AC is not available

Replace suffix “4” by “2” for BA controller with 220/240V AC control supply.

For details on non-standard references, technical parameters, stockable and non-stockable status, please contact Customer Care Centre.

NORMAL STOCK ITEMS

W.E.F. January 11, 2021



BA controller (basic)

- Monitoring of "Normal" source & "Automatic" transfer
- Circuit breaker status indication on front of controller: ON, OFF & fault trip
- Voluntary transfer to "Replacement" source (e.g. energy management commands)

UA controller (advanced)

- Monitoring of "Normal" source & "Automatic" transfer.
- Circuit breaker status indication on front of controller: ON, OFF & fault trip
- Voluntary transfer to "Replacement" source (e.g. energy management commands)
- Delayed (adjustable) shutdown of generator set.
- Load shedding & reconnection of non-priority loads.
- Transfer to "Replacement" source if one of the phases of the "Normal" phase is absent
- During peak tariff period (energy management commands) forced operation on "Normal" source if "Replacement" source not operational

With NSX100N - NSX630N 50kA 3P MCCB

Breaker for Normal Supply	Breaker for Replacement Supply	3P BA Controller Reference	Unit MRP [₹]	3P UA Controller Reference	Unit MRP [₹]
NSX100N	NSX100N	LV4A3N100100B4	On request	LV4A3N100100U4	On request
NSX160N	NSX100N	LV4A3N160100B4		LV4A3N160100U4	
NSX160N	NSX160N	LV4A3N160160B4		LV4A3N160160U4	
NSX250N	NSX100N	LV4A3N250100B4		LV4A3N250100U4	
NSX250N	NSX160N	LV4A3N250160B4		LV4A3N250160U4	
NSX250N	NSX250N	LV4A3N250250B4		LV4A3N250250U4	
NSX400N	NSX100N	LV4A3N400100B4*		LV4A3N400100U4*	
NSX400N	NSX160N	LV4A3N400160B4*		LV4A3N400160U4*	
NSX400N	NSX250N	LV4A3N400250B4*		LV4A3N400250U4*	
NSX400N	NSX400N	LV4A3N400400B4		LV4A3N400400U4	
NSX630N	NSX160N	LV4A3N630160B4*		LV4A3N630160U4*	
NSX630N	NSX250N	LV4A3N630250B4*		LV4A3N630250U4*	
NSX630N	NSX400N	LV4A3N630400B4		LV4A3N630400U4	
NSX630N	NSX630N	LV4A3N630630B4		LV4A3N630630U4	

With NSX100N - NSX630N 50kA 4P MCCB

Breaker for Normal Supply	Breaker for Replacement Supply	4P BA Controller Reference	Unit MRP [₹]	4P UA Controller Reference	Unit MRP [₹]
NSX100N	NSX100N	LV4A4N100100B4	On request	LV4A4N100100U4	On request
NSX160N	NSX100N	LV4A4N160100B4		LV4A4N160100U4	
NSX160N	NSX160N	LV4A4N160160B4		LV4A4N160160U4	
NSX250N	NSX100N	LV4A4N250100B4		LV4A4N250100U4	
NSX250N	NSX160N	LV4A4N250160B4		LV4A4N250160U4	
NSX250N	NSX250N	LV4A4N250250B4		LV4A4N250250U4	
NSX400N	NSX100N	LV4A4N400100B4*		LV4A4N400100U4*	
NSX400N	NSX160N	LV4A4N400160B4*		LV4A4N400160U4*	
NSX400N	NSX250N	LV4A4N400250B4*		LV4A4N400250U4*	
NSX400N	NSX400N	LV4A4N400400B4		LV4A4N400400U4	
NSX630N	NSX160N	LV4A4N630160B4*		LV4A4N630160U4*	
NSX630N	NSX250N	LV4A4N630250B4*		LV4A4N630250U4*	
NSX630N	NSX400N	LV4A4N630400B4		LV4A4N630400U4	
NSX630N	NSX630N	LV4A4N630630B4		LV4A4N630630U4	

* Downstream coupling accessories are not available.

Note:

Each reference consists of:

- 2 MCCBs with Motor mechanism & Standard Trip Units.
- 4 Auxiliary contacts 2OF + 2SDE
- 1 Base Plate with IVE unit for mechanical & electrical interlocking
- 1 Downstream coupling accessory is supplied only when both the MCCB are of same Frame size.
- Control Unit UA or BA

ATS upto 250A are provided with TMD type trip unit & for 400/630A with Micrologic 2 trip unit as standard.

ATS with MCCBs of other breaking capacities & other versions of trip units can also be supplied. Prices available on request.

Above given references with BA/UA controller are suitable for 415V AC control supply.

UA controller with 220/240V AC is not available

Replace suffix "4" by "2" for BA controller with 220/240V AC control supply.

For details on non-standard references, technical parameters, stockable and non-stockable status, please contact Customer Care Centre.

NORMAL STOCK ITEMS

W.E.F. January 11, 2021

ComPact NS

Simply A Step Ahead

Circuit breakers and switch-disconnectors from 800 to 3200A

- Category B MCCBs
- Ethernet based monitoring, control, alarm notification for energy, asset and network management
- Built-in energy metering with combined accuracy class of 2% for improved energy efficiency
Total Discrimination



2 sizes:

from 800 to 3200A



ComPact NS800A to 1600



ComPact NS1600b to 3200



Micrologic without Display

Micrologic A

Micrologic E

Micrologic P

LB 200kA	■	■			
L 150kA	■	■	■		
H 70kA	■	■	■	■	■
N 50kA	■	■	■	■	■
	NS630b	NS800	NS1000	NS1250	NS1600
H 85kA	■	■	■	■	
N 70kA	■	■	■	■	
	NS1600b	NS2300	NS2500	NS3200	

For details on non-standard references, technical parameters, stockable and non-stockable status, please contact Customer Care Centre.

☑ NORMAL STOCK ITEMS

W.E.F. January 11, 2021

With Micrologic Trip Units (Common for ACBs & MCCBs) - Unique Feature of Schneider Electric devices



With Micrologic 2.0 Manual Fixed

- LED overload alarm indicator
- Test Facility
- Adjustable neutral protection - N, N/2, OFF for 4 Pole MCCBs
- Adjustable overload (Ir) 0.4 - 1 x In
- Short circuit (Instantaneous) 1.5 - 10 x Ir

Breaking Capacity Icu as per IEC 60947-2	Rated Current [A]	Three Pole Reference	Unit MRP [₹]	Four Pole Reference	Unit MRP [₹]
With Direct Rotary Handle					
50kA	800	INA_3P33466D <input checked="" type="checkbox"/>	69270	INA_4P33469D	90620
	1000	INA_3P33472D	88910	INA_4P33475D	129000
With Extended Rotary Handle					
50kA	800	INA_3P33466E <input checked="" type="checkbox"/>	73480	INA_4P33469E <input checked="" type="checkbox"/>	95470
	1000	INA_3P33472E <input checked="" type="checkbox"/>	95570	INA_4P33475E <input checked="" type="checkbox"/>	137640
	1250	INA_3P33478E <input checked="" type="checkbox"/>	114050	INA_4P33480E	173810

With Micrologic 6.0.A Manual Fixed

- LED overload alarm indicator
- Test Facility
- Adjustable neutral protection - N, N/2, OFF
- With ammeter display & bargraph (Bargraph is unique feature of Schneider MCCB)
- Zone Selective Interlocking
- Communication optional
- Individual fault indication by LED



Breaking Capacity Icu as per IEC 60947-2	Rated Current [A]	Three Pole Reference	Unit MRP [₹]	Four Pole Reference	Unit MRP [₹]
With Direct Rotary Handle					
50kA	800	INA_3P96466D	98120	INA_4P96469D	119470
	800	INA_3P96467D	113520	INA_4P96470D	137070
70kA	1000	INA_3P96473D	140870	INA_4P96476D	197300
With Extended Rotary Handle					
50kA	800	INA_3P96466E	103070	INA_4P96469E	125170
	1000	INA_3P96472E	123360	INA_4P96475E	175535
	1250	INA_3P96478E	141540	INA_4P96480E	198130
70kA	800	INA_3P96467E	119040	INA_4P96470E	143290
	1000	INA_3P96473E	147090	INA_4P96476E	205300

Remarks: Trip Unit Micrologic 6.0.A

Parameter	Description	Setting
Ir	Adjustable Overload Current	0.4 - 1 x In
tr	Adjustable Overload time delay	0.5 - 24 sec
I _{sd}	Adjustable Short Circuit Current	1.5 - 10 x Ir
tsd	Adjustable Short Circuit time delay	0.1 - 0.4sec & OFF (I ² t ON/OFF)
I _i	Adjustable Instantaneous Current	2 - 15 x In & OFF
I _g	Adjustable Earth Fault Current	0.2 - In (for <1250A) / 500 - 1200A (for >=1250A)
tg	Adjustable Earth Fault time delay	0.1 - 0.4sec & OFF (I ² t ON/OFF)

Display shows readings of I1,I2,I3, In & Earth Fault Current Value. Also Maximeters of Three Phase Currents are stored & displayed.

LED bargraph shows the % loading on each phase

Note: For above MCCB with trip unit Micrologic 5.0, 5.0A, 5.0P, 6.0P and MCCB with higher breaking capacities, contact our nearest Sales Office

Functionality of all the above Micrologic is same as that of MasterPact NT/NW ACB.

For details on non-standard references, technical parameters, stockable and non-stockable status, please contact Customer Care Centre.

NORMAL STOCK ITEMS

W.E.F. January 11, 2021



With Micrologic 6.0E Manual Fixed (With Embedded Energy Metering)

- LED overload alarm indicator
- Measurement: Ammeter, current demand, voltages (ph-ph, ph-N & unbalance), Power (P,Q,S), power factor, power demand, Energy (Ep, Eq, Es)
- Adjustable neutral protection - N, N/2, OFF
- With ammeter display & bargraph ## (Bargraph is unique feature of Schneider MCCB)
- Zone Selective Interlocking
- Communication optional
- Individual fault indication by LED

Breaking Capacity Icu as per IEC 60947-2	Rated Current [A]	Three Pole Reference	Unit MRP [₹]	Four Pole Reference	Unit MRP [₹]
With Direct Rotary Handle					
50kA	1000	INA_10N3PFM6ED1	145660	INA_10N4PFM6ED1	187795
	1250	INA_12N3PFM6ED1	162325	INA_12N4PFM6ED1	223010
70kA	800	INA_8H3PFM6ED1	135355	INA_8H4PFM6ED1	164780
	1000	INA_10H3PFM6ED1	172410	INA_10H4PFM6ED1	237745
	1250	INA_12H3PFM6ED1	198285	INA_12H4PFM6ED1	257540
With Extended Rotary Handle					
50kA	800	INA_8N3PFM6EE1	112295	INA_8N4PFM6EE1	137040

Remarks: Trip Unit Micrologic 6.0E

Parameter	Description	Setting
Ir	Adjustable Overload Current	0.4 - 1 x In
tr	Adjustable Overload time delay	0.5 - 24 sec
I _{sd}	Adjustable Short Circuit Current	1.5 - 10 x Ir
t _{sd}	Adjustable Short Circuit time delay	0.1 - 0.4sec & OFF (I ² t ON/OFF)
I _i	Adjustable Instantaneous Current	2 - 15 x In & OFF
I _g	Adjustable Earth Fault Current	0.2 - In (for <1250A) / 500 - 1200A (for ≥1250A)
t _g	Adjustable Earth Fault time delay	0.1 - 0.4sec & OFF (I ² t ON/OFF)

Display shows readings of I1, I2, I3, In & Earth Fault Current Value. Also Maximeters of Three Phase Currents are stored & displayed. LED bargraph shows the % loading on each phase

Note: For above MCCB with trip unit Micrologic 5.0, 5.0A, 5.0P, 6.0P and MCCB with higher breaking capacities, contact our nearest Sales Office. Functionality of all the above Micrologic is same as that of MasterPact NT/NW ACB.

With Micrologic Trip Units (Common for ACBs & MCCBs) - Unique Feature of Schneider Electric devices



With Micrologic 2.0 Electrical Fixed

- LED overload alarm indicator
- Test Facility
- Adjustable neutral protection - N, N/2, OFF for 4 Pole MCCBs
- Adjustable overload (Ir) 0.4 - 1 x In
- Short circuit (instantaneous) 1.5 - 10 x Ir

Breaking Capacity Icu as per IEC 60947-2	Rated Current [A]	Three Pole Reference	Unit MRP [₹]	Four Pole Reference	Unit MRP [₹]
For Control Voltage 220/240V AC					
50kA	800	INA_3P93280_20	123510	INA_4P93284_20	140275
	1000	INA_3P93290_20	145360	INA_4P93294_20	189865
	1250	INA_3P93300_20	164890	INA_4P93304_20	228015



With Micrologic 6.0.A Electrical Fixed

- LED overload alarm indicator
- Test Facility
- Adjustable neutral protection - N, N/2, OFF
- With ammeter display & bargraph ## (Bargraph is unique feature of Schneider MCCB)
- Zone Selective Interlocking
- Communication optional
- Individual fault indication by LED

Breaking Capacity Icu as per IEC 60947-2	Rated Current [A]	Three Pole Reference	Unit MRP [₹]	Four Pole Reference	Unit MRP [₹]
For Control Voltage 220/240V AC					
50kA	800	INA_3P96280_20	155530	INA_4P96284_20	179205
	1000	INA_3P96290_20	177385	INA_4P96294_20	324730
For Control Voltage 415V AC					
50kA	1000	INA_3P96290_40	177385	INA_4P96294_40	221900
	1250	INA_3P96300_40	189335	INA_4P96304_40	250020

Remarks: Trip Unit Micrologic 6.0.A

Parameter	Description	Setting
Ir	Adjustable Overload Current	0.4 - 1 x In
tr	Adjustable Overload time delay	0.5 - 24 sec
Isd	Adjustable Short Circuit Current	1.5 - 10 x Ir
tsd	Adjustable Short Circuit time delay	0.1 - 0.4sec & OFF (I²t ON/OFF)
Ii	Adjustable Instantaneous Current	2 - 15 x In & OFF
Ig	Adjustable Earth Fault Current	0.2 - In (for <1250A) / 500 - 1200A (for >=1250A)
tg	Adjustable Earth Fault time delay	0.1 - 0.4sec & OFF (I²t ON/OFF)

Display shows Readings of I1, I2, I3, In & Earth Fault Current Value. Also Maximeters of Three Phase Currents are stored & displayed.
LED bargraph shows the % loading on each phase

Note: For above MCCB with trip unit Micrologic 5.0, 5.0A, 5.0P, 6.0P and MCCB with higher breaking capacities, contact our nearest Sales Office
Functionality of all the above Micrologic is same as that of MasterPact NT/NW ACB.

For details on non-standard references, technical parameters, stockable and non-stockable status, please contact Customer Care Centre.

NORMAL STOCK ITEMS

W.E.F. January 11, 2021

Accessories

For ComPact NS800 - 1600A

Type	Voltage	Shunt Release Reference	Unit MRP [₹]	Undervoltage Reference	Unit MRP [₹]
Voltage Releases					
AC 50/60 Hz	24 V	33659	6240	33668	6240
	48 V	33660	6240	33669	6240
	110-130 V	33661 <input checked="" type="checkbox"/>	6245	33670	6240
	220-240 V	33662 <input checked="" type="checkbox"/>	6240	33671 <input checked="" type="checkbox"/>	6240
	380-415 V	33664	6240	33673 <input checked="" type="checkbox"/>	6240
DC	24 V	33659	6240	33668	6240
	48 V	33660	6240	33669	6240
	125 V	33661 <input checked="" type="checkbox"/>	6245	33670	6240
	250 V	33662 <input checked="" type="checkbox"/>	6240	33671 <input checked="" type="checkbox"/>	6240
Description				NS800 to 1600 Reference	Unit MRP [₹]
Spreaders (Set of 3) 3P				33622 <input checked="" type="checkbox"/>	10100
Spreaders (Set of 4) 4P				33623 <input checked="" type="checkbox"/>	12530

For details on non-standard references, technical parameters, stockable and non-stockable status, please contact Customer Care Centre.

 NORMAL STOCK ITEMS

W.E.F. January 11, 2021

EasyPact EZC

Safe, Reliable and Easy



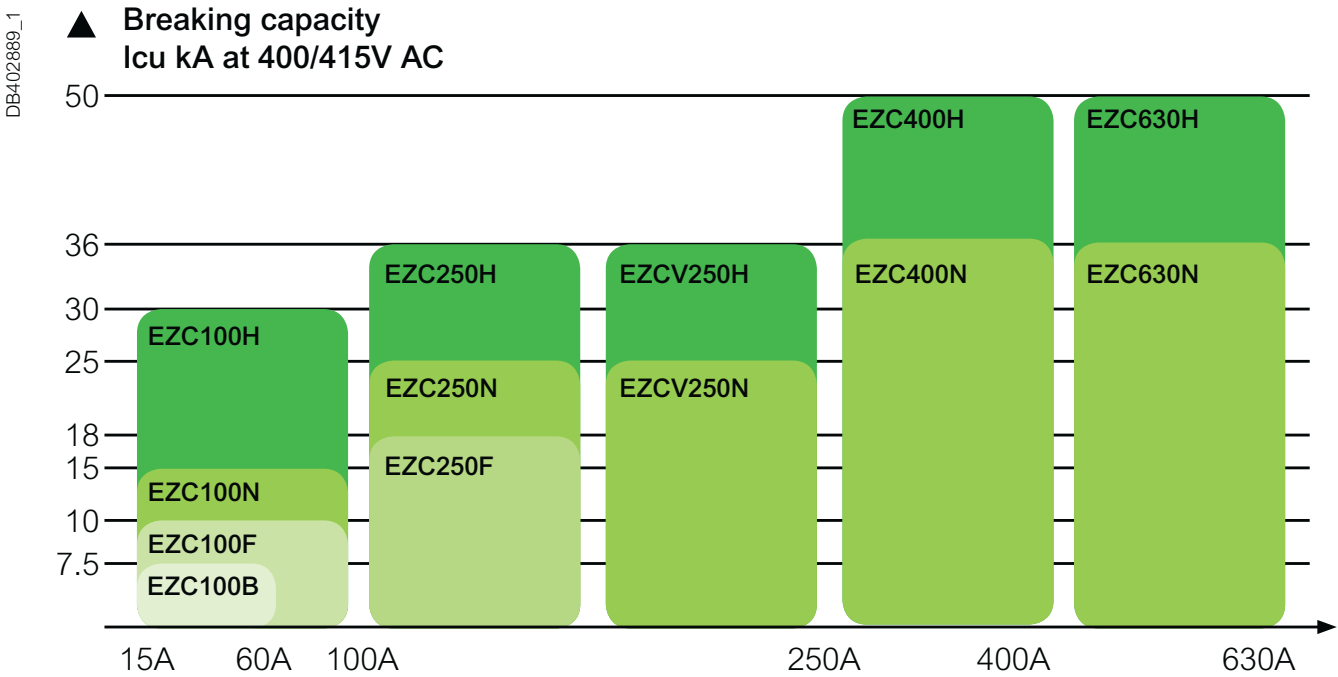
With just three sizes of circuit breakers, Schneider Electric's **EasyPact EZC** system is the simple, universal solution, particularly

adapted to Buildings and OEM segments

- Suitability for Isolation ensures safety
- Compliance to RoHS (Restriction of Hazardous Substances) for environment safety

Range Details:

- Global MCCB offer from 15A to 600A
- Breaking capacity upto 50kA @ 415 V AC
- 1P, 2P, 3P and 4P versions available
- EZC AC version is suitable for DC applications upto 250V DC (15A to 250A breaking capacity up to 30kA)



For details on non-standard references, technical parameters, stockable and non-stockable status, please contact Customer Care Centre.

☑ NORMAL STOCK ITEMS

W.E.F. January 11, 2021

With Fixed Thermal Magnetic Trip Unit (TMD)

- Conforms to IEC60947-2
- Suitable for isolation

BREAKING CAPACITY ICU AS PER IEC 60947-2	Rated Current	Three Pole Reference	Unit MRP ₹
"10 kA @ 415V AC 5kA @ 250V DC (2pole in series)"	16A	EZC100F3016	3050
	20A	EZC100F3020	
	25A	EZC100F3025	
	32A	EZC100F3032	
	40A	EZC100F3040	
	50A	EZC100F3050	
	63A	EZC100F3063	
	80A	EZC100F3080	
"18 kA @ 415V AC 5kA @ 250V DC (2pole in series)"	100A	EZC100F3100	7235
	125A	EZC250F3125	7285
	150A	EZC250F3150	8260
	160A	EZC250F3160	10145
	175A	EZC250F3175	
	200A	EZC250F3200	

Breaking Capacity Icu as per IEC 60947-2	Rated Current	Three Pole Reference	Unit MRP ₹
"18 kA @ 415V AC 5kA @ 250V DC (2pole in series)"	250A	EZC250F3250	11865

Breaking Capacity Icu as per IEC 60947-2	Rated Current	Single Pole	Unit MRP ₹
"18 kA @ 240V AC 5kA @ 125V DC "	16A	EZC100N1016	2280
	20A	EZC100N1020	
	25A	EZC100N1025	
	32A	EZC100N1032	
	40A	EZC100N1040	
	50A	EZC100N1050	
	63A	EZC100N1063	
	80A	EZC100N1080	
100A	EZC100N1100		

Breaking Capacity Icu as per IEC 60947-2	Rated Current	Two Pole Reference	Unit MRP ₹
"50 kA @ 240V AC 10kA @ 250V DC (2pole in series)"	16A	EZC100H2016	3710
	20A	EZC100H2020	
	25A	EZC100H2025	
	32A	EZC100H2032	
	40A	EZC100H2040	
	50A	EZC100H2050	
	63A	EZC100H2063	
	80A	EZC100H2080	
100A	EZC100H2100	7650	
"85 kA @ 240V AC 30kA @ 250V DC (2pole in series)"	125A	EZC250H2125	9010
	150A	EZC250H2150	9010
	160A	EZC250H2160	10850
	175A	EZC250H2175	
	200A	EZC250H2200	

Breaking Capacity Icu as per IEC 60947-2	Rated Current	Three Pole Reference	Unit MRP ₹
"85 kA @ 240V AC 30kA @ 250V DC (2pole in series)"	250A	EZC250H2250	11170

Note:

- Contact customer care for 1P(up to 100A) and 2P (up to 250A) requirements.

For details on non-standard references, technical parameters, stockable and non-stockable status, please contact Customer Care Centre.

NORMAL STOCK ITEMS

W.E.F. January 11, 2021

Breaking Capacity Icu as per IEC 60947-2	Rated Current	Three Pole Reference	Unit MRP [₹]	Four Pole Reference	Unit MRP [₹]
"30 kA @ 415V AC 10kA @ 250V DC (2pole in series)"	15A	EZC100H3015	5030	EZC100H4015	6960
	20A	EZC100H3020		EZC100H4020	
	25A	EZC100H3025		EZC100H4025	
	32A	EZC100H3032		EZC100H4032	
	40A	EZC100H3040		EZC100H4040	
	50A	EZC100H3050		EZC100H4050	
	63A	EZC100H3063		EZC100H4063	
	80A	EZC100H3080		EZC100H4080	
	100A	EZC100H3100		EZC100H4100	
"25 kA @ 415V AC 20kA @ 250V DC (2pole in series)"	125A	EZC250N3125	7410	EZC250N4125	10225
	160A	EZC250N3160	8985	EZC250N4160	12030
	200A	EZC250N3200	10665	EZC250N4200	13450
Breaking Capacity Icu as per IEC 60947-2	Rated Current	Three Pole Reference	Unit MRP [₹]	Four Pole Reference	Unit MRP [₹]
"25 kA @ 415V AC 20kA @ 250V DC (2pole in series)"	250A	EZC250N3250	12185	EZC250N4250	15765
Breaking Capacity Icu as per IEC 60947-2	Rated Current	Three Pole Reference	Unit MRP [₹]	Four Pole Reference	Unit MRP [₹]
"36 kA @ 415V AC 30kA @ 250V DC (2pole in series)"	125A	EZC250H3125	7550	EZC250H4125	10180
	160A	EZC250H3160	9890	EZC250H4160	12440
	200A	EZC250H3200	12280	EZC250H4200	16590
Breaking Capacity Icu as per IEC 60947-2	Rated Current	Three Pole Reference	Unit MRP [₹]	Four Pole Reference	Unit MRP [₹]
"36 kA @ 415V AC 30kA @ 250V DC (2pole in series)"	250A	EZC250H3250	13730	EZC250H4250	18540
	320A	EZC400H3320N	20550	EZC400H4320N	23710
	400A	EZC400H3400N	21210	EZC400H4400N	28390
	500A	EZC630H3500N	28410	EZC630H4500N	36930
	600A	EZC630H3600N	29610	EZC630H4600N	38600
"50 kA @ 415V AC"					

Note:

- Contact customer care for 1P(up to 100A) and 2P (up to 250A) requirements

Description	EZC100 Reference	Unit MRP [₹]	EZC250 Reference	Unit MRP [₹]
Auxiliary Contacts (changeover) Multifunction				
Auxiliary Switch 1 C/O	EZAUX10 <input checked="" type="checkbox"/>	880	EZEAX <input checked="" type="checkbox"/>	1070
Alarm Switch 1 C/O	EZAUX01		EZEAL <input checked="" type="checkbox"/>	
Alarm - Auxiliary Switch	EZAUX11 <input checked="" type="checkbox"/>	1290	EZEAXAL	1535
Spreaders				
Spreaders *(Set Of 3) 3P	EZASPDR3P <input checked="" type="checkbox"/>	350	EZESPDR3P <input checked="" type="checkbox"/>	530
Spreaders *(Set Of 4) 4P	EZASPDR4P <input checked="" type="checkbox"/>	470	EZESPDR4P	680
Phase Barriers				
	EZAFASB2	220	EZEFASB2	305
Rotary Handle				
Direct Rotary handle	EZAROTDS <input checked="" type="checkbox"/>	1230	EZEROTDS	1535
Extended Rotary handle	EZAROTE	1840	EZEROTE	1840
Shunt Release				
AC				
100-130 V	EZASHT100AC	1880	EZESHT100AC	1880
200-277 V	EZASHT200AC <input checked="" type="checkbox"/>		EZESHT200AC <input checked="" type="checkbox"/>	
380-480 V	EZASHT380AC		EZESHT400AC	
DC				
24 V	EZASHT024DC	1580	EZESHT024DC	1880

Description	EZC 400/600 Reference	Unit MRP [₹]
Auxiliary Contacts		
OF or SD or SDE	29450	880
Spreaders		
Spreaders (Set of 3) 3P	32492	1410
Spreaders (Set of 4) 4P	32493	1790
Phase Barriers (Set of 6)		
	LV432570	810
Rotary Handle		
Direct Rotary handle	LV432597	1890
Extended Rotary handle	LV432598	3140
Shunt Release		
AC 220-240 V 50/60 Hz	LV429387	2100

For details on non-standard references, technical parameters, stockable and non-stockable status, please contact Customer Care Centre.

NORMAL STOCK ITEMS

W.E.F. January 11, 2021

Unique Modular Ground Fault Protection

Earth Fault Protection for EasyPact CVS/ ComPact NSX MCCBs

Modular Device for EasyPact CVS/ ComPact NSX Range Moulded Case Circuit Breakers

- Adjustable earth fault sensitivity selection 10 to 60%
- Adjustable time delay Inst/ 0.5 - 3 sec.
- System healthiness check through LED indication
- Individual fault indication for OL/SC, EF when used with ComPact NSX & EasyPact CVS (Optional)
- Test facility to check healthiness of earth fault protection system without tripping MCCB
- Suitable for 3P3W & 3P4W electrical distribution network



Protection of electrical distribution network against fire



MCCB Frame	Relay Module rated current	3 Ph + 3W Reference	Unit MRP [₹]	3 Ph + 4W Reference	Unit MRP [₹]
CVS/NSX100	32, 40, 50, 63, 80, 100	GFP11CT13P <input checked="" type="checkbox"/>	5760	GFP11CT14P <input checked="" type="checkbox"/>	6310
CVS/NSX 160 / 250	125, 160, 200, 250	GFP12CT23P <input checked="" type="checkbox"/>	6540	GFP12CT24P <input checked="" type="checkbox"/>	7390
CVS/NSX 400 / 630	400, 630	GFP13CT33P <input checked="" type="checkbox"/>	9890	GFP13CT34P <input checked="" type="checkbox"/>	10800

Note: Kindly order one no. Shunt trip coil along with one Ground Fault Protection Module for CVS100 to 630.

For details on non-standard references, technical parameters, stockable and non-stockable status, please contact Customer Care Centre.

NORMAL STOCK ITEMS

W.E.F. January 11, 2021

Earth Leakage Protection is obtained by:

- Installing a Micrologic 7.0.A control unit (ComPact NS800 - 3200A/ MasterPact NT/NW ACB)
- Using Vigirex Relays and separate Toroids or Rectangular Sensors

Vigirex Relays



Vigirex Relays along with Vigirex Sensors, may be used to add external Earth Leakage Protection to Circuit Breakers

- Sensitivity Adjustments from 30mA to 30A and time delay settings from (0-4.5 seconds)
- Closed Toroid up to 630A (30 to 300mm in diameter), Split Toroid up to 250A (46 to 110mm in diameter) or
- Rectangular sensor up to 3200A
- 400Hz Distribution System

Note: For further details, please contact our nearest Sales Office.

Type	Control Voltage	Din rail mount Reference	Unit MRP [₹]	Front panel mount Reference	Unit MRP [₹]
RH10 with local manual fault reset	220/240VAC	56130	11495	56230	12630
Sensitivity=0.03A	380/415VAC	56140		56240	17860
RH99 with local manual fault reset	220/240VAC	56173	17370	56273	18805
Sensitivity = 0.03- 30A & time delay= 0-4.5s	380/415VAC	56174	19155	56274	19745
RH197P with local manual or automatic fault reset	220/240VAC		-	56507*	21260
Sensitivity = 0.03- 30A & time delay= 0-4.5s	380/415VAC		-	56508*	43275
RH197P with local manual or automatic fault reset	220/240VAC		-	56512**	41625
Sensitivity = 0.03- 30A & time delay= 0-4.5s	380/415VAC		-	56513**	22540

* alarm at 50% of fault threshold

** alarm at 100% of fault threshold

Vigirex Sensors



Type	Ie(A) Rated Operational Current	Inside Diameter (mm)	Reference	Unit MRP [₹]
TA30	65	30	50437	7330
PA50	85	50	50438	10215
IA80	160	80	50439	12160
MA120	250	120	50440	14630
SA200	400	200	50441	22730
GA300	630	300	50442	48615

Note: For vigirex relay with monitoring and communication facility, contact nearest sales office.

For details on non-standard references, technical parameters, stockable and non-stockable status, please contact Customer Care Centre.



For Low Voltage Circuit Control and Isolation - Incomers for Distribution Boards

- Conforms to IEC 60947-3/IS 13947 - 3
- Rated operational voltages 500V/690V
- Range 40A to 2500A
- Rated operational current @ AC 23A
- No deration upto 60° C
- Positive contact indication
- Common accessories with ComPact NSX/single auxillary contact
- Making capacity enhanced with ComPact NSX upstream

Pole Description	Rated Operational Current	Reference	Unit MRP [₹]
------------------	---------------------------	-----------	--------------

Interpact Range of Switch Disconnectors

3-Pole	40 A AC-23A	28900	4850
	63 A AC-23A	28902	5860
	100 A AC-23A	28908	6910
	125 A AC-23A	28910	7530
	160 A AC-23A	28912	8390
	200 A AC-23A	31102	14580
	250 A AC-23A	31106	15400
	320 A AC-23A	31108	25080
	400 A AC-23A	31110	28260
	630 A AC-23A	31114	29070
4-Pole	40 A AC-23A	28901	5420
	63 A AC-23A	28903	6410
	100 A AC-23A	28909	7530
	125 A AC-23A	28911	8400
	160 A AC-23A	28913	9270
	200 A AC-23A	31103	16280
	250 A AC-23A	31107	17100
	320 A AC-23A	31109	29050
	400 A AC-23A	31111	30000
	630 A AC-23A	31115	33630

Interpact Changeover Systems (Complete Assembly)

3-Pole	100 A AC-23A	31140	42970
	160 A AC-23A	31144	46770
	200 A AC-23A	31142	51435
	250 A AC-23A	31146	52870
	320 A AC-23A	31148	87425
	400 A AC-23A	31150	93340
4-Pole	630 A AC-23A	31154	94960
	100 A AC-23A	31141	49010
	160 A AC-23A	31145	53605
	200 A AC-23A	31143	60695
	250 A AC-23A	31147	62805
	320 A AC-23A	31149	95360
	400 A AC-23A	31151	98450
	630 A AC-23A	31155	112710

Description	Reference	Unit MRP [₹]
-------------	-----------	--------------

Accessories

Optional front extended rotary handle INS 250 - black handle (Switch Disconnector)	LV431050	4270
Optional front extended rotary handle INS 320..630 - black handle (Switch Disconnector)	31052	6035
Optional front extended rotary handle INS 40..160 - black handle (Switch Disconnector)	LV428941	2170
6 phase separators - INS100..160	28959	950
6 phase separators - INS250	29329	1170
6 phase separators - INS400..630	LV432570	810

For details on non-standard references, technical parameters, stockable and non-stockable status, please contact Customer Care Centre.

NORMAL STOCK ITEMS

W.E.F. January 11, 2021



Fuse solutions from the world leader in electrical distribution

- The most complete fuse device offer in single and double break - switch disconnector fuses, fuse switch disconnectors and disconnector fuses
- Double break and Single break offer.
- Short-circuit and overload protection
- Isolation
- On-load switching of circuits

Range Details: NX range Switch Disconnecter Fuse

- 32A to 630A TP, TPN & FP version suitable for DIN/BS fuses.
- 4 break and 8 arcing zones
- IP20 Fuse protection cover is standard.

Range Details: ISFT range Fuse Switch Disconnecter

- 100A to 630A TP, version suitable for DIN fuses.
- Single breaking and direct connection to busbars
- isolation with positive contact indication when the fuse-carrier assembly is in the open position (OFF).

Range Details: ISFL range Vertical Fuse Switch Disconnecter

- 160A to 1250A TP, version suitable for DIN fuses.
- Single breaking and direct connection to busbars
- Two versions i.e Single pole or Three pole operation

- Complete Range from 32 to 630A in TP, TP+N & FP version suitable for DIN/BS fuses.
- 4 breaks and 8 arcing points
- IP20 Fuse Protection Cover is standard
- Higher Mechanical and Electrical life.

Without Enclosure

Rated Operational Current	Poles Description	DIN Type Reference	Unit MRP [₹]
32 A	3P + N	NX032TPNDI <input checked="" type="checkbox"/>	2580
63 A	3P + N	NX063TPNDI <input checked="" type="checkbox"/>	3410
80 A	3P + N	NX080TPNDI	6450
100 A	3P	NX100TPXDI	7120
	3P + N	NX100TPNDI <input checked="" type="checkbox"/>	7400
125 A	3P	NX125TPXDI <input checked="" type="checkbox"/>	8310
	3P + N	NX125TPNDI <input checked="" type="checkbox"/>	9070
160 A	3P + N	NX160TPNDI <input checked="" type="checkbox"/>	9890
200A	3P + N	NX200TPNDI <input checked="" type="checkbox"/>	12700
	3P	NX250TPXDI	14840
250 A	3P + N	NX250TPNDI <input checked="" type="checkbox"/>	15280
	4P	NX250FPXDI	17980
315 A	3P + N	NX315TPNDI <input checked="" type="checkbox"/>	18920
400 A	3P + N	NX400TPNDI <input checked="" type="checkbox"/>	25880
630 A	3P	NX630TPXDI	36810
	3P + N	NX630TPNDI <input checked="" type="checkbox"/>	37650

Accessories/Spares

Description	Reference	Unit MRP [₹]
NX032/NX063/NX080		
Auxiliary contact for FuPact	NXAA11 <input checked="" type="checkbox"/>	540
Handle operating mechanism (HOM) NX032...NX080	NXR1	485
NX100/NX125/NX160		
Auxiliary contact for FuPact	NXBA11 <input checked="" type="checkbox"/>	630
Fuse holder DIN for BS type NX100...NX160	NXHB21	240
Handle operating mechanism NX100...NX160	NXR2 <input checked="" type="checkbox"/>	920
NX200		
Auxiliary contact for FuPact	NXBA11 <input checked="" type="checkbox"/>	630
Fuse holder for BS type NX200	NXHB22	250
Fuse holder for DIN NX200	NXHD22	285
Handle operating mechanism NX200	NXR2 <input checked="" type="checkbox"/>	920
NX250/315/400		
Auxiliary contact for FuPact	NXBA11 <input checked="" type="checkbox"/>	630
Handle operating mechanism for NX250...NX400	NXR3	955
NX630		
Auxiliary contact for FuPact	NXBA11 <input checked="" type="checkbox"/>	630

Note: For other versions please contact our nearest Sales Office.

For details on non-standard references, technical parameters, stockable and non-stockable status, please contact Customer Care Centre.

NORMAL STOCK ITEMS

W.E.F. January 11, 2021

Future of Power Distribution

MasterPact MTZ

LV Circuit Breakers & Switch Disconnectors
from 630A to 6300A



NOW, YOU'RE READY...

Built on the legendary performance and reliability of the MasterPact range.

MasterPact MTZ circuit breakers prepare you for the future of power distribution with smart connectivity, remote monitoring, and easy customization via digital modules.

- Intuitive EcoStruxure Power Device App smartphone app for easy operation and maintenance
- Precise Class 1 power meter built in for energy-saving capabilities
- Easy customization with digital modules
- Intuitive MicroLogic™ X control unit
- Easy installation using established architectures
- Seamless integration with building and energy management systems with EcoStruxure architectures
- Designed and tested to applicable standards for ANSI, UL, and IEC
- Low migration cost from MasterPact NT/NW to MasterPact MTZ



With MasterPact MTZ breakers, enhanced performance and connectivity equip you for the future of power distribution.

- Available from 630A to 6300A
 - Breaking capacity upto 150kA
 - Fixed & Draw-Out version
-



MasterPact MTZ

A new digital user experience

With the MasterPact MTZ circuit breaker, every stage of the project - from designing and configuring to operating and maintaining - is streamlined using its digital capabilities.

DESIGN



EcoStruxure Power Design software
Single-line diagram design software that calculates and sizes your electrical installation.

EcoStruxure Power Build software
Quick configuration and quotation tool for switchboards.

CONFIGURE AND ORDER



Product Selector
Configure MasterPact MTZ to save time and ensure accuracy.

MySE
Order your MasterPact MTZ online

BUILD AND COMMISSION



EcoStruxure Power Commission software
Commission and upgrade easily with protection setting and factory-acceptance test.

OPERATE AND MAINTAIN



EcoStruxure Power monitoring software
Power Monitoring Expert
Power SCADA Operation
Building Operation
Facility Advisor

Monitor with EcoStruxure Power software
Obtain data visualization and reporting for increased efficiency.

Remote, continuous notifications

The Facility Expert maintenance logbook app.
Track facility data and receive alerts in case of power events and scheduled maintenance.



Operate with MicroLogic X control unit

Locally in the facility room
Status "at a glance"



CUSTOMIZE OR UPGRADE



GoDigital store
Purchase additional digital modules for even more visibility and efficiency over the MasterPact MTZ circuit breaker life cycle.



Operate with your smartphone

Locally in the facility room



Bluetooth
NFC Ecostruxure Power Device App

Android



iOS



MasterPact MTZ

Overview of MicroLogic X Trip Unit

Measurement

Energy management is the challenge of present & future generations. To meet this requirement MicroLogic X incorporates all the measuring functions of a power meter including **Energy Class 1 accuracy** third-party certified.

Maintenance & Diagnostics

Optimal continuity of services as well as extended life of equipment is one of customers main concerns. For that purpose **MicroLogic X integrates new extended diagnosis** and assistance to maintenance.

Protection

Improvement of the reliability of MicroLogic X, dual settings and additional facilities **increase the performance and the flexibility** of low voltage systems of protection.



14 Optional 24/7 downloadable digital modules dedicated to upgrading MicroLogic X

- Undervoltage and overvoltage
- Underfrequency and overfrequency
- Reverse active power
- IDMTL overcurrent protection
- Directional overcurrent
- Ground-fault alarm
- Energy Reduction Maintenance Settings
- Energy per phase
- Individual harmonics analysis
- Power restoration assistant
- MasterPact operation assistant
- Waveform capture on trip event
- IEC 61850 for MasterPact MTZ
- Modbus legacy dataset

Communication

- It is now common practice to make available most of the information processed by a Protection Control Unit, locally for network operation and maintenance, as well as remotely for higher functions of control, monitoring, energy efficiency and assets management.
- To comply with this requirement, MicroLogic X control units **incorporate several channels of communication, including Ethernet, Modbus SL and wireless communication facilities**

The Benchmark for Power Circuit Breakers around the world

MasterPact NT/NW

LV power circuit breakers 630 to 6300 A



AIR PROCESS



Network Protection



Supervision



ComPact

MasterPact NT and NW

The Benchmark For Power Circuit Breakers Around The World



Ethernet ready MasterPact NT and NW breakers, setting the standard for performance, safety, connectivity and built-in metering; all in optimized frame sizes

- Ethernet based monitoring, control, alarm notification for energy, asset and network management
- Built-in energy metering with combined accuracy class of 2% for improved energy efficiency
- MasterPact is suitable for heavy duty applications



Building Energy Industry Datacenter
& Infrastructure

- MasterPact is an answer to specific applications:
 - 1000V for mining applications
 - Direct current networks
 - Corrosion protection
 - Switch disconnectors and earthing switches

Range Details:

- 630A to 6300A
- Breaking Capacity upto 150kA
- Fixed, Draw out type
- Flexible terminal orientation enables horizontal or vertical alignment changes in the field*

*Not Applicable for 4000A and 6300A

Micrologic Trip System Overview of functions

Micrologic name codes

2.0 E
X Y Z

X: type of protection

- 2 for basic protection
- 5 for selective protection
- 6 for selective + earth-fault protection
- 7 for selective + earth-leakage protection.

Y: control-unit generation

Identification of the control-unit generation.
"0" signifies the first generation.

Z: type of measurement

- E for "Energy"
- P for "power meter"
- H for "harmonic meter".

P: E + power meter + programmable protection

- measurements of V, A, W, VAR, VA, Wh, VARh, VAh, Hz, Vpeak, Apeak, power factor and maximeters and minimeters
- IDMTL long-time protection, minimum and maximum voltage and frequency, voltage and current imbalance, phase sequence, reverse power
- load shedding and reconnection depending on power or current
- measurements of interrupted currents, differentiated fault indications,
- maintenance indications, event histories and time-stamping, etc.

Measurements and programmable protection

- I_1, I_2, I_3, I_N , earth-fault, earth-leakage and maximeter for these measurements
- fault indications
- settings in amperes and in seconds.
- calculates the current demand value
- "Quickview" function for the automatic cyclical display of the most useful values (as standard or by selection).



H: P + harmonics

- power quality: fundamentals, distortion, amplitude and phase of harmonics up to the 31st order
- waveform capture after fault, alarm or on request
- enhanced alarm programming: thresholds and actions.

Solar PVDC ACB Offer

MasterPact NW HADCD - PV switch disconnectors



- 2000A and 4000A @ 1000V DC
- Short Circuit Withstand Capacity upto 85kA 1sec
- Fixed and Draw out type
- High Mechanical and Electrical life

ATS Kit

Suitable for MasterPact NT/ NW ACB

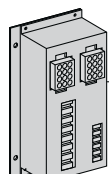
This Kit comprises of :

- Adaptation fixture & set of two cables for mechanical interlocking
- IVE unit for Electrical Interlocking
- ACP control Plate
- UA/BA controller

*Note: For ATS with MasterPact NT/NW ACB, order 2 nos. of ACB's with ready to close PF contact + 1 no. ATS Kit



ACP Unit



IVE Unit



Controller



Mechanical interlocking using cable

Description	Reference	Unit MRP [₹]
ATS Kit for MasterPact NT EDO type with BA 415VAC controller	INA_NTDOB4	147445
ATS Kit for MasterPact NT EDO type with UA 415VAC controller	INA_NTDOU4	169150
ATS Kit for MasterPact NW EDO type with BA 415VAC controller	INA_NWDOB4 <input checked="" type="checkbox"/>	160515
ATS Kit for MasterPact NW EDO type with UA 415VAC controller	INA_NWDOU4 <input checked="" type="checkbox"/>	203940

For details on non-standard references, technical parameters, stockable and non-stockable status, please contact Customer Care Centre.


NORMAL STOCK ITEMS

W.E.F. January 11, 2021

The easy choice for reliable performance

EasyPact MVS

LV power circuit breakers and switch
disconnectors from 800 to 4000 A



EasyPact MVS

The easy choice for reliable performance



- Thermal memory ensures safe tripping in case of consecutive faults
- In-built ZSI feature facilitates intelligent discrimination and enhances installation life
- Mechanical ready to close features checks all safety parameters before closing for enhanced safety
- Trip unit with built in current & voltage metering for easy access to important electrical parameters
- Best in class break time of 25ms creates lower stress on installation
- Pollution degree 4 allows the breaker to operate in harsh environments
- LED bargraph ensures easy access to % phase wise loading information
- Ap protection feature standard in all trip units

Range Details:

- Single frame for 800A to 4000A
- Fixed, Draw out type
- Entire Range $I_{cu}=I_{cs}=I_{cw}=50kA / 65kA$ for 1sec @440V
- Suitability for applications up to 690 V
- Flexible terminal orientation enables horizontal or vertical alignment changes in the field*

*Not possible for 4000A

ET/ETA/ETV Trip System

A step towards intelligent Electrical Distribution Network



	ET TRIP UNIT	ETA Trip Unit	ETV TRIP UNIT
Features	Current Metering		●
	Voltage Metering		●
	ZSI	●	●
	% Loading Bar Graph for each phase	●	●
	Thermal Memory	●	●
	Last 10 Trip History		
Protection	2 (L, I)	2L	2A
		6G	6A

EasyPact ACB Communication Module



Connect



Control



Manage

Make Communication architecture affordable and Easy to maintain

- Connect, Control & Manage three ACBs from one communication module having RS485 port with Modbus RTU protocol.
 - a. Connect breaker ON/OFF status (OF) Breaker trip status (SDE), ready to close status (PF)
 - b. Control remote open/close of air circuit breakers.
 - c. Manage one analog input (4-20mA)



EasyPact MVS communication module connect and control ACB on Modbus Communication architecture.



Material Description

EasyPact MVS Communication module EasyCom

Reference

MVS21430

Unit MRP

Ⓜ

12130

For details on non-standard references, technical parameters, stockable and non-stockable status, please contact Customer Care Centre.

☑ NORMAL STOCK ITEMS

W.E.F. January 11, 2021

EasyPact MVS Draw-out ACB

Draw-out type Circuit breakers and Switch Disconnectors 800-4000A



- Conforms to IS/ IEC 60947-2 & 3
- Microprocessor based ET trip systems with thermal memory
- No derating up to 50°C
- Zone Selective Interlocking
- Fully rated neutral with inbuilt protection
- Pre trip alarm & individual fault indicating LEDs
- ET6L provides Overload, Short-circuit, Instantaneous & Earth-fault protections
- $I_{cu}=I_{cs}=I_{cw}(1\text{sec}) = 50\text{kA} @ 440\text{V AC}$

Draw-out Type circuit breaker with Microprocessor based ET6G Trip Unit (without display)

Rating In (A)	3P Draw-Out Manual Reference	Unit MRP [₹]	3P Draw-Out Electrical Reference	Unit MRP [₹]	4P Draw-Out Manual Reference	Unit MRP [₹]	4P Draw-Out Electrical Reference	Unit MRP [₹]
800	MVS08N3MW6L	201790	MVS08N3NW6L	255670	MVS08N4MW6L	253270	MVS08N4NW6L	307150
1000	MVS10N3MW6L	211990	MVS10N3NW6L	265870	MVS10N4MW6L	265350	MVS10N4NW6L	319230
1250	MVS12N3MW6L	236030	MVS12N3NW6L	289910	MVS12N4MW6L	293890	MVS12N4NW6L	347770
1600	MVS16N3MW6L	268260	MVS16N3NW6L	322140	MVS16N4MW6L	327330	MVS16N4NW6L	381210
2000	MVS20N3MW6L	337170	MVS20N3NW6L	391050	MVS20N4MW6L	414080	MVS20N4NW6L	467960
2500	MVS25N3MW6L	416840	MVS25N3NW6L	470720	MVS25N4MW6L	506530	MVS25N4NW6L	560410
3200	MVS32N3MW6L	506180	MVS32N3NW6L	560060	MVS32N4MW6L	620660	MVS32N4NW6L	674540
4000	MVS40N3MW6L	619090	MVS40N3NW6L	672970	MVS40N4MW6L	791830	MVS40N4NW6L	845710

EasyPact MVS Draw out ACB

ACB variants	LP changes for product Configuration w.r.t. ACB having ET6G trip unit.		How to arrive at new reference number*
Switch Disconnector version (without trip unit)	Reduce	₹19300	Example : ACB reference with ET6G trip unit - MVS08N3MW6L. For switch disconnector reference replace 6L by 0D i.e MVS08N3MW0D
ACB with ET6A trip unit (LCD display with Current Metering)	Add	₹9200	Example : ACB reference with ET6G trip unit - MVS08N3MW6L. For ACB reference with ET6A trip unit replace 6L by 6A i.e MVS08N3MW6A
ACB with ET6V trip unit (LCD display with Current Metering & Voltage Metering and Last 10 Trip History)	Add	₹21200	Example : ACB reference with ET6G trip unit - MVS08N3MW6L. For ACB reference with ET6V trip unit replace 6L by 6V i.e MVS08N3MW6V

*- Same Philosophy for 3 Pole/ 4 Pole and Manual/ Electrical References

Note:

All draw-out type circuit breakers will be supplied with:

- Top and Bottom horizontal terminations.
 - 1 No. Electrical fault indication Contact (SDE).
 - No. Auxiliary contact block (OF) with 4 C/O contacts.
 - Safety shutters on Chassis & door sealing frame- Escutcheon (CDP).
- All electrical operated breakers are supplied with motor mechanism (MCH), closing coil (XF) & shunt release (MX) (Voltage ratings to be specified by customer & duty filled in ACB Order form)
 - External Neutral CT required for highly un-balanced TP-N system has to be ordered at extra price.
 - Any other accessories are optional at extra price.

For details on non-standard references, technical parameters, stockable and non-stockable status, please contact Customer Care Centre.

☑ NORMAL STOCK ITEMS

W.E.F. January 11, 2021

EasyPact MVS Draw-out ACB

Draw-out type Circuit breakers and Switch Disconnectors 800-4000A



- Conforms to IS/ IEC 60947-2 & 3
- Microprocessor based ET trip systems with thermal memory
- No derating up to 50°C
- Fully rated neutral with inbuilt protection
- Pre trip alarm & individual fault indicating LEDs
- ET2L provides Overload & Short-circuit protections
- $I_{cu}=I_{cs}=I_{cw}(1\text{sec}) = 50\text{kA} @ 440\text{V AC}$

Draw-out Type circuit breaker with Microprocessor based ET2L Trip Unit (without display)

Rating In (A)	3P Draw-Out Manual Reference	Unit MRP [₹]	3P Draw-Out Electrical Reference	Unit MRP [₹]	4P Draw-Out Manual Reference	Unit MRP [₹]	4P Draw-Out Electrical Reference	Unit MRP [₹]
800	MVS08N3MW2L	194390	MVS08N3NW2L	248270	MVS08N4MW2L	245870	MVS08N4NW2L	299750
1000	MVS10N3MW2L	204590	MVS10N3NW2L	258470	MVS10N4MW2L	257950	MVS10N4NW2L	311830
1250	MVS12N3MW2L	228630	MVS12N3NW2L	282510	MVS12N4MW2L	286490	MVS12N4NW2L	340370
1600	MVS16N3MW2L	260860	MVS16N3NW2L	314740	MVS16N4MW2L	319930	MVS16N4NW2L	373810
2000	MVS20N3MW2L	329770	MVS20N3NW2L	383650	MVS20N4MW2L	406680	MVS20N4NW2L	460560
2500	MVS25N3MW2L	409440	MVS25N3NW2L	463320	MVS25N4MW2L	499130	MVS25N4NW2L	553010
3200	MVS32N3MW2L	498780	MVS32N3NW2L	552660	MVS32N4MW2L	613260	MVS32N4NW2L	667140
4000	MVS40N3MW2L	611690	MVS40N3NW2L	665570	MVS40N4MW2L	784430	MVS40N4NW2L	838310

EasyPact MVS Draw out ACB

ACB variants	LP changes for product Configuration w.r.t. ACB having ET2L trip unit.		How to arrive at new reference number*
ACB with ET2A trip unit (LCD display with Current Metering)	Add	₹4600	Example : ACB reference with ET2L trip unit - MVS08N3MW2L. For ACB reference with ET2A trip unit replace 2L by 2A i.e MVS08N3MW2A
ACB with ET2V trip unit (LCD display with Current Metering & Voltage Metering and Last 10 Trip History)	Add	₹13800	Example : ACB reference with ET2L trip unit - MVS08N3MW2L. For ACB reference with ET2V trip unit replace 2L by 2V i.e MVS08N3MW2V

AC* Same Philosophy for 3 Pole/ 4 Pole and Manual/ Electrical References

Note:

All draw-out type circuit breakers will be supplied with:

- Top and Bottom horizontal terminations.
 - 1 No. Electrical fault indication Contact (SDE).
 - 1 No. Auxiliary contact block (OF) with 4 C/O contacts.
 - Safety shutters on Chassis & door sealing frame- Escutcheon (CDP).
- All electrical operated breakers are supplied with motor mechanism (MCH), closing coil (XF) & shunt release (MX).
 - External Neutral CT required for highly un-balanced TP-N system has to be ordered at extra price.
 - Any other accessories are optional at extra price.

For details on non-standard references, technical parameters, stockable and non-stockable status, please contact Customer Care Centre.

NORMAL STOCK ITEMS

W.E.F. January 11, 2021

EasyPact MVS Fixed ACB

Fixed type Circuit breakers & Switch Disconnectors 800-4000A



- Conforms to IS/ IEC 60947-2 & 3
- Microprocessor based ET trip systems with thermal memory
- No derating up to 50° C
- Zone Selective Interlocking
- Fully rated neutral with inbuilt protection
- Pre trip alarm & individual fault indicating LEDs
- Icu=Ics=Icw(1sec) =50kA @ 440V AC

Fixed Type circuit breaker with Microprocessor based ET6G Trip Unit (without display)

Rating in (A)	3P Fix Manual Reference	Unit MRP [₹]	3P Fix Electrical Reference	Unit MRP [₹]	4P Fix Manual Reference	Unit MRP [₹]	4P Fix Electrical Reference	Unit MRP [₹]
800	MVS08N3MF6L	150460	MVS08N3NF6L	204340	MVS08N4MF6L	191310	MVS08N4NF6L	245190
1000	MVS10N3MF6L	164710	MVS10N3NF6L	218590	MVS10N4MF6L	207770	MVS10N4NF6L	261650
1250	MVS12N3MF6L	189310	MVS12N3NF6L	243190	MVS12N4MF6L	236520	MVS12N4NF6L	290400
1600	MVS16N3MF6L	210140	MVS16N3NF6L	264020	MVS16N4MF6L	271630	MVS16N4NF6L	325510
2000	MVS20N3MF6L	253870	MVS20N3NF6L	307750	MVS20N4MF6L	331780	MVS20N4NF6L	385660
2500	MVS25N3MF6L	309500	MVS25N3NF6L	363380	MVS25N4MF6L	391020	MVS25N4NF6L	444900
3200	MVS32N3MF6L	443040	MVS32N3NF6L	496920	MVS32N4MF6L	546630	MVS32N4NF6L	600510
4000	MVS40N3MF6L	545590	MVS40N3NF6L	599470	MVS40N4MF6L	684000	MVS40N4NF6L	737880

EasyPact MVS Fix ACB

ACB variants	LP changes for product Configuration w.r.t. ACB having ET6G trip unit.		How to arrive at new reference number*
Switch Disconnector version (without trip unit)	Reduce	₹19300	Example : ACB reference with ET6G trip unit - MVS08N3MF6L. For switch disconnector reference replace 6L by 0D i.e MVS08N3MF0D
ACB with ET6A trip unit (LCD display with Current Metering)	Add	₹9200	Example : ACB reference with ET6G trip unit - MVS08N3MF6L. For ACB reference with ET6A trip unit replace 6L by 6A i.e MVS08N3MF6A
ACB with ET6V trip unit (LCD display with Current Metering & Voltage Metering and Last 10 Trip History)	Add	₹21200	Example : ACB reference with ET6G trip unit - MVS08N3MF6L. For ACB reference with ET6V trip unit replace 6L by 6V i.e MVS08N3MF6V

* Same Philosophy for 3 Pole/ 4 Pole and Manual/ Electrical References

Note:

All Fix type circuit breakers will be supplied with:

- horizontal / vertical terminal
 - 1 No. Electrical fault indication Contact (SDE).
 - 1 No. Auxiliary contact block (OF) with 4 C/O contacts.
 - door sealing frame- Escutcheon (CDP).
- All switch disconnectors are without protection
 - All electrical operated breakers are supplied with motor mechanism (MCH), closing coil (XF) & shunt release (MX).
 - External Neutral CT required for highly un-balanced TP-N system has to be ordered at extra price.
 - Any other accessories are optional at extra price.

For details on non-standard references, technical parameters, stockable and non-stockable status, please contact Customer Care Centre.

NORMAL STOCK ITEMS

W.E.F. January 11, 2021

- Conforms to IS/ IEC 60947-2 & 3
- Microprocessor based ET trip systems with thermal memory
- No derating up to 50° C
- Fully rated neutral with inbuilt protection
- Pre trip alarm & individual fault indicating LEDs
- $I_{cu}=I_{cs}=I_{cw}(1sec) = 50kA @ 440V AC$

Fixed Type circuit breaker with Microprocessor based ET2L Trip Unit (without display)

Rating in (A)	3P Fix Manual Reference	Unit MRP [₹]	3P Fix Electrical Reference	Unit MRP [₹]	4P Fix Manual Reference	Unit MRP [₹]	4P Fix Electrical Reference	Unit MRP [₹]
800	MVS08N3MF2L	143060	MVS08N3NF2L	196940	MVS08N4MF2L	183910	MVS08N4NF2L	237790
1000	MVS10N3MF2L	157310	MVS10N3NF2L	211190	MVS10N4MF2L	200370	MVS10N4NF2L	254250
1250	MVS12N3MF2L	181910	MVS12N3NF2L	235790	MVS12N4MF2L	229120	MVS12N4NF2L	283000
1600	MVS16N3MF2L	202740	MVS16N3NF2L	256620	MVS16N4MF2L	264230	MVS16N4NF2L	318110
2000	MVS20N3MF2L	246470	MVS20N3NF2L	300350	MVS20N4MF2L	324380	MVS20N4NF2L	378260
2500	MVS25N3MF2L	302100	MVS25N3NF2L	355980	MVS25N4MF2L	383620	MVS25N4NF2L	437500
3200	MVS32N3MF2L	435640	MVS32N3NF2L	489520	MVS32N4MF2L	539230	MVS32N4NF2L	593110
4000	MVS40N3MF2L	538190	MVS40N3NF2L	592070	MVS40N4MF2L	676600	MVS40N4NF2L	730480

EasyPact MVS Fix ACB

ACB variants	LP changes for product configuration w.r.t. ACB having ET2L trip unit	How to arrive at new reference number
ACB with ET2A trip unit (LCD display with Current Metering)	Add ₹4600	Example : ACB reference with ET2L trip unit - MVS08N3MF2L. For ACB reference with ET2A trip unit replace 2L by 2A i.e MVS08N3MF2A
ACB with ET2V trip unit (LCD display with Current Metering & Voltage Metering and Last 10 Trip History)	Add ₹13800	Example : ACB reference with ET2L trip unit - MVS08N3MF2L. For ACB reference with ET2V trip unit replace 2L by 2V i.e MVS08N3MF2V

* Same Philosophy for 3 Pole/ 4 Pole and Manual/ Electrical References

Note:

All Fix type circuit breakers will be supplied with:

- horizontal / vertical terminal
- 1 No. Electrical fault indication Contact (SDE).
- 1 No. Auxiliary contact block (OF) with 4 C/O contacts.
- door sealing frame- Escutcheon (CDP).

- All switch disconnectors are without protection
- All electrical operated breakers are supplied with motor mechanism (MCH), closing coil (XF) & shunt release (MX).
- External Neutral CT required for highly un-balanced TP-N system has to be ordered at extra price.
- Any other accessories are optional at extra price.

For details on non-standard references, technical parameters, stockable and non-stockable status, please contact Customer Care Centre.

NORMAL STOCK ITEMS

W.E.F. January 11, 2021

Component	Specification	Reference	Unit MRP [₹]
Gear Motor (MCH)			
AC 50/60 Hz	100/130 V	47893	42870
	200/240 V	47894 <input checked="" type="checkbox"/>	
	380/415 V	47896	
DC	24/30 V	47888	
	48/60 V	47889	
	100/125 V	47890	
	200/250 V	47891	
Closing Release (XF)			
AC 50/60 Hz DC	24/30 V DC	33659	6240
	48/60 V DC	33660	
	100/130 V AC/DC	MVS15511 <input checked="" type="checkbox"/>	
	200/250 V AC/DC	MVS15512 <input checked="" type="checkbox"/>	
	380/480 V AC	MVS15513	
Opening Release (MX)			
AC 50/60 Hz DC	24/30 V DC, 24 V AC	33659	6240
	48/60 V DC, 48 V AC	33660	
	100/130 V AC/DC	33661 <input checked="" type="checkbox"/>	6245
	200/250 V AC/DC	33662 <input checked="" type="checkbox"/>	
	380/480 V AC	33664 <input checked="" type="checkbox"/>	6240
Terminal Block			
For drawout circuit breaker		47849	230
Under Voltage Release (MN)			
AC 50/60 Hz DC	24/30 V DC, 24 V AC	33668	6240
	48/60 V DC, 48 V AC	33669	
	100/130 V AC/DC	33670 <input checked="" type="checkbox"/>	
	200/250 V AC/DC	33671 <input checked="" type="checkbox"/>	
	380/480 V AC	33673 <input checked="" type="checkbox"/>	
MN Delay Unit			
AC 50/60 Hz DC	48/60 V AC/DC	33680	9070
	100/130 V AC/DC	33681	
	200/250 V AC/DC	33682	
	380/480 V AC/DC	33683	
	100/130 V AC/DC	33684	8450
	200/250 V AC/DC	33685 <input checked="" type="checkbox"/>	
			Rr (adjustable)
		R (non-adjustable)	
ON/OFF Indication Contacts (Additional OF contact)			
1 additional block of 4 contacts		47887	5500
Door Interlock (VPECD)/1 part			
On right hand side of chassis		47914 <input checked="" type="checkbox"/>	3000
Operation Counter			
Operation Counter CDM		48535	8510

For details on non-standard references, technical parameters, stockable and non-stockable status, please contact Customer Care Centre.

NORMAL STOCK ITEMS

W.E.F. January 11, 2021

EasyPact SPS

Standard Protection System for your electrical distribution network



800-1600A

ET2.0
Trip System

ET6G
Trip System

Microprocessor Base Trip Units

Schneider Electric Global specialist in the field of ACBs and MCCBs, introduces **EasyPact SPS** range of ACBs

- Single Frame size from 800-1600A
- ASIC Based Microprocessor trip unit with OL, SC & EF protection features, which offer fastest short circuit tripping time in its class
- 25 ms short circuit tripping time ensure low let through energy increase the longevity of an electrical distribution network, cables and equipment
- Offer highest standards of safety for operator as well as Electrical distribution network
- Pollution category –III along with modular technology ensure high operating cycles without maintenance
- Simple to choose and easy to install

For details on non-standard references, technical parameters, stockable and non-stockable status, please contact Customer Care Centre.

NORMAL STOCK ITEMS

W.E.F. January 11, 2021



- All **EasyPact SPS** Air Circuit Breakers are equipped with terminal adaptors
- Conforms to IS/ IEC 60947-2 & 3
- Microprocessor based ET trip systems with thermal memory
- Fully rated neutral with inbuilt protection
- ET6L provides Overload, Short-circuit, Instantaneous & Earth-fault protections
- ET2B provides Overload & Short-circuit protections
- Short circuit breaking capacity 50kA @ 440V AC

Draw-out Type circuit breaker with Microprocessor based ET6G Trip Unit

Rating in (A)	3P Draw-Out Manual Reference	Unit MRP [₹]	3P Draw-Out Electrical Reference	Unit MRP [₹]	4P Draw-Out Manual Reference	Unit MRP [₹]	4P Draw-Out Electrical Reference	Unit MRP [₹]
800	SPS08F3PMW6L	158650	SPS08F3PEW6L	199150	SPS08F4PMW6L	198950	SPS08F4PEW6L	239450
1000	SPS10F3PMW6L	166230	SPS10F3PEW6L	206730	SPS10F4PMW6L	210460	SPS10F4PEW6L	250960
1250	SPS12F3PMW6L	185930	SPS12F3PEW6L	226430	SPS12F4PMW6L	237140	SPS12F4PEW6L	277640
1600	SPS16F3PMW6L	209750	SPS16F3PEW6L	250250	SPS16F4PMW6L	268430	SPS16F4PEW6L	308930

Draw-out Type circuit breaker with Microprocessor based ET2B Trip Unit

Rating in (A)	3P Draw-Out Manual Reference	Unit MRP [₹]	3P Draw-Out Electrical Reference	Unit MRP [₹]	4P Draw-Out Manual Reference	Unit MRP [₹]	4P Draw-Out Electrical Reference	Unit MRP [₹]
800	SPS08F3PMW2B	156850	SPS08F3PEW2B	197350	SPS08F4PMW2B	197150	SPS08F4PEW2B	237650
1000	SPS10F3PMW2B	164430	SPS10F3PEW2B	204930	SPS10F4PMW2B	208660	SPS10F4PEW2B	249160
1250	SPS12F3PMW2B	184130	SPS12F3PEW2B	224630	SPS12F4PMW2B	235340	SPS12F4PEW2B	275840
1600	SPS16F3PMW2B	207950	SPS16F3PEW2B	248450	SPS16F4PMW2B	266630	SPS16F4PEW2B	307130

Draw-out Type switch disconnector without protection

Rating in (A)	3P Draw-Out Manual Reference	Unit MRP [₹]	3P Draw-Out Electrical Reference	Unit MRP [₹]	4P Draw-Out Manual Reference	Unit MRP [₹]	4P Draw-Out Electrical Reference	Unit MRP [₹]
800	SPS08F3PMW0D	144450	SPS08F3PEW0D	184950	SPS08F4PMW0D	184750	SPS08F4PEW0D	225250
1000	SPS10F3PMW0D	152030	SPS10F3PEW0D	192530	SPS10F4PMW0D	196260	SPS10F4PEW0D	236760
1250	SPS12F3PMW0D	171730	SPS12F3PEW0D	212230	SPS12F4PMW0D	222940	SPS12F4PEW0D	263440
1600	SPS16F3PMW0D	195550	SPS16F3PEW0D	236050	SPS16F4PMW0D	254230	SPS16F4PEW0D	294730

Note:

All draw-out type circuit breakers will be supplied with:

- Vertical-vertical terminations.
- 1 No. Electrical fault indication Contact (SDE).
- 1 No. Auxiliary contact block (OF) with 2 C/O contacts.
- Safety shutters on Chassis & door sealing frame- Escutcheon (CDP).

- All switch disconnectors are without protection
- All electrical operated breakers are supplied with motor mechanism (MCH), closing coil (XF) and shunt release (MX).
- External Neutral CT required for highly un-balanced TP-N system has to be ordered at extra price.
- Any other accessories are optional at extra price.

For details on non-standard references, technical parameters, stockable and non-stockable status, please contact Customer Care Centre.

NORMAL STOCK ITEMS

W.E.F. January 11, 2021



- All EasyPact SPS Air Circuit Breakers are equipped with terminal adaptors
- Conforms to IS/ IEC 60947-2 & 3
- Microprocessor based ET trip systems with thermal memory
- Fully rated neutral with inbuilt protection
- ET6L provides Overload, Short-circuit, Instantaneous & Earth-fault protections
- ET2B provides Overload & Short-circuit protections
- Short circuit breaking capacity 50kA @ 440V AC

Fixed Type circuit breaker with Microprocessor based ET6G Trip Unit

Rating in (A)	3P Fixed Manual Reference	Unit MRP [₹]	3P Fixed Electrical Reference	Unit MRP [₹]	4P Fixed Manual Reference	Unit MRP [₹]	4P Fixed Electrical Reference	Unit MRP [₹]
800	SPS08F3PMF6L	121870	SPS08F3PEF6L	162370	SPS08F4PMF6L	148160	SPS08F4PEF6L	188660
1000	SPS10F3PMF6L	128300	SPS10F3PEF6L	168800	SPS10F4PMF6L	159080	SPS10F4PEF6L	199580
1250	SPS12F3PMF6L	147930	SPS12F3PEF6L	188430	SPS12F4PMF6L	184560	SPS12F4PEF6L	225060
1600	SPS16F3PMF6L	171300	SPS16F3PEF6L	211800	SPS16F4PMF6L	210990	SPS16F4PEF6L	251490

Fixed Type circuit breaker with Microprocessor based ET2B Trip Unit

Rating in (A)	3P Fixed Manual Reference	Unit MRP [₹]	3P Fixed Electrical Reference	Unit MRP [₹]	4P Fixed Manual Reference	Unit MRP [₹]	4P Fixed Electrical Reference	Unit MRP [₹]
800	SPS08F3PMF2B	120070	SPS08F3PEF2B	160570	SPS08F4PMF2B	146360	SPS08F4PEF2B	186860
1000	SPS10F3PMF2B	126500	SPS10F3PEF2B	167000	SPS10F4PMF2B	157280	SPS10F4PEF2B	197780
1250	SPS12F3PMF2B	146130	SPS12F3PEF2B	186630	SPS12F4PMF2B	182760	SPS12F4PEF2B	223260
1600	SPS16F3PMF2B	169500	SPS16F3PEF2B	210000	SPS16F4PMF2B	209190	SPS16F4PEF2B	249690

Fixed Type switch disconnector without protection

Rating in (A)	3P Fixed Manual Reference	Unit MRP [₹]	3P Fixed Electrical Reference	Unit MRP [₹]	4P Fixed Manual Reference	Unit MRP [₹]	4P Fixed Electrical Reference	Unit MRP [₹]
800	SPS08F3PMF0D	107670	SPS08F3PEF0D	148170	SPS08F4PMF0D	133960	SPS08F4PEF0D	174460
1000	SPS10F3PMF0D	114100	SPS10F3PEF0D	154600	SPS10F4PMF0D	144880	SPS10F4PEF0D	185380
1250	SPS12F3PMF0D	133730	SPS12F3PEF0D	174230	SPS12F4PMF0D	170360	SPS12F4PEF0D	210860
1600	SPS16F3PMF0D	157100	SPS16F3PEF0D	197600	SPS16F4PMF0D	196790	SPS16F4PEF0D	237290

Note: All Fixed type circuit breakers will be supplied with: (i) Vertical-vertical terminations. (ii) 1 No. Electrical fault indication Contact (SDE).

(iii) 1 No. Auxiliary contact block (OF) with 2 C/O contacts.

All switch disconnectors are without protection | All electrical operated breakers are supplied with motor mechanism (MCH), closing coil (XF) and shunt release (MX). | External Neutral CT required for highly un-balanced TP-N system has to be ordered at extra price. | Any other accessories are optional at extra price.

Accessories

Pole Description	Rated Operational Current	Reference	Unit MRP [₹]
Gear Motor (MCH)			
AC 50/60 Hz	100/130 V	33176	42870
	200/240 V	33177	
	277/415 V	33179	
DC	24/30 V	33185	
	48/60 V	33186	
	100/125 V	33187	
	200/250 V	33188	
Terminal Block			
For Fixed circuit breaker		47074	230
For Drawout circuit breaker		33098	260
ON/OFF Indication contacts (OF) 1Part			
Changeover contact 6A	240V	47076	1250
Ready to close contact			
Changeover contact 5A	240V	47080	2840
Door interlock (VPECD)/1 part			
Right side of chassis		33172	3645

For details on non-standard references, technical parameters, stockable and non-stockable status, please contact Customer Care Centre.

NORMAL STOCK ITEMS

W.E.F. January 11, 2021



ASCO Power Technologies™

The **7000 SERIES** Automatic Transfer Bypass-Isolation Switch is intended for critical applications where continuous power is required

- Allows bypass-isolation without load interruption
- Primary transfer switch can be inspected, tested, and maintained without interrupting power to the load
- Transfer switch and bypass transfer switch have identical electrical ratings
- Available 150 to 4000 amps
- Draw out design allows for easy transfer switch maintenance
- Open Transition, closed Transition and Delayed Transition Designs



Series 300 / 7000, Automatic Transfer Switch (ASCO)

7000/300 Series Power Transfer Switches are available open or enclosed, in ampacities ranging from 30 through 4000 amps (LV) & 1200 through 3000A (MV) with the largest selection of optional accessories offered anywhere. All switching configurations (OTTS, DTTS, CTTS) are available with an integrally mounted bypass-isolation switch.



Open/Closed/Delayed Transition with Bypass



Open/Closed/Delayed Transition Switch



UL /ANSI – 2 Section Medium Voltage ATS



IEC Design – 3 Section Medium Voltage ATS

Series 300 / 7000, Automatic Transfer Switch (ASCO)

Frame	Rating(A)	Controller Type	Reference Number (4P, Overlapping Neutral)	Unit MRP [₹]	Controller Type	Reference Number (4P, Overlapping Neutral)	Unit MRP [₹]
D	30	Series 7000 Group 5 Controller	D07ATSC30030K500	On Request	Series 300 Group G Controller	D03ATSC30030KG00	On Request
	70		D07ATSC30070K500	On Request		D03ATSC30070KG00	On Request
	104		D07ATSC30100K500	On Request		D03ATSC30104KG00	On Request
	150		D07ATSC30150K500	On Request		D03ATSC30150KG00	On Request
	200		D07ATSC30200K500	On Request		D03ATSC30200KG00	On Request
J	230		D07ATSC30230K500	On Request		D03ATSC30230KG00	On Request
	260		J07ATSC30260K500	On Request		J03ATSC30260KG00	On Request
	400		J07ATSC30400K500	On Request		J03ATSC30400KG00	On Request
	600		J07ATSC30600K500	On Request		J03ATSC30600KG00	On Request
H	800		H07ATSC30800K500	On Request		H03ATSC30800KG00	On Request
	1000		H07ATSC31000K500	On Request		H03ATSC31000KG00	On Request
	1200		H07ATSC31200K500	On Request		H03ATSC31200KG00	On Request
G	1600		G07ATSC31600K500	On Request		G03ATSC31600KG00	On Request
	2000		G07ATSC32000K500	On Request		G03ATSC32000KG00	On Request
	2600		G07ATSC32600K500	On Request		G03ATSC32600KG00	On Request
	3000		G07ATSC33000K500	On Request		G03ATSC33000KG00	On Request
	3200		G07ATSC33200K500	On Request		G03ATSC33200KG00	On Request
G	4000		G7ATSC34000K5X40RM	On Request		Not Available	Not Available



- UL 1008 Listed for Highest Performance
- Fast & Consistent Transfer (Less than 100ms)
- Single Solenoid True Double throw Design
- Withstanding & Closing On Fault Currents (WCR)
- Neutral Overlap to eliminate Voltage Transients
- In-Phase Monitor to avoid Motor Inrush current
- Engine Start/Stop, AMF Logic & Time Delay Setting
- Programmable Daily/Weekly Engine Exerciser
- 4 Line LCD + LED Display
- 99 Events Log & Diagnostics with Date/Time
- Statistical ATS System Monitoring Information
- Communication Compatible (Modbus/Ethernet)




- Price of 2P, 3P & 4P with solid neutral / Switched Neutral available on request
- ATS with stand alone Type Tested NEMA Enclosure available on request
- For Series 7000 Close Transition, Bypass Option & Medium Voltage ATS offer please contact nearest Sales Office

Series 230, Automatic Transfer Switch (ASCO)

- Confirming to IEC 60947-6-1
- Built-in Microprocessor controller
- Utilization Category AC-32A & AC-33B
- Mechanical Endurance : 10,000 cycles across all ratings.
- Highest short circuit withstand current with CB back-up protection.
- Fire control input signal
- 3rd party type tested for entire range.



Frame	Rating(Amp)	Controller Type	Reference Number	Unit MRP [₹]	Poles
	16	C300  • Under/Over Voltage • Under/Over Frequency • Time Delay • Engine start/stop • RS485 Port (optional) • LED Display	A2ADTLB30016KB	34500	4P
	32		A2ADTLB30032KB	34750	
	63		A2ADTLB30063KB	36250	
	80		A2ADTLB30080KB	38150	

Frame	Rating (Amp)	Controller Type	Reference Number	Unit MRP [₹]	Controller Type	Reference Number	Unit MRP [₹]	Poles
	100	C1000 	B2ADTLB30100KD	47850	C2000 	B2ADTLB30100KE	76850	4P
	125		B2ADTLB30125KD	48575		B2ADTLB30125KE	77575	
	160		B2ADTLB30160KD	54375		B2ADTLB30160KE	83375	
C2ADTL	200	C2ADTLB30200KD	85300	C2ADTLB30200KE	114300			
	225	C2ADTLB30225KD	90600	C2ADTLB30225KE	119600			
	250	C2ADTLB30250KD	92900	C2ADTLB30250KE	121900			
D2ADTL	315	D2ADTLB30315KD	101750	D2ADTLB30315KE	130750			
	400	D2ADTLB30400KD	110800	D2ADTLB30400KE	139800			
	500	E2ADTLB30500KD	141375	E2ADTLB30500KE	170375			
E2ADTL	630	E2ADTLB30630KD	148625	E2ADTLB30630KE	177625			
	800	E2ADTLB30800KD	189600	E2ADTLB30800KE	218600			

* For 2P (A2ADTL) & 3P ATS, please contact us.

Series 230 Accessories

72 D

C300 or C1000 Controller with RS-485 Interface. A RS 485 interface installed in the C300 or C1000 controller to enable serial communications, supporting MODBUS protocol. This accessory can only be installed in the factory. Use accessory code 72D when ordering this function



4 Pole Bridging Busbar



Auxiliary Contact



72 D

Accessory Type	Description	Reference Number	Unit MRP [₹]
LAP1F100	Aux.Contact (NO)	972970	725
LAP1F010	Aux.Contact (NC)	972970-001	725
132JC	4P Bridging Busbar for B2ADTL Frame	972971-002	On Request
72D	Modbus communication Port	On Request	On Request

Note

Lined paper template with horizontal lines.

Life Is 

Schneider
 Electric

Schneider Electric India Pvt. Ltd.

Corporate Office: 9th Floor, DLF Building No. 10, Tower C, DLF Cyber City, Phase II, Gurugram 122002 Haryana
Tel.: ++91 124 6899000 Fax: ++91 124 4222036/037

Ahmedabad

Schneider Electric India (P) Ltd.
1506-1507, 15th Floor Shapth-5
Opp.Karnavati Club, SG Highway,
Ahmedabad, Gujarat - 380015
Tel.: 079-66826701

Coimbatore

Schneider Electric India (P) Ltd.
Hanudev Info Tech Park, 6th Floor
Unit No. Block-C, SF No. 558/2
Udalyampalayam Road, Nava India
Coimbatore-641028

Lucknow

Schneider Electric India (P) Ltd.
Summit, Plot No. TCG 3/3
6th Floor, 604A/B/C, Vibhuti Khand
Gomti Nagar, Lucknow
Uttar Pradesh - 226010
Tel.: 0522-3500334

Nashik

Schneider Electric India (P) Ltd.
401, 4th Floor, Rishi Raj Towers
Jehan Circle, Gangapur Road
Nashik- 422013
Tel.: 0253-2344333

Bengaluru

Schneider Electric India (P) Ltd.
No. 3/1, JP Techno Park
Mezzanine Floor, Millers Tank Bund
Road, Vasanth Nagar
Bengaluru - 560052
Tel.: 080-71481351

Hyderabad

Schneider Electric India (P) Ltd.
D.No. 1-8-271, # 401, Ashoka
Bhoopal Chambers, SP Road
Secunderabad - 500003
Tel.: 040-67219500

Ludhiana

Schneider Electric India (P) Ltd.
SCO 23, 2nd Floor,
Chandigarh Road, Sector 32
Ludhiana, Punjab-141010
Tel.: 0161- 5203011

New Delhi

Schneider Electric India (P) Ltd.
C-56, Mayapuri Industrial Area, Phase-2
New Delhi - 110064
Tel.: 011-61317400

Bhubaneswar

Schneider Electric India (P) Ltd.
Workloop Co-Working in the property
Office No. 316, Esplanade One Mall
Rasulgarh, Bhubaneswar - 751010

Indore

Schneider Electric India (P) Ltd.
219, Dhan Trident Building
Vijay Nagar, A.B.Road
Indore-452001

Mohali

Schneider Electric India (P) Ltd.
2nd Floor, Tower-A
Bestech Business Tower
Mega Information & Technology Park
Industrial Plot No.1, Phase IX
(Expansion), Mohali- 160059
Tel.: 0172-7198200

Pune

Schneider Electric India (P) Ltd.
Amar Caliber, CTS No 911, BMCC Road,
OFF FC. Road, Deccan Gymkhana,
Shivaji Nagar, Pune - 411007
Tel.: 020-67492500

Chennai

Schneider Electric India (P) Ltd.
No: 29, 2nd Floor,
Bannari Amman Towers, B-Block
Dr. Radhakrishnan Road, Mylapore
Chennai - 600 004
Tel.:044-71912000

Jaipur

Schneider Electric India (P) Ltd.
Jaipur Business Centre 309
3rd Floor, Sangam Tower 190
Church Road, Jaipur-302001
Tel.: 0141-2374810

Mumbai

Schneider Electric India (P) Ltd.
Marwah House, 2nd Floor
Krishanlal Marwah Marg
Andheri (East), Mumbai - 400072
Tel.: 022-62280000

Vadodara

Schneider Electric India (P) Ltd.
Notus IT Park, 10th Floor, Block-D
Sarabhai Campus, Vadiwadi
Vadodara, Gujarat - 390017

Cochin

Schneider Electric India (P) Ltd.
Alapatt Properties Private Limited
(Trade Name : Centre A)
Main Door Number : 66/4971
(Old Door Number: 40/6584-H)
7th Floor Alapatt Heritage Building
MG Road Kochi - 682035

Kolkata

Schneider Electric (I) Pvt.Ltd,
BP-4, Sector-V, Technopolis
3rd Floor, Salt Lake City
Kolkata- 700 091
Tel.: 033-66576400

Nagpur

Schneider Electric India (P) Ltd.
6, Vasant Vihar Complex
W.H.C Road, Shankar Nagar
Nagpur- 440010
Tel.: 0712-2558581

Vishakhapatnam

Schneider Electric India (P) Ltd.
D.N.10-1-43, 1st Floor
Ratnam's Business Centre,
Siripuram Fort, C.B.M.Compound
Visakhapatnam - 530016
Tel.: 0891-6675500

Customer Care Centre

Monday-Saturday, 9 a.m. to 8 p.m.

Toll-free numbers: 1800 419 4272, 1800 103 0011

Email: customercare.in@schneider-electric.com

For more information, visit our website at: www.se.com/in

- All Prices are in Indian Rupees.
- Prices are subject to change without notice.
- Product evolution is a continuous process and Schneider Electric reserves the right to modify/withdraw any product at any time without prior notice.
- Prices charged will be as prevailing on the date of dispatch.
- Maximum Retail Price (MRP) is inclusive of all taxes.
- Tax incidence on invoices is basis applicable GST rates. Invoice amount not to exceed MRP

Distributor