




XM

.I28

vol. 1  
1877-79













# MICHELIA

## COMMENTARIUM MYCOLOGIÆ ITALICÆ

CURANTE P. A. SACCARDO

### INDEX

SACCARDO P. A. — Fungi Veneti novi vel critici vel My-  
 cologiæ Venetæ addendi. . . . . pag. 1  
 — Fungi italici autographice delineati — Commen-  
 tarium . . . . . » 73  
 — Mycothecæ Venetæ Cent. I-XI — Index . . . . . » 101

~~~~~  
 Fol. 7 1/4 — Pretium it. lib. (*francs*) 7.25  
 ~~~~~

**PATAVII**  
 TYPIS SEMINARII  
 1877





# MICHELIA

## COMMENTARIUM MYCOLOGICUM

FUNGOS IN PRIMIS ITALICOS

ILLUSTRANS

CURANTE

**P. A. SACCARDO**

---

**VOLUMEN I.**

---

LIBRARY  
NEW YORK  
BOTANICAL  
GARDEN

---

### TEMPORA EVULGATIONIS

Pag. 1—116.	1 Jun. 1877.
Pag. 117—276.	15 Januar. 1878.
Pag. 277—356.	1 Julii 1878.
Pag. 357—452.	15 Nov. 1878.
Pag. 453 ad finem vol. 1	Sept. 1879.

---

**PATAVII**

**TYPIS SEMINARII**

1879

XM  
.I28  
Vol. 1  
1877-79


Bought of  
J. B. Ellis 1896

# INDEX

---

Fungi Veneti novi v. critici.	
Series III. . . . .	pag. 446
» VI. . . . .	» 1
» VII. . . . .	» 133
» VIII. et Appendix . . . . .	» 239-351
» XI. et Appendix . . . . .	» 361-435
» X. . . . .	» 539
Fungi italici autogr. delineati. Commentarium.	
Comment. tab. 1—160. . . . .	» 73
» tab. 161—320. . . . .	» 326
» tab. 321—640. . . . .	» 488
Index Cent. I—IX. Mycothecæ Venetæ . . . . .	» 101
Fungi novi ex Herbario Prof. Magnus . . . . .	» 117
Enumeratio Pyrenomycetum Hypocreaceorum hucusque cognitorum . . . . .	» 277
Fungi novi ex Herbariis Gillet, Morthier et Winter	» 357
Fungi Gallici lecti a cl. Brunaud, Gillet et Letendre	» 500
Fungi aliquot Ticinenses . . . . .	» 547
SPEGAZZINI C. Fungi coprophili Veneti (Ascomycetæ)	» 522
» Nova addenda ad Mycologiam Venetam	» 453
VIDO A. Repertorium Mycologiæ Venetæ . . . . .	» 552

---





# FUNGI VENETI

NOVI VEL CRITICI

VEL MYCOLOGIÆ VENETÆ ADDENDI

AUCTORE

P. A. SACCARDO

## SERIES VI. \*)

### Hymenomycetæ Fr.

1. *Agaricus* (*Lepiota*) *acutesquamosus* Weinm. — *Erb. critt. ital. ser. II. n. 85.* — *A. Friesii* Lasch <sup>†</sup>*acutesquamosus* Fr. *Hymen. Eur. 31.*

*Hab.* in agris a *Selva* (*Treviso*) \*\*) et *Padova*, autumno 1876, non raro.

2. *Agaricus* (*Tricholoma*) *sejunctus* Sow. var. *fuscescens*: pileo obscuriore, marginem versus pallidiore, lamellis totis albidis, vel peripherice dilute sulphureis.

*Hab.* in sylvâ *Montello*, Oct. 1876, non raro.

3. *Agaricus* (*Omphalia*) *umbelliferus* L., Fr. *Hymen. Eur. 161.* — var. *umbrina*.

*Hab.* in graminosis, muscosis collium *Euganei*, Martio 1876.

4. *Agaricus* (*Pleurotus*) *Sylvanus* Sacc. sp. nov. Pileo membranaceo subflaccido, sessili, cucullato-cupulari vel

\*) Series I in *N. Giorn. bot. ital. V. (1873) p. 269* - Series II *ibid. VII. (1875) p. 299* - Series III in *Hedwigia XIV (1875) n. 5 p. 68* - Series IV in *Atti Società Veneto-Trentina, IV fasc. I (1875)* — Series V in *N. Giorn. bot. ital. VIII (1876) p. 161.*

\*\*) Loca sæpius memorata: *Selva, Giavera, Nervesa, Colfosco, Susigana, Vidòr, vici, Vittorio et Conegliano* urbes in agro Tarvisino (*Treviso*); *bosco Montello* et *bosco Cansiglio*, sylvæ, prior in agro Tarvisino distr. di *Montebelluna*, postrema in finibus agri Tarvisini, *Belunensis* et *Utinensis*; *Euganei*, colles in agro Patavino.

subdimidiato, e resupinato reflexo, lævissimo (non striato), glabro, cinereo-nigro, minutissime albo-furfuraceo, margine rectiusculo; lamellis latis, remotiusculis, integris dimidiatisque, sordide albis; sporis breve cylindræis vehementer curvatis,  $8-9 \approx 3\frac{1}{2}-4$ , granulosis hyalinis, in basidiis clavatis,  $30 \approx 7-8$ , per sterigmata brevissima acrogenis - Pileus 5-8 mill. diam.

*Hab.* in sarmentis putrescentibus Clematidis Vitalbæ a Selva, Martio 1877.

*Obs.* Cum *Ag. applicato* Batsch et *Ag. striatulo* Fr. quadam affinitate devincitur, sed statim riteque distinguitur pileo glabro, non striato, sporis lunulatis etc.

5. **Agaricus** (Entoloma) **sinuatus** Fr., Cooke Indb. p. 90. - Sacc. Mycoth. Veneta n. 807.

*Hab.* in umbrosis sylvæ Montello, Octobri 1876, frequens.

*Obs.* Stipes cylindræus, quandoque basi incrassatus, farctus, albus v. albidus, extus fibrillosus; pileus e convexo expansus, lævis, griseus, margine repandus, lobatusve, rarius integer; lamellæ subemarginatæ v. rotundato-adnexæ, latiusculæ, sordide albæ, dein lutescentes, tandem sordide carneæ; sporæ e globoso acute angulosæ, 8-9 diam., nubilosæ, hyalinæ. - Totus fungus, venenatus ex Cooke l. c., odore gravi farinaceo pollet.

6. **Agaricus** (Crepidotus) **Cesatii** Rabh., Fr. Hymen. Eur. p. 277.

*Hab.* in lignis, corticibus, ramisque dejectis a Selva, Vittorio, autumno.

*Obs.* Ab *A. variabili* Pers., cui affinis, præcipue dignoscitur pileo haud tomentoso, sed tenuissime velutino, lamellis et sporis ( $6-7 \approx 4\frac{1}{2}-5\frac{1}{2}$ ) flavicantibus, nec rubiginosis - *A. variabilis* Mycoth. Ven. n. 422 huc pro parte spectat.

7. **Cortinarius** (Phlegmacium) **fulmineus** Fr. Hymen. Eur. 347. - *Agaricus sericeus* Schæff. t. 24!

*Hab.* in sylvæ Montello, autumno (Doct. MORETTI!).

8. **Hygrophorus** (Camarophyllus) **cinereus** Fr. Hymen. Eur. 413.

*Hab.* in sylvæ Montello, autumno 1876, rarius.

9. **Hygrophorus** (*Hygrocybe*) **lætus** (Pers.) Fr. Hymen. Eur. 417. — *Agaricus lætus* Pers. Syn. 334 (bene ob lamellas longe decurrentes ut in nostris).  
*Hab.* in sylva *Montello*, Oct. 1876, raro.  
*Obs.* Diagnosis Friesii l. c. et specimina in Rabh. Herb. mycol. ed. II. n. 612 præbent lamellas brevius decurrentes ac in nostris.
10. **Panus Delastrei** Mtgn. Syll. 149. — Fr. Hymen. Eur. 491.  
*Hab.* in cortice duriore *P y r i a Manzana* (Treviso), Oct. 1875.  
*Obs.* Specimina, quæ adsunt, nimis parca et forte juvenilia, sed a cæteris generis speciebus multo longius distant.
11. **Boletus pachypus** Fr. Hymen. Eur. 506.  
*Hab.* in sylva *Montello*, autumno (Doct. MORETTI, ex icône!). Venenatus.
12. **Boletus Satanas** Lenz., Fr. Hymen. Eur. 510.  
*Hab.* in sylva *Montello*, a *Susigana* etc., autumno. Venenatus.
13. **Boletus rimosus** Vent. Micet. bresc. t. 64 f. 3-4 (stipes nimis cyaneus). — Passer. Funghi Parmensi enum. n. 387 (bene) — Fr. Hymen. Eur. 507.  
*Hab.* in sylva *Montello*, autumno frequens. Non comeditur.
14. **Polyporus** (Resup.) **contiguus** (Pers.) Fr. Hymen. Eur. 571. — *P. pachyus* Rostk. 27. t. 5. (excl. colore).  
*Hab.* in truncis putrescentibus a *Selva*, *Vittorio*, *Padova*, non raro.
15. **Polyporus** (Resup.) **sinuosus** Fr. Hymen. Eur. 576.  
*Hab.* ad ligna quercina putrida in sylva *Montello*, per annum.
16. **Polyporus** (Resup.) **reticulatus** (Pers.) Fr. Hymen. Eur. 580.  
*Hab.* in ligno putri fagineo in sylva *Cansiglio*, Oct. 1874.  
*Obs.* Pori ex albo lutescunt. Certe bona species!
17. **Radulum quercinum** (Schrad.) Fr. Hymen. Eur. 623. — Cooke Indb. 304, fig. 74, — var. *Robinia*: dentibus

quandoque acutatis, omnibus vero apice sub lente setulosis.

*Hab.* in cortice pucescente Robiniae a Selva, Sept. 1875.

18. *Hydnum* (Mesopus) *nigrum* Fr. var. *olivaceo-cinereum* Fr. Hymen. Europ. 605. - *H. cinereum* Batsch, Elench. Fungor. fig. 223!

*Hab.* in sylva *Montello*, Oct 1872, raro.

19. *Hydnum* (Mesopus) *Montellicum* Sacc. sp. nova. Lignoso-coriaceum; pileo compacto, subplano, centro excavato, subregulari, tomentoso-velutino, ferrugineo-spadiceo, intus fusco, azono; stipite subregulari, cylindraceo, spadiceo e velutino glabrato; aculeis aequalibus ad medium fere stipitem decurrentibus, longiuscule subulatis, constanter ochraceo-brunneis; sporis e globoso-muricatis, 4-5 diam., ferruginascentibus. - Totus 3-5 cent. altus; pileus 4-6 cent. latus,  $\frac{3}{4}$  cent. crassus; stipes  $\frac{1}{2}$ -1 cent. crassus.

*Hab.* in sylva *Montello*, Oct. 1876, frequens.

*Obs.* A speciebus mihi notis probe distinctum. Cum *Hydno velutino* Fr., *H. ferrugineo* Fr., *H. spadiceo* Pers. nonnullis notis convenit sed caeterum differt.

20. *Hydnum* (Apus) *hirtum* Dmz. sec. Fr. Hymen. Eur. 612. - M. V. n. 829.

*Hab.* in truncis emortuis Carpini Betuli, Oct. 1875.

*Obs.* Cum brevi descriptione Friesii l. c. mihi tantum nota satis congruit. Habitus *Irpicis canescentis* vel *Daedaleae unicoloris*. Pileus et aculei pallide ochracei; sporae globoso-angulatae, 3 diam., hyalinae.

- \**Hydnum* (Apus) *pudorinum* Fr. Hymen. Eur. 612.

*Hab.* in truncis Carpini a Selva, Apr. 1877.

*Obs.* I. A precedente vix pileo albo, aculeisque roseis (ex aetate?) recedit; ergo mera varietas.

*Obs.* II. In sequentibus *Hydni* speciebus sporas examinare contigit.

*Hydnum imbricatum* L. - M. V. n. 823 - Sporae e globoso acutangulae, 5-6  $\frac{1}{2}$  diam., ochraceae, nec ut habet Fekl. Symb. p. 25.



*Hydnum repandum* L. - M. V. n. 824 - Sporæ globosæ vel leniter angulosæ, 6-8 diam., hyalinæ.

*Hydnum cinereum* Bull. - M. V. n. 825 - Sporæ globulosæ, obsolete muriculatæ, 2 1/2-3 1/2 diam., hyalinæ, ferruginascentes.

*Hydnum zonatum* Batsch. - M. V. n. 826 - Sporæ globulosæ, conspicue muriculatæ, 3 3/4-4 diam., hyalino-ferruginascentes.

*Hydnum Erinaceus* Bull. - M. V. n. 827, ubi ex errore typ. « imbricatum » - Sporæ globulosæ, læves, 5 1/2-6 diam., quandoque subovoideæ, 1-nucleatæ, hyalinæ.

*Hydnum Auriscalpium* L. - M. V. n. 828 - Sporæ globosæ vel subglobosæ, 4 ≈ 4-5., nubilosæ, hyalinæ.

21. *Hydnum* (Resupinatum) *diaphanum* Schrad. - v. *muscicola* (Pers.) Fr. Hymen. Europ. 616.

*Hab.* in sphagnis putrescentibus in calidariis Horti Patavini, Febr. 1876.

22. *Craterellus cornucopioides* (L.) Pers. - Sacc. Myc. Ven. 61 - var. *flavicans*: hymenio lævissimo pulchre flavicante.

*Hab.* in sylva *Montello*, rarius, Oct. 1876.

23. *Stereum* (Merisma) *tabacinum* (Pers. ampl.) Fr. Hym. Eur. 641. *Hymenochæte tabacina* Lév., Thüm. Myc. Univ. n. 211<sup>b</sup> (vix 211<sup>a</sup>).

*Hab.* in ramulis emortuis *Cytisi nigricantis* et *Rubi* in sylva *Montello*, autumnno.

24. *Corticium* (Coniophora) *aridum* Fr. Hymen. Eur. 658 - var. *pusilla*: adnata, suborbicularis, minutissima, tenuiter membranacea, alba lutescenti-pulverulenta, margine byssino, albicante; sporis e rotundo angulosis, 3 1/2-4 diam., subochraceis - *Hypochnus lacteus* Bon. Hndb. fig. 259 accedere videtur.

*Hab.* in corticibus *pincis a Selva*, Aug. 1875, raro.

25. *Corticium* (Coniophora) *puteanum* (Schum.) Fr. p. p. - Sacc. M. V. n. 799. non *Fungi Veneti* ser. V. 165. *Telephora puteana* Fr. Elench. I. 194 exclusa var. *cellularis*, quae distincta species. Cfr. seq.

*Hab.* in trunco putri *fagineo Patavii*, Ian. 1876 (G. BIZZOZERO).



*Obs.* Sporae oblongae, deorsum acutatae, 6-7  $\approx$  3, dilute olivaceae.

26. **Corticium** (Coniophora) **cellare** (Pers.) Sacc. - *Cort. puteanum* Cooke Fungi Brit. ed. II. n. 11., Sacc. Fungi Veneti Ser. V. 165, non Schum.

27. **Corticium** (Himantia) **roseum** Pers. - M. V. n. 800 Kx. Fland. II. 265.

*Hab.* In ligno putrescente Juglandis regiaë, Febr. 1876.

*Obs.* Sporophora filiformia; sporae acrogenae, oblongae, 6-7  $\approx$  3, deorsum acutatae, apice rotundatae, guttulatae, hyalinae - Huic simillimus est *Hypochnus anthochrous* Fekl. F. rh. n. 2612 et Symb. App. II. 82, an Pers.

28. **Corticium** (Hypochnus) **epiphyllum** (Pers.) Sacc. - *Athelia epiphylla* Pers. - *Hypochnus epiphyllus* Wallr. - var. *candidum*: tenuiter membranaceum, byssinum, niveum; hyphis ramoso-anastomosantibus, remote septatis, hyalinis, apice in basidia clavata desinentibus; basidiis sporas singulas vel binas, ovoideas, 8  $\approx$  5, sterigmatibus brevissimis fultas, hyalinas gerentibus.

*Hab.* in foliis Plantaginis et Muscorum nondum emortuis, quae obducit a Conegliano, Oct. 1876 (G. SPAGAZZINI) - *Sporotrichum Pellicula* Lk., *Athelia Pellicula* Chev. et *Corticium arachnoideum* Bertk. huic affinia videntur.

29. **Clavaria** (Ramaria) **flaccida** Fr. Hymen. Eur. 671 - M. V. n. 796 - Rabh. Fungi eur. n. 1821.

*Hab.* in radicibus Rhois radicans in Horto botanico Patavino, Decembre 1875 (G. BIZZOZERO).

### **Gasteromycetæ Fr.**

30. **Caldesiella** Sacc. nov. gen. \*) Peridia ex subiculo membranaceo, persistente, villosulo oriunda, gregaria, minutissima, ampulliformia, tegumento tenuissimo indistincte

\*) Novum genus eximio botanico et amico optimo LUDOVICO CALDESI faventino dicatum.

cellulari, sporis globosis, muriculatis, floccis parvis adnatis fæta.

*Obs.* Genus anceps a Myxomycetibus, cum quibus nonnihil convenit, ob defectum plasmodii (suadente quoque cl. J. de Rostafinski) maxime recedit; fructificatione Lycoperdaceis accedit, a quibus tamen vegetatione, subiculo, exiguitate desciscit.

**Caldesiella italica** Sacc. nov. spec. Peridiis fuscis glauco-furfuraceis, apice obscuriore, ex ovato phialiformibus, collo breviusculo cylindræo, apice rotundato clauso, quandoque e mutua pressione cylindræis compressisque, erectis,  $1-1\frac{1}{4}$  mill. altis,  $\frac{1}{2}-\frac{3}{4}$  mill. crassis, dense gregariis, sporis omnino refertis; subiculi cinnamomei hyphis filiformibus, repetito dichotomis hinc inde nodulosis septatisque, 7 micr. diam.; sporis globosis  $7\frac{1}{2}-8\frac{1}{2}$  diam., initio e mutua pressione angulosis, a quose ferrugineis, undique hyalino-muriculatis, sæpe nucleatis, apici v. lateri floccorum hyalinorum adnatis.

*Hab.* ad terram umbrosam in Horto botanico Patavino, autumnò 1873 (G. BIZZOZERO).

31. **Geaster fornicatus** (Huds.) Fr., Sacc. Mycol. Ven. 71.

*Obs.* Huc spectat *G. marginatus* Vitt. sec. specimina originalia, sed dubito an satis differat; certe *G. fornicatus* in Rabh. *F. E.* n. 2013 et in Thuem. *Mycoth. Univ.* n. 526 vix statura paulo majore a speciminibus *G. marginati* Vittadinianis recedit.

### **Hypodermeæ de Bary**

32. **Ustilago utriculosa** (Cda) Tul. - Sacc. M. V. n. 838 - *Uredo utriculosa* Cda Anl. t. B. f. 3:3,4.

*Hab.* in ovariis Polygoni Hydropiperis a *Selva*, Nov. 1876.

*Obs.* Ab *Ust. Candollei* Tul. quacum, sec. Fckl., in *Myc. Ven.* p. 73 conjunxi, distinctissima est. *Ust. Candollei* vera apud nos præcipue in Polygono miti occurrit, nec raro.

33. **Ustilago Rabenhorstiana** J. Kühn in Hedw. 1876 p. 4 et in Rabenh. *F. E.* Cent. 21! - Huc pertinet

*Ust. destruens* var. *Digitaliae* Sacc. *Fungi Veneti novi*  
Ser. V. 167.

34. **Tilletia striæformis** (West.) Niessl in Hedw. 1876  
p. 1. — *Uredo striæformis* West. Bull. Act. Brux. 1851.  
p. 406 — *Tilletia de Baryana* Fisch. Waldh. in Rbh.  
F. E. n. 1097.

*Hab.* in foliis *Holci lanati a Selva*, rarius  
Sept. 1876.

35. **Urocystis Anemones** (Pers.) Rabh. — f. *Ranunculi*  
*bulbosi* Sacc. M. V. n. 841 — *U. pompholygodes* (Schl.)  
Rabh., Sacc. Mycol. Ven. 74.

*Hab.* in caule *Ranunculi bulbosi a Padova*,  
Majo 1876 (G. BIZZOZERO).

36. **Uromyces Phyteumatum** (DC.) Lév., Schröt.  
Brandp. p. 11.

*Hab.* in foliis vivis *Phyteumatum* in montanis  
*Veronensibus*, æstate 1875 (Prof. A. GOIRAN).

*Obs.* Teleutosporæ obovatae, obtusae, 30–35 × 20,  
tunica apice crassa, laeves, cinnamomeae, hyalino-stipita-  
tae.

37. **Uromyces scutellatus** (Pers.) Lév. — Sacc. M. V.  
n. 441 et *Fungi Veneti* Ser. V. 171 — Sec. cl. Kör-  
nicke in litt. 16 Dec. 1876 hæc est nova species ab  
ipso *U. laevis* nuncupata. Cfr. Hedw. 1877 p. 38.  
Eandem habui *Verona* (GOIRAN), *Conegliano*, in *Euphorbia*  
*dulci* (SPEGAZZINI).

38. **Uromyces tuberculatus** Fckl. — *U. scutellatus*  
Sacc. Mycol. Ven. p. 87 p. p. et *Nuove Ruggini* 14  
fig. 16., nec Pers.

*Hab.* in foliis *Euphorbiæ Cyparissiae a*  
*Bassano* (MONTINI), *Conegliano* (SPEGAZZINI), *Verona*  
(GOIRAN) æstate 1873-75.

39. **Puccinia Cerasi** Cda — Sacc. Myc. Ven. n. 49 —  
f. *Persicæ vulgaris*.

*Hab.* in pagina inferiore foliorum ejusdem *a Cone-*  
*gliano*, aest. 1876 (SPEGAZZINI).

40. **Puccinia Anemones** Pers. — Sacc. Myc. Ven.  
p. 79 — f. *A. trifoliæ*.

*Hab.* in ejusdem foliis *Veronæ*, æstate 1875 (GOIRAN).

41. *Puccinia Tanacetii* DC. — M. V. n. 459-464 -  
f. *Carlinæ vulgaris*.  
*Hab.* in foliis *Carlinæ vulgaris* a *Conegliano*, Oct. 1876 (SPEGAZZINI).
42. *Puccinia Valerianæ* Carest. et Ces. Erb. critt. ital.  
Ser. I. n. 500. — M. V. n. 876.  
*Hab.* in foliis languidis *Valerianæ officinalis* in sylva *Montello*, Oct. 1876, stat. teleutosp. rarius.  
*Obs.* Ad hujus statum uredosp. spectat *Uredo Valerianæ* Desm., nec homonymon DC., quod ad *Uromyctem Valerianæ* (DC.) Fckl. — M. V. n. 435 — pertinet.
43. *Puccinia Prunorum* Lk. f. *Pruni Armeniacæ* Duby  
— M. V. n. 856 (st. uredosp.) et n. 857 (st. teleut.)  
*Hab.* ejusdem foliis a *Selva*, Aug.-Nov. 1876.  
*Obs.* Ad statum uredineum *P. Prunorum* spectat, ut opinor, *Uredo Prunastri* DC., *U. Castagnei* Mtgn., *Uromyces Prunorum* Fckl.
44. *Puccinia Chamædryos* Ces. in Kl. Herb. myc.  
n. 1991.  
*Hab.* in foliis *Teucrii Chamædryos*, a *Conegliano*, aest. 1876, stat. teleutosp. (SPEGAZZINI).
45. *Puccinia Aristolochiarum* Cda f. *A. pallidæ*.  
*Hab.* In ejusdem foliis a *Conegliano*, rarius Oct. 1876 (SPEGAZZINI).
46. *Puccinia Magnusiana* Kecke in Hedw. 1876 p. 179  
— M. V. n. 849 — *P. striola* Pass. in Rabh. F. E.  
n. 2164 — *P. arundinacea*, var. M. V. n. 381.  
*Hab.* in foliis vaginisque *Phragmitis communis* a *Padova*, Apr. 1876.
47. *Puccinia Luzulæ* Lib. — M. V. n. 854.  
*Hab.* in foliis *Luzulæ pilosæ* in sylva *Montello*, Oct. 1876, rarissime, teleut. et uredosp.  
*Obs.* Uredosporæ basidiis elongatis vage ramulosis suffultæ, obovatæ, 30-35 × 18, læves, flavæ.
48. *Puccinia Salviæ glutinosæ* Ces.  
*Obs.* I. Duas formas rite distinctas edidi in M. V. Sub n. 130 et 864 adest forma quæ cum *P. pallida* Bagnis «Le Puccinie» pag. 56 congruit. Altera sub n. 863,



in caule, congruit cum *P. hyalopode* Bagnis l. c. p. 50.

*Obs.* II. *Herculeum clariss.* C. Bagnisii opus *de Pucciniis* \*) totam hucusque adhibitam specierum delimitationem mutat ingentemque specierum Pucciniæ numerum ad perpauca decinas (51 species) reducit, quum tantum forma, colore et magnitudine sporarum, saepissime conformium, (uti clare evincitur ex optimis iconibus ab ipso auctore delineatis) innitatur. Et multa sane corrigenda aderant! Dolendum tamen quod clar. Bagnis metagenesim indubiam Hypodermearum omnino negligens atque characteribus vegetationis nullum valorem v. constantiam tribuens, multa forte, quæ natura separavit, commiscuerit. Cur potius viam ab ill. Tulasne, de Bary, Fuckel, et præcipue Schröter (*Brand- und Rostpilze Schlesiens* 1869) patefactam, correctis corrigendis, non sequutus est cl. Bagnis?

49. *Phragmidium microsorum* Sacc. M. V. n. 848. Cæspitulis minutis gregariis hypophyllis; teleutosporis oblongis cylindraceutisve, 70-90  $\approx$  25-28, 3-4-septatis, superne asperulis, vertice mucronatis, fusco-cinnamomeis, stipitibus obclavatis teleutosporas subaequantibus; uredosporis globosis muriculatis, flavis; cystidiis intermixtis uncinatis hyalinis.

*Hab.* in foliorum Rubi cæsii pag. inf. in sylva *Montello*, Sept. 1876.

*Obs.* Inter *Phragm. asperum* et *Phragm. bulbosum* medium! - *Phragmidium Tormentillæ* Fckl., statu teleutosp. legi in sylva *Montello* Sept. 1876 et edidi in M. V. n. 846.

50. *Coleosporium Rhinanthacearum* (DC.) Lév. f. *Rhinanthi minoris*.

*Hab.* in ejusdem foliis a *Conegliano*, Oct. 1876, raro (SPEGAZZINI).

51. *Coleosporium Senecionum* (Rabh.) Fckl. f. *Senecionis Doronici*.

\*) Le Puccinie, Memoria di C. Bagnis, Roma 1876 (Atti della R. Accademia dei Lincei) 1 vol. 4<sup>o</sup>, con 13 tav. col.



*Hab.* in ejusdem foliis in *M. Baldo*, Aug. 1876  
(GOIRAN).

52. *Coleosporium Petasitis* (DC.) d. By. f. *Petasitis nivei*.

*Hab.* in ejusdem foliis in montibus *Lessini*, Nov.  
1876 (GOIRAN).

53. *Cronartium Pæoniæ* Cast. - M. V. n. 878 -  
*C. asclepiadeum* var. *Pæoniæ* Lév., Kx Flandr. II. 34.

*Hab.* in pag. inf. foliorum *Pæoniæ officinalis*  
*a Conegliano* Oct. 1876. (SPEGAZZINI).

54. *Uredo gyrosa* Rehent. - Huc spectat *U. Ruborum*  
var. *epiphylla* Sacc. Mycoth. Ven. n. 118. Cfr. Fischer  
in Rabh. F. E. n. 2186 (*Epitea gyrosa*) - *Lecythea*  
*gyrosa* Lév., Cooke F. B. ed. II. n. 68 - *Uredo*  
*gyrosa* R., Fekl. F. rh. n. 2622.

55. *Uredo Quercus* Brond. - M. V. n. 880 - Vize  
F. B. n. 58 - Cooke F. B. ed. II. n. 76 - Kx  
Flandr. II. 88.

*Hab.* in pag. inf. foliorum viventium *Quercus*  
*pedunculatæ* in sylva *Montello*, Aug. 1876.

*Obs.* Verisimiliter status uredineus *Melampsoræ* cu-  
jusdam.

56. *Æcidium Behenis* DC. - M. V. n. 881 - St.  
hymen. *Uromyctis Behenis* Lév.

*Hab.* in foliis ramulisque *Silenes inflatæ a*  
*Selva, Conegliano, Padova*, Aut. 1876.

57. *Æcidium Taraxaci* Schm. et Kze - M. V. n. 882  
- St. hymen. *Puccinite variabilis* Grev.

*Hab.* in foliis *Taraxaci officinalis a Selva*,  
Aug. 1876.

58. *Æcidium Scrophulariæ* DC. - f. *Rhinanthi ma-*  
*joris*.

*Hab.* in foliis ejusdem *a Conegliano*, Majo 1876,  
raro (SPEGAZZINI).

59. *Æcidium exanthematicum* Ung. - Thüm. F.  
Austr. n. 1200.

*Hab.* in foliis *Euphorbiæ Cyparissiæ* et  
*E. dulcis a Selva, Conegliano*, Aprili 1876-1877.

60. *Æcidium Tragopogonis* - St. spermog. *Æci-*  
*dii Tragopogonis* Pers.

*Hab.* in foliis Trag. pratensis a Conegliano, æstate 1876 (SPEGAZZINI).

*Obs.* Spermata ovoidea, hyalina, 4 × 3.

61. **Æcidium Convolvuli** Sacc. M. V. n. 885 - St. spermog. *Puccinæ Convolvuli* Cast.

*Hab.* in foliis Calystegiæ sepium, Majo 1876, a Padova.

*Obs.* Æcidium non nisi folio luci objecto conspici potest. In iisdem foliis quotannis successive produciuntur *Æcidium*, *Uredo* et tandem *Puccinia*.

62. **Æcidium Cirsii** (Lasch) Sacc. - *Spharonema Cirsii* Lasch - St. spermog. *Puccinæ obtegentis* Lk.

*Hab.* in foliis Cirsii arvensis a Selva, Padova æstate 1876.

### **Phycomycetæ de Bary**

63. **Peronospora alta** Fekl. - Schröt. Schles. Pilze II. 16.

*Hab.* in pagina inferiore foliorum Plantaginis majoris a Selva et Conegliano, Aut. 1876.

64. **Peronospora Chloræ** d. By - Rabh. F. E. n. 1590.

*Hab.* in caule, foliis, pedunculisque Chloræ perfoliatae a S. Martino agri Veronens., Sept. 1876 (GOIRAN) - Cfr. Hedw. 1872. p. 181.

65. **Peronospora densa** Rabh. F. E. n. 795 - Schröt. Schles. Pilze II. 5.

*Hab.* in pag. inf. foliorum Rhinanthi minoris a Conegliano, æstate 1876 (SPEGAZZINI).

66. **Peronospora Alsinearum** Caspari - Schröt. Schles. Pilze II. 10 - M. V. n. 793 (in *Cerastio triviali*).

*Hab.* in ejusdem foliis a Padova, Iunio 1876, et in foliis *Stellariæ mediæ* a Conegliano, æstate 1876 (SPEGAZZINI).

67. **Cystopus Capparidis** d. By - Cfr. Ann. Lab. critt. Pavia, vol. I.

*Hab.* in foliis Capparidis rupestris a Montorio (Verona) æstate 1876 (GOIRAN).

68. **Hydrophora stercorea** Tode - Cooke Hndb. 1896 f. 302, an Fr.?

*Hab.* in stercore humano a Vittorio, Oct. 1875, socio *Coprotricho purpurascens* Bon.

*Obs.* Huic affinis est *Mucor racemosus* Fresen. Sporæ ovoideæ majusculæ, 15  $\approx$  6-7, granulosa, hyalina, nec minimæ ut affert Fr. Syst. Mycol. III. 314.

69. **Mucor helicostylus** Sacc. (vix *Helicostylium elegans* Cda).

*Hab.* in stercore humano et felino a Selva, Oct. 1876.

*Obs.* Totus e hyalino flavicans; hyphæ fertiles continuæ, sursum circinatae v. saltem curvæ, apice vesiculam 50-60 micr. diam. sporangio globoso flavo inclusam gerentes; sporæ ovato-oblongæ 18-20  $\approx$  10-12 raro -15, perfecte hyalinæ. - Sporangio lævi nec punctato, hyphisque apice vesiculososis ab *Helic. elegante* Cda Ic. V. f. 28 satis recedere videtur.

70. **Empusa Muscæ** (Fr.) Cohn - M. V. n. 1084 - *Sporendonema Muscæ* Fr. - *Entomophthora Muscæ* Fres. - Stat. imperfectus *Saprolegniæ feracis* Kütz.

*Hab.* in muscis domesticis, quas enecat, a Padova, Julio 1876.

71. **Synchytrium Taraxaci** d. By et Woron, Cooke F. B. n. 46.

*Hab.* in foliis Taraxaci officinalis a Conegliano, Oct. 1876 (SPEGAZZINI).

72. **Schinzia Alni** Woron. - Fckl. Symb. 74.

*Hab.* in radicibus Alni glutinosæ quæ gibboso-tuberculatae fiunt, a Selva, Padova, per annum.

73. **Protomyces macularis** (Wallr.) Fckl. Symb. 75.

*Hab.* in foliis Alismatis Plantaginis a Selva, Sept. 1876, raro.

*Obs.* Sporæ (sporangia?) in quaque foliorum cellula singulæ, initio hyalinæ, sphaericæ, 35 diam., dein subovoideæ, cinnamomeæ, nucleatae.

74. **Protomyces reticulatus** Sacc. nov. spec. Dense gregarius, plagulas foliorum arescentes occupans, pustulasque punctiformes vix elevatas fuscidulas formans; sporangiis in quaque foliorum cellula singulis, sphaericis, 25 diam. eximie asperato-reticulatis, lutescenti-fuscidulis, monosporis; sporis sphaeroideis, tunica crassius-



cula, 18-20 diam., saepe 1-2-guttatis e hyalino dilu-  
tissime fumosis.

*Hab.* in foliis *Orobi verni* amphigenus, raris-  
sime, a *Conegliano*, Majo 1876 (SPEGAZZINI).

75. **Protomyces Bizzozzerianus** Sacc. nov. spec. Mac-  
culis amphigenis subcircularibus, arescendo helvolis cre-  
bre et minutissime punctulatis; sporis immersis in qua-  
que foliorum cellula pluribus arctiuscule conglobatis, e  
sphaerico ovoideis, 10  $\approx$  10-12, laevibus, faretis, rarius  
2-guttatis, fumose hyalinis.

*Hab.* in foliis *Sagittariae sagittifoliae*, a  
*Padova*, Oct. 1876 (G. BIZZOZERO).

*Obs.* A *Prot. Sagittariae* Fekl toto caelo diversus.

76. **Protomyces xylogenus** Sacc. nov. spec. Acervulis  
endoxylis, dein (e ligni corruptione?) emergentibus,  
( $\frac{3}{4}$ -1 mill. diam.), confluentibus, dilute ochraceis, pul-  
verulentis; sporis magnis e globoso ovoideis, 40-50  
 $\approx$  40-50, raro usque 70  $\approx$  40, laevissimis, episporio  
crasso hyalino, nucleo granuloso flavo.

*Hab.* in ligno populeo prope *Mantuam*, Majo 1873  
(Com. A. MAGNAGUTI-RONDININI).

*Obs.* Species optima, cum cellulis ligneis degenera-  
tis (*Pseudo-protomyces* Gib.) ne comparanda quidem.  
A *Schinzia Alni* Woron. quoque diversissima.

## **Ascomycetae de Bary**

### PYRENO MYCETEA Fr.

#### *Erysipheae* Lév.

77. **Microsphæra Dubyi** Lév. - Kx Fl. crypt. Flandr.  
I. 379 - M. V. n. 891 - *Erysiphe abnormis* Duby p. p.  
*Hab.* in foliis *Lonicerae Caprifolii* a *Selva*,  
*Vittorio*, Oct. 1875-1876.
78. **Microsphæra comata** (Lk.) Lév. - Kx. Fl. crypt.  
Flandr. I. 379. - M. V. n. 892. - *Erysiphe comata*  
Lk. - *E. Evonymi* DC.  
*Hab.* in foliis *Evonymi europæi* a *Conegliano*,  
Oct. 1876 (SPEGAZZINI).

79. *Eurotium coriorum* Wallr. Fl. crypt. Germ. 331.

*Hab.* in corio putrescente udo a *Conegliano*, Oct. 1876 (SPEGAZZINI).

*Obs.* Perithecia minutissima globosa citrina. Asci subglobosi, octospori; sporidiis e fronte subsphæricis,  $4\frac{1}{2}$ - $5\frac{1}{2}$  diam., lævibus, dilutissime flavidis, hyalinis. Vix ab *E. repente* d. By diversum.

*Sphaeriaceæ* Fr. p. p., Ces. et D. Ntrs.

*Sect. 1 Allantosporæ* Sacc.

80. *Valsa* (*Eutypa*) *ludibunda* Sacc. M. V. n. 938-939 et 940 (*Cytispora* ejus) - *V. referciens* Sacc. Myc. Ven. 128 p. p. et M. V. n. 196-200-734 (formæ variæ) - *V. cerviculata* Erb. critt. ital. ser. II. 641, non Fr. - *Valsa lata* Sacc. Myc. Ven. 128 p. p. non Pers.

*Hab.* in ramis corticatis, in cortice duriore truncorum, immo, cortice secedente, in ligno denudato arborum fere omnium in toto agro Veneto, per annum.

*Obs.* Species maxime ludibunda: perithecia submonosticha, nunc subsparsa ad instar *Cryptosphaeriæ*, nunc in ligni superficie denigrata, densissime stipata ut vera *Eutypa*, nunc in acervulos quasi *Eutypellæ* hinc inde aggregata, initio extus albo-furfuracea; stroma modo latum nigrumque, modo tenue et vix percipiendum; ostiola plerumque brevia, rarius vero longiuscula, non tamen exserta, vertice conoideo vel obtusato, modo profunde 4-5-sulcato, modo leviter rimoso, neutiquam levi, ut *V. lata* (Pers.). A *V. referciente* Nke Pyr. germ. 137 differt præcipue stromate in cortice interiore plerumque nigrolimitato, peritheciis extus albo-furfuraceis, monostichis, sed et hæc forte ejusdem speciei formam rariorem sistit - *Valsa leprosa* (P.) Nke Pyr. 136 et *V. confluens* Nke ib. 167 verisimiliter a *V. ludibunda* specificè non differunt. *V. leprosa* perfecte congruit cum



forma quam in M. V. n. 200 edidi. Sequentes formas sedulo observavi:

1. *Juglandis regia*, quaternariaeformis; corticola, acervulis parvis gregariis; ostiolis leviter 3-4-rimosis; ascis p. s. 55-60  $\approx$  8; sporidiis 11-15  $\approx$  2 $\frac{1}{2}$ -3, luteolis.
2. *Aceris campestris* I (M. V. n. 200) ut n. 1.
3. *Aceris campestris* II: acervulis corticulis confluentibus; ost. obsolete rimosis; a. p. s. 40-42  $\approx$  6; sp. 11-13  $\approx$  2, luteolis.
4. *Aceris campestris* III: peritheciis ligno immersis v. semimmersis, stipatis, late effusis; ost. sulcatis; a. p. s. 50  $\approx$  5; sp. 9-10  $\approx$  2-2 $\frac{1}{2}$ .
5. *Aceris campestris* IV: peritheciis ligno immersis v. semimmersis, in series longitudinales parallele stipatis; ost. obsolete rimosis; a. p. s. 55-60  $\approx$  8; sp. 11-14  $\approx$  2 $\frac{1}{2}$ -3.
6. *Berberidis vulgaris*: nunc acerv. regul. valseis cortical., nunc ligno semimm. elongatis; ostiol. distincte 4-sulcatis; a. p. s. 40-50  $\approx$  6-7; sp. 10  $\approx$  2-2 $\frac{1}{2}$  luteolis.
7. *Æsculi rubrae*: acerv. vals. subregul. cortic.; ost. leviter 3-5-rimosis; a. p. s. 50-55  $\approx$  7; sp. 12-14  $\approx$  2 $\frac{1}{2}$ -3, luteolis.
8. *Salicis vitellinae*: acerv. vals. regul. cortic.; ost. 3-5 rimosis; a. p. s. 40-45  $\approx$  5 $\frac{1}{2}$ -6 $\frac{1}{2}$ ; sp. 9-11  $\approx$  2-2 $\frac{1}{4}$  luteolis.
9. *Ulmi campestris* I: acerv. vals. confluent. cortic.; ost. obsolete 2-4-rimosis; a. p. s. 50-55  $\approx$  8; sp. 12-14  $\approx$  2-3 lutescentibus.
10. *Ulmi campestris* II: perfecte ut n. 1.
11. *Ulmi campestris* III: peritheciis ligno semimmersis, stipatis, late diffusis; ost. obsolete 2-4-rimosis; a. p. s. 40-45  $\approx$  5-6; sp. 8-10  $\approx$  1 $\frac{3}{4}$ -2.
12. *Albiziae Julibrissin*: acervul. parvis vals. regul. cortic. vel elongatis ligno semimm.; ost. parvis 2-4 leviter rimos.; a. p. s. 45-50  $\approx$  6; sp. 8-10  $\approx$  2 $\frac{1}{2}$  luteolis.
13. *Platani orientalis* (M. V. n. 199): acerv. vals. cortic. subregul. v. elongatis confluent. ligno immers.;

ostiol. leviter 2-3-sulc.; a. p. s. 50  $\approx$  8; sp. 12-13  $\approx$  2 $\frac{1}{2}$ -3 luteolis.

14. *Robiniae Pseudacaciae* I. (M. V. n. 939): acerv. vals. regul. v. confluent. cortic.; ost. nitid. leviter 2-4-sulcat.; a. p. s. 50  $\approx$  7; sp. 8-10  $\approx$  2 $\frac{1}{2}$  lutesc.
15. *Robiniae Pseudacaciae* II. (M. V. n. 196): perith. ligno superficie nigrificato immersis v. semiimm. stipat., extensis; ost. leviter sulcatis; a. p. s. 50  $\approx$  6; sp. 8-11  $\approx$  2.
16. *Broussonetiae papyriferae* (M. V. 198). Adsunt duae formae similes n. 14 et 15. In utraque a. p. s. 40  $\approx$  6-7; sp. 9-10  $\approx$  1 $\frac{3}{4}$ -2 pallide lutescentes.
17. *Mori albae* (M. V. n. 197) ut n. 16: asc. p. s. 40-45  $\approx$  5-6 $\frac{1}{2}$ ; sp. 9-11  $\approx$  2-2 $\frac{1}{4}$ .
18. *Pruni domesticae*: acerv. cort. vals.; ost. 2-4-sulcat.; a. p. s. 35-40  $\approx$  7; sp. 12-14  $\approx$  2 $\frac{1}{2}$ -3 luteol.
19. *Populi nigrae* (M. V. n. 938); acerv. vals. cortic. subregul. v. confluent.; ost. 2-4-sulc.; a. p. s. 40  $\approx$  6 $\frac{1}{2}$ -7; sp. 8-10  $\approx$  1 $\frac{3}{4}$ -2 luteol.
20. *Sophorae japonicae*: acerv. vals. cortic. prominul. subregul.; ost. 2-4-sulcat.; a. p. s. 50  $\approx$  6; sp. 10-12  $\approx$  2-2 $\frac{1}{2}$ , pallide lutesc.
21. *Gleditschiae Triacanthi*: acerv. vals. cortic. subregul. protuberant.; ost. 2-4-sulc.; a. p. s. 35-40  $\approx$  6; sp. 12  $\approx$  2-2 $\frac{1}{2}$  luteol.
22. *Fraxini Orni*: acerv. cortic. vals. regul.; ostiol. 2-4 sulc.; a. p. s. 40-45  $\approx$  6; sp. 10-11  $\approx$  2-2 $\frac{1}{4}$  luteol.
23. *Sterculiae platanifoliae*: acerv. cortic. vals. confluent. vel extensis, ligno semiimmersis; a. p. s. 42  $\approx$  6; sp. 9-10  $\approx$  2-2 $\frac{1}{4}$  luteolis.
24. *Citri Limonii*: acerv. cort. vals. confl. v. ligno semiimm. extensis; ost. leviter 2-4-sulc.; a. p. s. 50-52  $\approx$  6-6 $\frac{1}{2}$ ; sp. 10-11  $\approx$  2-2 $\frac{1}{4}$  luteolis.
25. *Aceris Negundinis*: acerv. confl. cort.; ost. leviter 2-4-sulc.; a. p. s. 45-50  $\approx$  6-7; sp. 8-10  $\approx$  1 $\frac{1}{2}$ -2 $\frac{1}{2}$  pallid. lutesc.
26. *Sambuci nigrae*: acerv. cortic. vals. discretis; ost. 2-4-sulcatis; a. p. s. 45  $\approx$  7; sp. 12-13  $\approx$  2 $\frac{1}{2}$ -3 lutesc.
27. *Cydoniae vulgaris*: acerv. cortic. vals. discretis; ost.

- 2-4-exaratis; a. p. s. 40-50  $\approx$  6-7; sp. 11-12  $\approx$  2 $\frac{1}{2}$  luteolis.
28. *Crategi Oxycanthæ*: acerv. cortic. vals. discret. v. confluent.; ost. 2-4-exaratis; a. p. s. 50  $\approx$  8; sp. 12-13  $\approx$  2-2 $\frac{1}{2}$  luteol.
29. *Corni sanguineæ*: acerv. cortic. vals. discret.; ost. 2-3-sulc.; a. p. s. 40-45  $\approx$  6-7; sp. 10-12  $\approx$  2-2 $\frac{1}{4}$ , luteol.
30. *Evonymi europæi*: acerv. cortic. vals. discret. vel extensis, ligno semiimmersis; ost. 2-3-sulc.; a. p. s. 50  $\approx$  7 $\frac{1}{2}$ -8; sp. 11-14  $\approx$  2-2 $\frac{1}{2}$ , luteol.
31. *Cytisi Laburni*: acervul. cortic. vals. discret. v. confluent. extensis; ost. 2-4-sulcat. nitid.; a. p. s. 40  $\approx$  8; sp. 9-12  $\approx$  3 luteol.
32. *Pruni spinosæ*: acerv. cortic. vals. discret.; ost. 2-4-sulcatis; a. p. s. 55  $\approx$  10; sp. 12-14  $\approx$  2-3 luteol.
33. *Castaneæ vescæ* ut n. 15.
34. *Chimonanthi fragrantis* ut n. 28.
35. *Celtidis australis*: acervulis cortic. vals. confluent.; ost. 3-4-exaratis; a. p. s. 35  $\approx$  7; sp. 8-12  $\approx$  2 $\frac{1}{2}$ -3 $\frac{1}{2}$  luteol.
36. *Carpini Betuli* (M. V. n. 734) ut n. 15.
37. *Artemisiæ camphoratæ*: ut n. 49.
38. *Vitis vinifera*: acerv. cortic. vals. bullato-prominulis; ostiol. 3-4-exarat.; a. p. s. 35-40  $\approx$  7-8; sp. 8-12  $\approx$  2-3 luteol.

Ab hac eadem protea specie forte specificè non differunt meæ *V. Ailanthi* et *V. arundinacea*.

81. **Valsa** (Eutypa) **aneirina** (Somm.) Sacc. M. V. n. 735 - *Sphaeria aneirina* Somm. Lapp. 208 - *Diatype aneirina* Fr. - Erb. critt. ital. ser. II n. 144.  
*Hab.* in cortice Populi nigrae a Vittorio, Oct. 1875.  
*Obs.* Pluribus notis cum *Valsa* (Cryptosphaeria) *millepunctata* Grev. congruit. Hanc genuinam legi a Selva in ramis corticatis Populi nigrae.
82. **Valsa** (Eutypa) **leucostroma** Mtgn. Syll. 219. - M. V. n. 736.  
*Hab.* in sarmentis emortuis Smilacis Alpini in Horto botanico Patavino, Apr. 1876.

*Obs.* Acervuli corticales, prominuli, epidermide a disco pertusa cincti, quandoque confluentes, macula stromatica nigra inter acervulos varie diffusa; ostiola rotundata lævia; asci clavati, longe stipitati, p. s. 35-40  $\approx$  7-8, 8spori; sporidia disticha, 9-11  $\approx$  2-2 $\frac{3}{4}$ , botuliformia, luteola, 2guttulata.

83. **Valsa** (Eutypa) **heteracantha** Sacc. Myc. Ven. 129, t. XIV f. 35-42. Legi, præter matrices l. c. et in F. V. ser. IV p. 15 indicatas, in ramis *Coronillæ Emeri*, *Clematidis Vitalbæ*, *Evonymi europæi*, *Tiliæ europææ*, *Hederæ Helicis*, *Smilacis Alpini*. Statum ejus macroconidicum sub nomine *Graphii fasciculati* (M. V. n. 738) inter fungos inferiores describam.
84. **Valsa** (Euvalsa) **ceratophora** Tul. - Sacc. Myc. Ven. 133. Præterquam in *Quercu* et *Castanea*, legi quoque in ramis *Rhois glabræ* (M. V. n. 937 - a. 40  $\approx$  6; sp. 8-11  $\approx$  1 $\frac{3}{4}$ -2) - *Coryli Avellanæ* (a. 38-40  $\approx$  5; sp. 8-10  $\approx$  1 $\frac{1}{2}$ -2, hyalina) - *Fraxini Orni* (a. 30-35  $\approx$  5; sp. 8-10  $\approx$  1) - *Mori albæ* (a. 35  $\approx$  5; sp. 10  $\approx$  1-1 $\frac{1}{4}$ ) - *Ulmi campestris* (a. 38  $\approx$  4-5; sp. 10  $\approx$  1) - *Carpini Betuli*, *Pruni domesticæ*, *Aceris campestris*, *Alni glutinosæ*, *Photinice glabræ*, *Persicæ vulgaris*, formas inter se parum diversas - Verisimiliter hæc species est typus a quo plurimæ species originem ducunt, e. g. *V. Verrucula* Nke, *V. Vitis* Fckl., *V. fallax* Nke, *V. Rubi* Fckl., *V. Rosarum* DNtrs, *V. Schweinizii* Nke etc.
85. **Valsa** (Euvalsa) **Vitis** Fckl. - Sacc. Myc. Ven. 133 t. XIII f. 19-21 - M. V. n. 186 - Secundum cl. Cooke in *Grevillea* 1877 p. 125, hæc non est *Sphaeria Vitis* Schweiniz Syn. Fung. Carol. sed nova species, cui *Valsæ vitigeræ* nomen tribuit. Ad quod observandum est illustrem Nitschke (Cfr. Pyr. Germ. 191) duo specimina originalia Schweinizii observavisse, cum specie Fuckelii perfecte convenientia. An igitur Schweiniz duas species uno nomine confudit? Ceterum et ipse legi (*a Selva*, Sept. 1875) in ramis *Vitis Valsæ* speciem acervulis bullato-pustulatis, ostiolis sul-



catis etc. quæ notæ veram *V. Vitis* Schw. spectant ex Cooke), sed hanc sub maxime protea *Valsa ludibunda* mea locandam esse puto (Vid. p. 18 n. 38).

86. *Valsa* (Euvalsa) **Schweinizii** Nke Pyr. germ. 191  
- *Sphaeria corniculata*  $\alpha$  *salicina* A. S. Nisk. 20.

*Hab.* in ramis corticatis Salicis Capræ a Conegliano, Decem. 1876 (SPEGAZZINI).

*Obs.* Asci oblongo-clavati,  $35 \approx 6-6\frac{1}{2}$ , 8spori; sporidia disticha botuliformia,  $10-12 \approx 1\frac{1}{2}-2$ , hyalina. Affinis *Valsæ Verruculæ* Nke.

87. *Valsa* (Euvalsa) **coacta** Sacc. et Speg. Peritheciis in acervulos minutos vix elevatos, cortice interiore hinc inde nidulantes, monostiche aggregatis, globoso-depressis, ostioli cylindræis vertice rotundato lævi-que pertusis, convergentibus, disco minuto nigro, subcirculari (diam. vix  $\frac{1}{2}$  mill.) periderma circum circa arcte adhærens perforante, vix exserto; ascis clavatis  $30-35 \approx 5$ , sessilibus, aparaphysatis, 8sporis; sporidiis irregulariter distichis, botuliformibus, curvulis,  $8-10 \approx 2-2\frac{1}{4}$ , hyalinis.

*Hab.* in ramis corticatis Fici Caricæ a Susigana, Nov. 1876 (SPEGAZZINI).

*Obs.* Cum *Valsa sycina* Mtgn. Syll. 221 (quæ forte forma *Valsæ ceratophoræ* Sacc.) nullum commune habet. A *Valsa ceratophora* Tul., cui affinior, disco minuto non exserto arcte cincto, pustulis non prominulis recedit.

88. *Valsa* (Euvalsa) **Spegazziniana** Sacc. M. V. n. 749. Peritheciis hinc inde monostiche aggregatis, cortice nidulantibus epidermidemque pustulatim elevantibus, globulosis, atris; collis elongatis convergentibus in ostiola rotundata disculum subcirculare vix exsertum efficientia, desinentibus; ascis fusoides,  $40-50 \approx 7-8$ , aparaphysatis, octosporis; sporidiis distichis, botuliformibus,  $10-13 \approx 1\frac{1}{2}-2$ , 2-guttulatis, perfecte hyalinis - Perithecorum contextus laxè cellulosus, olivaceo-fuscus.

*Hab.* in ramis corticatis Evonymi europæi a Conegliano, Febr. 1876 (SPEGAZZINI).

89. *Valsa* (Euvalsa) *affinis* Nke. Fckl. Symb. myc. 199.  
*Hab.* in ramulis *Coryli Avellanæ* a: *Conegliano* Nov. 1876 (SPEGAZZINI).  
*Obs.* Asci oblongo-clavati, 18-22  $\times$  6, octospori; sporidia botuliformia, minutissima, 5-6  $\times$  1 $\frac{1}{2}$ , 2-guttulata, hyalina - A *Valsa Fuckelii* Nke, cui affinis, ascis sporidiisque conspicue minoribus recedit.
90. *Cryptovalsa Rabenhorstii* (Nke) Sacc. Myc. Ven. 135 t. XIV f. 17-20 (sensu ampl.). Sequentes formas, inter se nulla nota essentiali recedentes, observavi:
1. *Cratægi Oxyacanthæ*, corticola; asc. p. s. 80-90  $\times$  15; sp. 14-15  $\times$  3 $\frac{1}{3}$ -4, olivac.
  2. *Tamaricis gallicæ*, corticola; a. p. s. 80  $\times$  14; sp. 14  $\times$  3 $\frac{1}{2}$ , oliv.
  3. *Coryli Avellanæ*, corticola; a. p. s. 80  $\times$  15; sp. 13-14  $\times$  3, flav.
  4. *Rhois radicans* corticola; a. p. s. 70-80  $\times$  12; sp. 12-14  $\times$  3, lutesc.
  5. *Ulmi campestris*, corticola; a. p. s. 70-80  $\times$  15; sp. 15-16  $\times$  3-3 $\frac{1}{2}$ , lutesc.
  6. *Vitis viniferae*, corticola; a. p. s. 80  $\times$  14; sp. 14  $\times$  3, oliv.
  7. *Rhamni Frangulae*, corticola; a. p. s. 75  $\times$  15; sp. 15-17  $\times$  3 $\frac{1}{2}$ , lutesc.
  8. *Fagi sylvaticæ*, corticola; a. p. s. 80  $\times$  14; sp. 15  $\times$  3, lutesc.
  9. *Corni sanguineæ*, corticola; a. p. s. 70  $\times$  14; sp. 14-15  $\times$  3 $\frac{1}{2}$ , lutesc.
  10. *Carpini Betuli*, corticola; a. p. s. 70-80  $\times$  15; sp. 15-16  $\times$  3, lutesc.
  11. *Berberidis vulgaris*, corticola; a. p. s. 80  $\times$  14-15; sp. 15  $\times$  3-3 $\frac{1}{2}$ , lutesc.
  12. *Ailanthi glandulosæ*, corticola; a. p. s. 90  $\times$  18; sp. 15-16  $\times$  3 $\frac{1}{2}$ -4, oliv.
  13. *Pruni spinosæ*, corticola; a. p. s. 70  $\times$  18; sp. 14-16  $\times$  3 $\frac{1}{2}$ -4, oliv.
  14. *Mori albæ*, corticola; a. p. s. 60-70  $\times$  14; sp. 14-16  $\times$  3-3 $\frac{1}{2}$ , oliv.

15. *Robiniae Pseuducaciae*, corticola; a. p. s. 70-80  $\approx$  15; sp. 15-16  $\approx$  3, oliv.
16. *Salicis vitellinae*, corticola; a. p. s. 70-80  $\approx$  15; sp. 15-18  $\approx$  3-3 $\frac{1}{2}$ , oliv.
17. *Rosae caninae*, corticola; a. p. s. 90  $\approx$  12-14; sp. 13-14  $\approx$  3 $\frac{1}{2}$ , oliv.
18. *Populi angulatae*, corticola; a. p. s. 80-90  $\approx$  15; sp. 15  $\approx$  3 $\frac{1}{2}$ , oliv.
19. *Ribis rubri*, corticola; a. p. s. 90  $\approx$  8; sp. 15  $\approx$  3 $\frac{1}{2}$ , oliv.
20. *Rhois glabrae*, corticola; a. p. s. 80-90  $\approx$  15; sp. 14-16  $\approx$  3 $\frac{1}{2}$ -4, oliv.
21. *Fici Caricæ*, ligno immersa; a. p. s. 75  $\approx$  15; sp. 15-18  $\approx$  3 $\frac{1}{2}$ , oliv.
22. *Celtidis australis*, ligno immersa sed et corticola; a. p. s. 100  $\approx$  15-18; sp. 14-15  $\approx$  3 $\frac{1}{2}$ -4 olivacea.

*Obs.* In his omnibus formis perithecia globosa, intus, nitida, diam.  $\frac{3}{4}$  mill., nunc subsolitaria, nunc Valsæ vel Eutypæ ad instar acervata, nunc seriatim disposita, modo corticolæ, modo ligni basi insculpta, modo (sed multo rarius) omnino ligno immersa. Stroma nigrescens inter perithecia excurrens plus minus manifestum. Ostiola vertice rotundata, pertusa, lævia v. rugulosa, numquam vere sulcata. Ad formam 10 spectat verisimiliter *Sph. depressa* Mtgn. Syll. 232., Ces. DNtrs Schema. 203. Et ad formam 21 pertinet, ni fallor, *Sphaeria elevata* Bk. Curr. Linn. Trans. XXII t. 47 fig. 109 = *Eutypa elevata* Berk., Cooke Hndb. 801. Typus speciei est n. 15 (Cfr. Sacc. Myc. Ven. 135) - *Cr. Pruni* Fekl. Symb. App. I. 33. spectat sine dubio ad nostram formam n. 13, nec forte tute distinguenda est mea *Cr. arundinacea* M. V. n. 210 et F. V. Ser. IV p. 17.

91. **Cryptovalsa Nitschkii** Fekl. Symb. Myc. 212 (sensu ampl.) - Sacc. Mycol. Ven. 134, t. XIV. f. 14-16. Sequentes formas examinavi.
  1. *Cratægi Oxyacanthæ*: a p. s. 90-100  $\approx$  10; sp. 10-11  $\approx$  2, lutesc.
  2. *Coryli Arellanæ*: a, p. s. 80-90  $\approx$  7-8; sp. 9-11  $\approx$  1 $\frac{3}{4}$ -2, lutesc.

3. *Ligustri vulgaris*: a. p. s. 60-65  $\approx$  8; sp. 10  $\approx$  2, luteol.
4. *Iuglandis regia*: a. p. s. 80  $\approx$  10; sp. 10  $\approx$  1 $\frac{1}{2}$ -2, luteol.
5. *Carpini Betuli* (M. V. n. 209): a. p. s. 80-90  $\approx$  8 $\frac{1}{2}$ -9; sp. 10-11  $\approx$  2, luteol.
6. *Ulmi campestris*: a. p. s. 70-75  $\approx$  9; sp. 10  $\approx$  2, lutesc. oliv.
7. *Quercus pedunculatæ*: a. p. s. 60  $\approx$  8-10; sp. 9-11  $\approx$  2, oliv.
8. *Paliuri aculeati*: a. p. s. 50-60  $\approx$  10; sp. 10-12  $\approx$  2, oliv.
9. *Salicis vitellinæ*: a. p. s. 75-85  $\approx$  10; sp. 9-10  $\approx$  1 $\frac{1}{2}$ -2 lutesc.
10. *Salicis purpureæ*: a. p. s. 75-80  $\approx$  9-10; sp. 10-12  $\approx$  2 $\frac{1}{2}$ , oliv.
11. *Ampelopsidis hederacæ*: a. p. s. 80  $\approx$  8-9; sp. 9-10  $\approx$  2-2 $\frac{1}{4}$ , oliv.
12. *Castaneæ vescæ*: a. p. s. 70-80  $\approx$  8-9; sp. 10  $\approx$  1 $\frac{3}{4}$  2, oliv.
13. *Fraxini Orni*: a. p. s. 70  $\approx$  7-8; sp. 10  $\approx$  1 $\frac{1}{2}$ -2 lutesc.

*Obs.* Omnes hæ formæ sistunt speciem unicam, æque ac præcedentem, variabilem. Ab hac præsens præcipue differt peritheciis constanter minoribus (diam.  $\frac{1}{3}$ - $\frac{1}{2}$  mill.), ascis sporidiisque dimidio angustioribus.

An a præsentī specie rite separandæ sint *C. protracta* (Nke), *C. ampelina* (Nke) et *C. effusa* Fckl. dubitare licet.

92. **Diatrypella verruciformis** (Ehrh.) Nkr. f. **Spe-gazziniana** M. V. n. 771 - acervulis sæpius longitudinaliter seriatis; ascis clavatis, deorsum maxime attenuatis, p. s. 80  $\approx$  14, apice obtusiusculo, myriosporis; sporidiis botuliformibus, minutis, 6  $\approx$  1, curvulis ex olivaceo hyalinis.

*Hab.* in culmo putri Arundinis Donacis a Conegliano, Iunio 1876 (SPEGAZZINI).



Sect. 2. *Phæosporæ* Sacc.

93. **Hypoxylon** (*Euhypoxylon*) **luridum** Nke., Sacc. F. V. ser. IV. 22 - f. minus: acervulis constanter minoribus; a. p. s. 70-80  $\approx$  7; sporidiis octonis oblique monostichis ovoideis inaequalateralibus, 9-11  $\approx$  5-6, 2-guttulatis, fuligineis, quandoque (an ex ascis secedentibus?) muco hyalino parce involutis.

*Hab.* in ramis corticatis *Populi nigrae a Vittorio*, Oct. 1875.

94. **Hypoxylon** (*Epixylon*) **Bagnisii** Sacc. sp. nov. Acervulis subglobosis, superficialibus, basi coarctatis, superne complanato-convexis, minutis,  $2\frac{1}{2}$ - $2\frac{3}{4}$  mill. diam., atrorufis, intus nigrescentibus, stromate parco, ideoque a peritheciis fere omnino constantibus; peritheciis in quoque acervulo paucis (7-10), majusculis, diam.  $\frac{1}{2}$ - $\frac{3}{4}$  mill., verticaliter ovoideis, vertice conoideis papillatisque; ascis cylindricis fasciculatis, 90  $\approx$   $4\frac{1}{2}$ , p. s. 70 lga, stipitatis, paraphysatis, 8sporis; sporidiis monostichis, oblongo-coffeiformibus, 9-10  $\approx$  4, 2-guttatis, fuligineis.

*Hab.* in ramis corticatis fagineis a *S. Onofrio* prope Romam, socia *Quaternaria Persoonii* Tul. (C. BAGNIS).

*Obs.* Ab. *II. Botry* Nke peritheciis papillatis, ab *II. coerente* (Pers.) Fr., acervulis minoribus, atrorufis, basi coarctatis, sporidiis minoribus etc. differt.

95. **Thamnomycetes hippotrichoides** (Web.) Eherenb. - Cooke Hndb. p. 792 - Sacc. F. V. ser. V. 184.

*Obs.* In ligno putri abietino a *Selva* legi specimina perfecte fertilia. Stromata filiformia, tortuosa, plerumque indivisa, nitida, aterrima, summo apice (conidiophoro?) pallida, 6-8 cent. lga, medium versus peritheciophora. Perithecia prominentia, globosa, papillata, carbonacea. Ascii cylindrici longiuscule stipitati, apice rotundati, 80-100  $\approx$  6, p. s. 70 lga, paraphysibus veris nullis, octospori. Sporidia oblique monosticha, oblongo-fusoidea, inaequalateralia, 12-15  $\approx$  5,

2-3-guttata, fuliginea. - Conidia nondum observare contigit. A genere *Xylaria* nulla essentiali nota dif- fert, immo *X. filiformi* (A. S.) Fr. affinis.

96. **Anthostoma** (Euanth.) **Venetum** Sacc. Peritheciis laxe gregariis ligno immutato v. parum infuscato immersis, globosis, diam.  $\frac{1}{4}$  mill., aterrimis, ostiolo conoideo-truncato, ligni superficiem attingente, dein perforato; ascis cylindraceis, 120-130  $\approx$  18, breviter stipitatis, apice tunica integra crassiuscula truncatis, octosporis; sporidiis, oblique monostichis, ovato-oblongis, 30  $\approx$  12-13, utrinque obtusiusculis, crasse 1-3-nucleatis (nucleis quandoque oblique rimosis), intense fuligineis.

*Hab.* in ligno putrescente Pyri v. Mali a Conegliano, socia *Propoli versicolori* Fr. f. *lactea*, Nov. 1876 (SPEGAZZINI).

97. **Anthostomella rostrispora** (Ger.) Sacc. - *Sphaeria rostraspora* W. R. Gerard in Just bot. Jahresb. II. 302.

*Hab.* in foliis putrescentibus Castaneæ vescaë a Conegliano Nov. 1876, rarissime (SPEGAZZINI).

*Obs.* Ascii cylindrici, 91-115  $\approx$  5, octospori; sporidia monosticha, oblongo-ellipsoidea, 9-14  $\approx$  4, 2-guttulata, fuliginea, utrinque rostro curvo hyalino aucta, rostro inf. 7 lgo, superiore 5 lgo.

E brevi descriptione Gerard l. c. nostra videtur cum *S. rostraspora* convenire, sed hujus specimina nondum vidi. *S. bicalcarata* Ces. in Hedw. 1872 p. 181 peraffinis quoque videtur, sed cl. Niessl (N. u. k. Pyren. p. 9) eam ad genus *Diaporthe* ducit.

98. **Anthostomella Olearum** Sacc. et Speg. Peritheciis innatis, sparsis, epidermide tumidula et leniter nigrificata velatis, globulosis, breve papillatis, subcarbonaceis; ascis cylindricis, longiuscule attenuato-stipitatis, 130-150  $\approx$  7-9, apice tunica integra, paraphysibus filiformibus spuriiis obvallatis, octosporis; sporidiis recte monostichis, ellipsoideis, utrinque obtuse rotundatis, 12-15  $\approx$  6-7, saepe 2-guttatis, exappendiculatis, fuligineis.

*Hab.* in cortice duriore Oleæ europææ a Conegliano, Dec. 1876 (SPEGAZZINI).

*Obs.* Ab affinibus *A. Poetschii* Niessl (N. u. k. Pyr. 41), *A. umbrinella* (DNtrs.) Sacc. et *A. perfidiosa* (DNtrs.) Sacc. præcipue sporidiis exappendiculatis differt; magis accedit ad *A. clypeatam* (DNtrs.) Sacc., quæ ascis subclavatis, peritheciis distincte clypeatis satis recedere videtur.

99. **Rosellinia Sylvana** Sacc. F. V. ser. II p, 329.

*Obs.* Iterum legi in sylva Montello, Sept. 1876, hanc speciem eximiam et optime evolutam. Asci cylindræo-clavati 150  $\approx$  10-11, noduloso longiuscule stipitati, paraphysibus filiformibus obvallati, octospori; sporidia monosticha, initio cylindræa, flexa (more *Lasiosphaerie*) 25  $\approx$  5, granulosa, hyalina; dein sursum incrassata pariter hyalina, postremo ut l. c. descripsi.

100. **Rosellinia apiculata** Sacc. sp. nov. Peritheciis superficialibus, dense gregariis, carbonaceis, globosis diam.  $\frac{1}{3}$ - $1\frac{1}{2}$  mill., obtuse papillatis, rugulosis, glabris; ascis cylindræo-clavatis, deorsum attenuato-stipitatis, 70  $\approx$  8-10, p. s. 40 lga, aparaphysatis, octosporis; sporidiis distichis v. oblique monostichis, oblongo-ovoidis, 7-9  $\approx$  4- $4\frac{1}{2}$ , 1-2-guttulatis, fuliginis, basi appendicula hyalina obtusa brevi auctis - Habitus fere *R. pulveraceæ* v. *Melanommatis Pulveris pyrii*.

*Hab.* in ligno putri quercino in sylva Montello, Sept. 1876.

101. **Sordaria curvula** de Bary, Wint. d. Sord. 37 cum icone.

*Hab.* in fimo equino et vaccino a Conegliano, Nov. 1876 (SPEGAZZINI).

102. **Sordaria fimicola** (Rob.) Ces. et. DNtrs., Wint. d. Sord. 17 cum. icone.

*Hab.* in fimo equino a Conegliano, Dec. 1876 (SPEGAZZINI).

103. **Sordaria lanuginosa** (Pr.) Sacc. - *Sphaeria lanuginosa* Pr. in Linn. 1853. XXVI. 714 - *Arnium lanuginosum* Nke - *Sordaria Curreyi* Awd., Niessl.



Beitr. 42 (teste ipso) – *Sphaeria* (Sord.) *Brassicæ* Kl. – Affinis quoque *Sph. caudata* Curr. Linn. Trans. XXII. 320 t. 58 fig. 50, quæ sporidiis minoribus gaudet.

*Hab.* in lignis putrescentibus Ulmi, Sambuci, in caulibus Helianthi, Saponariæ etc. a *Selva* et *Conegliano*, aut. 1875–76 (SACC. et SPEG.)

*Obs.* Asci cylindracei, p. s. 150–160  $\times$  20–24, octospori; sporidia ovato-ellipsoidea, 40–45  $\times$  22–24, opace fuliginea, utrinque v. basi tantum hyalino-caudata.

104. **Chætomium Fieberi** Cda – Sacc. F. V. Ser. V. 173 – f. *lignicola*, *chlorina* M. V. n. 906.

*Hab.* in lignis udis a *Padova*, Octobr. 1876.

*Obs.* Pili perithecii simplices recti vel apice hamosi, asperuli, successive flavi, chlorini, olivacei, atri. Asci clavati stipitati! p. s. 35–40  $\times$  15, stipite 20 lgo, octospori; sporidia disticha limoniiformia 12  $\times$  8, olivaceo-fuliginea. – A *Chaet. pannoso* Wallr. (sec. Niessl. in F. E. n. 3026) præcipue pilis simplicibus neque refracto-ramosis differt. An ex ætate?

105. **Melanospora vervecina** (Dmz.) Fekl. Symb. 126 – *Sphaeria vervecina* Dmz. in Ann. Sc. nat. 1842 XVII p. 103, cum icone!

*Hab.* in culmo udo *Arundinis Donacis* a *Conegliano*, Dec. 1876 (SPEGAZZINI).

*Obs.* Perithecia fulvo-fuliginea, nulliuscula, rostrata, rostro apice exquisite penicillato; sporidia ovato-limoniiformia 18–22  $\times$  12–14, 1-guttulata, fuliginea.

106. **Physalospora Festucæ** (Lib.) Sacc. – *Sphaeria Festucæ* Lib. Exs. n. 246, sec. specimen ab ill. Cooke comm. – *Sphaeria sancta* Rehm et Thüm. Myc. Univ. et in Giorn. bot. ital. 1876 p. 252. – *Sphaerella Festucæ* Awd. Myc. Eur. 16 fig. 111. – Cfr. Sacc. F. V. ser. II. 309 sub *Pleosp. pyrenophoroide* Sacc.

*Hab.* in vaginis folisque *Phragmitis*, in culmis *Andropogonis* et *Scirpi Holoschæni* in agro *Tarvisino*, autumno 1874–75.

*Obs.* Ascorum fabrica cum *Pleosporeis* satis congruit. Cfr. Niessl, N. k. *Pyren.* 11.



Sect. 3. *Hyalosporæ* Sacc.

107. *Gnomonia leptostyla* (Fr.) Ces. et DNtrs Schema 232 - Rabh. F. E. n. 1943, Thüm. Myc. Univ. n. 454.

*Hab.* in foliis putrescentibus Juglandis regiae a Conegliano, Dec. 1876 (SPEGAZZINI).

*Obs.* Asci subclavati 60-70  $\approx$  12-14. aparaphysati, octospori; sporidia oblique monosticha vel disticha, curvula, 20-22  $\approx$  4, 1-septata, vel tenuiter 3-septata, 4-guttulata, hyalina.

108. *Gnomonia devexa* (Dmz.) Awd. Myc. Eur. 23 fig. 58. 126. 137 - *Plagiostoma Euphorbiae* Fckl. Symb. 118 - Oudem. F. N. n. 81 et Aanw. Myc. Nederl. 7. t. III. fig. 5 - Rabh. F. E. n. 2046.

*Hab.* in caulibus Euphorbiae dulcis putrescentibus a Selva, Apr. 1877.

*Obs.* Asci clavati, apice subtruncati lumineque 2-foveolati, p. s. 50  $\approx$  14, deorsum attenuati octospori; sporidia fusioidea curvula v. recta, medio constricta, 18-20  $\approx$  4, 4-guttulata, utrinque breviter apiculata, hyalina; peritheciolorum ostiola rectiuscula. Hæc notæ perfecte cum *Gnomonia Amygdalince* Fckl. Symb. 121 quadrant, sed et hæc lusum v. status junior *Gnom. devexæ* habenda videtur. Icon in Oud. l. c. statum profectum sistit.

109. *Hypospila quercina* Fr. - M. V. n. 912 - *Sphaeria brifons* Kze et Schm.

*Hab.* in foliis dejectis Quercus pedunculatae a Conegliano, Majo 1876 (SPEGAZZINI).

*Obs.* Secundum cl. Winter in litt. hæc species eadem est ac *Sphaeria Pustula* Pers. seu *Gnomonia Pustula* Awd. - Asci subclavati, 70-80  $\approx$  12, octospori; sporidia cylindracco-fusioidea, 20  $\approx$  4, curvula, tenuiter 3-septata, 4-guttulata, hyalina.

110. *Diaphorte* (Sclerostr.) *sulphurea* Fckl. Symb. 105 \**D. affinis* Sacc. Peritheciis corticulis, in acervulos sparsos valseos monostiche aggregatis, epidermide ele-

vata medioque fissa cinctis, globosis, nigris intus nitidis, stromate furfuraceo lutescente junctis; contextu perithecii distincte cellulari fuligineo; ostioliis cylindraceutis, vertice conoideis, peridermium parum excedentibus; ascis fusoides, 110-120  $\times$  20, apice subtruncatis lumineque coarctato v. obsolete bifoveolato, aparaphysatis, octosporis; sporidiis distichis oblongis, 25-30  $\times$  10-12, rectis curvulisve, constricto-2-septatis, 2-guttulatis, granulosis, hyalinis, initio appendiculâ cylindraceutâ hyalina utrinque auctis.

*Hab.* in ramulis Coryli Avellanæ a Conegliano, Majo 1876 (SPEGAZZINI).

*Obs.* A *D. sulphurea* Fekl. præcipue differt sporidiis utrinque rotundatis, crassioribus, stromate obscuriore, an satis?

111. **Diaporthe** (Tetrastagon) **circumscripta** Oth, Fekl. Symb. 207.

*Hab.* in ramis putrescentibus Sambuci nigræ a Conegliano, Ian. 1877 (SPEGAZZINI).

*Obs.* Quum cortex secedit, ligni superficies lineis tortuosis inscripta conspicitur. Asci fusoides, apice lumine 2-foveolato, 50-60  $\times$  8, aparaphysati, octospori; sporidia disticha cylindraceuto-fusoidea, utrinque obtusiuscule rotundata, 15  $\times$  4, constricto-1-septata, 4-guttulata, hyalina.

112. **Diaporthe** (Tetrastagon) **Coneglanensis** Sacc. et Speg. sp. nov. Peritheciis sparsis, cortici immutato immersis lineaque nigra maxime tortuosa per lignum excurrente limitatis, globosis, brevissime papillatis, nigris; ascis fusoides 50-65  $\times$  6-8, aparaphysatis, octosporis; sporidiis distichis breve fusoides utrinque obtusiusculis, 14-16  $\times$  3-4, constricto-1-septatis, 4-guttulatis, hyalinis.

*Hab.* in ramis Aesculi Hippocastani, rarius, a Conegliano, Ian. 1877 (SPEGAZZINI).

113. **Diaporthe** (Tetrastagon) **Corni** Fekl. Symb. 207.

*Hab.* in ramulis corticatis Corni albæ a Selva, Oct. 1876, raro.

114. **Diaporthe** (Euporthe) **Australis** Sacc. et Speg. sp.

nov. Peritheciis sparsis ligno subimmutato immersis v. saltem basi infossis, et tunc cortice parum mutato partim exceptis, linea nigra sinuosa per lignum excurrente limitatis, globosis; ostiolo cylindraceo vix peridermium superante; ascis fusoides, 50-60  $\approx$  7-10, paraphysatis, octosporis; sporidiis distichis v. oblique monostichis breviter fusoides, 14-16  $\approx$  3 $\frac{1}{2}$ -5, medio constrictis, 3-septatis, septis extimis tenuioribus, 4-guttulatis, hyalinis.

*Hab.* in ramis putrescentibus *Celtidis australis a Conegliano*, Ian. 1877 (SPEGAZZINI).

*Obs.* Ad sectionem *Tetrastagon* quoque vergit.

115. **Diaporthe** (Euporthe) **extorris** Sacc. sp. nov. Peritheciis cortice immutato tectis, ligno omnino v. ad medium immersis, globosis, nigris, linea stromatica nulla manifesta limitatis; ostiolo cylindraceo-conoideo, peridermium vix superante; ascis subclavatis, 80  $\approx$  12, sessilibus, apice subtruncatis lumineque bifoveolato, paraphysatis, octosporis; sporidiis distichis vel oblique monostichis, oblongo-fusoides, 16-18  $\approx$  7-8, rectis, curvulisve, utrinque obtusiusculis, medio constricto-1-septatis, 4-guttulatis, hyalinis.

*Hab.* in ramis corticatis *Chimonanthi fragrantis* Patavii, Martio 1877.

*Obs.* Hæc quoque ad *Tetrastagon* nutat.

116. **Cryptosporella** Sacc. nov. gen. Peritheciis valsi-formiter aggregatis, corticulis; ascis octosporis, paraphysatis; sporidiis ovatis v. fusoides, continuis, hyalinis. — A genere *Cryptospora* (sporidiis vermicularibus limitato) mea *Cryptosporella* facillime dignoscitur. Ad hoc idem genus quoque spectant: *C. hypodermia* (Fr.) — *C. aurea* (Fckl.) — *C. Æsculi* (Fckl.) — *C. populina* (Fckl.) — *C. sphaerostoma* (Nke, sub *Valsa*) — *C. compta* (Tul. sub *Valsa*) — *C. Daldiniana* (DNtrs. sub *Endothia*) — *C. Ehrenbergii* (Tul. sub *Valsa*) — *C. foraminula* (Pers. apud Curr. Comp. Sph. n. 131 fig. 127) — *Sphaeria Limminghii* West. Prodr. Fl. Bat. p. 47 (in Ulmo) forte eadem est ac *C. hypodermia* (Fr.) — His addenda est species nova sequens:



**Cryptosporella Veneta** Sacc. Peritheciis corticulis, hinc inde in acervulos valseos, epidermide tumidula cinctos circinato-aggregatis, globosis, intus nitidis; ostiolis longiusculis, apice incrassatis, in fasciculum vix emergentem convergentibus; ascis fusoideis aparaphysatis,  $110 \approx 20$ , octosporis; sporidiis imbricato-distichis, fusoideis rectiusculis, utrinque acutis,  $35 \approx 10$ , granuloso-guttulatis, hyalinis.

*Hab.* in ramis Populi Tremulæ a Conegliano, Iunio 1876 (SPEGAZZINI).

*Obs.* Ab affini *C. Esculi* (Fekl. sub *Cryptospora*, Symb. p. 193) differt sporidiis majoribus, ostiolisque minus exertis, crassioribusque.

*Sect. 4. Didymosporæ* Sacc.

117. **Ditopella fusispora** DNtrs. Sf. ital. n. 48 - *Cryptospora suffusa, minor, polyspora* Tul. Carp. II. 145 - *Sphaeria ditopa, polyspora* Cooke Hndb. p. 888.

*Hab.* in ramulis Alni glutinosæ a Conegliano, Dec. 1876 (SPEGAZZINI).

*Obs.* Asci oblongo-clavati, apice rotundati, subsessiles,  $80-90 \approx 16-20$ , aparaphysati, polyspori; sporidia fusoidea, rectiuscula, utrinque acutata,  $15 \approx 2\frac{1}{2}-3$ , 1-septata, non constricta, 4-guttulata, hyalina.

118. **Endothia gyrosa** (Schw.) Fekl., Sacc. Myc. Ven. 146 t. XIV. f. 63, 65.

*Obs.* Pluries legi et in Castanea. Cl. SPEGAZZINI a Conegliano in Quercu legit pulchram hujusce formam ostiolis cylindraceutis, elongatis, tortuosis, amæne crocatis summoque vertice nigris - Apud omnes formas asci cylindraceuto-clavati apice obtusati,  $35-40 \approx 7-8$ , aparaphysati, octospori; sporidia, oblongo-ovoidea vel subfusoidea,  $7-9 \approx 3$ , hyalina plasmate denique bipartito, non vere 1-septata visa.

119. **Valsaria insitiva** Ces. et DNtrs, Sacc. Mycol. Ven. 148 t. XV. f. 5, 10 - M. V. n. 238-244 - F. V. ser. IV. 20.

*Obs.* I. Præterquam in matricibus l. l. e. c. indi-



cais, legi quoque in ramis Celtidis australis, Hibisci syriaci, Chimonanthi fragrantis (cum micropycnidiis ut in ser. IV. 20. descripsi), Rhois glabræ, Amorphæ fruticosæ, Corni sanguineæ, Aceris campestris, Fraxini Orni, Sambuci nigræ, Solani Dulcamaræ.

*Obs.* II. *Valsaria donacina* (Fr.) Ces. et DNtrs, Sacc. Myc. Ven. 149, lecta est quoque a SPEGAZZINI a Conegliano, Oct. 1876. — Sporidia ellipsoidea, 15–16  $\times$  7–8. 2-guttata, fuliginea, perfecte ut in *V. insitiva* a qua hæc species vix differt.

*Obs.* III. Ad hanc speciem vulgo citatur *Sphæria insitiva* Tode Meckl. II p. 36 t. XIII fig. 108, sed hæc, meo sensu, perfecte refert *Cryptovalsam ampelinam* Nke.

120. *Didymosphæria nitidula* Sacc. sp. nov. Peritheciis sparsis, e globoso depressis,  $\frac{3}{4}$ –1 mill. diam., cortice innatis et epidermide tumidula nigrificata nitidissima, medio perforata, velatis, ostiolo subimpresso per-tuso; ascis cylindricis prælongis, p. s. 150  $\times$  10–12, breviter stipitatis apice tunica integra rotundatis, paraphysibus filiformibus guttulatis, octosporis; sporidiis oblique monostichis, oblongo-fusoides, 25–26  $\times$  10, rectis curvulisve, utrinque acutiusculis, constricto–1–septatis, granulosis, olivaceo-fuligineis.

*Hab.* in ramulis corticatis Carpini Betuli in sylva Montello, Aug. 1876.

*Obs.* Habitu perfecte cum *Clypeosphæria Notarisii* Fekl. et *Anthostomella nitidula* Sacc. convenit sed sporidia distincte constricto-bilocularia.

121. *Didymosphæria socialis* Sacc. F. V. ser. II. 324  
\**D. nobilis*: differt sporidiis longioribus, nempe 18–20  $\times$  5–6, medio distincte constrictis, 4-guttulatis v. 2-nucleatis, fuligineis.

*Hab.* in ramis corticatis Lauri nobilis a Conegliano, Oct. 1876 (SPEGAZZINI).

122. *Amphisphæria Spegazziniana* Sacc. sp. nov. Peritheciis dense gregariis, superficialibus v. basi breviter insculptis, e globoso depressis, diam.  $\frac{1}{1}$  mill.,

carbonaceis, rugulosis, brevissime et appanato-papillatis; ascis cylindraceutis breve stipitatis 80-85  $\approx$  8-9 apice membrana integra truncatis, paraphysibus filiformibus crebris obvallatis, octosporis; sporidiis distichis v. oblique monostichis, breve fusoides 15-18  $\approx$  5-5 $\frac{1}{4}$ , constricto-1-septatis granulosis, olivacco-fuscis - Habitus *Melanommatis Pulvisculæ* (Curr.)

*Hab.* in ligno decorticato putri Pyri a Conegliano, Apr. 1876 (SPEGAZZINI).

123. **Eriosphæria pomiformis** (Pers.) Sacc. - *E. raripila* Sacc. F. V. ser. II. 326 - *Sphaeria pomiformis* Pers., Plowr. S. B. n. 68 - *Melanomma pomiformis* Nke, Rehm Asc. n. 36.

*Obs.* Perithecia juvenilia globosa, conico-papillata, et pilis conidiophoris vestita ut l. c. descripsi; conidia initio, ut descripta, h. e. subglobosa 5-6  $\approx$  4-5, hyalina, sed tandem fusca 1-2-guttulata. Perithecia senio glabrescunt et sæpius, collabescendo, umbilicata fiunt, quo statu *Sph. pomiformem* sistunt. Optime ascophoram et conidiophoram legit in ligno Ulmi a Conegliano, am. SPEGAZZINI, glabrescentem et partim umbilicatam legi ipse in ligno Juglandis Patavii Ian. 1876. Etiam sporidiorum fabricâ species hæc a *Melanommate* valde distat et, si glabra, potius cum *Amphisphæria* jungenda.

- var. **minor**: peritheciis subdistantibus, minoribus, (jugiter?) papillatis; ascis cylindricis 90-8; sporidiis 12  $\approx$  5-6 $\frac{1}{2}$ , 2-guttulatis hyalinis. - In ligno populeo Patavii, Ian. 1877.

124. **Venturia chlorospora** (Ces.) Karst. Myc. Fenn. II. 189 - M. V. n. 910.

*Hab.* in foliis putrescentibus Quercuum a Conegliano, Colfosco, Majo 1876 (SPEGAZZINI).

*Obs.* Perithecia globulosa, 50 diam., laxè cellulosa pilis rigidulis aterrimis basi incrassatis, 40-50  $\approx$  4, undique, præcipue vertice, vestita. Ascii cylindraceuto-clavati, 50  $\approx$  8, paraphysibus nullis visis, octospori. Sporidia subdisticha, oblongo-ovata, 8-10  $\approx$  4-5, bilocularia vix constricta, amœne luteola.

125. *Venturia ditricha* (Fr.) Karst Myc. Fenn. II. 188  
 – *Sphæria ditricha* Fr. Syst. Myc. II. p. 515 – *Vermicularia ditricha* Fr. Summa Veget. Scandinav.  
 p. 420.

*Hab.* in pagina sup. foliorum *Betulæ albæ* prope *Conegliano*, Aug. 1876 (SPEGAZZINI).

126. *Stigmatea Robertiani* Fr. Summa 421 – M. V. n. 909.

*Hab.* in foliis adhuc vivis *Geranii Robertiani a Conegliano, Padova*, aut. 1876 (SPEG. et SACC.).

*Obs.* Peritheci contextus *minutissime* cellulosus, *nucleus albus*; asci obclavati, sessiles, 40–45  $\times$  12, *paraphysibus* spuriis obvallati, octospori; sporidia disticha oblongo-ovata, constricto–1–septata loculo superiore crassiore, 13–14  $\times$  4 $\frac{1}{2}$ , *flavo-olivascens*. – Notis cursive impressis satis a genere *Sphærella* differt.

127. *Sphærella Tyrolensis* Awd. Myc. Eur. 20 f. 94 – *S. Polypodii* a. Fekl. Symb. 162 – \**S. montellica* Sacc.; a typo differt sporidiis majoribus constrictisque.

*Hab.* in maculis rufescentibus paginæ superioris *Polypodii vulgaris* in sylva *Montello*, Oct. 1876.

*Obs.* Asci clavati, p. s. 50  $\times$  14, apice obtusati, octospori; sporidia disticha, fusioidea, 18–20  $\times$  7 $\frac{1}{4}$ –8 $\frac{1}{2}$ , recta curvulave, 1–septata, leniter constricta, 2–nucleata, v. pluriguttulata, hyalina. – *Sphæria Polypodii* Rabh., sec. Awd. l. c. ad *Leptosphaerium* spectat.

128. *Sphærella Ariadna* Sacc. sp. nov. Maculis vagis, arescendo dealbatis, linea rufa cinctis; peritheciis in macula gregariis innato-erumpentibus, globulosis, 40–50 diam., punctiformibus, ostiolo impresso pertuso; ascis obovatis, basi acutatis, apice rotundatis 20–25  $\times$  12–14, aparaphysatis, octosporis; sporidiis 2–3–stichis, cylindracco-fusioideis, 12–14  $\times$  3 $\frac{3}{4}$ –4, utrinque obtusiusculis, constricto–1–septatis, minute 4–guttulatis, hyalinis.

*Hab.* in foliis *Coronillæ Emeri* languidis, in sylva *Montello*, Oct. 1875.

*Obs.* Cum *Sphærella Emeri* Ces. in Rabh. F. E.



n. 1950 nil commune habet; potius *Sphaerellæ minoris* Karst. Fenn. II. 171 cognata.

129. *Sphaerella crassa* Awd. Myc. Eur. 7. fig. 29.

*Hab.* in pagina superiore foliorum *Populi albæ a Conegliano*, Oct. 1876 (SPEGAZZINI).

*Obs.* Asci ovato-clavati, p. s.  $65 \approx 15-16$ , aparaphysati, octospori; sporidia 2-3-sticha, oblonga,  $22-25 \approx 6-7$ , constricto-1-septata, loculo superiore crassiore, minute vage pluriguttulata, hyalina. A diagnosi Awd. l. c. recedit sporidiis paululo maioribus.

130. *Sphaerella clymenia* Sacc. sp. nova. — M. V. n. 908 — Maculis amphigenis subrotundis ochraceis v. subgriseis, fusco-cinctis; peritheciis remote sparsis e globoso lenticularibus, diam. 70-80, punctiformibus, ostiolo impresso pertusis; ascis clavulatis,  $40-50 \approx 10$ , aparaphysatis, octosporis; sporidiis distichis oblongo-clavulatis,  $14-16 \approx 3\frac{1}{2}-4$ , bilocularibus, loculo sup. leniter crassiore, ad septum subconstrictis, 4-guttulatis, hyalinis.

*Hab.* in foliis *Loniceræ Caprifolii*, socia *Phyllosticta vulgari* f. *Loniceræ* Dmz (non Auct. quæ *Leptothyrium pictum* B. Br. sistit), in sylva *Montello*, Sept. 1876.

*Obs.* *Phyllosticta* nunc citata, quæ *Sphaerellæ* spermogonium habenda est, præbet spermata oblonga,  $6-7 \approx 2\frac{1}{2}$ , 2-guttulata, hyalina.

131. *Sphaerella morphæa* Sacc. sp. nov. Peritheciis gregariis, punctiformibus e globoso lenticularibus, innato-erumpentibus,  $\frac{1}{10}$  mill. diam., ostiolo plano pertuso; peritheciis contextu laxo celluloso fuligineo; ascis clavatis, tortuosis, subsessilibus  $70 \approx 12-13$ , aparaphysatis, octosporis; sporidiis subdistichis ovato-fusoideis,  $15-20 \approx 6-7\frac{1}{2}$ , rectis curvulisve, 1-septatis, valde constrictis 4-guttulatis granulosis hyalinis.

*Hab.* in stigmatibus capsularum *Papaveris somniferi* dejectarum a *Conegliano*, Aug. 1876.

*Obs.* Cum qua specie comparari possit, ignoro.

132. *Sphaerella mediterranea* Sacc. sp. nova. Maculis vagis, arescendo candidis brunneo-cinctis; peritheciis



sparsis epidermide velatis dein erumpentibus e globoso-lenticularibus, punctiformibus,  $\frac{1}{6}$ – $\frac{1}{8}$  mill. diam., basi hyphulis vestitis, vertice obtusis, pertusis, contextu laxo parenchymatico fuligineo; ascis cylindraceutis apice rotundatis, brevissime stipitatis, 90–100  $\times$  12–14, apapophysatis, octosporis; sporidiis distichis fusoidis rectis curvulisve, 22–25  $\times$  7, 1-septatis, non constrictis, saepius 4-guttulatis, hyalinis.

*Hab.* in pag. super. foliorum languescentium Nerii Oleandri a Sermide, (Mantova), Majo 1876 (Com. A. MAGNAGUTI-RONDININI).

*Sect. 5. Phragmosporæ Sacc.*

133. **Ceriospora Dubyi** Niessl N. k. Pyr. p. 9. – *Sphaeria ceriospora* Duby in Rabh. Herb. Myc. ed. I. n. 1937 – *Sphaerella ceriospora* Awd. Mycol. Eur. p. 14 fig. 57 (mala).

*Hab.* in sarmentis Humuli Lupuli putrescentibus a Selva, Sept. 1876.

*Obs.* Ascii cylindraceuti, 110  $\times$  17, deorsum paulum attenuati, apice, lumine coarctato, crassiuscule tunicati, subtruncati, apapophysati; sporidia disticha fusoidia, curvula, 40–42  $\times$  10, grosse 2-guttata, 1-septata, non constricta, subhyalina, utrinque mucrone cuspidato hyalino, 10  $\times$  1, aucta. Perithecii contextus rufescens.

- \***Ceriospora xantha** Sacc. ut praecedens, sed ascii 150  $\times$  12; sporidia 40–42  $\times$  7–8, distincte 3-septata, 4-guttulata, flava, utrinque similiter hyalino-cuspidata; perithecii contextus lutescens.

*Hab.* in sarmentis Clematidis Vitalbae a Conegliano, Aug. 1876 (SPEGAZZINI).

*Obs.* Invito cl. Niesslio l. c., suspicor cum Awd. Ceriosporae sporidia perfecte matura 3-septata esse, ut in mea forma *xantha*.

134. **Rebentischia Massalongi** (Mtgn.) Sacc. Consp. Gen. pyr. 12 – *Sphaeria Massalongi* Mtgn. Syll. 237, Sacc. Myc. Ven. 99.

*Hab.* in cortice *Aceris campestris* a *Conegliano*, Dec. 1876 (SPEGAZZINI).

*Obs.* Sporidia clavato-pyriformia, 5-6-locularia, ad septa non v. lenissime constricta, loculis superioribus, 25-28  $\approx$  8-8 $\frac{1}{2}$ , ex olivaceo fuscis, 4-5-guttulatis, loculo infimo, 10 lgo, caudiformi obliquo, hyalino. *R. pomiformis* Karst. Fenn. II. 97 non v. vix differt.

135. *Leptosphaeria Aegira* Sacc. et Speg. nov. spec. Maculis epiphyllis arescendo cinerascentibus, vagis; peritheciis sparsis, punctiformibus, globoso-lenticularibus, vix papillatis, pertusis; ascis cylindraceis subclavatis, 75-80  $\approx$  10-12, breve crasseque stipitatis, apice rotundatis, paraphysibus filiformibus obvallatis, octosporis; sporidiis distichis, breve fusoides, 25-28  $\approx$  7, 3-septatis, loculo superiore pænultimo leniter crassiore, flavis.

*Hab.* in foliis languidis *Populi albæ* a *Conegliano*, Nov. 1876 (SPEGAZZINI).

*Obs.* Cum *Lept. Alcide* Sacc. F. V. ser. V. 176 non comparanda.

136. *Leptosphaeria Vincæ* (Fr.) Sacc. - *Sphaerella Vincæ* (Fr.) Awd. Myc. Eur. p. 10 fig. 49 (immat.) - Sacc. Myc. Ven. p. 209.

*Obs.* Iterum legi et evolutam in sylva *Montello*, Aug. 1876 - Sporidia cylindracea utrinque obtusiuscula, curvula, 15  $\approx$  4, matura tenuiter 3-septata, 4-guttulata, subhyalina.

137. *Leptosphaeria modesta* (Druz.) Awd. - *L. Cibostii* DNtrs. Micr. Dec. VII. fig. 8. - f. *Cynanchi Vincetoxici*: ascis clavatis 80-90  $\approx$  10-12, paraphysibus filiformibus obvallatis, octosporis; sporidiis distichis fusoides curvulis, 27  $\approx$  4, 4-5-septatis, loculo subintermedio crassiore, flavis.

*Hab.* in caule *Cynanchi putri* a *Conegliano*, Dec. 1876 (SPEGAZZINI).

*Obs.* A *Lept. modesta* vera videtur differre species homonyma in *Erb. critt. ital.* ser. II. n. 591, *Parmæ* lecta in caulibus *Scabiosæ Columbariæ* a cl. prof. J. PASSERINI. Hæc differt præcipue sporidiis utrinque appendiculâ hyalinâ obtusâ 4 lgâ auctis,

cæterum similiter 5-ocularibus, loculo secundo crassiore,  $35 \approx 5$ , flavis; ascis clavatis crasse stipitatis 70-80  $\approx$  14, octosporis; peritheciis erumpentibus globoso-depressis, subumbilicatis. Hæc *L. Passerinii* dicenda.

138. **Leptosphæria littoralis** Sacc. sp. nova. Peritheciis sparsis, innatis, globulosis, diam.  $\frac{1}{4}$ - $\frac{1}{3}$  mill., nigris, ostiolo brevi cylindræo, obtuso, pertuso erumpente; ascis crasse cylindræis 150-170  $\approx$  30, brevissime subnoduloso-stipitatis, apice obtusatis, paraphysibus filiformibus obvallatis, octosporis; sporidiis distichis, crasse fusoideis, 45  $\approx$  15-18, rectis curvulisve utrinque obtusiusculis, 7-8-ocularibus, ad septa constrictis, loculis transverse pluriguttulatis olivaceis.

*Hab.* in calamis Scirpi cujusdam *al Lido* prope Venetias, æstate 1875 (SPEGAZZINI).

*Obs.* Perithecii contextus laxè cellulosus fuliginèus - Species prædistincta!

139. **Leptosphæria Convallariæ** (Fckl.) Sacc. - *Pleospora Convallariæ* Fckl. Symb. 138.

*Hab.* in caule putri Convallariæ multifloræ *a Conegliano*, Junio 1876 (SPEGAZZINI).

*Obs.* Ascii cylindræo-clavati, 65-75  $\approx$  10-12, paraphysati, octospori; sporidia disticha, fusoidea, curvula, utrinque acutiuscula 25-26  $\approx$  4, 4-septata, sæpe guttulata, hyalina. Huic affinis *L. Lathyri* Sacc.

140. **Leptosphæria suffulta** (Nees) Niessl in Rabh. F. E. n. 1549 - M. V. n. 923.

*Hab.* in ramulis Melampyrorum *a Conegliano* et in sylva *Montello*, Aug. 1876 (SPEG. et SACC.).

*Obs.* Peraffinis *L. Doliolo* (Pers.) Ces. et DNtrs.

141. **Leptosphæria obesa** (Dur. et Mtgn.) Sacc. - *Sphæria obesa* Dur. et Mtgn. Fl. Alg. 526 t. 27. fig. 3!

*Hab.* in caule Eupatorii cannabini *a Conegliano*, Oct. 1876 (SPEGAZZINI).

*Obs.* Ascii mox diffuentes clavati 160  $\approx$  20, octospori; sporidia in genere maxima, fusoidea utrinque attenuata, 55-58  $\approx$  10-12, 6-8-septata, loculo intermedio longiore obeso, saturate flavo, cæteris sensim pallidioribus. Species prædistincta.

142. *Leptosphaeria Fiedlæri* (Niessl) Sacc. — *Cryptospora Fiedlæri* Niessl in Hedw. 1874 p. 42.

*Hab.* in ramulis Corni sanguineæ a Conegliano, Jul. 1876 (SPEGAZZINI).

*Obs.* Asci clavati, 100–110  $\approx$  18, deorsum attenuati, apice rotundati, paraphysibus copiosis filiformibus obvallati, octospori; sporidia oblique monosticha v. disticha, cylindraceo-fusoidea, curvula, 26–32  $\approx$  6–7 $\frac{1}{2}$ , 3–septata, ad septa constricta, chlorino-hyalina.

143. *Leptosphaeria riparia* Sacc. sp. nov. Peritheciis gregariis, punctiformibus, e globoso conoideis,  $\frac{1}{10}$  mill. diam., initio epidermide tumidula velatis dein erumpentibus; ascis clavatis, 50–60  $\approx$  14, paraphysibus filiformibus obvallatis, octosporis; sporidiis distichis, fusioideis, 28–30  $\approx$  6, curvulis, 5–6–septatis, ad septum medium leniter constrictis, 6–7–guttulatis flavo-ochraceis.

*Hab.* in calamis Iunci effusi a Selva, Sept. 1875.

*Obs.* Habitu *Lept. hydrophilæ* Sacc., fructificatione *Lept. culmicolæ* (Fr.) Karst. et *Lept. culmifragæ* (Fr.) Ces. et DNtrs affinis.

144. *Leptosphaeria fuscella* (B. et Br.) Ces. et DNtrs Schema 236 — *Sphaeria fuscella* B. et Br. Brit. fung. n. 636 t. XI fig. 20, non Sacc. Mycol. Ven. p. 96, quæ *Leptosphaeria vagabunda* Sacc. F. V. ser. II. p. 318.

*Hab.* in sarmentis putrescentibus Ruborum a Conegliano, Oct. 1876, socia *Diplodia Rubi* Fr. (SPEGAZZINI).

*Obs.* Asci cylindrici, 100  $\approx$  9–10, breve crassiuscule stipitati, octospori; sporidia oblique monosticha, ovoidea vel ellipsoidea, 15  $\approx$  9, 3–septata, ad septa tandem leniter constricta, rarissime accedente septulo uno alterove longitudinali, olivacea. — Bene convenit cum speciminibus nomine *Sphaeriæ fuscellæ* B. et Br. a cl. Niessl communicatis.

145. *Clypeosphaeria Notarisii* Fckl. Symb. 117., Sacc. Myc. Ven. 210. *Sphaeria clypeiformis* DNtrs, Erb. critt. ital. ser. I. n. 47. — f. *Castaneæ vescæ*.



*Hab.* in ramulis corticatis Castaneæ vescae  
a *Colfosco*, Sept. 1876.

*Obs.* Asci cylindracei, 100–120 × 9–10, paraphysibus filiformibus obvallati, octospori; sporidia oblique monosticha, oblongo-cylindracea, curvula, utrinque rotundata. 20–24 × 6 $\frac{1}{2}$ –7 $\frac{1}{2}$ , 3-septata, non constricta, 4-guttulata, olivaceo-fuliginea,

146. *Massaria fœdans* Fr., Fekl Symb. 152 – *M. amblyospora* Bk., Fresen. t. VII. f. 24–33. – *M. inquinans* DNtrs. in Atti congresso Milano 1844 cum icone. nec Tode – f. *faginea*.

*Hab.* in ramulis fagineis a *Conegliano*, Nov. 1876 (SPEGAZZINI).

*Obs.* Species plerumque in Ulmo occurrit, sed etiam cl. Crouan (Fl. Finist. 31) in Fago legit. – Asci clavati crassi, 150–200 × 25–30, obtuse stipitati, apice obtusati, paraphysibus copiosis filiformibus obvallati, octospori; sporidia disticha oblongo-clavata 40–45 × 18, 2-septata, ad septa leniter constricta, loculo superiore multo crassiore, 3-guttata, fuliginea, stratu mucoso obducta.

147. *Massaria Æsculi* Tul. Carp. II. 227 – Fekl. Symb. App. I. 302.

*Hab.* in ramis Æsculi Hippocastani a *Conegliano*, Iunio 1876 (SPEGAZZINI).

*Obs.* Asci clavati, paraphysati, 100–110 × 30, 5–8-spori; sporidia oblongo-clavata, 50 × 18–22, 3–4-septata, ad septa, præcipue medium, constricta, fuliginea, stratu mucoso obvoluta.

148. *Massaria Platani* Ces. in Rabh. F. E. n. 323.

*Hab.* in ramulis Platani orientalis a *Conegliano* et *Padova*, aut. 1876.

149. *Massaria inquinans* (Tode) Fr. \**M. callispora* Sacc.; peritheciis sparsis ligno basi adnatis, corticeque secedente superficialibus, globulosis,  $\frac{3}{4}$  mill. diam., aterrimis, pachydermaticis, ostiolo breve conoideo; ascis amplis, clavatis, apice rotundatis, crasse tunicatis, paraphysibus filiformibus obvallatis, octosporis; sporidiis cylindracco-oblongis, utrinque rotundatis, 80 × 21, re-

ctis, 3-septatis, non constrictis, stratu hyalino exiguo cinctis, fuliginosis, oculis guttam maximam globosam marginatam subroseam (denique subrhomboideam) foventibus.

*Hab.* in ramis *Aceris campestris*, a *Conegliano*, Iunio 1876 (SPEGAZZINI).

*Obs.* Prima fronte pro *Caryospora* habui, sed initio certe cortice tecta est. Affinior forte *M. gigaspora* Fekl. Sym. App. II. 28. fig. 7, sed et hæc probabiliter *M. inquinantis* varietas.

150. *Massaria eburnoides* Sacc. Peritheciis sparsis cortice pustulatim elevato nidulantibus, subglobosis  $\frac{1}{2}$ – $\frac{3}{4}$  mill. diam., pachydermaticis, atris, ostiolo brevissime papillato vix erumpente; ascis cylindraceutis, breve stipitatis, apice rotundatis, 120–130  $\approx$  18–20, paraphysibus filiformibus copiosis obvallatis, octosporis; sporidiis distichis, breve crasseque fusoideis, utrinque rotundatis, rectis curvulisve, 30–32  $\approx$  12–15, 3-septatis, ad septa, præcipue medium, constrictis grosse 3-guttatis, hyalinis, stratu mucoso crassiusculo obductis – Sporidiorum guttæ tandem evanescent, stratusque hyalinus obsolescit. Peritheciolorum contextus densus, minutus, ater.

*Hab.* in ramulis corticatis emortuis *Coryli Avellanæ* a *Conegliano* Iunio 1876 (SPEGAZZINI). – Præclara species.

151. *Melanomma fallax* Sacc. \*) nov. spec. Peritheciis laxe gregariis, superficialibus v. basi ligno leviter insculptis, glabris, e globoso depresso conoideis, diam.  $\frac{1}{3}$  mill., carbonaceis, aterrimis, ostiolo breve papillato; ascis clavato-cylindraceutis breve stipitatis, 100–110  $\approx$  9–10, paraphysibus filiformibus obvallatis, octosporis; sporidiis distichis v. oblique monostichis, fusoideis rectis curvulisve 20–25  $\approx$  5–7 $\frac{1}{2}$ , utrinque acutatis, 3–5-septatis, 4–6-guttulatis, hyalinis.

*Hab.* in ligno denudato quercino a *Selva*, Aug. 1875, rarius.

\*) In *Hedwigia* 1875 n. 5 (F. V. ser. III) perperam dixi *Melanomma* simplici *m* (a νομας) scribendum; nam ab ὄμμα (aspectus) originem ducit, ergo duplici *m* scribendum; nec non e genere neutro nec femineo habendum.

*Obs.* Affine *Melanommati conico* Fekl., Symb. 160, a quo præcipue ascis sporidiisque crassioribus, brevioribusque satis differt.

152. *Botryosphæria* (Lisea) *nemorosa* Sacc. sp. nova. Peritheciis erumpenti-superficialibus, in soros parvos aggregatis v. subsparsis, globulosis  $\frac{1}{8}$ – $\frac{1}{6}$  mill. diam., obtuse papillatis dein umbilicatis, atris, contextu amœne atrocyaneo laxo celluloso; ascis fusioideis, subclavatis, subsessilibus, aparaphysatis,  $70 \approx 10$ – $12$ , initio lumine apice coarctato-foveolato (Nectriæ ad instar); sporidiis octonis oblique monostichis vel distichis, breve fusioideis,  $14$ – $16 \approx 6$ – $6\frac{1}{2}$ , raro usque  $7\frac{3}{4}$ , constanter constricto-1-septatis, loculo superiore paululo crassiore, hyalino-farctis initioque minute 4-guttulatis.

*Hab.* in ramulis *Cytisi nigricantis* in sylva *Montello*, Oct. 1876, raro.

*Obs.* Diu hæsi an potius ut forma *B. pulicaris* considerarem hanc speciem; legi enim in ramulis *Gleditschiæ* formam sporidiis sæpe 1-septatis, sed intermixtis normalibus 3-septatis. Præsens tamen sporidiis jugiter didymis peritheciisque obscurioribus lævioribus satis recedere videtur. *B. Vitis* Niessl Beitr. 48 huic peraffinis videtur, sed descriptio incompleta.

153. *Botryosphæria advena* Ces. et DNtrs Schema 212 – *Dothidea advena* Ces. Erb. critt. ital. ser. I. n. 495 – *D. melanops* Tul. – *Melanops Tulasnei* Fekl. Symb. 225.

*Hab.* in ramis corticatis quercinis ad *Altichiero* (Padova) Iunio 1876, ascophora; a *Conegliano*, æst. 1876, stylosporea (SPEGAZZINI).

*Obs.* Asci magni, clavati,  $150 \approx 25$ , apice lumine leniter coarctato, breve crasse stipitati, paraphysibus filiformibus obvallati, octospori; sporidia disticha oblongo-rhombea,  $40$ – $44 \approx 15$ , guttulata, nubilosaque hyalina; stylosporæ in peritheciis distinctis fusioideo-elongatæ,  $45$ – $50 \approx 12$ , granulosæ, hyalinæ. \*)

\*) In animo est genus *Botryosphæria*, elementis nimis heterogeneis conflatum, sequenti modo distinguere. I. *Botryosphæria*: perithecii contextu rigidulo, fuliginæo-atro; sporidiis ex ovato rhomboideis hyalinis continuis (num matura septata fiant, iterum dubito). Hue *B. Bérénge-*



154. *Lophiostoma quadrinucleatum* Karst. Myc. Fenn. II. 85, Sacc. F. Ven. ser. III. p. 4. — \**L. rophaloides*: a typo (Cfr. Karst. l. c.) præcipue recedit sporidiis paulo minoribus subclavulatis, h. e. deorsum leniter attenuatis,  $22-25 \approx 6\frac{1}{2}-8$ , fuligineis; ascis clavatis  $110 \approx 12-14$ , copiose paraphysatis.

*Hab.* in ligno nigrificato Castaneæ vescæ a *Selva*, Sept. 1875.

155. *Lophiostoma excipuliforme* (Fr.) Ces. DNtrs Schema 219.

*Hab.* in cortice duriore populino v. salicino a *Conegliano*, Nov. 1876 (SPEGAZZINI).

*Obs.* Asci cylindræci apice rotundati, breviter stipitati,  $250 \approx 25-30$ , paraphysibus filiformibus obvallati, octospori; sporidia monosticha ellipsoideo-oblonga, maxima,  $68 \approx 23$ , 5-septata, non constricta, intense fuliginea, polis pellucidis. — Affine *L. Balsamiano* DNtrs.

156. *Lophiostoma perpusillum* Sacc. n. sp. Peritheciis foliicolis, gregariis, innato-erumpentibus, globoso-lenticularibus, diam.  $\frac{1}{5}$  mill., nigris, ostiolo brevi, compresso, latiusculo; ascis cylindræcis subsessilibus,  $70 \approx 8$ , paraphysibus filiformibus copiosis obvallatis, octosporis; sporidiis oblique monostichis breve fusoides rectis curvulisve,  $10 \approx 3$  nucleo bipartito, hyalinis.

*Hab.* in foliis emortuis putrescentibus *Caricum* in sylva *della Fontana* prope Mantuam, Martio 1876 (Com. A. MAGNAGUTI-RONDININI).

*Obs.* Affine *L. pusillo* Fckl. Symb. App. II. 29, sed rite distinctum.

157. *Lophiostoma* (*Schizostoma*) *Montelicum* Sacc.

*riana* DNtrs., *B. advena* Ces., *B. pustulata* Sacc. etc. — II. *Giberella*, n. g.: peritheciis contextu molliusculo amone cyaneo vel violaceo; sporidiis ex ovoideo fusoides, 3-pluriseptatis, subhyalinis. Hue *G. pulicaris* (Fr.) — III. *Lisea*, n. g.: peritheciis præcedentis; sporidiis didymis, subhyalinis. Hue *L. nemorosa* Sacc., *L. Vitis* (Niessl). — *Gibbera Winteri* Rehm Asc. n. 86. sporidiis bilocularibus subhyalinis accedit, sed peritheciis contextus atro-fuscus; an *Othia*? — *Giberella* et *Lisea* ad Hypocreaceas forte aptius ducenda sunt; *Botryosphaeria*, sic limitata, cum Sphæriaceis manebit.



sp. nov. Peritheciis sparsis, superficialibus v. basi insculptis, globosis, majusculis diam.  $\frac{3}{4}$  mill., carbonaceis, aterrimis, ostiolo compresso valido, basi sæpe coarctato ambitu truncato; ascis cylindraceutis, v. subclavatis,  $200 \times 20$ , basi nodulosa brevissime stipitatis, paraphysibus filiformibus obvallatis, octosporis; sporidiis oblique monostichis, fusoides,  $38-44 \times 12-14$ , rectis curvulisve, utrinque obtusiusculis, 1-septatis ad septum lenissime constrictis, obsolete granulosis, fuliginis.

*Hab.* in cortice duriore udo quercino in sylva *Montello*, Sept. 1876.

\***L. vicinum**: a typo præcipue differt ascis conspicue minoribus, nempe  $90-110 \times 12-14$ ; sporidiis quoque minoribus,  $30 \times 9-11$ , rarius  $20 \times 12$ , plerumque 4-guttatis nec non rarissime extra ascos tenuiter 3-septatis, pariter fuliginis.

*Hab.* in cortice duriore quercino in sylva *Montello*, Sept. 1875.

*Obs.* Species et subspecies cum generis formis mihi notis nihil commune habent.

158. **Pseudovalsa lanciformis** (Fr.) Ces. et DNtrs Schema 206 - M. V. n. 928 - *Sphaeria lanciformis* Fr. Syst. Myc. II. 362.

*Hab.* in ramulis *Betulae albae a Susigana*, Sept. 1876 (SPEGAZZINI).

*Obs.* Sporidia pulchra, octona, fusioidea,  $40-50 \times 15$ , utrinque obtusiuscula, 5-septata, grosse 6-guttata, fusca.

159. **Pseudovalsa hapalocystis** (B. et Br.) Sacc. - *Sphaeria hapalocystis* B. et Br. Mag. of. N. II. ser. II. 317 cum ic. - *Calospora hapalocystis* Nke, Fekl. Symb. 191 - f. minor.

*Hab.* in ramis corticatis *Platani orientalis a Padova*, Martio 1877.

*Obs.* Specimina mea ascis cylindraceutis  $150 \times 12$ ; sporidiis minoribus nempe  $15-18 \times 7-8$ , plerumque 3-septatis, muticis (pariter fuliginis) a typo desciscunt, sed differentiae forte e statu nondum bene evoluto v. anormali pendent.

Sect. 6. *Scolicosporæ* Sacc.

160. *Linospora Caprææ* (DC.) Fckl. Symb. 124 – *Isothea saligna* (Ehrh.) Berk., Cooke Hndb. p. 932.

*Hab.* in foliis putrescentibus Salicis caprææ a Conegliano, Aug. 1876 (SPEGAZZINI).

*Obs.* Asci cylindrici, deorsum leniter attenuati 150  $\approx$  6–7, apapophysati, octospori; sporidia filiformia rectiuscula, 100–120  $\approx$  1 $\frac{1}{2}$ –2, continua, hyalina.

161. *Linospora Carpini* Schröt. in Rabh. F. E. n. 2132 et in Hedwigia 1876 p. 119 – M. V. n. 911.

*Hab.* in foliis putrescentibus Carpini Betuli a Conegliano, Apr. 1876 (SPEGAZZINI).

*Obs.* Singulare! Hæc nobilis species eodem mense detecta est in agro Veneto a Spegazzino atque in agro Badensi a Schrötero. – Asci cylindrici, angustissimi, 70–80  $\approx$  3–4, octospori, apapophysati; sporidia filiformia tenuissima, 70  $\approx$   $\frac{1}{3}$  continua, hyalina.

162. *Linospora Magnagutiana* Sacc. n. spec. Peritheciis gregariis sparsis in maculis amplis expallentibus, epiphyllis e globoso lenticularibus, diam.  $\frac{1}{5}$  mill., aterrimis, ostiolo depresso papillato, nitidis; peritheciis contextu indistincte cellulari, carbonescente; ascis copiosissimis, fasciculatis, cylindricis deorsum attenuatis, 110–120  $\approx$  4, apapophysatis, octosporis; sporidiis filiformibus, rectiusculis, 100–110  $\approx$   $\frac{3}{4}$ , eguttulatis, continuis, hyalinis.

*Hab.* in foliis Sorbi torminalis languidis ad pag. super. in sylvula della Fontana prope Mantuam, April. 1873 (Com. A. MAGNAGUTI-RONDININI).

*Obs.* Species peritheciis stromate fere destitutis habituque proprio a cæteris facile dignoscenda.

163. *Lasiosphæria ovina* (Pers.) Ces. et DNtrs. Schema 229. – *Sphaeria ovina* Pers. Syn. fung. p. 71.

*Hab.* in ligno alneo putrescente a Conegliano, Dec. 1876 (SPEGAZZINI).

*Obs.* Pulcherrima species, rara apud nos. – Asci cylindræo-fusoidei 240–270  $\approx$  15–20, apice coarctato-

truncati, aparaphysati, octospori; sporidia 2-3-sticha vermicularia, curvata, 35-45  $\times$  5, continua, granulosa, subhyalina.

164. *Lasiosphæria minuta* Fckl. Symb. 148 - Sacc. F. V. ser. II. 317. - \**L. scleracantha*: peritheciis sparsis, superficialibus, globoso-conoideis, diam. 120-130, numquam cupularibus visis, undique setis rigidis, aterrimis, acutatis, 60-90  $\times$  3-4, vestitis; ascis clavatis, deorsum attenuatis, 110-120  $\times$  14, octosporis, aparaphysatis; sporidiis distichis v. 3-stichis cylindraceo-fusoides, curvulis, utrinque obtusiusculis, 50-52  $\times$  5, initio pluriguttulatis denique 9-10-septatis, non constrictis, hyalinis.

*Hab.* in ligno putrescente fagineo in sylvâ *Cansiglio*, Oct. 1875.

*Obs.* A typo præsertim peritheciis non collabescentibus, sporidiisque longioribus non constrictis differt.

165. *Lasiosphæria hispida* (Tode) Fckl. \**L. ambigua*: peritheciis sparsis, superficialibus, globoso-conoideis, carbonaceis, ostiolo acutiusculo, undique pilis septatis laxis basique repentibus vestitis; ascis cylindraceis, 150-170  $\times$  13-16, paraphysibus filiformibus obvallatis, octosporis; sporidiis cylindraceis, 50-70  $\times$  5-6, apicem versus ellipsoideo-incrassatis, ibique 7-8 micr. crassis, initio granulosis hyalinis, dein 6-8 septatis, dilute fuscis, parte incrassata quoque 1-3-septata.

*Hab.* in ligno quercino in s. *Montello* et in ligno fagineo in s. *Cansiglio*, aut. 1874-76.

*Obs.* An lusus *L. hispidae*? An sporidia *Lasiosphæriarum*, more *Bombardiae* (uti monuit Cl. Winter in Hedw. 1874, p. 56, f. VI), ubi perfecte matura, ovoidea fusca hyalinoque appendiculata fiunt? Huic adde quod ipse in *Rosellinia Sylvana* (Cfr. retro sub. n. 99 p. 26) sporidia initio vermicularia observavi; quod ill. Montagne in Fl. Alg. t. 27 fig. 1, tribuit *Sphæria hirsuta* sporidia ovata fusca, postremo quod plures *Sordariae* species sporidiis initio plus minus vermicularibus hyalinis gaudent (Cfr. Wint. deut. Sordar t. IX et X).



Sect. 7. *Dictyosporæ* Sacc.

166. *Teichospora seminuda* (DNtrs) Sacc. — *Sphaeria seminuda* DNtrs Micr. ital. dec. VII. n. 4, cum ic. an Pers.?, non *Trematosphaeria seminuda* Fekl. Symb. p. 162.

*Hab.* in cortice duriore quercino a *Conegliano*, April. 1876 (SPEGAZZINI).

*Obs.* Perithecia basi matrici insculpta, conoidea, carbonacea, atra; sporidia ellipsoidea,  $23 \approx 12$ , 5-septata denseque muriformia, flavo-fuliginea.

167. *Teichospora ignavis* (DNtrs) Karst. Myc. Fenn. II. 65 — *Cucurbitaria ignavis* DNtrs Sfer. ital. 61 t. 58 — *Teichospora Morthieri* Fekl. Symb. 161 (teste Karst. l. c.)

*Hab.* in ramis corticatis *Lonicerae Caprifolii* a *Conegliano*, Decembr. 1876 (SPEGAZZINI).

*Obs.* Perithecia erumpentia, subglobosa, acuteque papillata; asci cylindrici paraphysibus filiformibus obvallati,  $95-100 \approx 12$ , octospori; sporidia oblique monosticha, oblonga, utrinque rotundata  $20-22 \approx 7-8$ , 4-5-septata muriformia, ad septa, præcipue medium, constricta, flava.

168. *Teichospora patellarioides* Sacc. nov. spec. Peritheciis gregariis v. subsparsis, superficialibus, subgloboso-conoideis, diam. ca.  $\frac{1}{3}$  mill., basi applanatis vertice papillatis, tandem collabescendo patellaribus, perithecii contextu parenchymatico, molliusculo fuligineo, ima basi hyphulis brevibus subramosis fuscis cincto; ascis cylindræo-clavatis, breve subnodoso-stipitatis, apice rotundatis,  $120 \approx 16$ , paraphysibus filiformibus obvallatis, octosporis; sporidiis subdistichis, ex oblongo sub-pyriformibus, sursum crassioribus, 20-22 10-12, 3-5-septatis, muriformibusque, flavo-olivaceis.

*Hab.* in ligno decorticato dealbato *Populi nigrae* a *Migliaretto* prope Mantuam, Apr. 1875 (Com. A. MAGNAGUTI-RONDININI).

*Obs.* I. Ab affinibus *T. obtusa* Fekl et *T. po-*



*miformi* Karst. præcipue sporidiis obpyriformibus recedit.

*Obs.* II. Specimina optima *Teichosporæ trubicolæ* Fekl in ligno juglandino legit Mantuæ Com. A. MAGNAGUTI-RONDININI, Mart. 1875.

169. *Pleospora phragmospora* (Dur. et Mtgn.) Ces. in Rabh. F. E. n. 1543.

*Hab.* in foliis putrescentibus *Agaves americanæ* a *Posilippo* Iulio 1876 (Com. A. MAGNAGUTI).

*Obs.* Perithecia foliorum parenchymati fere omnino immersa, majuscula, subcarbonacea. Asci cylindræo-clavati 150  $\approx$  17-18, paraphysati, octospori. Sporidia monosticha ellipsoideo-oblonga, medio constricta utrinque rotundata, 27-28  $\approx$  16, 5-7-septata septis longitudinalibus pluriseriatis, aureo-fulva.

- f. *Yuccæ* M. V. n. 776: peritheciis minus immersis; ascis cylindræo-clavatis 130  $\approx$  14-18, octosporis; sporidiis submonostichis ovato-oblongis, 25-14, 5-7-septatis, septis longitudinalibus plerumque 1-seriatis, initio aureo-lutescentibus, guttulatis dein atrofuscis - *Pl. Agaves* DNtrs Sf. ital. n. 78 vix differt.

*Hab.* in foliis putrescentibus *Yuccæ gloriosæ* a *Conegliano*, Apr. 1876 (SPEGAZZINI).

170. *Pleospora vulgaris* Niessl N. k. Pyr. p. 27. t. IV. f. 11.

*Hab.* in caule *Eryngii campestris*, *Calaminthæ*, *Petroselinii*, nec non in foliis putrescentibus *Pruni domesticæ* in agro Tarvisino et Patavino, non raro.

171. *Pleospora media* Niessl N. k. Pyr. p. 28. t. IV. fig. 12.

*Hab.* in caulibus *Centaureæ Scabiosæ*, *Micromeriæ julianæ*, *Scabiosæ graminifoliæ* in agro Veneto, non raro.

172. *Pleospora herbarum* (Pers.) Rabh. f. *Allii* - *P. Allii* (Rabh.) Ces et DNtrs Schema 218 - *Sphaeria Allii* Rabh. Herb. Myc. ed. I. n. 838.

*Hab.* in vaginis foliisque *Allii Cæpæ* a *Vittorio e Conegliano*, aut. 1875-76.

173. **Pleospora Bardanae** Niessl N. k. Pyr. p. 18 t. IV f. 4.

*Hab.* in ramulis corticatis Platani orientalis a Conegliano, Iun. 1876 (SPEGAZZINI).

*Obs.* Perithecia epidermide velata subhemisphaerica, coriacea. Asci cylindranei, 90–100  $\times$  12, brevissime crasse stipitata, pseudoparaphysibus crassiusculis obvallati, octospori; sporidia oblique monosticha oblongo-ovata, 18  $\times$  8–10, 3-septata, ad septa leniter constricta, septis longitudinalibus 1-seriatis, mellea. – Etsi matrix tam diversa (cl. Niessl in Lappa indicat) forma haec a *Pl. Bardanae* Niessl nullo caractere differre videtur.

174. **Pleospora Anthyllidis** Awd., Niessl N. k. Pyr. p. 30 t. IV f. 13. – \***P. Meliloti** – *P. herbarum* f. *Meliloti* M. V. n. 922 – Peritheciis globoso-depressis dein umbilicatis, 250–300 diam., erumpentibus; ascis clavatis maximis, 150–40, brevissime noduloso-stipitatis, paraphysatis, octosporis; sporidiis distichis, oblongis medio constrictis, utrinque obtusiusculis, 40  $\times$  18, 9–10 crebre septatis denseque muriformibus, rufo-fuligineis.

*Hab.* in caulibus ramisque Meliloti officinalis a Conegliano, Aug. 1876.

*Obs.* Inter *P. herbarum* et *P. Anthyllidis* fere media, sed huic affinior.

175. **Thyridium Rousselianum** Sacc. et Speg. sp. nov. Stromate eutypeo, ligni, ceterum immutati, superficiem atroinquinante, extenso; peritheciis ligno immeris, sparsis, globosis,  $\frac{1}{2}$  mill. diam., nigris, ostiolo obtuse conoideo, pertuso, ligni superficiem attingente; ascis clavatis crassiuscule stipitatis, 110–130  $\times$  18–20, paraphysibus filiformibus obvallatis, octosporis; sporidiis oblongis, 22–25  $\times$  8–9, utrinque rotundatis curvulis, 5–7-septatis muriformibusque, ad septa, praecipue medium, constrictis, fuligineis.

*Hab.* in ligno Fici Caricae a Conegliano, rarissime, Oct. 1876 (SPEGAZZINI).

*Obs.* I. Haec species verisimillime congruit cum

*Sphaeria anserina* Rouss. in Ces. et DNtrs Schema p. 222, non cum homonyma Persoonii quæ, ex B. et Br. et Cooke Hndb. p. 879, est didymospora nempe *Valsaria anserina* (Pers.) Sacc. F. V. ser. IV p. 19.

Obs. II. Genera *Thyridium* Nke et *Fenestella* Tul., ut in præsentī definita, non vel vix inter se differentia, sequenti modo limitare propono: I. *Fenestella*, stromate valseo; II. *Thyridium*, stromate eutypeo, cum ceteris characteribus utroque generi communibus. Tali limitatione, generi *Fenestellæ* addendæ sunt species valseæ, jam *Thyridio* adscriptæ, sequentes: *F. vestita* (Fr.) – *F. tumida* (Pers.) – *F. rostrata* (Fckl.) – Generi autem *Thyridio*, præter speciem ante descriptam, addendum est, ut opinor, *Th. cingulatum* (Mtgn. et Fr.) seu *Sphaeria cingulata* Mtgn. et Fr. in Ann. Sc. nat. 2. I. p. 340 t. 12 fig. 3 – Sylloge p. 234, nec non huic valde affine *Th. lividum* (Fr.) seu *Sphaeria livida* Fr. S. M. II. 479, Ces. DNtrs. Schema 222 seu *Teichospora livida* Karst. Myc. Fenn. II. 68 – nec *Sph. livida* Dur. et Mtgn. Fl. Alg. t. 26 fig. 5 (sporidiis 1-septatis hyalinis, minutis).

176. **Capnodium elongatum** Bk. et Dmz., Cooke Hndb. p. 933 – M. V. n. 1098.

*Hab.* in foliis Tussilaginis Farfaræ a Connegliano, Sept. 1876 (SPEGAZZINI).

177. **Capnodium Footii** Bk. et Dmz., Cooke Hndb. p. 933 et F. B. ed. II. n. 292 – M. V. n. 1099 – *Microxyphium Footii* Harw. – Thüm. F. A n. 191.

*Hab.* in foliis coriaceis Fici, Cassines Maurocenicæ etc. in calidariis Horti Patavini, Ian. 1876.

#### *Hypocreaceæ* DNtrs.

178. **Eleutheromyces subulatus** (Tode) Fckl. Symb. Myc. 183. – *Sphaeronema subulatum* (Tode) Fr. – *Sphaeria subulata* Tode.

*Hab.* in Agaricis putrescentibus a Susigana,

Nov. 1876, socia sæpius *Isaria brachiata* (Batsch) Schm. (SPEGAZZINI).

*Obs.* Asci cylindraceo-fusoidei, fluxiles,  $50 \approx 4$ , octospori; sporidia disticha, cylindraceo-oblonga,  $5-6 \approx 1\frac{3}{4}-2\frac{1}{2}$ , hyalina, utrinque setulâ subæquilongâ tenuissimâ aucta.

179. **Nectriella Rousseliana** (Mtgn.) Sacc. - *Nectria Rousseliana* Mtgn. Syll. p. 224 - M. V. n. 687 - *Stigmatea Rousseliana* Fckl. Symb. 97.

*Hab.* in foliorum pag. inf. Buxi sempervirentis a *Selva, Padova*, aut. 1875-76.

*Obs.* I. Asci subclavati, deorsum attenuati, apice obtusati,  $60 \approx 7-8$ , aparaphysati, octospori; sporidia disticha, breve fusoidea,  $15 \approx 5$ , continua farcta, hyalina. Perithecii contextus molliusculus roseus, interdum roseo-virens.

*Obs.* II. Genus *Nectriella* Sacc., non Fckl., sistit *Nectriæ* species sporidiis absolute unicellularibus instructas, e. g. *N. Rousseliana*, *N. perpusilla* (Mtgn. Syll. p. 225) et plures exoticæ.

*Obs.* III. *Nectria Rousseliana* in Cooke F. B. ed. II. n. 478 et in Plowr. S. B. II. 8, ad *Sphaerellam Buxi* (DC.) Awd. M. E. p. 2 fig. 42 spectare mihi videtur. Observandum tamen quod et vera *S. Buxi* potius Hypocreaceis adscribenda sit; certe ejus perithecii contextus mollior, roseus, flavicans vel rufus, asci et sporidia nectriacea fingunt ferme *Nectriellam* subcutaneam. Hæc quoque frequens est a *Padova e Selva*.

180. **Nectria sanguinea** (Sibth.) Fr. S. V. S. p. 388 - Rabh. F. E. n. 1829.

† **N. laurina**: peritheciis distincte ovato-conoideis, non collabescentibus, sanguineis; ascis cylindraceis 40-6, octosporis; sporidiis oblongis, curvulis,  $14 \approx 3-3\frac{1}{2}$ , tenuiter 1-septatis, non constrictis, hyalinis.

*Hab.* in ramulis putrescentibus Lauri nobilis a *Selva*, Aug. 1875, socia *Chaetopsi stachyobola* Cda.

*Obs.* A *Sphaerostilbe coccophila* Tul. - Erb. cr. ital. ser. II. n. 542 - plurimum differt.



181. *Nectria Mantuana* Sacc. sp. nov. Peritheciis gregariis, superficialibus, e globoso depressis, vertice demum leviter umbilicatis, diam. 150 micr., rufis, undique breve sed distincte albido-pilosis, contextu laxiuscule cellulari, sordide carneo; ascis cylindraceo-clavatis, 80-90  $\approx$  7, deorsum attenuatis, apice, lumine initio 2-foveolato, obtusatis, pseudoparaphysibus filiformibus obvallatis, octosporis; sporidiis oblique monostichis v. distichis, oblongis ad medium leniter constrictis, curvulis, 12  $\approx$  3 $\frac{1}{2}$ -4, 4-guttulatis, dein 1-septatis, hyalinis.

*Hab.* in ligno decorticato populeo a *Migliaretto* (prov. di Mantova), Febr. 1873 (Com. A. MAGNAGUTI-RONDININI).

*Obs.* Peritheciis sparsis, rufis, pilosellis, nobilis hæc species statim dignoscitur.

182. *Calonectria varians* Sacc. sp. nov. Peritheciis superficialibus, plerumque circum stroma crassiusculum pallidum aggregatis, rarius, stromate fere deficienti, subsparsis e globoso conoideis v. subangulosis, aquose carneis, lævibus, ostiolo acutiusculo, denique leviter collabescentibus; peritheci contextu distincte laxo parenchymatico, roseo; ascis cylindraceo-fusoideis, 80-100  $\approx$  12-15, deorsum attenuatis, lumine apice coarctato, aparaphysatis, octosporis; sporidiis oblique monostichis vel distichis, fusoideis, 20-24  $\approx$  7, rectis curvulisve, utrinque obtusiusculis, 3-septatis, ad septa constrictis, hyalinis.

*Hab.* in ramis putrescentibus corticatis *Mori* albæ, socia *Botryosphaeria pulicari*  $\beta$  *moricola*, a *Selva* Aug. 1876.

*Obs.* Cum speciebus permultis comparavi, sed cum nulla perfecte quadrat. *C. Fuckelii* (Nke) Sacc. huic paululum accedit.

*Dothideaceæ* Nke

183. *Mazzantia Galii* (Guep.) Mtgn. Syll. 246.

*Hab.* in caulibus putrescentibus *Galii* sylvatici in sylvâ *Montello*, Sept. 1875, rarius.

184. **Euryachora Sedi** (Lk.) Fekl. Symb. myc. 220 - *Leptostroma Sedi* Lk. - *Dothidea* (Placosphaeria) *Sedi* DNtrs. Comm. Critt. ital. II. 490. n. 43.

*Hab.* in caulibus putrescentibus Sedi maximi Romæ ad turrim Cæciliæ Metellæ (C. BAGNIS).

*Obs.* Asci ovati, basi brevissime crassiuscule stipitati 20-25  $\times$  10-12, octospori, aparaphysati; sporidia oblonga, 5-6  $\times$  3, initio 2-nucleata, tandem 1-septata, loculo superiore paulo crassiore, hyalina.

- 185.? **Dothidea melanoplaca** Dmz. Exsicc. III. 91.

*Hab.* in foliis languidis Veratri nigri a Vittorio, Oct. 1875.

*Obs.* Sterilis sed stromatis structura dothideacea videtur. Cognita fructificatione, probabiliter ad *Euryachoram* v. *Phyllachoram* ducenda erit.

- 186.? **Dothidea lichenicola** Mass. Lich. crust. p. 45 fig. 81.

*Hab.* in lamina proliera Pachyosporæ viridescens Mass. (Aspiciliæ calcareæ (L.) Körb. var.) in rupibus trachiticis collium Euganei a S. Daniele (Massalongo l. c.)

*Obs.* I. Ab *Homostegia lichenum* (Somm.) Fekl. et *H. Piggotii* (B. et Br.) Sacc. prorsus diversa.

*Obs.* II. Cl. SPEGAZZINI Apr. 1876 legit a Conegliano, in caulibus Artemisiæ *Dothideam tetrasporam* B. et Br. perfecte ut forma in Cytiso (M. V. n. 646).

#### *Hysteriaceæ* Cda.

187. **Aporia herbarum** (Fr.) Duby. Hyster. p. 52. - *Hysterium herbarum* Fr.

*Hab.* in caule Silenes inflatæ in Euganeis, Mart. 1876, raro.

*Obs.* Perithecia minutissima, oblonga, applanata rimula percursa, erumpentia, nigra, membranacea. Asci clavati subsessiles, 30  $\times$  10, aparaphysati, octospori; sporidia disticha, fusoida, 8  $\times$  3, hyalina.

188. *Aylographum vagum* Dmz. Ann. Sc. nat. XIX p. 362 - *A. Hederae* Lib.. DNtrs, Pir. ister. p. 31  
*Hysterium micrographum* DNtrs. Micr. ital. dec. IV fig. III - f. *Photiniæ*.

*Hab.* in foliis dejectis *Photiniæ serrulata*  
*a Conegliano*, Nov. 1876 (SPEGAZZINI).

*Obs.* Asci oblongo-clavati, subsessiles, 23-32  $\times$  12, apapophysati, octospori; sporidia 2-3-sticha, oblonga, curvula, 15-17  $\times$  3 $\frac{1}{2}$ -4, constricto-1-septata, 4-guttulata, hyalina.

189. *Aylographum sarmentorum* DNtrs Pir. ister. p. 29 - f. *Caprifolii*.

*Hab.* in sarmentis emortuis *Lonicerae Caprifolii*  
*a Conegliano*, Nov. 1876 (SPEGAZZINI).

*Obs.* Asci obovati, 25-30  $\times$  18-21, brevissime crassiuscule stipitati, apice obtusissimo, tunicaque incrassata, apapophysati, octospori; sporidia oblonga, bilocularia, 8-10  $\times$  4, loculo superiore paulo crassiore, hyalina.

190. *Glonium interruptum* Sacc. Myc. Ven. p. 159 t. XVI f. 16-18.

*Obs.* Huc Mycoth. Ven. n. 715 (ex errore «*G. lineare*») - Ab *Gl. lineari* (Fr.) DNtrs rite diversum peritheciis brevioribus, magis tumentibus et praesertim sporidiis fere aequaliter bilocularibus, utrinque acutiusculis.

191. *Glonium lineare* (Fr.) DNtrs. f. *angustissimum*  
DNtrs - M. V. n. 948.

*Hab.* in ramis quercinis decorticatis *a Selva*,  
Oct. 1876.

*Obs.* Asci cylindracco-clavati, 80-90  $\times$  10-11, apapophysati, octospori; sporidia oblongo-obovata, 2-locularia, 12-15  $\times$  5 $\frac{1}{2}$ -6 $\frac{1}{2}$ , loculo superiore rotundato crassiore, inferiore obtuse acuminato, hyalina. - Haec forma admodum differt a *G. interrupto* Sacc., sed vix recedit a vero *G. lineari* (Fr.) DNtrs.

192. *Triblidium hysterinum* Duf., DNtrs Ister. p. 15 - *Hysterium elevatum* Pers. - \**T. rhopalascum*:  
*a* typo praecipue differt ascis clavatis, 55-90  $\times$  15-30,

(nec vere cylindræis et ita longis ut in *Grevillea* tab. 67 fig. 3) sporidiisque distichis constricto-didymis;  $28 \approx 12-15$ , 2-guttatis, fuliginæis - Paraphyses apice coalescentes fuscæque.

*Hab.* in ligno indurato Mori albæ a *Selva*, Oct. 1876, rarius.

193. **Hysterium angustatum** A. S., Cooke Hndb. n. 2284 - *H. pulicare* var. *minus* DNtrs Ister. pag. 19.

*Hab.* in sarmentis putrescentibus Ruborum a *Vittorio*, Oct. 1875.

*Obs.* I. Ob sporidia oblonga,  $16 \approx 4$ , sæpe curvula, 3-septata, ubique fuliginæa (nec utrinque pallidiora), præterea ob perithecia humiliora, læviora, ramulicolas ab *Hyst. pulicare* facile dignoscitur.

*Obs.* II. Nuper legit cl. SPEGAZZINI *Hysterium* (Gloniopsis) *minimum* Sacc. F. V. ser. IV. p. 27, in ramulis corticatis Fraxini Orni a *Conegliano*, Junio 1876 - *Hysterium pulicare* Pers. subinde lectum est in Castanea, Olea (M. V. n. 710), Populo, in agro Veneto.

*Obs.* III. Mihi persuasum habeo *Hysterium australe* Duby (F. V. ser. IV p. 26) statum immaturum esse *Hysterii grammodes* DNtrs, seu *H. Rousseii*  $\beta$  *grammodes* Duby. Statu maturo legi in iisdem truncis decorticatis Oleæ europææ in Euganeis, Martio 1876. Ejus sporidia oblongata, sæpe curvula,  $25 \approx 8$ , medio leniter constricta, 4-5-septata, septis 2-4 longit., fuliginæa.

194. **Mytilidion decipiens** (Karst.) Sacc. - *Lophium decipiens* Karst. Myc. Fenn. II. 246.

*Hab.* in ramulis Juniperi communis a *Susigana*, Nov. 1876 (SPEGAZZINI).

*Obs.* Perithecia subscaphoidea, acutiuscule carinata, minuta, atra; asci cylindræci,  $75 \approx 10-12$ , breve crassiuscule stipitati, octospori; sporidia subdisticha, oblonga, recta v. curvula,  $15-18 \approx 5$ , utrinque obtusiuscula, 3-septata, ad septa leniter constricta, lutescentia.



195. *Acrospermum compressum* Tode Meckl. I. p. 8. t. II. fig. 13.

*Hab.* in foliis dejectis putrescentibus Oleæ europææ a Conegliano, Oct. 1876 (SPEGAZZINI).

*Obs.* Asci cylindracci 130  $\approx$  5, octospori; sporidia filiformia 90-100  $\approx$   $\frac{3}{4}$ , continua, hyalina.

196. *Lophodermium juniperinum* (Fr.) DNtrs, Karst. Fenn. II. 243 - M. V. n. 950.

*Hab.* in foliis emortuis Juniperi communis a Conegliano, Oct. 1876 (SPEGAZZINI).

197. *Lophodermium Epimedii* (Ces.) Sacc. M. V. n. 949 - *Hysterium Epimedii* Ces. in Kl. herb. mycol. n. 1567.

*Hab.* in caulibus emortuis Epimedii alpini a Susigana, Aug. 1876 (SPEGAZZINI).

*Obs.* Asci clavati 80  $\approx$  8-9, paraphysisibus sursum eximie circinatis obvallati, octospori; sporidia bacillaria, 50-60  $\approx$  1 guttulata, hyalina; perithecia oblongo-lanceolata, nitidissima, nigra.

198. *Lophodermium petiolicola* Fekl. Symb. 255 - Sacc. Myc. Ven. p. 157. - \**L. echinophilum* Speg.: peritheciis, abbreviatis, subovatis, applanatis, nitidulis; ascis cylindraceo-clavatis, 110  $\approx$  6-7, octosporis; sporidiis bacillari-vermicularibus, 50  $\approx$  1-1 $\frac{1}{2}$ , curvatis, hyalinis.

*Hab.* in spinis capsularum Castaneæ putrescentium a Conegliano, Oct. 1876 (SPEGAZZINI).

199. *Hypoderma conigenum* (Fr.) Cooke Hndb. 762.

*Hab.* in squamis strobilorum Pini sylvestris putrescentibus a Susigana, Oct. 1876 (SPEGAZZINI).

*Obs.* Perithecia labiis albicantibus latiuscule hiantia, contextu tenui. Asci clavati longiuscule stipitati, 90-100  $\approx$  12-14, paraphysisibus filiformibus sursum curvatis obvallati, octospori; sporidia bacillari-fusoidea, sæpe curvula, 20-22  $\approx$  2 $\frac{1}{2}$ -3, pluriguttulata, hyalina. - *Hysterium conigenum* Fr. cl. Karsten in Myc. Fenn. II 235, ad gen. *Hysterium* trahit, sed speciem diversam procul dubio designat.

200. *Hypoderma scirpinum* Duby Hyster p. 41.

*Hab.* in calamis Scirpi lacustris prope Patavium, Junio 1876.

201. *Hypoderma virgultorum* DC. Fl. fr. V. 165 - \**H. glandicola* Speg.: peritheciis minutis, abbreviatis, nigris, nitidis; ascis clavatis 110-130  $\approx$  10-12, paraphysatis, octosporis; sporidiis stipatis, elongato-fusoideis, 25-30  $\approx$  3, 1-2-guttulatis, hyalinis.

*Hab.* in glandis quercinis putrescentibus a Conegliano, Nov. 1876 (SPEGAZZINI).

*Obs.* Speciem typum legi quoque in caulibus ramisque Vincetoxici (M. V. n. 718; spermog. n. 719), Spirææ Arunci, Vitis, Rosæ.

202. *Hypoderma Hederæ* (Mart.) DNtrs - f. *Evonymi japonici* M. V. n. 951.

*Hab.* in ejusdem foliis dejectis a Conegliano, Oct. 1876 (SPEGAZZINI).

*Obs.* Asci clavati, stipitati, 90-100  $\approx$  12-14, octospori; sporidia fusoidea, 25-28  $\approx$  3 $\frac{1}{2}$ -4, curvula, 2-nucleata, hyalina.

203. *Hysterographium Megalographa* Anzi (sub *Hysterio* Lich. Ven. n. 172 - *Megalographa hysterrina* Mass. Catagr. p. 4.

*Hab.* in ligno v. cortice duriore salicino in agro Veneto (Anzi l. c.)

*Obs.* Asci elongato-clavati, 140-160  $\approx$  25, crasse tunicati, apice rotundati, stipite sæpe tortuoso breviusculo, octospori; sporidia subdisticha, oblonga, subnavicularia, 35-38  $\approx$  12-13, utrinque obtusiuscula, 6-8-septato-muriformia, ad septa, præcipue medium, leniter constricta, flavo-fuliginea. - Ab *H. elongato* Cda (sec. specim. Notaris. e M. Cenisio) vix differt ascis paulo brevioribus, sporidiisque ad medium distinctius constrictis.

#### *Discomycetæ* Fr.

204. *Patellaria Strickeri* (Körb.) Sacc. - *Karschia Strickeri* Körb. Parerg. lichen 460 - *K. nigricans* Rehm. Asc. n. 21.

*Hab.* in ligno putrescente Carpini Betuli Patavii Ian. 1877 (BIZZOZERO).

*Obs.* Cupulæ, thallo nullo insidentes, extus atrofæ, disco aterrimæ; asci clavati 50-55  $\times$  12, paraphysibus copiosissimis arcte obvallati, octospori; sporidia subdisticha, oblonga, constricto-1-septata, 10-18  $3\frac{1}{4}$ -4, 2-4-guttulata, dilute fuliginea.

205. **Lecanidion Bagnisianum** Sacc. sp. nov. Cupulis gregariis superficialibus, thallo omnino carentibus, coriaceis, patellaribus  $\frac{1}{4}$  mill. diam., aterrimis, margine paululum elevato, obtusiusculo; ascis cylindræo-clavatis, breve crassiuscule stipitatis, 70  $\times$  12, apice rotundatis, paraphysibus sursum coalescentibus fuscisque obvallatis, octosporis; sporidiis distichis oblongo-fusoides, 12  $\times$   $4\frac{1}{2}$ , utrinque obtusiusculis, rectis, initio 4-nucleatis, dein 3-septatis, non constrictis, hyalinis.

*Hab.* in ligno denudato betulino Romæ (C. BAGNIS).

*Obs.* *Opegrapha Lecanactis* Mass., ut jam monuerat cl. Rehm in Sacc. Mycoth. Ven. n. 263, secundum quoque specimina a cl. Baglietto lecta et a cl. Anzio ad me missa perfecte convenit cum *Lecanidion atrato* (Hedw.) Rabh.

206. **Cenangium Ligustri** (Tul.) Fckl. Symb. mycol. 268.

*Hab.* in ramis Ligustri japonici emortuis a Conegliano, Oct. 1876 (SPEGAZZINI).

*Obs.* Asci cylindræo-clavati, deorsum attenuati, apice obtusati, 100-110  $\times$  18, paraphysibus filiformibus obvallati, myriospori; sporidia minutissima, botuliformia, 4  $\times$  1, hyalina.

207. **Cenangium dolosum** Sacc. et Sp. sp. nov. Cupulis sparsis corticulis, innato-erumpentibus, initio et siccis clausis, udis urceolato-apertis, fibrosis, coriaceis, duris, aterrimis  $\frac{1}{2}$ - $\frac{3}{4}$  mill. diam., ascis clavatis breve crassiuscule stipitatis, 80-100  $\times$  10-13, paraphysibus filiformibus obvallatis, octosporis; sporidiis subdistichis, biconico-fusoides 22-25  $\times$  6-7, medio constricto-1-septatis, rectis curvulisve, 4-guttulatis, hyalinis.

*Hab.* in ramulis corticatis Coryli Avellanæ a Conegliano, Dec. 1875 (SPEGAZZINI).

*Obs.* I. A *Cenangium Coryli* Cda Icon. V. t. IX. fig. 63 certe diversum.

*Obs.* II. *Cenangium Rosæ* Sacc. Myc. Ven. 160 t. XVI. f. 19-22, aptius forte ad genus *Peziculam* ducendum, prope *P. rhabarbarinam* (Bk.) Tul.

208. **Coccomyces Pini** (A. S.) Karst. Myc. Fenn. I. 254 - M. V. n. 1100 - *Phacidium Pini* (A. S.) Fr., Mycoth. Univ. n. 174.

*Hab.* in cortice ramulorum Pini sylvestris a Susigana, Sept. 1876 (SPEGAZZINI).

*Obs.* Asci cylindraceo-clavati, noduloso-stipitati, 120-130  $\approx$  15, paraphysibus filiformibus apice incrassati, obvallati, octospori; sporidia bacillari-fusoidea, 60-70  $\approx$  3-4, pluriguttulata, tortuosa, hyalina; non ut inscribitur in schedula M. V. n. 1100; quæ descriptio, ex errore, ad *Coccomycetem Juniperi* Karst. Fenn. I. 254 seu *Colpoma juniperinum* Rehm Asc. n. 272 spectat.

209. **Coccomyces coronatus** (Fr.) DNtrs in Erb. critt. ital. ser. I. n. 236. - Karst. Fenn. I. p. 256 - *Lophodermium Phacidium* DNtrs Pir. ister. p. 42 - *Phacidium coronatum* Fr. f. *Fagi* Thüm. F. Austr. n. 973.

*Hab.* in foliis dejectis fagineis in sylva Cansiglio, Oct. 1875.

*Obs.* I. Asci clavati 140  $\approx$  15-16, longe crassiuscule stipitati, apice subtruncati, paraphysibus filiformibus apice curvatis obvallati, octospori; sporidia bacillaria v. subclavulata, 4-5-nucleata, v. varie guttulata, hyalina.

*Obs.* II. *Coccomyces dentatus* (Kze et Schm.) Sacc. optime differt ascis breve stipitatis, 110  $\approx$  12, cylindraceis, paraphysibus non curvatis, sporidiis filiformibus asco paulo brevioribus, 1-1½ crassis, eguttulatis. Ejus status spermogonicus est *Leptostroma quercinum* Lasch., spermatiis bacillari-navicularibus, 9  $\approx$  1½, hyalinis - Utraque forma in foliis quercinis in sylva Montello, autumno.



210. *Phacidium Trifolii* (Bernh.) Boud., Cooke *Indb.* p. 753 – M. V. n. 721.

*Hab.* in foliis *Trifolii repentis* a *Selva*, Aug. 1875.

*Obs.* Asci oblongo-clavati,  $80 \times 15$ , brevissime stipitati, paraphysibus filiformibus crassiusculis obvallati, octospori; sporidia disticha, oblongo-ellipsoidea,  $12 \times 7-8$ , 2-guttulata, hyalina. An satis a *Ph. Medicaginis* Lib. diversum?

211. *Phacidium radians* Rob. et Dmz. *Crypt. ed. II.* n. 750, et in *Ann. Scienc. nat.* 1842, IX *Notic.* p. 26 – \**Ph. sibiricum*: cupulis sporidiis quam in typo majoribus.

*Hab.* in utraque pagina foliorum *Campanulae sibiricae* a *Conegliano*, Nov. 1876 (SPEGAZZINI).

*Obs.* Cupulae atrae erumpentes e macula atra vaga (ut *Pseudopeziza Ranunculi* (Wallr.) Fckl., Thüm. M. U. n. 518, cui peraffine; non vero ut *Phacid. Ranunculi* Dmz., Cooke *Indb.* 753 et F. B. ed. II. n. 452, quod cum *Niptera congeneri* (Ces.) DNtrs. *Discom.* p. 371 ob sporidia bilocularia convenit) – Asci cylindraceo-clavati, breve noduloso-stipitati,  $70-75 \times 10-11$ , paraphysibus crassiuscule filiformibus obvallati, octospori; sporidia disticha oblonga,  $11-13 \times 4-4\frac{1}{2}$ , utrinque obtusiuscula, 2-guttulata, hyalina. Cl. Karsten in typo observavit ascos  $40-50 \times 6$ ; sporidia  $8-10 \times 2-2\frac{1}{2}$ .

212. *Trochila Laurocerasi* (Dmz.) Fr. – M. V. n. 726 f. *Photiniæ serrulatae*.

*Hab.* in ejusdem foliis putrescentibus a *Conegliano*, Oct. 1876 (SPEGAZZINI).

*Obs.* Asci cylindracei  $60 \times 7$ , breve stipitati, paraphysati, octospori; sporidia fusioidea v. clavulata,  $8 \times 2\frac{1}{2}$ , utrinque minute 1-guttulata, hyalina.

213. *Stictis nivea* Pers. *Myc. Eur. I.* 339. Fr. *syst. myc. II.* 196. DNtrs. *Micr. ital.* Dec. I. fig. 5. – *Schmitzomia nivea* DNtrs., Niessl. *Beitr.* p. 64 t. VII. fig. 51 (cum descript. conid.) – *Propolis Pinastris* de Laer., Fckl. *Symb.* 255.

*Hab.* in acubus Pini montanæ languidis in Horto Botanico Patavino, Dec. 1876 (BIZZOZERO).

*Obs.* Vegetatio propolidea, fructificatio stictidea. Asci cylindræo-clavati apice rotundati, 120  $\approx$  15, paraphysibus nullis mihi visis; sporidia vermiculari-bacillaria, utrinque obtusiuscula, 85-95  $\approx$  3 $\frac{1}{2}$ -4, nubilosa, hyalina.

214. **Stictis Saccardoï** Rehm., M. V. n. 258, F. V. ser. V. 184. f. **Equiseti**: ascis 130  $\approx$  8; sporidiis filif. 120  $\approx$  1 - f. **Humuli**: ascis 180  $\approx$  10; sporidiis filif. 180  $\approx$  1 minutissime guttulatis - \***S. pallidula**: disco immerso pallide luteolo, subcirculari,  $\frac{1}{3}$ - $\frac{1}{2}$  mill. diam., limbo erecto candidissimo, vix crenulato cincto; ascis cylindræis subsessilibus, 150  $\approx$  9, paraphysibus filiformibus, rectiusculis, obvallatis, octosporis, jodii ope non cœrulascentibus; sporidiis filiformibus, curvulis, 120  $\approx$  2-2 $\frac{1}{2}$ , initio pluriguttulatis, dein 20-30-subcuboideo-nucleatis hyalinis.

*Hab.* f. *Equiseti* et f. *Humuli* in eorum caulibus in agro Tarvisino; f. *pallidula*, quæ forte specificè distinguenda, in ramulis emortuis Rosæ centifoliæ a Selva, Sept. 1875. Hæc a *Schizoxyli* Fckl. speciebus longius distat - Vera *St. radiata* Pers. lecta est in lignis putrescentibus a Conegliano, Oct. 1876 (SPEGAZZINI).

215. **Stictis Pupula** Fr., Wallr. Crypt. p. 444 - *Schmitzomia Pupula* Fr., Karst. Myc. Fenn. I. p. 238.

*Hab.* in ramis emortuis Rhamni cathartici a Conegliano, Nov. 1876 (SPEGAZZINI).

216. **Propolis alba** Sacc. Myc. Ven. p. 157 t. XVI fig. 1-2, an Fr. - Huc spectat forma *lactea Propolis versicoloris* (Fr.) Fckl., Rehm Asc. n. 76, Cooke F. B. ed. II. n. 463.

217. **Habrostictis rubra** Fckl. Symb. myc. p. 250.

*Hab.* in ramis corticatis Ulmi campestris, aut. 1874 et 1876, rarius.

*Obs.* Cupulæ erumpentes urceolato-patellares, sordide rubræ, margine albido-denticulatæ, excipuli contextu distincte cellulari, rubello; asci cylindrici, breve

tortuoso-stipitati, 60-70  $\times$  5, paraphysibus sursum clavulatis obvallati; octospori; sporidia fusioidea, rarius subclavulata, curvula, 14-16  $\times$  2 $\frac{1}{2}$ , hyalina,

218. **Cryptodiscus major** Sacc. sp. nova. Cupulis sparsis, discoideis,  $\frac{1}{3}$  mill. diam., initio epidermide velatis, dein erumpenti-superficialibus, carnosulis, roseis, disco convexiusculo immarginatis; ascis clavatis, breve stipitatis, 100  $\times$  16-18, paraphysibus filiformibus obvallatis, octosporis; sporidiis subdistichis fusioideis, inaequilateralibus, 22-28  $\times$  7-8, utrinque obtusiusculis, 4-cuboideo-nucleatis dein spurie 3-septatis, medio constrictis, hyalinis.

*Hab.* in ramulis emortuis Punicæ Granati a Conegliano, Oct. 1876 (SPEGAZZINI).

*Obs.* A *Cr. Cesatii* Mtgn. Hedw. I. 102 t. XIV fig. F. differt cupulis conspicue majoribus, ascis sporidiisque quoque paulo majoribus.

219. **Ascomyces aureus** (Pers.) Magn. Hedw. 1875 p. 2 - *Taphrina aurea* (Pers.) Tul., Magn. Hedw. 1875 p. 97 cum icone, Rehm. Asc. n. 273. - *Exoascus Populi* Thüm. Myc. Univ. n. 80 et in Hedw. 1874 p. 98-149.

*Hab.* in pag. inf. foliorum vigentium Populi nigræ, quæ hinc inde excavata fiunt, a Conegliano, Majo 1876 (SPEGAZZINI).

- 220 **Exoascus deformans** (Bk.) Fckl. Symb. p. 252 - *Ascomyces deformans* Bk. Outl. p. 376. - *Taphrina deformans* Tul. Ann. Sc. nat. 1866.

*Hab.* in foliis Persicæ vulgaris quæ proinde contorto-bullosa fiunt, a Padova, Majo 1876.

221. **Exoascus bullatus** (Bk.) Fckl. Symb. Myc. App. II. 49 - Thüm. F. A. n. 972 - *Ascomyces bullatus* Bk. Introd. Crypt. Bot. p. 284.

*Hab.* in foliis Piri communis, quæ excavato-bullosa hinc inde fiunt, a Selva, Padova, æstate.

222. **Calloria succinella** Sacc. nov. spec. Cupulis sparsis, superficialibus applanato-patellatis, margine vix prominulo, minutissimis,  $\frac{1}{6}$ - $\frac{1}{8}$  mill. diam., e hyalino dilutissime succineis; ascis cylindracco-clavatis, apice subtruncatis, 45-50  $\times$  6, basi brevissime noduloso sti-



pitatis, paraphysibus filiformibus sursum vix incrassatis obvallatis, octosporis; sporidiis laxè distichis, cylindraceis, rarius subclavulatis,  $6 \approx 2$ , utrinque 1-guttulatis, hyalinis.

*Hab.* in culmis putrescentibus Zeæ Maydis, Dec. 1876 a *Pianzano* (SPEGAZZINI).

*Obs.* I. Inter *C. fusarioidem* (Bk.) Tul. et *C. diaphanam* Rehm. Asc. n. 210 fere media.

*Obs.* II. *Calloriam vinosam* (A. S.) Fr. genuinam legi in sarmentis *Menispermi canadensis* a *Padova*, Jul. 1876, ejusque asci cylindracei  $35 \approx 5$ , paraphysibus filiformibus sursum lenissime incrassatis obvallati, octospori; sporidia acicularia, sæpe curvula,  $13-14 \approx \frac{2}{4}-1$ , hyalina. Species homonyma in Sacc. F. Ven. ser. IV p. 30 ad formam deminutam *Habrostictis rubræ* Fekl. spectat.

223. *Calloria? miniata* (Batsch sub *Peziza*, Elench. II. p. 207 fig. 144).

*Hab.* in ligno fagineo putri in *Cadore*, æstate 1874 (VENZO), et a *Conegliano*, Apr. 1876 (SPEGAZZINI).

*Obs.* Cupulæ obconicæ, v. brevissime stipitatae, rubræ dein pallide succineæ, subcartilagineæ, margine pellucido-plicatæ. Nucleus sterilis. An huc quoque *P. hæmatites* Wallr., *Calloria rubella* Fekl., nec non *Pezizella rubella* Fekl.?

224. *Calloria leucostigmoides* Sacc. nov. spec. Cupulis superficialibus, sparsis, scutellaribus, sessilibus, minutissimis  $\frac{1}{3}-\frac{1}{4}$  mill., dilute chlorino-flavis, diaphanis, lævissimis, glabris, jugiter (et in sicco) apertis; ascis clavulatis,  $30-3\frac{1}{2}-4$ , aparaphysatis, octosporis; sporidiis (immaturis?) cylindraceis, curvulis, minutissimis,  $4-5 \approx \frac{3}{4}$ , hyalinis.

*Hab.* in caulibus herbarum majorum in sylva *Montello*, non raro, autumno 1875-1876.

225. *Calloria vulgaris* (Fr.) Sacc. *Peziza vulgaris* Fr., Kk. Fl. crypt. Flandr. I. p. 480 - *P. albella* With.

*Hab.* in ramis ulmeis sub cortice secedente a *Conegliano*, aut. 1876 (SPEGAZZINI).

*Obs.* Asci cylindraceo-clavati,  $50 \approx 7$ , paraphysi-



bus filiformibus obvallati, octospori; sporidia disticha cylindræa, v. clavulata (immatura visa).

226. **Calloria Antenorea** Sacc. nov. spec. Cupulis sparsis, superficialibus, sessilibus, plano-scutellaribus, minutis,  $\frac{1}{5}$ – $\frac{1}{8}$  mill. diam., margine depresso obtusiusculo, pallide flavis, subdiaphanis; ascis cylindræis, deorsum attenuatis, apice rotundatis,  $50$ – $60 \times 8$ , paraphysibus filiformibus obvallatis, octosporis; sporidiis distichis cylindræis utrinque rotundatis, curvulis,  $10$ – $11 \times 2$ – $3$ , minute  $2$ – $3$ -guttulatis, hyalinis.

*Hab.* in ligno v. cortice interiore *Laurocerasi a Padova*, Martio 1877 (BIZZOZERO).

*Obs.* A *Call. chryso-stigmatæ* et *C. xanthostigmatæ* ascis sporidiisque diversa.

227. **Micropeziza** (*Pyrenopeziza*) **rufula** Sacc. sp. nov. cupulis superficialibus sparsis, patellari-scutellatis, sessilibus, minutissimis,  $\frac{1}{4}$ – $\frac{1}{5}$  mill. diam., margine crassiusculo, lævibus, glabris, tenacellis, rufis extus obscurioribus; ascis cylindræis deorsum parum attenuatis,  $45 \times 4$ , paraphysibus filiformibus obvallatis, octosporis; sporidiis oblique monostichis v. distichis, cylindræis, curvulis,  $7$ – $9 \times 1\frac{1}{2}$ , hyalinis.

*Hab.* in culmis putrescentibus graminum in sylva *Montello*, Aug. 1876.

*Obs.* Similis *Micropezizæ Poæ* Fckl. et *M. Puncto* Rehm, a quibus exiguitate et colore cupulæ non colabentis nec margine crispæ dignoscitur.

228. **Pyrenopeziza Chailletii** (Pers.) Fckl. Symb. myc. p. 294.

*Hab.* in caulibus putrescentibus *Fæniculi dulcis a Conegliano*, Oct. 1876 (SPEGAZZINI).

*Obs.* Cupulæ erumpentes initio et siccæ clausæ, sphærioidæ, tandem et udæ apertæ extus atræ rugosæ, disco margineque subcrenulato pallidioribus, asci clavati, apice acutati, parce paraphysati, octospori; sporidia cylindræa, subinæquilateralia,  $14$ – $18 \times 3$ – $4$ , utrinque  $1$ -guttulata, hyalina – Ab *Heterosphaeria Patella* Fr. et *Heteropatella lacera* Fckl. bene diversa.

229. *Pyrenopeziza foliicola* (Karst.) Sacc. M. V. n. 957  
*Mollisia foliicola* Karst. Fenn. I. p. 201.

*Hab.* in foliis putrescentibus *Quercus pedunculatae a Conegliano*, Majo 1876 (SPEGAZZINI).

*Obs.* Asci clavato-oblongi, 20–25  $\approx$  5, paraphysati, octospori; sporidia fusoidea, 7–8  $\approx$  1 $\frac{1}{2}$ –2, hyalina – Verisimiliter huc spectat *Peziza Rabenhorstii* Awd. in Herb. mycol. n. 222, DNtrs Prof. Discom. in Comm. critt. ital. I p. 368 – *P. Massoniana* DNtrs olim, Tassi Fl. Sen. p. 61., sed specimina authentica non vidi.

230. *Tapesia fusca* (Pers.) Fekl. Symb. p. 302, Rehm. Asc. n. 153 – *Peziza fusca* Pers., Phillips Helv. brit. n. 77.

*Hab.* in lignis putrescentibus *a Selva, Cansiglio, Padova*, aut. 1875–76.

*Obs.* Huic affinis est *Niptera Riccia* Sacc., quae differt subiculi defectu et cupulis plerumque magis stellato-sinuosis; an tamen rite distincta?

231. *Tapesia varicolor* (Fr.) Fekl. var. *fusco-umbrina* Fr., Fekl. Symb. p. 302.

*Hab.* ad lignum populinum *a Selva*, Novembr. 1873 et *Padova* Dec. 1876.

*Obs.* Cum cupulis adest status conidiophorus: *Tricholeconium fuscum* Cda. I c. V t. II f. 20. Acervuli in tapetum plus minus late effusi, pallide ochracei, velutini; hyphæ ascendentes, septatae, fuscae, eximie sinuosae, intricatae, sursum subhyalinæ, asperulae; conidia ad basim hypharum copiosissima, cylindrica, recta, hyalina, 6–7  $\approx$   $\frac{3}{4}$ , in sterigmatibus filiformibus, continuis, subhyalinis, 20  $\approx$   $\frac{3}{4}$ , acrogena. – Cupulae scutellares, sessiles, plerumque tapeto conidiophoro insidentes, extus fusco-griseae villosulae, praesertim ad marginem pilis simplicibus, septatis, fuliginosis 120–130  $\approx$  3 sursum asperulis, pallidis (hyphis analogis) ornatae, disco flavido; asci cylindraceo-clavati, 70  $\approx$  6–6 $\frac{1}{2}$ , p. s. 50 lga, paraphysibus (spuriis?) filiformibus obvallati, octospori; sporidia disticha, fusoidea, curvula, 8–10  $\approx$  1 $\frac{1}{2}$ –2, nucleo medio bipartito, ideoque spurie 1-septata, hyalina.

232. *Belonidium auratum* (Fekl.) Sacc. - *Arachnopeziza aurata* Fekl. symb. myc. 304 - Cooke, Grevillea t. 51 fig. 252.

*Hab.* in lignis quercinis udis putrescentibus a *Selva, Bavaria*, Aug. Sept. 1875-1876, rarius.

*Obs.* Asci clavati, deorsum attenuati,  $110 \approx 10$ , paraphysibus filiformibus obvallati, octospori; sporidia bacillaria, curvula,  $45-50 \approx 2\frac{1}{2}$ , pluriguttulata, hyalina.

233. *Lachnella barbata* Fr. - \**L. rhodophæa*: habitu et colore extus *L. barbatae*, sed disco non albido sed amœne roseo; ascis cylindraceo-clavatis,  $90 \approx 5$ , octosporis; sporidiis cylindraceis curvulis, utrinque obtusiusculis,  $12-13 \approx 3$ , hyalinis.

*Hab.* in lignis putrescentibus Ulmi etc. a *Conegliano, Selva*, aut. 1876.

*Obs.* Ad *Lachn. flammeam* (A. S.) Fr. quoque vergit, sed extus non rufa.

234. *Lachnella brunneola* (Dmz. sub *Peziza*) Sacc. - *Lachnum brunneolum* Karst. Fenn. I. 180 - *Pez. brunneola* Desm. Ann. Sc. nat. ser. II. vol. XVII. p. 96.

*Hab.* in foliis dejectis quercinis in sylvâ *Montello*, aut. 1873.

235. *Dasyscypha* (Batsch) Fekl. - \**D. testacea*: cupulis quam in typo amplioribus, usque  $1\frac{1}{4}$  mill. diam., disco saturate testaceo; ascis cylindraceis, 50-5; sporidiis fusoides v. clavulatis, 7-8  $\approx$  2, eguttulatis hyalinis.

*Hab.* in lignis cariosis a *Padova*, Febr. 1876.

236. *Trichopeziza punctiformis* (Fr.) Fekl., Rehm. Asc. n. 309.

*Hab.* in lignis cariosis caulibusque putrescentibus a *Padova e Selva*, aut. 1874-75.

237. *Hyalopeziza patula* Fekl. Symb. p. 298 an *P. patula* Pers.? - *Pseudohelotium puberulum* (Lasch?) Thüm. F. A. n. 930.

*Hab.* in foliis putrescentibus quercinis a *Conegliano*, Oct. 1876 (SPEGAZZINI).

*Obs.* I. Asci cylindraceo-clavati,  $60 \approx 7$ , parce pa-



raphysati, octospori; sporidia oblongo-clavulata v. subfusoidea, 8-10  $\approx$  3-4, hyalina.

*Obs.* II. *Hyalopeziza ciliaris* (Schrad.) Fekl. statim dignoscitur sporidiis fere duplo longioribus, 18-20  $\approx$  2-3; ascis clavato-cylindraceutis, 70-80  $\approx$  7-8; disco initio albicante, dein lutescente. Hæc in foliis quercinis et castaneis, nec non spinis capsularum Castaneæ, frequens.

238. **Stammnaria Persoonii** (Fr.) Fekl. Symb. myc. p. 309 - M. Ven. n. 953. - Thüm. M. V. n. 125 - *Peziza Persoonii* Moug.

*Hab.* in caulibus ramisque Equiseti palustris a Conegliano, Aug. 1876 (SPEGAZZINI).

239. **Pocillum Cesatii** DNtrs Prof. Disc. in Comm. critt. I. 361. - M. V. n. 952. - *Helotium Cesatii* Mtgn. Syll. p. 187.

*Hab.* in foliis dejectis quercinis a Conegliano, Apr. 1876 (SPEGAZZINI).

*Obs.* Asci cylindrici, 150  $\approx$  8, apice truncati, paraphysibus sursum clavatis viridulisque obvallati, octospori; sporidia filiformia, 130  $\approx$  1, hyalina.

240. **Ciboria bolaris** (Batsch) Fekl. Symb. p. 311. - *Peziza bolaris* Batsch Elench. p. 221 fig. 155.

*Hab.* in caulibus herbarum majorum (Humuli?) Patavii, Febr. 1876.

*Obs.* I. Claviformis, stipitata, rigidula, sed fragilis, extus margineque obtusiusculo vix elevato ruguloso-furfuracea, stramineo-castanea, disco plano-concavo, saturatiore; stipite cylindraceuto  $\frac{1}{2}$  mill. alto concolore; nucleo albido fibrilloso; cupula  $\frac{1}{2}$ - $\frac{3}{4}$  mill. diam. Pari fere jure ad *Helotium* trahi potest.

*Obs.* II. In cupulis glandibusque quercinis in sylva Montello, Oct. 1876 legi *Ciboriam echinophilam* (Bull.) Sacc. perfecte eadem ac in involucris Castanearum.

241. **Helotium sarmentorum** DNtrs Prof. Disc. in Comm. critt. I. 379.

*Hab.* in sarmentis emortuis Vitis viniferæ a Conegliano, Oct. 1876 (SPEGAZZINI).



*Obs.* Cupulae subsessiles, convexulae, rufo-aurantiacae; asci clavati 90-100  $\approx$  15, deorsum attenuati, paraphysibus filiformibus obvallati, octospori; sporidia ovato-oblonga, utrinque acutiuscula, saepe inaequilateralia, 20-22  $\approx$  6-7, 2-4-guttata, hyalina.

242. **Helotium querceti** Sacc. sp. nov. Cupulis sessilibus centro-punctiformi adfixis, applanatis, scutellaribus, vix  $\frac{1}{4}$  mill. diam., laevibus, glabris, siccis quandoque subcontortis sed apertis, ex albido roseis; ascis cylindraceo-clavatis, breve stipitatis, 50-55  $\approx$  7-8, paraphysibus crassiuscule filiformibus obvallatis, octosporis; sporidiis distichis cylindraco-fusoideis sub-bacillaribus, 12-14  $\approx$   $1\frac{1}{2}$ -2, bi-trinucleatis indeque spurie 1-2-septatis, hyalinis.

*Hab.* in foliorum pag. inf. *Quercus pedunculatae* in sylva *Montello*, Oct. 1875.

*Obs.* *Helotio epiphylo* (Pers.) Fr. subaffine, at rite distinctum.

243. **Helotium punctatum** (Grev.) Fr., Cooke Hndb. p. 715, nec *Peziza punctiformis* Auctorum.

*Hab.* in foliis quercinis dejectis a *Padova e Conegliano*, aut. 1875-76.

*Obs.* Cupulae minutae,  $\frac{1}{4}$ - $\frac{1}{5}$  mill. diam., sessiles, centro punctiformi adfixae, denique applanatae, disco albido, subinde lutescente, extus margineque crenulato albido-pilosellae; asci cylindraco-clavati, deorsum longiuscule attenuati, 40  $\approx$  4, octospori; sporidia disticha fusioidea, 6  $\approx$   $1\frac{1}{2}$ , utrinque minute 1-guttulata, hyalina - *Hel. punctoideum* Karst. Fenn. I. 151 huic peraffine videtur.

244. **Helotium subtile** Fr. \***H. proximellum** Karst. Myc. Fenn. I. 132.

*Hab.* in acubus putrescentibus abietinis a *Susigana*, Dec. 1876 (SPEGAZZINI).

*Obs.* Cupula convexula, epithecio candido, stipite fulvo, cupulae diametrum paululum superante; ascis fasciculatis, clavato-cylindracois, saepe e basidio unico pluribus orientibus, 35-40  $\approx$  4, octosporis; sporidiis cylindraco-fusoideis, 5  $\approx$   $1\frac{1}{2}$ , hyalinis.

245. *Pithya cupressina* (Batsch) Fekl. Symb. 317 – M. V. n. 729 – *Peziza Cupressi* Batsch Elench. I. 119 – *Fungoides aureum* etc. Micheli Nova gen. p. 207 t. 86 fig. 20.

*Hab.* in ramulis folisque languidis Juniperi virginianæ in Horto botanico Patavino, Nov. 1875.

246. *Plectania melastoma* (Sow.) Fekl. Symb. p. 324 *Peziza melastoma* Sow. – *P. rhizopus* A. S. (st. juvenilis.)

*Hab.* in trunculis putrescentibus et humo obvolutis a *Monselice* (Padova), Majo 1876 (BIZZOZERO).

*Obs.* Asci cylindrici, deorsum sensim longe attenuati, p. s. 130–140  $\approx$  15, paraphysibus filiformibus obvallatis octospori; sporidia oblique monosticha, oblongo-ellipsoidea, 20–22  $\approx$  10–11, nubilosa, hyalina.

247. *Pyronema aurantio-rubrum* Fekl. Symb. p. 319 – \**P. pallens*: cupulis sparsis dilute aurantiacis, subgelatinoso-pellucidis, patellatis, marginatis, sessilibus,  $\frac{1}{2}$ –1 mill. diam.. hyphis albis radiantibus cinctis; ascis cylindraceo-clavatis, deorsum attenuatis, 55–65  $\approx$  8, paraphysibus filiformibus obvallatis, octosporis; sporidiis oblique monostichis, ellipsoideis utrinque acutiusculis, 5–6  $\approx$  3, 2–guttulatis, hyalinis.

*Hab.* in corio putrescente a *Conegliano*, Nov. 1876 (SPEGAZZINI).

248. *Ascobolus furfuraceus* Pers. Syn. p. 286 – Karst. Fenn. I. p. 76.

*Hab.* in fimo vaccino putri a *Conegliano*, Nov. 1876 (SPEGAZZINI).

*Obs.* Asci cylindraceo-clavati, deorsum longe attenuati, p. s. 100–120  $\approx$  25, octospori; sporidia subdisticha, oblongo-ellipsoidea, 25–30  $\approx$  12–14, longitudinaliter striata, violacea.

249. *Peziza* (*Leucoloma*) *Chateri* Sm., Cooke Mycogr. fig. 62 – Phillips Helv. britt. n. 58.

*Hab.* ad terram muscosam Horti botanici Patavini, Julio 1876 (BIZZOZERO).

*Obs.* Asci cylindracei p. s. 110  $\approx$  10, paraphysibus filiformi-clavulatis, roseo-guttulatis obvallati, octo-

spori; sporidia oblique monosticha, oblongo-ellipsoidea, 16-18  $\approx$  7-8, muriculata, granulosa, hyalina - Cupulæ rubræ excipulum rubro-fuscum.

250. *Peziza* (*Leucoloma*) *carnea* (Pers.) Karst. Fenn. I. p. 60 - *Ascobolus carneus* Pers. - *Leucoloma carnea* (Pers.) Rehm. Asc. n. 2 - f. **minor**.

*Hab.* in fimo vaccino a *Conegliano*, Nov. 1876 (SPEGAZZINI).

*Obs.* Asci clavato-cylindræci, deorsum attenuati, 80-90  $\approx$  18-20, paraphysibus sursum leniter incrassatis, curvulisque obvallati, octospori; sporidia oblongo-ellipsoidea, 16-20  $\approx$  7-8, eguttulata, hyalina.

251. *Peziza* (*Humaria*) *patavina* Cooke et Sacc. in Cook. Mycogr. ined.

*Hab.* in humo umbrosa in calidariis Horti botanici Patavini, Dec. 1876.

*Obs.* Asci cylindrici p. s. 100-110  $\approx$  18-20, octospori; sporidia oblongo-ellipsoidea, utrinque obtusiuscule attenuata 26-28  $\approx$  11-12, extus lævia, nubilosa guttulata, hyalina. Cupulæ sessiles, scutellatæ, miniatæ, extus pilosulæ.

252. *Peziza* (*Humaria*) *trechispora* Cuvr., Cooke Mycogr. fig. 129.

*Hab.* in ligno putri quercino in sylva *Montello*, Sept. 1876.

*Obs.* Asci cylindrici, crassissimi, apice obtusato-truncati, paraphysibus sursum clavatis roseis obvallati, octospori; sporidia monosticha, perfecte sphaerica, 18-19 diam., ubique muriculata, hyalina.

253. *Peziza* (*Humaria*) *hirta* Schum., Cooke Mycogr. fig. 128 - *Hum. scutellata* Cooke F. B., Sacc. etc. p. p. (forma breviciliata).

*Hab.* in fragmentis ligneis putridis in sylva *Montello*, aut. 1874.

*Obs.* Sec. cl. Cooke in litt. *Humaria setosa* Sacc. F. V. ser. IV. pag. 38 sistit formam *H. scutellata* (L.) Fckl. Genuinam *H. scutellatam* edidi in M. V. n. 955.

254. *Peziza* (*Humaria*) *Saccardiana* Cooke Mycogr. ined.

*Hab.* ad terram udam in agro Tarvisino, 1874 aut., et prope *Tregnago* (Verona) Aug. 1875 (C. MASSALONGO).

*Obs.* Asci cylindracei, p. s. 150  $\approx$  13, octospori; sporidia ellipsoidea 15  $\approx$  8, asperula, 1-guttulata e hyalino dilute fuscilla – Cum *Peziza brunneo-atra* Dmz., Cooke Mycogr. fig. 78 comparanda.

255. *Peziza* (Phæopezia nov. gen.?) *apiculata* Cooke in Mycogr. ined.

*Hab.* in cortice dejecto putri abietino a *Selva*, Aug. 1875.

*Obs.* Cupulæ sessiles, scutellatæ, circ. 2 mill. diam., tenacellæ, atræ, læves, glabræ, disco concavo; asci cylindracei, deorsum crassiuscule attenuati, apice subtruncati, 200  $\approx$  18, paraphysibus filiformibus, septulatis obvallati; sporidia oblique monosticha, oblongo-ellipsoidea, utrinque breve mucronata, 20–22  $\approx$  10, atrofusca (etiam mucrones fusci).

256. *Peziza* (Otidea) *tincturella* Cooke et Sacc. in Cooke Mycogr. ined.

*Hab.* ad terram humidulam in calidariis Horti botanici Patavini Ian. 1877.

*Obs.* I. Cupulæ sessiles, radicatæ, 6–8 mill. diam., aqueose ochraceæ, udæ umbilicato-applanatæ, margine sinuosæ, siccæ eximie contortæ, tenacellæ; asci cylindrici, longissimi, p. s. 130  $\approx$  8–9, paraphysibus filiformibus obvallati, octospori; sporidia ellipsoidea, utrinque rotundata, 15–16  $\approx$  8–8 $\frac{1}{2}$ , 2-guttulata, hyalina.

*Obs.* II. Sec. cl. Cooke *Crouania humosa* Fekl., Rehm, et Sacc. Myc. Ven. p. 166 (excl. forma in charta bibula) est nova species, quæ ab ipso (Mycogr. fig. 81) *Peziza Constellatio* nuncupatur; dum vera *Pez. humosa* Fr. diversam sistit speciem (Mycogr. fig. 25).

### **Myxomyceteæ** de Bary.

257. *Arcyria cinerea* (Bull.) Fr. Syst. mycol. III. p. 180 – *Trichia cinerea* Bull. Champ. t. 477. fig. 3.



*Hab.* in lignis putrescentibus a *Selva*, Aug. 1875 rarius.

*Obs.* Convenit cum speciminibus germanicis a cl. G. WINTERO communicatis.

258. *Comatricha physaroides* (A. S.) Sacc. - *Stemonitis physaroides* A. S. *Lusat.* p. 103 t. II. fig. 8. *Fr. Syst. myc.* III. 162.

*Hab.* in lignis quercinis udis, putrescentibus in sylvia *Montello*, Sept. 1876, rarius.

*Obs.* I. Affinis *Comatrichæ Friesii* de By, a qua statura elatiore, robustiore, sporisque majoribus et saturatius fuscis recedit.

*Obs.* II. In lignis putridis quercinis in sylvia *Montello*, Sept. 1876, legi *Trichiam nigripedem* Pers.; inque foliis putridis Platani ad *Altichiero* (*Padova*), denuo reperi *Craterium leucocephalum* Pers., *Sacc. F. V. ser. IV. p. 40.* Ejus sporæ globosæ,  $7\frac{1}{2}$ -8 diam., atroviolaceæ.

**FUNGI ITALICI** autographice delineati a  
prof. P. A. SACCARDO. Patavii 1877.

*Hujus operis Majo 1877 editi sunt fasciculi I-IV, continentibus tabulas coloratas 1-160. Sequitur earum index, secundum numerum tabularum; additis fungorum novorum diagnosibus.*

1. **Titæa callispora** Sacc. – Mycoth. Ven. n. 571 – Fungi Ven. ser. V p. 193, ubi descriptio novi generis et speciei.
2. **Staurochæta minima** Sacc. – Fung. Ven. ser. IV p. 41, ubi descriptio novi generis et speciei.
3. **Patinella hyalophæa** Sacc. – Nov. Ascom. in Grevillea IV p. 22 (descript. nov. generis) – Fungi Veneti ser. IV p. 29 (descript. novæ speciei).
4. **Passerinula candida** Sacc. – Nov. Ascom. in Grevillea IV p. 21 (descript. nov. speciei) – Fungi Veneti ser. IV p. 22 (descript. novæ speciei).
- 5A. **Acrothecium pumilum** Sacc. sp. nov. Hyphom. Hyphis fertilibus erectis, gregariis, filiformibus ima basi leniter incrassatis, 200  $\approx$  6–7, pluriseptatis, fuliginosis, sursum pallidioribus; sporis (conidiis) in hypharum apice densiuscule capitato-congestis, oblongo-fusoides, 20–22  $\approx$  5, in basim acutatis, 5–7-septatis, non constrictis, hyalinis.

*Hab.* in squamis rachidis spicæ Maydis putrescentibus a Selva, Oct. 1874.

*Obs.* Ab *A. atro* (Pr.) Sacc. (ic. nostr. 5B) conidiis crebrioribus et fere uno puncto orientibus differt; ab *A. polyseptato* Pr. (sub Cordana) conidiis nec obovatis nec fuscis distat.

- 5B. **Acrothecium atrum** (Pr.) Sacc. – *Rhinotrichum atrum* Pr. in Sturm. D. C. F. Heft 25 t. 22 (status immaturus, ut videtur).

*Hab.* in ligno salicino nec non in Helotio salicello putri a Selva, Oct. 1874.

*Obs.* Conidia initio oblongo-clavulata, continua, tandem 4–8-septata,  $24 \approx 6$ , prope hypharum apicem nodulosum inserta, hyalina.

- 6A. **Acrothecium tenebrosum** (Pr.) Sacc. – *Cacumisporium tenebrosum* Pr. in Sturm D. C. F. Heft 35 t. 11.

*Hab.* in ligno putri fagineo in sylva Cansiglio, Oct. 1874.

- 6B. **Acrothecium bulbosum** Sacc. – *Graphium macrocarpum* Sacc. Mycol. Veneta p. 187, non Corda – Hyphis erectis, gregariis, filiformibus e basi maxime incrassata cellulosa orientibus, simplicibus (non fasciculatis), pluriseptatis, fuliginis; conidiis capitatis, in ramulis cylindræis erectiusculis pallidis prope hypharum apicem nascentibus, acrogenis, oblongis, v. subfalcatis,  $20-25 \approx 7-8$ , 2–3-septatis, hyalinis denique dilute fuliginis – Capitula primitus strato gelatinoso obvoluta.

*Hab.* ad truncos dejectos udis Patavii, Febr. 1874.

*Obs.* Affine *Acrothecio tenebroso*, a quo præcipue hyphis basi maxime incrassatis recedit.

- 7A. **Acrothecium pauciseptatum** (Pr.) Sacc. – *Cordana pauciseptata* Pr. Fung. Hoyerw. p. 129.

*Hab.* in ligno acerino putri a Selva, Sept. 1873, socia *Lasiosphæria hirsuta*, quacum forte metagenetice devinctum est.

*Obs.* Hyphæ fertiles basi conspicue incrassatæ, cylindrææ,  $200 \approx 4$ , pluriseptatæ, fuliginæ, sursum subattenuatæ pallidiores; conidia in hypharum apice congesta, ovoidea v. subfusoidæ,  $8 \approx 4$ , 1-septata, fuliginæ.

- 7B. **Acrothecium Solani** Sacc. sp. nov. Hyphis fertilibus, in maculis foliorum arecendo ochraceis gregariis, erectis, filiformibus 80–90 lg., 3 cr., subcontinuis fuscis sursum pallidioribus, subattenuatis; conidiis in hypharum summo apice paucis, laxè capitatis, cylindræis,  $18 \approx 4$ , utrinque acutatis, minute pluriguttulatis, continuis, hyalinis.

*Hab.* in foliis languidis *Solani nigri a Selva*, Sept. 1873.

*Obs.* Ab *Acrotheca Gei* Fekl. Symb. 380 (in Enum. Fung. Nassov. p. 42 falso descripta), cui affinis, hyphis tenuioribus conidiis parciore majoribus satis diversa.

8. ***Acrothecium purpurellum*** Sacc. sp. nov. Totum amœne dilute purpureum; hyphis fertilibus dense gregariis, basi lignum penetrantibus, filiformibus, non v. parce septatis, sursum obtuse denticulatis, sæpissimeque spathulato-dilatatis; conidiis ex denticulis orientibus cylindræis, 20–25  $\approx$  4, apice obtusis, basi acutatis, 3–septatis dilute roseis.

*Hab.* in ligno quercino putrescente in sylva *Montello*, Sept. 1876.

9. ***Acrothecium caulium*** Sacc. sp. nov. Hyphis fertilibus, erectis gregariis, filiformibus, tenuiseptatis, fuliginæis; conidiis in hypharum summo apice capitato-congestis, cylindræo-oblongis 14  $\approx$  3, utrinque obtusiusculis, continuis, 3–guttulatis, fuliginæis.

*Hab.* in caulibus putrescentibus *Heraclei Sphondylii a Selva*, Sept. 1873, socia *Hendersonia Heraclei* Sacc.

*Obs.* I. Affine *A. simplici* Bk. Cooke Hndb. 579, a quo conidiis basi obtusiusculis, fuscis, 3–guttatis (exinde forte 2–septatis) neque 4–5–septatis facile distinguitur.

*Obs.* II. Genus *Acrothecium* in sequentia subgenera distingui potest. A. *Cacumisporium*: conidiis pluriseptatis: *A. tenebrosum*, *A. atrum*, *A. pumilum*, *A. purpurellum*, *A. bulbosum*, nec non *A. polyseptatum* (Pr. sub *Cordana*), *A. pedunculatum* (Pr. sub *Cordana*): *A. multisporum* Pr., *A. simplex* Bk., *A. delicatulum* B. et Br. – B. *Cordana* Pr. p. p.: conidiis 1–septatis: *A. pauciseptatum*. – C. *Acrotheca* Fekl.: conidiis continuis: *A. Solani*, *A. caulium*, *A. Gei* Fekl.

10. ***Arthrobotryum albicans*** Sacc. sp. nov. Remote gregarium albido-hyalinum; stipitibus cylindræis sur-



sum parum attenuatis,  $200 \approx 35-30$ , ex hyphis filiformibus tenuissimis eseptatis formatis; conidiis capitatis ex hypharum apice oriundis, oblongo-cylindraccis,  $20-25 \approx 5-6$ , 2-4 (plerumque 3)-septatis, basi in apiculum productis, subhyalinis.

*Hab.* in ligno carioso putrescente fagineo in sylva *Cansiglio*, Oct. 1874.

*Obs.* Affine *Arthrob. stilboideo* Ces., a quo præ cæteris colore albido, stipitum hyphis tenuissimis continuis, conidiis majoribus etc. differt.

11. *Arthrobotryum stilboideum* Ces. Hedw. I t. IV fig. 1.

*Hab.* in ligno quercino putri in sylva *Montello*, Sept. 1874.

*Obs.* Conidia oblonga, quandoque subclavata,  $12 \approx 4$ , 3-septata hyalina, tandem (senio?) dilutissime fuscidula. Stipes ex hyphis pluribus filiformibus fuliginis, remote septatis conflatus, basi incrassatus.

12. *Arthrobotryum atrum* B. et Br., Cooke *Hndb.* p. 563. *Sacc. Myc. Ven.* p. 181.

*Hab.* in ramulis salicinis, *Salviæ glutinosæ*, *Asteris Novi-Belgii a Selva*, aut. 1873-75.

*Obs.* Conidia ovoidea  $30-35 \approx 15-18$ , 3-4-septata, loculis extimis pallidioribus, cæteris fuliginis.

13. *Graphium fasciculatum* *Sacc. Myc. Ven.* n. 739 - *Gregarium*, fuliginis; stipitibus compositis, cylindraccis sursum obtusiuscule attenuatis, quandoque e basi incrassata communi pluribus fasciculatis, undique, præcipue vero sursum, ramulos obliquos subdenticulatos, pallidiores emittentibus; conidiis prope ramulorum apicem insertis cylindracco-fusoideis, curvulis, utrinque acutis  $15 \approx 1\frac{3}{4}-2\frac{1}{2}$ , hyalinis.

*Hab.* in ramulis *Robiniæ Pseudacaciæ*, sociæ *Valsa heteracantha* *Sacc.*, cujus ut status macroconidicus haberi potest, *a Selva*, aut. 1874-76.

*Obs.* Infra ejus stipites quandoque adsunt spermogonia, qualia in «*Fungi Veneti*» ser. IV p. 17 descripsi - Species hæc ad *Graphium Rhizomorpha* (*Ces.*) *Mtgn.* accedit, a quo tamen satis differt.

14. *Graphium stilboideum* Corda Ic. II fig. 69.

*Hab.* in ramulis Robiniae Pseudacaciae a Selva, Oct. 1874.

*Obs.* Stipites praelongi ex hyphis fuligineis constantes, filiformes, apice in capitulum subrotundo-discoideum expansi; conidia ex hypharum apice oriunda oblongo-ellipsoidea,  $6 \approx 3$ , hyalina.

15. *Graphium fissum* Pr. Hoyer. p. 133. n. 113.

*Hab.* sub cortice ramulorum Solani Dulcamarae a Vittorio, Nov. 1875.

*Obs.* Stipites cylindranei, quandoque fissi, sursum attenuati, apice ex hyphis divergentibus dilatato-capitati; hyphae fasciculatae fuligineae, fertiles in apicem patulum, hyalinum denticulatum desinentes; conidia e denticulis oriunda oblonga deorsum acutata,  $7-8 \approx 2\frac{1}{2}$ , hyalina. A diagnosi Preussii l. c. recedit hyphis fertilibus non vere ramosis, an ergo diversum?

16. *Graphium penicillioides* Cda Ic. I t. V fig. 251.

*Hab.* sub cortice ramulorum Populi nigrae putrescente a Selva, Sept. 1875.

*Obs.* Stipites sparsi, atri, breves, sursum dilatati, ex hyphis fuligineis fasciculatis compositi; conidia in hypharum apice pallidiore inserta, oblongo-cylindranea, minutissima,  $4-5 \approx 1-1\frac{1}{2}$ , hyalina.

17. *Aspergillus ochraceo-ruber* Sacc. Myc. Ven.

n. 1063. Gregarius, totus aene ex ochraceo ruber; hyphis sterilibus repentibus parce septatis, fertilibus erectis ca.  $\frac{3}{4}$  mill. altis, filiformibus, septatis, apice vesiculoso-inflatis; conidiis catenulatis, radiantibus, ovoides basi subapiculatis, majusculis  $15-18 \approx 12-43$ , plerumque multiguttulatis. Capitula  $\frac{1}{4}$  mill. diam.

*Hab.* in cortice lignoque putri juglandino, Patavii, Feb. 1876-77.

*Obs.* Ab *Asp. roseo* Cooke Hndb. p. 588, probe diversus.

18. *Aspergillus carneolus* Sacc. sp. nov. Effusus,

sordide carneus; hyphis sterilibus repentibus, ramosis, parce septatis, filiformibus; fertilibus assurgentibus, filiformibus,  $120-130 \approx 10$ , septatis, apice vesiculoso-

inflatis, vesicula levi 30 diam.; conidiis catenulatis, sed mox secedentibus, ovato-oblongis, 6-8  $\approx$  3-4, e hyalino roseis.

*Hab.* in culmis et paniculis putrescentibus udis Sorghi vulgaris a Selva, Sept. 1873.

*Obs.* Etiam hic ab *Asp. roseo* Lk., Cooke, cujus habitum refert, conidiis oblongis nec globosis hyphisque septatis nec continuis statim distinguitur.

19. **Aspergillus stercoreus** Sacc. Myc. Ven. n. 1061. Effusus, laneus, canescens; hyphis fertilibus assurgentibus, filiformibus, continuis, 600-800  $\approx$  20, hyalinis, apice vesiculoso-inflatis; conidiis catenulatis, e globoso ovoideis, 7-10  $\approx$  6-7, hyalinis e sporophoris conico-oblongis vesiculam tegentibus oriundis.

*Hab.* in stercore humano, putrescente a Selva, Giavera, Oct. 1876.

20. **Aspergillus virens** Lk. Obs. I p. 14. Spec. I. 67.

*Hab.* in nidis vesparum putrescentibus a Padova, Sept. 1874.

*Obs.* Hunc genuinam speciem Linkianam sistere fingo, etsi ad hanc eandem quoque forma virescens *Aspergilli glauci* in fungis obvia, æquo jure referri possit. Præsens dignoscitur hyphis sterilibus repentibus, ramosis, fertilibus assurgentibus filiformibus, 300-500  $\approx$  10, parcissime septatis, apice vesiculoso-inflatis, amœne virentibus; conidiis globosis, catenulatis, minutis, 3 diam., viridulis, sæpe 1-guttulatis e vesicula immediate oriundis.

21. **Bispora pusilla** Sacc. sp. nov. Effusa, atra; hyphis brevibus filiformibus, adscendentibus, pallidis; conidiis in hypharum apice insertis in catenulas, longiusculas, rarius ramulosas digestis, ovoideis, utrinque rotundatis, nec truncatis, 6-8  $\approx$  3 $\frac{1}{2}$ -4 $\frac{1}{2}$ , medio crasse opaceque 1-septatis non v. vix constrictis, fuliginis.

*Hab.* in ligno putrescente quercino, Sept. 1874, in sylva Montello.

22. **Bispora monilioides** Corda Ic. I. t. II. fig. 143.

*Hab.* in ligno putri udo a Padova, Ian. 1877.

*Obs.* Ilyphæ seu basidia brevia, subconica; conidia



breve fusioidea, utrinque truncata, 20–22  $\times$  6–7, crasse 1-septata, non constricta, 2-guttulata, fuliginea.

23. *Botrytis griseola* Sacc. M. V. n. 581 – F. V. ser. V p. 195.

24. *Botrytis phymatotricha* Sacc. – M. V. n. 1081 – Effusa, subvelutina, ex albo grisea, hyphis sterilibus repentibus, tortuosis, ramosis, parce septatis, hyalino-fuscidulis; fertilibus concoloribus assurgentibus, paniculato-ramosis, ramulis hyalinis apice incrassatis vageque denticulatis; conidiis e denticulis oriundis, subglobosis, 5–6 diam., eguttulatis, fuscis.

*Hab.* in ligno putri quercino a *Selva*, Oct. 1876.

*Obs.* Cum genere *Phymatotricho* Bonord. notis nonnullis congruit, sed a *Botryte* essentialiter non differt.

25. *Chætopsis macroclada* Sacc. sp. nov. Effusa, fusco-olivacea; hyphis erectis, 200  $\times$  4, e basi lenissime incrassata, filiformibus, apice subulatis, parce septatis, fuligineis; ramis verticillato-ternis vel quaternis, inferioribus brevibus, superioribus (2 verticillis) prælongis, usque 60–70 lgs, subulatis, interdum aduncis, fuligineis; conidiis in ramulis inferioribus acrogenis globoso-ovoideis, 3–3 $\frac{1}{2}$   $\times$  2–2 $\frac{1}{2}$ , 1-guttulatis e hyalino dilutissime olivaceis.

*Hab.* in ligno putri quercino a *Selva*, Aug. 1875, rarius.

26. *Chætopsis fusca* Corda Ic. I f. 243.

*Hab.* in ligno quercino putrescente a *Selva*, Aug. 1874, raro.

*Obs.* A typo Cordæ l. c. differt ramulis brevioribus, tortuosis, subcontinuis; conidiis ovoideis 2–2 $\frac{1}{2}$   $\times$  1 (nec 4 $\frac{1}{2}$  lg.). Hæc forma brachyclada dicenda.

27. *Chætopsis stachyobola* Corda Ic. III f. 21.

*Hab.* in foliis dejectis Lauri nobilis, nec non in ejus ramulis, a *Selva*, Aug. 1875.

*Obs.* Cæspituli effusi rufescentes; conidia cylindrica, 12  $\times$  1 $\frac{3}{4}$ , hyalina.

28. *Cladotrichum microsporum* Sacc. sp. nov. Effusum, atrum, velutinum; hyphis undique repentibus, quandoque gangliiformi-confluentibus, multi-articulatis,



articulis saepe protuberantibus, crasso-guttulatis, obscure fuliginis; hyphis fertilibus assurgentibus filiformibus sursum attenuatis, remotius septatis, pallidioribus; conidiis in hypharum apice acrogenis (?), constricto-didymis, 10-12  $\times$  8, rarius 15  $\times$  9, 2-guttulatis, fuliginis, loculo inferiore crassiore brevique apiculato.

*Hab.* in ligno putrescente a *Conegliano*, Iunio 1876 (SPEGAZZINI).

29. *Chalara fungorum* Sacc. - *Cylindrium fungorum* Sacc. Myc. Ven. 177 tab. XVI fig. 53.

*Hab.* in Hydno compacto putrescente in sylva *Montello*, Dec. 1872.

*Obs.* Hyphæ obclavato-phialiformes, 30-40 lg., basi 10 cr. dilute fuliginæ non septatæ; conidia cylindrica, concatenata, 15  $\times$  2 $\frac{1}{3}$ , utrinque obtusa, plasmate bipartito, hyalina.

30. *Chalara strobilina* Sacc. F. V. ser. V p. 185, n. 169 - Effusa, velutina, brunnea; hyphis erectis obclavato-ampullaceis, 30-35  $\times$  4 (in apice), 2-3-septatis fuliginis; conidiis ex apice hypharum exsistentibus, catenulatis, cylindræis, 4  $\times$  1 $\frac{1}{4}$ , 2-guttulatis, hyalinis.

*Hab.* in squamis strobilorum *Abietis excelsæ* putrescentibus, socio *Helotio strobilino* (Fr.) Fckl. cujus est status conidiophorus, in sylva *Cansiglio*, Oct. 1875.

31. *Chalara heterospora* Sacc. sp. nov. Effusa, velutina, brunneo-fuliginea; hyphis erectis cylindræis, 70-80  $\times$  4-5, usque ad mediam longitudinem incrassatis, 4-5-septatis, fuliginis; conidiis ex apice hypharum exsistentibus, catenulatis, cylindræis, 10-15  $\times$  2-3, utrinque truncatis, nunc continuis, nunc 1-3-septatis, hyalinis.

*Hab.* in ligno quercino putrescente udo a *Selva*, Oct. 1876.

32. *Chalara Montellica* Sacc. - *Sporoschisma Montellicum* Sacc. Fungi Veneti ser. II p. 307.

33. *Chalara Ampullula* Sacc. - *Sporoschisma Ampullula* Sacc. Fungi Veneti, ser. IV p. 38.

34. *Chalara fusidioides* Corda Ic. II 9, t. IX fig. 43  
- Sacc. Fungi Ven. ser. V p. 191.

*Hab.* in ligno quercino putri in sylva *Montello*,  
Sept. 1875.

*Obs.* Conidia cylindrica utrinque truncata, 18-20  
≈ 2, concatenata, hyalina. Hyphæ phialiformes, 40  
≈ 2 $\frac{1}{2}$ -3 (in collo), fusciculæ. Conidia sec. Corda 7-8  
lga et hyphæ 21 lgæ; an ex errore mentionis? an  
species diversa? Habitus tamen simillimus.

35. *Chalara brachyspora* Sacc. sp. nov. Effusa, ve-  
lutina, fusca; hyphis cylindræis, 80-100 ≈ 5, usque  
ad medium v.  $\frac{3}{4}$  longitudinis paululum incrassatis, 3-  
4-septatis, fuliginæis; conidiis ex hypharum apice  
exsistentibus catenulatis, breviter cylindræis, 10 ≈ 4,  
utrinque truncatis, 2-guttulatis, hyalinis.

*Hab.* in ligno putrescente *Coryli Avellanæ*  
*a Selva*, Nov. 1873.

36. *Cylindrium heteronemum* Sacc. sp. nov. Breviter  
effusum, floccosum, candidum; hyphis filiformibus conti-  
nuis, raro apice furcatis, 25-35 ≈ 3-3 $\frac{1}{2}$ ; conidiis in cate-  
nulas longiusculas digestis, forma magnitudineque valde  
variis nempe cylindricis v. fusoideis, 15-25-35 ≈ 4-5, u-  
trinque attenuato-truncatis, subapiculatis ex albo hyalinis.

*Hab.* in disco trunci salicini putrescentis *a Selva*,  
Oct. 1874.

37. *Cylindrium carneolum* Sacc. sp. nov. Late effu-  
sum, amœne carneum, cito evanidum; hyphis assur-  
gentibus subcylindræis, sursum attenuatis, 20-30 ≈  
3; conidiis ex hypharum apice oriundis in catenulas  
longas digestis, cylindræo-fusoideis, 8 ≈ 2, rectis v.  
raro inæquilateralibus, utrinque obtuse attenuatis, 2-  
guttulatis, hyalino-roseis.

*Hab.* in ramulis *Salicis vitellinæ* udis in  
calidariis Horti botanici Patavini, Martio 1876.

38. *Dendryphium nodulosum* Sacc. Effusum v. in-  
terruptum, atroferrugineum; hyphis adscendentibus,  
vage simpliciter v. iterato ramosis, raro bifidis v. sub-  
simplicibus, remote articulatis, hinc inde præcipue a-  
pice incrassato-nodulosis, fuligineo-ferrugineis; conidiis

in ramulorum apice 1-3 insertis, oblongo-cylindraceutis, utrinque rotundatis, plerumque rectis, raro subcurvis, 18-22  $\approx$  5-5 $\frac{1}{3}$ , 3-4-septatis, ad septa tandem leniter constrictis, 4-5-guttulatis, concoloribus.

*Hab.* in caule putrescente herbarum majorum e. g. Humuli Lupuli, *a Selva*, Sept. 1874.

*Obs.* A *Dendr. laxo* B. et Br. praeipue conidiis 4-5-(non 7-11-) septatis recedit.

39. **Echinobotryum laeve** Sacc. sp. nov. Laxe gregarium effusum, atrum; hyphis brevibus simplicibus v. brevissime ramulosis, parce septatis, hyalinis; conidiis versus hypharum apicem laxe capitato-racemosis, ovoidis v. subfusoidis, 12  $\approx$  6-7, apice attenuato-subapiculatis, basi subtruncatis, brevissime hyalino-stipitatis, laevibus, fuliginosis, sursum pallidioribus.

*Hab.* in trunco decorticato Alni glutinosae putrescente *a Selva*, Aug. 1874:

40. **Exosporium fructicola** Sacc. sp. nov. Acervulis subcircularibus, sub epidermide rimose dehiscente nidulantibus, erumpentibusque, atris, valde compactis; sporidochiis rufescentibus convexis catenulas conidiorum longiusculas, arcte aggregatas, ubique gerentibus; conidiis e globoso ovoideis, 10  $\approx$  8, quandoque 2-3 diu coherentibus, olivaceis, superioribus intensius coloratis.

*Hab.* in fructibus putrescentibus Rosarum, *a Conegliano*, Martio 1876 (SPEGAZZINI).

41. **Fusarium corallinum** Sacc. Myc. Ven. n. 568 - Fungi Veneti ser. V p. 196.

42. **Fusarium album** Sacc, sp. nov. Acervulis superficialibus, complanatis oblongis, confluentibusque, tenuibus, albis; conidiis in sterigmatibus filiformibus simplicibus rariusve furcatis, 40-50  $\approx$  2-2 $\frac{1}{2}$  e basidio brevi crassiori penicillatim oriundis, acrogenis, botuliformibus, curvulis, utrinque rotundatis, 50  $\approx$  7-8, 5-septatis, non constrictis, ex albo hyalinis.

*Hab.* in cortice interiore putrescente Ulmi campestris, *a Vittorio*, Oct. 1873.

*Obs.* Affine *Fusario obtusato* Corda, a quo colore et septatione conidiorum satis recedit.

43. *Fusarium miniatum* Sacc. sp. nov. Acervulis effusis crassiusculis, subgelatinosis, vivide miniatis; sporophoris fasciculatis iterato (plerumque dichotome) ramosis, ramulis subfusoides; conidiis bacillari-falcatis, 90-100  $\approx$  4-5, initio minute guttulatis, dein tenuiter 5-7-septatis, dilute roseis.

*Hab.* ad peridia, præcipue vero ad sporangia putrescentia *Cyathi vernicosi*, Aug. 1874.

44. *Fusisporium Zavianum* Sacc. Effusum, albo-flocculosum, tandem medio dilute carneum, erumpenti-superficiale; hyphis undique versis, parce ramosis, continuis, sæpe guttulatis, hinc inde sporophora repetito dichotome ramosa gerentibus, ramulis sursum attenuatis; conidiis fusoides, falcatis, 30-40  $\approx$  5-5 $\frac{1}{2}$ , utrinque acutiusculis, 3-septatis, ad septa parum constrictis e hyalino dilute roseis.

*Hab.* in ramis tenellis, petiolis, cirrhis, pedunculisque vivis, quibus plagulas irregulares fuscas affert, quosque tandem enecat, *Vitis viniferae*, præcipue varietatis etruscaë quæ *Salomona* audit, a *Vittorio*, Majo 1876, unde misit Doct. L. ZAVAN.

45. *Fusisporium atrovirens* Bk., Sacc. *Mycoth. Ven.* n. 1038, Cooke *Hndb.* p. 621.

*Hab.* in foliis caulibusque *Alliorum* putrescentibus a *Vittorio*, Oct. 1875.

*Obs.* Conidia fusoides-falcata utrinque acutiuscula, 25-30  $\approx$  6-7, 3-septata, olivaceo-fusca. Characteres *Fusisporii* sed habitus *toruloideus*.

46. *Corethrospis pulchra* Sacc. Sordide alba majuscula; hyphis sterilibus repentibus, filiformibus, septatis, hinc inde angulato-flexis; fertilibus ex hypharum sterilium angulis assurgentibus filiformibus, 110  $\approx$  7-8, sola ima basi 1-septatis, apice globulo conidiorum persistente 32 diam. ornatis; basidiis ex hypharum apice obtuse attenuato radiatim divergentibus, subclavatis, sterigmata 3-5 pariter divergentia clavulataque gerentibus; conidiis in sterigmatum apice acrogenis ovato-oblongis, 3  $\approx$  1, hyalinis.

*Hab.* in insectis putrescentibus eorumque *Isariis*



ad folia Carpini Betuli in sylva *Montello*, Aug. 1874; nec non ad folia Agrimoniae Eupatorii a *Selva*, Aug. 1875, ut videtur, rarius.

*Obs.* Characteres generis ut *Cephalosporium*, sed capitula basidiis sterigmatibusque radiantibus instructa.

47. *Gonatobotrys flava* Bon. Hndb. p. 105 fig. 22-23, Cœm. Rev. p. 4.

*Hab.* in ramis putrescentibus Robiniae Pseudacaciae a *Conegliano*, Iunio 1876 (SPEGAZZINI).

*Obs.* Conidia oblongo-ovoidea, basi subapiculata, 18-22  $\times$  10-12, e hyalino dilutissime flava.

48. *Gonatobotrys fusca* Sacc. Mycoth. Ven. n. 1090. Effusa velutina, atro-fuliginosa; hyphis fertilibus erectis, filiformibus, praelongis, subopacis, subcontinuis, 300-600  $\times$  12-15, hinc inde nodoso-inflatis, nodis globosis, 25 diam., undique verruculoso-sporigeris; conidiis ovato-oblongis, utrinque obtusiusculis, 10-11 C-7, raro usque 14  $\times$  7½, dilute fuliginosis.

*Hab.* in ligno quercino putrescente, in sylva *Montello*, Oct. 1876.

49. *Stachylidium extorre* Sacc. sp. nov. Effusum fusco-cinereum velutinum; hyphis erectis cylindratis, basi paululum incrassatis, sursum sensim attenuatis, 200  $\times$  4-5, septatis, dilute fuliginosis, apicem versus verticillato-ramosis; ramulis pallidioribus, ternis-quinis, sursum attenuatis, simplicibus, quandoque iterum verticillato-ramulosis; conidiis in ramulorum apice globulos sphaericos, initio mucos obvolutos, translucidos, 6-10 diam. efformantibus, dein (madore) difluentibus, oblongis, 4  $\times$  1½, hyalinis.

*Hab.* in ligno putrescente decorticato Celtidis australis a *Vittorio*, Oct. 1875, rarius.

*Obs.* Conidia globulos conflare jugiter mihi visa sunt; si in statu juniore in catenulas digesta essent, species hæc cum genere *Hormodendro* (Harz) collideret; sed certe cum *St. bicolor* Lk, quale ego sumo, congener videtur.

50. *Stachylidium bicolor* Lk., Sacc. F. V. ser. V. p. 195.

51. *Stachylidium thelenum* Sacc. M. V. n. 918. Hyphis repentibus late effusis, intricato-ramosis, tomentosus, ex olivaceo fuligineis, subcontinuis; fertilibus erectis, septatis, 200-250  $\approx$  5, sursum verticillato-ramulosis, pallidioribus; conidiis in apice denticulato ramulorum 2-5 aggregatis, oblongis, 7-8  $\approx$  3 $\frac{1}{2}$ , basi apiculatis, hyalino-fuscidulis.

*Hab.* in cortice duriore udo quercino, socia *Rosellinia thelena* (Fr.) Rabh., cujus statum conidicum sistit, in sylva *Montello*, Sept. 1876.

52. *Helminthosporium obclavatum* Sacc. sp. nov. Effusum, maculiforme, atrum; hyphis erectis, filiformibus, basi subincrassatis, 60-70  $\approx$  6-7, pauciseptatis, fuligineis; conidiis solitarie acrogenis obclavato-fusoides, sursum sensim longe attenuatis, 90  $\approx$  15, apice rotundato, basi cuneato-truncatis, pluri-(18-24-) septatis, atro-fuligineis.

*Hab.* in ligno Alni glutinosæ putri a *Selva*, Nov. 1874.

53. *Helminthosporium cylindrosporium* Sacc. Fungi Veneti, ser. V p. 191 p. 210.

54. *Helminthosporium Hirudo* Sacc. sp. nov. Dense et indeterminate effusum, aterrimum; hyphis repentibus parvis, filiformibus septatis, fuligineis, dein evanidis; hyphis fertilibus brevissimis cylindraceo-conoides, erectis, pauciseptatis, fuligineis; conidiis longissimis vermicularibus, sæpe incurvo-sigmoideis, hinc inde subconstrictis, sursum sensim attenuatis, apice summo rotundatis, basi cuneato-truncatis, crebre multi-(55-65-) articulatis, 200-230  $\approx$  15, atrofuligineis.

*Hab.* in ligno putri quercino a *Selva*, Sept. 1874.

55. *Helminthosporium hormiscioides* (Cda) Sacc., *Sporidesmium hormiscioides* Cda Ic. II fig. 26.

*Hab.* in ramis putrescentibus Buxi sempervirentis, a *Selva* Sept. 1875.

*Obs.* Hyphæ fertiles (sporophora), 2-4-septatae, ochraceæ, 20-30  $\approx$  6; conidia vermicularia, cylindraceo-conica, 150-180  $\approx$  12-15, tortuosa, 35-45-articulata, fuliginea, articulo summo uno alterove subin-

flatis pallidioribus. Ab icone Cordæ l. c. sporophoris paululum recedit, sed cetera perfecte conveniunt. Ab *Helminth Hiruline* Sacc. (n. 54) differt præcipue conidiis brevioribus, multo magis tortuosis, apice plerumque hyalino-bullosis, septis minus crebris, minusque copiosis.

56. **Helicosporium lumbricoides** Sacc. Effusum, maculiforme, albido-griseum; hyphis repentibus filiformibus, ramosis, anastomosantibusque, 4-5 diam., remote septatis dilute fuliginis, ubique (ad conidiorum insertionem) hyalino-denticulatis; conidiis vermicularibus, in spiras 2-3½ laxas convolutis, 150 ≈ 4, 1-serialiter pluriguttulatis, hyalinis.

*Hab.* in ligno quercino putri in sylva *Montello*, Sept. 1874.

*Obs.* Videtur status elatior *Helicomycetis*.

57. **Monilia candicans** Sacc. Myc. Ven. n. 364, Fungi Ven. ser. V p. 195.

58. **Monilia hesperidica** Sacc. Myc. Ven. n. 1091. Cæspitulis compactis, pulvinatis, ochraceo-flavis; hyphis adscendentibus, vage parce ramosis, septatis, 7-8 micr. crassis, apice v. prope apicem spinulosis; conidiis e spinulis oriundis, limoniiformibus, h. e. utrinque apiculatis, 20 ≈ 12, paucis concatenatis, eguttulatis, flavis.

*Hab.* in lignis et muscis putrescentibus a *Colfosco*, in sylva *Montello*, aut. 1874-1876.

*Obs.* Ad gen. *Algeritam* Bon. v. *Periolam* Fr. pari fere jure duci potest.

59. **Polyscytalum sericeum** Sacc. sp. nov. Cæspitulis candidissimis, pulvinatis, minutis, sericeis; hyphis assurgentibus, parce vage ramosis, 70-80 ≈ 4, cylindraceis sursum attenuatis, parce septatis, hyalinis; conidiis in catenulas longas connexis, perfecte cylindricis, 12-15 ≈ 1, rectis, utrinque truncatis et lenissime margine dilatatis, 2-guttulatis, hyalinis.

*Hab.* in foliis quercinis exsiccatis a *Conegliano*, Apr. 1876 (SPEGAZZINI).

*Obs.* A *Polyscytalo* fecundissimo Riess in Fres.

Beitr. t. XII f. 4, cui affine, differt hyphis perfecte albis, conidiisque utrinque truncato-subincrassatis. Huic verisimiliter *Fusidium sericeum* Rabh. D. C. F. Fungi p. 42.

60. **Polyscytalum griseum** Sacc. sp. nov. Cæspitulis pulvinatis, cæσιο-griseis, velutinis; hyphis assurgentibus e basi incrassata sursum attenuatis,  $30 \approx 3$ , simplicibus, 5-6-septatis, griseis; conidiis ex apice hypharum oriundis longe catenulatis, cylindricis,  $5-5\frac{1}{2} \approx 1$ , utrinque obtusiusculis, dilute cinereis.

*Hab.* in ramis cæsiis quercinis udis in sylva *Montello*, Sept. 1874, raro.

61. **Rhinotrichum chrysospermum** Sacc. Myc. Ven. n. 573, Fungi Veneti, ser. V p. 196.

62. **Rhinotrichum minutum** Sacc. sp. nov. Cæspitulis effusis, velutinis, e griseo fuscis; hyphis fertilibus gregariis assurgentibus,  $100-120 \approx 3$ , basi bulbillosis, parcissime septulatis, fuligineis, sursum pallidioribus, ad conidiorum insertionem minutissime punctatis, infraque spiculam conidiorum oblique fusco-vaginatibus (semper?); conidiis subglobosis, diam.  $2-2\frac{1}{2}$ , in spiculam brevem laxam digestis, sessilibusque, hyalinis.

*Hab.* in ligno quercino putrescente, socio *Arthrobotrya stilboideo* Ces., in sylva *Montello*, Sept. 1874.

*Obs.* Ob sporophorum non vere denticulatum et ob conidia minuta subglobosa a gen. *Rhinotricho* desciscit; interea sectionem propriam (*Psilobotrys*) constituere potest.

63. **Rhinotrichum griseum** Sacc. sp. nov. Cæspitulis floccosis, e cæσιο griseis cum soris Uredinearum crescentibus; hyphis fasciculatis, continuis, simplicibus, cinereis, sursum acutiuscule hinc inde denticulatis; conidiis ex hypharum denticulis oriundis, limoniiformibus,  $15-20 \approx 10$ , quandoque inæquilateralibus, concoloribus.

*Hab.* in soris Uredinis Ruborum in pagina inferiore foliorum Rubi cæsii et R. fruticosi in sylva *Montello* et a *Selva*, Sep. 1876.



*Obs.* Characteribus ad gen. *Ramulariam* quoque vergit sed vegetatione et habitatione ab hac longius distat.

64. *Ramularia Philadelphi* Sacc. Myc. Ven. n. 1049. Maculis arescendo brunneis angulosis; hyphis hinc inde caespitulosis candidis, filiformibus, continuis, 30-40  $\approx$  2, sursum subdenticulatis; conidiis cylindraco-fusoideis, 10-18  $\approx$  3, rectis, utrinque abrupte breve attenuatis, saepe 2-guttulatis, hyalinis.

*Hab.* in foliis languidis Philadelphi coronarii a Selva, Sept. 1876.

65. *Ramularia Asperifolii* Sacc. Myc. Ven. n. 591, Fungi Ven. ser. V p. 186.

66. *Cercospora fulvescens* Sacc. Fungi Veneti ser. V p. 189.

67. *Cercospora Persica* Sacc. Myc. Ven. n. 578, Fungi Veneti ser. V p. 189.

68. *Cercospora cana* Sacc. Myc. Ven. n. 593, Fungi Ven. ser. V p. 188.

69. *Cercospora crassa* Sacc. sp. nov. Maculis arescendo subochraceis amphigenis; caespitulis pusillis in iisdem maculis gregariis, fuscidulis; hyphis cylindraceis, 40-45  $\approx$  6-7, simplicibus v. breviter furcatis, apice obtusiusculis, 2-3-septatis, dilute ochraceis; conidiis concoloribus, ex oblongo sursum sensim longissime filiformi cuspidatis, totis 100-150  $\approx$  15-18, cuspidate vix 2 micr. cr., 7-9-septatis, quandoque septulo spurio unico longitudinali.

*Hab.* in foliis languidis Daturæ Stramonii a Selva, aut. 1873-76.

*Obs.* Species praedistincta, transitum ad *Alternariam* parans.

70. *Cercospora Asparagi* Sacc. Myc. Ven. n. 1052. Maculis sordide albis v. griseis in cladodiis ramisque diffusis; hyphis hinc inde dense fasciculatis, filiformibus, tortuosis, nodulosis, praelongis, 150  $\approx$  5-6, septatis, fuligineo-ferrugineis; conidiis ex hypharum apice lateribusque obclavato-acicularibus, cuspidatis, curvulis, 120-130  $\approx$  4-5. 7-8-tenuiseptatis, perfecte hyalinis.

*Hab.* in cladodiis ramisque Asparagi officinalis a Selva, Sept. 1875.

71. *Sporidesmium Bizzozzerianum* Sacc. Myc. Ven. n. 365, Fungi Veneti ser. V p. 193.

72. *Sporidesmium helicosporum* Sacc. Myc. Ven. n. 1064. Hypophyllum, maculas atras effusas velutinas efficiens; hyphis sterilibus repentibus, ramosis, parvis, fuscidulis, hinc inde sporigeris; conidiis brevissime stipitatis e basi obtusiuscula fusoideis, sursum longe circumato-cuspidatis, 130-150  $\times$  11-14, 13-15-septatis, pluri-nucleatis, obscure olivaceo-fuliginis, sursum subhyalinis.

*Hab.* in pag. inf. foliorum vigentium v. languidorum Quercus pedunculatae in sylva Montello, Oct. 1875-76.

73. *Septocylindrium virens* Sacc. Fungi Veneti ser. V p. 186. Varie effusum, maculiforme e glauco virens; conidiis catenulatis, cylindraceis, utrinque obtusiusculis 15  $\times$  3, 3-septatis, viridulis.

*Hab.* in foliis ramisque putrescentibus Vitis viniferæ nec non herbarum elatiorum a Selva e Vittorio, aut. 1873-75.

74. *Septocylindrium dissiliens* (Duby) Sacc. Myc. Ven. n. 583, Fungi Veneti ser. V p. 186.

*Hab.* in pag. inf. foliorum Vitis viniferæ a Vittorio, Oct. 1875.

*Obs.* Conidia cylindracea utrinque obtusiuscula, 1-3-septata, 50-70  $\times$  5-6, catenulata, ex olivaceo dilute virentia.

75. *Septocylindrium Bonordenii* Sacc. Mycoth. Ven. n. 1050, *Cylindrium septatum* Bon. Hndb. 35 fig. 16.

*Hab.* in foliis putrescentibus Galanthi nivalis in Horto botanico Patavino, Apr. 1876.

*Obs.* Conidia cylindracea, utrinque obtusiuscula, 30-40  $\times$  4, initio continua, tandem 2-4-septata, hyalina.

76. *Saccharomyces sphæricus* Sacc. sp. nov. Acerulis minutis applanato-pulvinatis, gregariis, confluen-

tibusque, sordide albis; conidiis perfecte sphaericis, diam. 5-6 micr., in catenulas varie flexas, ramulosas saepeque conglobatas digestis, aegre secedentibus, hyphopodiis oblongis v. subcylindricis, 10-15  $\approx$  5, basi saepius fultis, nucleato-farctis, hyalinis.

*Hab.* in succo concreto et fermentescente *Lycopersici esculenti a Padova*, Julio 1876.

77. **Sphaeridium citrinum** Sacc. sp. nov. Capitulis gregariis,  $\frac{1}{8}$ - $\frac{1}{10}$  mill. diam., a matrice facillime secedentibus, subsessilibus, globulosis, citrinis quandoque in segmenta radiatim fissis; hyphis e basi capituli oriundis, iterato saepeque verticillato-ramosis, septatis, in conidia cylindracea, 5-6  $\approx$  1, utrinque subrotundata et 1-guttulata, catenulata, hyalino-flavida desinentibus.

*Hab.* in ligno putri Ulmi campestris *a Padova*, Febr. 1876 (G. BIZZOZERO).

*Obs.* Videretur *Cylindrium* seu *Polyscytalum* in capitulum coalita. A *Sphaeridio vitellino* Fres. haec species recedit conidiis brevioribus, ramose concatenatis, capitulis subsessilibus &c.

78. **Stigmella Montellica** Sacc. Myc. Ven. n. 1066. Acervulis punctiformibus, atris, plerumque hypophyllis, saepe nervisequis; conidiis e sporidochio pulvinate, celluloso oriundis, aggregato-fasciculatis, ex ovato oblongis utrinque rotundatis, 30-34  $\approx$  15-19, 4-6-septato-muriformibus, ad septa non constrictis, obscure fuliginis.

*Hab.* in foliis petiolisque *Salviae glutinosae* vivis in sylva *Montello*, Sept. 1876.

*Obs.* In animo est sub genere reformato *Stigmella* colligere species *Sporidesmii* foliicolas, conidiis muralibus ornatas.

79. **Illosporium olivatum** Sacc. sp. nov. Acervulis gregariis, superficialibus, globulosis, 100 circ. diam., e cellulis protuberantibus scabridis, atris, e catenulis cellularum (conidiorum) varie sed arcte complexis efformatis; conidiis cylindraco-fusoideis, variis, plerumque curvulis, 10-15  $\approx$  6-7, vario modo connexis ex olivaceo fuscis.

*Hab.* in ligno putrescente *a Selva*, Sept. 1872, raro.

*Obs.* Cum nullo genere, nisi cum *Illosporio* e. g. *I. roseo*, cognatum et ab hoc colore desciscens. *Arthroderma* quoque affine videtur, sed conidiis globosis flavis gaudet.

80. **Sterigmatocystis candida** Sacc. sp. nov. Effusa, floccosa, 'candida; hyphis fertilibus erectis, filiformibus, continuis, diam. 14-15, apice vesiculoso-inflatis; vesicula 40 diam., sphaeroidea asperula, undique basidiophora; basidiis radiantibus clavatis, apice sterigmata 3-4 filiformia gerentibus; conidiis e sterigmatum apice oriundis, catenulatis, inferioribus oblongis, ceteris globosis,  $2\frac{1}{2}$  diam., hyalinis. - Capitulum integrum diam. 100-120 micr.

*Hab.* in larvis insectorum putrescentibus a *Selva*, Sept. 1876.

*Obs.* Ad hoc genus quoque spectat *A. antacustica* Cr., *St. sulphurea* Fres., *St. dubia* (Corda sub *Aspergillo*), *St. italica* Sacc., seu *Aspergillus sterigmatophorus* Sacc. Myc. Ven. 184 t. XVII f. 5-8.

81. **Coryneum intermedium** Sacc. sp. nov. Acervulis primo epidermide tectis, dein erumpentibus, numquam elevatis, aterrimis, laxiusculis; conidiis e strato hymenico crassiusculo lutescente oriundis longe stipitatis, oblongo-fusoideis, 28-32  $\times$  10-11, 6-locularibus, loculis extimis minoribus, acutis, hyalinis, ceteris fuliginosis; stipitibus fasciculatis, filiformibus, 70  $\times$   $1\frac{3}{4}$ , hyalinis.

*Hab.* in cortice Ulmi campestris a *Vittorio*, Oct. 1873; et in ramis corticatis Populi Tremulae a *Conegliano*, Iunio 1876 (SPEGAZZINI).

*Obs.* Ob fabricam conidiorum *Coryneum Kunzei* Cda in memoriam revocat, a quo conidiis duplo et ultra minoribus statim dignoscitur. A *Cor. Tecomae* Sacc. stipitibus multo longioribus, acervulis compactioribus &c. recedit.

82. **Coryneum pestalozzioides** Sacc. sp. nov. Acervulis minutis, maculas foliorum rufescentes degentibus, erumpentibus, minutis, aterrimis; conidiis ellipsoideis, 9  $\times$  5, 3-septatis, localis 3 interioribus fuscis, extimis



obtusiusculis hyalinis, stipitibus persistentibus, filiformibus,  $12 \approx 1$ , hyalinis.

*Hab.* in foliis Cratægi Oxyacanthæ languidis in sylva *Montello*, Sept. 1875.

*Obs.* A *Cor. foliicola* Fekl. differt conidiis fere dimidio minoribus, brevius stipitatis &c. A *Sporidesmio epiphylllo* Lév. et *Hendersonia foliorum* Fekl. longius distat.

83. **Pestalozzia Veneta** Sacc. sp. nov. Acervulis gregariis subcutaneis, denique erumpentibus, lenticularibus, aterritis; conidiis oblongo-fusoideis,  $30-34 \approx 7$ , 5-septatis, ad septa non constrictis, loculis 4 interioribus fuliginis, minute guttulatis, extimis minoribus, hyalinis, seta terminali filiformi,  $15-18 \approx 1$ , tortuosa hyalina; stipitibus filiformibus, fasciculatis,  $40-45 \approx 1$ , e pseudostromate lutescente oriundis, hyalinis.

*Hab.* in ramis corticatis Corni sanguineæ a *Selva*, Sept. 1873; a *Conegliano*, Apr. 1876 (SPAGAZZINI).

84. **Pestalozzia breviseta** Sacc. sp. nov. Acervulis minutis, maculas foliorum cinerascentes gregarie occupantibus, erumpentibus, atris; conidiis oblongis v. breve fusoides,  $25-26 \approx 7$ , 4-septatis, loculis 3 interioribus fuliginis, extimis acutis cum setis stipiteque hyalinis; setis terminalibus ternis, filiformibus, brevibus,  $8-10 \approx 1$ , stipite filiformi, brevissimo,  $3 \approx 1$ .

*Hab.* in pagina inferiore foliorum Pyri communis et Carpini Betuli a *Selva*, Sept. 1876, rarius.

85. **Glæosporium sphærelloides** Sacc. Myc. Ven. n. 1096. Acervulis amphigenis, punctiformibus, initio epidermide velatis, nigris; basidiis dense fasciculatis, filiformibus, septulatis, subsimplicibus,  $40-50 \approx 3-5$ , fuligineo-ochraceis, sursum hyalinis; conidiis ovato-oblongis,  $10-12 \approx 5-6$  guttulatis v. nubiosis, hyalinis.

*Hab.* in foliis exsiccatis Hoyæ carnosæ in Horto botanico Patavino, Oct. 1876.

*Obs.* Ob basidia densa colorataque cum gen. *Fec-*

*osporio* vel *Hadrotricho* species hæc quoque conuenit.

86. **Glæosporium carthusianum** Sacc. Myc. Ven. n. 970. Acervulis in maculis foliorum expallentibus subcircularibus remote sparsis, prominulis, initio epidermide velatis, flavidis; conidiis in basidiis brevissimis apice rotundatis acrogenis, oblongo-cylindraccis.  $30 \approx 9-12$ , constricto-2-septatis, guttulatis, hyalinis; loculis quandoque secedentibus.

*Hab.* in foliis languidis *Evonymi europæi* in sylva *Montello*, loco ubi erat *Carthusia*, Sept. 1876.

87. **Phyllosticta Forsythiæ** Sacc. Myc. Ven. n. 979. Maculis subcircularibus, arescendo ochraceis; peritheciis epiphyllis, sæpe concentrice dispositis, lenticularibus pertusis, 150-180 diam., initio fulvis, velatis; spermatisis ovoideis,  $5-7 \approx 2\frac{1}{2}-3$ , 2-guttulatis, hyalinis.

*Hab.* in foliis *Forsythiæ suspensæ* languidis in Horto Patavino, Oct. 1876.

88. **Ascochyta physalina** Sacc. Myc. Ven. n. 985. Maculis arescendo ochraceis, vagis; peritheciis immerso-prominulis, epiphyllis, 110 diam., pertusis; spermatisis cylindraccis-oblongis, constricto-1-septatis,  $25-28 \approx 8$ , 2-4-guttulatis, hyalinis.

*Hab.* in foliis languidis *Physalis Alkekengi* in sylva *Montello*, Oct. 1876.

89. **Septoria compta** Sacc. sp. nov. Maculis arescendo ochraceis, angulosis; peritheciis immersis, globulosis, diam. 130, ferrugineis, ostiolo obtuso latiuscule hiantibus; spermatisis cylindraccis curvulis,  $20-25 \approx 5$ , utrinque obtusiusculis, 3-5-septatis, ad septa constrictis, hyalinis, denique in cirrhum albidum protrusis.

*Hab.* in foliis languidis *Trifolii alpestris a Selva*, Sept. 1876.

90. **Septoria pterophila** Sacc. sp. nov. Peritheciis laxè sparsis, e globoso lenticularibus, diam. 100-150, innato-prominulis, ostiolo impresso indistincto, atro-fulgineis; spermatisis cylindraccis-vermicularibus utrinque obtusiusculis,  $45-50 \approx 3\frac{1}{4}-4$ , 6-7-septatis, ad septa non constrictis, e hyalino chlorino-olivaccis.

*Hab.* in alis putrescentibus Cicadæ Orni a Conegliano, Dec. 1876 (SPEGAZZINI).

91. **Hormococcus olivascens** Sacc. sp. nov. Peritheciis (spuriis?), sparsis, v. subcæspitulosis, innato-erumpentibus, e globoso conoideis vertice applanatis, astomis, quandoque (collabescendo?) disciformibus, atris; sporophoris dense fasciculatis filiformibus simplicibus, furcatis, v. fasciculato-ramosis, 25–30  $\approx$   $1\frac{3}{4}$ –2, septulatis, hyalinis, apice in spermatia cylindracea, 3–6  $\approx$   $1\frac{1}{2}$ – $2\frac{1}{2}$ , utrinque obtusa, continua, olivacea abeuntibus.

*Hab.* in ramis corticatis putrescentibus Vitis viniferæ, Paliuri aculeati, Paulowniæ imperialis, Lauri nobilis, Persicæ vulgaris, Populi nigræ nec non in fructibus Robiniæ et Paulowniæ a Selva, Padova, Conegliano, aut. 1874–76.

92. **Sacidium Spegazzinianum** Sacc. sp. nov. Peritheciis sparsis, superficialibus, dimidiatis scutiformibus, diam. 300–400 micr., aterrimis, nitidulis, ostiolo nullo manifesto, contexta fuligineo, punctulato; spermatiis e mutua pressione initio subangulosis, dein perfecte sphaericis, 10–12 diam., e hyalino flavis, minute pluriguttulatis.

*Hab.* in foliis languidis Aristolochiæ Clematidis a Conegliano, Iunio 1876, raro (SPEGAZZINI).

*Obs.* Species contextu perithecii non vere celluloso sed punctato singularis; cum Plasmodiophoris non comparanda.

93. **Leptothyrium pictum** B. et Br., Sacc. Myc. Ven. n. 964–965. *Phyllosticta vulgaris* f. *Xylostei* Myc. Univ. n. 489, non Dmz.; an *Phyll. Lonicerae* West.?

*Hab.* in foliis Lonicerae Xylostei et L. Caprifolii a Conegliano e Susigana, aut. 1876 (SPEGAZZINI et SACCARDO).

*Obs.* Maculae arescendo expallentes, subrotundæ; perithecia sparsa epiphylla, innato-erumpentia, scutiformia, atra; radiatim texta, dein radiatim dehiscencia; spermatia oblonga rostrato-recurva, 25–10, guttulata hyalina.

94. **Muricularia** Sacc. nov. gen. Peritheciis globosis, astomis, membranaceo-tenacellis, superficialibus, undique muriculatis; spermatis variis botuliformibus, quandoque gibbosis v. subramulosis. — **Muricularia eurotioides** Sacc. sp. nov. Peritheciis globosis, membranaceo-tenacellis, ex albo ochraceis, 100 micr. diam., undique aculeolos elongato-conoideos, 1-cellulares, imabasi annulato-subconstrictos, hyalinos gerentibus; perithecii contextu minute granuloso; spermatis copiosissimis e strato prolifero tenui immediate oriundis, polymorphis nunc botuliformibus, nunc medio ventricosis, nunc subfurcatis, polis obtusiusculis et 1-guttulatis, hyalinis, jodii ope intense cærulescentibus, strato prolifero vero eadem ope intense flavescente.

*Hab.* in nidis vesparum putrescentibus, socio *Aspergillo virente* Lk. a Padova, Sept. 1874.

95. **Coniothyrium foedans** Sacc. sp. nov. Peritheciis gregariis, v. hinc inde aggregatis, cortice nidulantibus, nigris, farctis dein cavis, ostiolo impresso, minuto; perithecii contextu parenchymatico olivaceo-fuligineo, distincto; stylosporibus copiosis, ut plurimum perfecte globosis diam. 2–3, rarius globoso-ellipsoideis, 4 ≈ 3, initio brevissime stipitatis, hyalinis, denique olivaceis, 1-guttulatis, tandem effusis corticemque late olivatro-inquinantibus.

*Hab.* in ramis corticatis Robiniae Pseudacaciae a Selva, Aug. 1875 et Mori albæ a Vittorio, Apr. 1873.

*Obs.* A *Conioth. Fuckelii* Sacc. peritheciis majoribus, stylosporibus globosis minoribus denique inquinantibus recedit. Habitus *Melanconii*, sed perithecia adsunt.

96. **Hendersonia biseptata** Sacc. sp. nov. Peritheciis gregariis subcutaneo-erumpentibus, diam. 80–90, globulosis, papillatis, atris; contextu membranaceo-carbonaceo, parenchymatico, distincto; stylosporibus ellipsoideis, initio stipitellatis, continuis, dein 3-ocularibus, vix constrictis, loculo medio quandoque brevioribus 10–12 ≈ 5–6, fuligineis.



Forma **Capparidis**: stylosporibus ad septa magis constrictis,  $14-15 \approx 7-7\frac{1}{2}$ .

Forma **Pruni domesticæ**: stylosporibus leniter constrictis,  $10 \approx 4-5$ , dilutioribus.

*Hab.* in ramulis Iasmini officinalis a Vittorio, Oct. 1875; forma *Capparidis* in ejusdem sarmentis a Conegliano, Apr. 1876 (SPEGAZZINI); forma *Pruni domesticæ*, in ejusdem ramulis a Padova, Apr. 1873.

97. **Hendersonia** (Camarosporium) **sarmenticia** Sacc. sp. nov. Peritheciis sparsis erumpenti-superficialibus, subcarbonaceis, globosis, majusculis, atris, in ostiolum breve cylindraceum attenuatis; stylosporibus e globoso ellipsoideis, inæqualibus,  $22 \approx 12-14$ , sæpe in basim subcuneatis, 3-septato-muriformibus, ad septa vix constrictis, opace fuligineis, loculis extimis pallidioribus.

*Hab.* in sarmentis corticatis Hederae Helicis a Padova, Majo 1873.

98. **Diplodia imperialis** Sacc. sp. nov. Peritheciis globulosis, subsuperficialibus,  $100-110$  diam., breve papillatis, fuligineo-atris, membranaceis; stylosporibus oblongo-fusoideis, minutis,  $8-10 \approx 3$ , 1-septatis, non v. vix constrictis pallide olivaceis.

*Hab.* in ramis decorticatis putrescentibus Paulowniæ imperialis a Conegliano, Junio 1876 (SPEGAZZINI).

99. **Diplodia microspora** Sacc. sp. nov. Peritheciis laxè gregariis, epidermide tumidula velatis, dein semierumpentibus, globulosis, depresso-papillatis; nucleo farcto atro; stylosporibus oblongis,  $10-15 \approx 4-5$ , rectis v. rarius inæquilateralibus, 1-septatis, vix constrictis, e strato proligero cellulari hyalino orientibus, fuligineo-ochraceis.

*Hab.* in ramulis corticatis putrescentibus Coryli Avellanæ, Quercus, Cerasi, Carpini, Aceris campestris, Pruni domesticæ, ubique immutata species, a Selva, Padova, aut. 1873-75.

100. **Chætomella atra** Fekl. Symb. myc. p. 402.

*Hab.* in culmis Arundinis Donacis putrescentibus a Padova, Martio 1875.

*Obs.* Perithecia superficialia, atro-olivacea, globosa dein umbilicata, v. subcupularia, setosa, astoma, contextu distincte radiatim parenchymatico, virescente-olivaceo; setæ paucae, strictæ, parce septatæ, 110-8; spermata copiosissima, cylindraceo-fusoidea, 12-15  $\times$  2-3, minute 2-guttulata, olivacea.

\***C. lignicola**: peritheciis demum cupularibus, cæterum typo similibus; spermatis fusiformibus v. subclavulatis, 12-15  $\times$  2 $\frac{1}{2}$ , sæpius 2-guttulatis, olivaceis, paraphysibus (sterigmatibus?) filiformibus, 60-70  $\times$  1, intermixtis.

*Hab.* in ramis decorticatis variis a *Selva, Congliano*, aut. 1875.

101. **Protomyces graminicola** Sacc. Myc. Ven. n. 496, Fungi Ven. ser. V. p. 172.
102. **Protomyces reticulatus** Sacc., Fungi Ven. ser. VI p. 13 n. 74.
103. **Protomyces Bizzozerianus** Sacc. Myc. Ven. n. 889, Fungi Ven. ser. VI p. 14 n. 75.
104. **Protomyces xylogenus** Sacc. Fungi Ven. ser. VI p. 14 n. 76.
105. **Phragmidium microsorum** Sacc. Myc. Ven. n. 848, Fungi Ven. ser. VI p. 10 n. 49.
106. **Polyporus sericellus** Sacc. Myc. Ven. n. 818, Fungi Ven. ser. VI p. 163.
107. **Ceratomyces terrestris** Schulz., Sacc. Myc. Ven. n. 836, Fungi Ven. ser. V p. 167.
108. **Patellaria nigerrima** Sacc. Fungi V. ser. IV p. 29.
109. **Lecanidion herbarum** Sacc. Fungi Ven. ser. IV p. 30.
110. **Lecanidion Bagnisianum** Sacc. Fungi Ven. ser. VI p. 58 n. 205.
111. **Niptera brachyspora** Sacc. Fungi Ven. ser. IV p. 32.
112. **Hyalopeziza Caricis** (Dmz.) Sacc. Fungi Ven. ser. IV p. 33.
113. **Belonidium basitrichum** Sacc. Fungi Ven. ser. IV p. 35, et **Helminthosporium belonidium** Sacc., ejusdem status conidicus.

114. *Sclerotinia oreophila* Sacc. Fungi Ven. ser. IV p. 35.
115. *Helotium nanum* Sacc. Fungi Ven. ser. IV p. 36.
116. *Helotium flavo-rufum* Sacc. Fungi Ven. ser. IV p. 37.
117. *Helotium querceti* Sacc. Fungi Ven. ser. VI p. 68.
118. *Pocillum Cesatii* (Mtgn.) DNtrs, Myc. Ven. n. 952, Fungi Ven. ser. VI p. 67.
119. *Calloria leucostigmoides* Sacc. Fungi Ven. ser. VI p. 63.
120. *Cryptodiscus major* Sacc. Fungi Ven. ser. VI p. 62.
121. *Glonium microsporum* Sacc. Myc. Ven. n. 261, Fungi Ven. ser. IV p. 25.
122. *Hysterium Bérengerii* Sacc. Fungi Ven. ser. IV p. 25.
123. *Hysterium minimum* Sacc. Fungi Ven. ser. IV p. 27 et ser. VI p. 55 n. 193.
124. *Lophodermium Epimedii* (Ces.) Sacc. Myc. Ven. n. 949, Fungi Ven. ser. VI p. 56.
125. *Caldesiella italica* Sacc. Fungi Ven. ser. VI p. 6.
126. *Dimerosporium pulchrum* Sacc., stat. conid. *Sarcinella heterospora* Sacc. Cfr. Sacc. Fungi Ven. ser. II p. 299.
127. *Dimerosporium pulchrum* Sacc., stat. ascoph. Cfr. l. c.
128. *Anthostoma Venetum* Sacc. Fungi Ven. ser. VI p. 25.
129. *Anthostomella limitata* Sacc. Fungi Ven. ser. IV pag. 1.
130. *Anthostomella tomicoides* Sacc. Fungi Ven. ser. IV pag. 1.
131. *Anthostomella nitidula* Sacc. Fungi Ven. ser. IV pag. 2.
132. *Didymosphæria nitidula* Sacc. Fungi Ven. ser. VI pag. 42.
133. *Didymosphæria socialis* Sacc. Fungi Ven. ser. II pag. 324.

134. *Didymosphæria anaxæa* Sacc. Fungi Ven. ser. II pag. 325.
135. *Amphisphæria Spegazziniana* Sacc. Fungi Ven. ser. VI pag. 32.
136. *Bertia macrospora* Sacc. Fungi Ven. ser. III p. 8.
137. *Botryosphæria pustulata* Sacc. Fungi Ven. ser. IV pag. 3.
138. *Eriosphæria exigua* Sacc. Fung. V. ser. II p. 325.
139. *Kalmusia dealbata* Sacc. Myc. Ven. n. 677, Fungi Ven. ser. V p. 179.
140. *Fenestella phæospora* Sacc. Myc. Ven. n. 162, Fungi Ven. ser. IV p. 13.
141. *Lasiosphæria perpusilla* Sacc. Fungi Ven. ser. II pag. 327.
142. *Enchnosphæria passicrinis* Sacc. Fungi Ven. series II pag. 327.
143. *Herpotrichia Schiedermayeriana* Fekl., Sacc. Fungi Ven. ser. II p. 326.  
*Obs.* Asci clavati, paraphysati, 110-120  $\times$  12-14, octospori; sporidia disticha v. oblique monosticha, fusoides, 1-3-septata, 35-38  $\times$  5-6, 4-guttulata, mellea.
144. *Leptosphæria littoralis* Sacc. Fungi Ven. ser. VI pag. 38.
145. *Massaria eburnoides* Sacc. Fungi Ven. ser. VI pag. 41.
146. *Lophiostoma* (*Schizostoma*) *Montellicum* Sacc. Fungi Ven. ser. VI p. 43.
147. *Hypoxylon* (*Epixylon*) *pulchellum* Sacc. Fungi Ven. ser. IV p. 21.
148. *Hypoxylon* (*Epixylon*) *Bagnisii* Sacc. Fungi Ven. ser. VI p. 24.
149. *Rosellinia Sylvana* Sacc. Fungi Ven. ser. II p. 329 et ser. VI p. 26.
150. *Rosellinia apiculata* Sacc. Fungi Ven. ser. VI pag. 26
151. *Valsaria cariei* Sacc. Fungi Ven. ser. IV. p. 19.
152. *Valsaria anthostomoides* Sacc. Fungi Ven. ser. IV pag. 18.
153. *Thyronectria Patavina* Sacc. Fungi V. ser. IV p. 23.



154. *Calonectria varians* Sacc. Fungi Ven. ser. VI  
pag. 52.
155. *Nectria squamuligera* Sacc. Fungi Ven. ser. IV  
pag. 22.
156. *Nectria Mantuana* Sacc. Fungi Ven. ser. VI p. 52.
157. *Cryptosporella Veneta* Sacc. Fungi Ven. VI p. 30.
158. *Valsa (Eutypa) arundinacea* Sacc. Fungi Ven.  
ser. IV p. 15.
159. *Cryptovalsa arundinacea* Sacc. Fungi Ven. ser.  
IV p. 17 – Myc. Ven. n. 210.
160. *Cryptovalsa extorris* Sacc. Fungi Ven. ser. IV  
pag. 17.
- 

*Obs.* Ad num. 235 pag. 66 post « **Dasyseypa** » adde « **virginica** »

---

# INDEX ALPHABETICUS

## MYCOTHECÆ VENETÆ

EDITÆ A

P. A. SACCARDO

(a Majo 1874 ad Januar. 1877).

CENTURIÆ I-XI.

### A

- Acalyptospora** nervisequa  
Dmz.-Myc. Ven. num. 486.
- Acrostalagnus** cinnabarinus  
Cda  
— — f. corticis Ulmi campestris  
298.  
— — f. Mori albæ 1085.  
— — f. Lauri nobilis 1086.
- Actinonema** Rosæ Fr. 355.
- Æcidium** Asperifolii Pers. 42.  
— Behenis DC. 881.  
— Berberidis Gm. 132-395.  
— bifrons L DC. 65 (II ed.)  
— Convolvulacearum Ces. 394.  
— crassum Pers. f. Rhamni cathartici 883.  
— — f. Rhamni saxatilis 884.  
— Erythronii DC. 790.  
— Ficarie Thm. 396.  
— Galii Pers. 454.  
— Ranunculacearum DC.  
— — f. Ranunculi bulbosi 789.  
— Taraxaci Schm. Kze 882.  
— Tragopogonis Pers. 484.  
— Tussilaginis Gm. 133.  
— Urticæ DC. 43.
- Æcidium** Convolvuli Sacc. 885.
- Æthidium** septicum (L.) Fr. 963.
- Agaricus** (Trichol.) acerbus Bull.  
802.  
— (Clitocybe) aggregatus Schäff.  
805.  
— (Trichol.) albellus DC. 803.  
— (Pleurotus) applicatus Batsch 2.  
— (Collybia) confluens Pers. 1.  
— (Psathyrella) disseminatus  
Pers. 421.
- — — st. juvenilis 420.  
— (Hypholoma) fascicularis Huds.  
809.  
— (Clitocybe) laceatus Scop. 806.  
— (Armill.) melleus Vahl 804.  
— (Pholiota) pudicus Bull. 808.  
— (Naucoria) rimulincola Lasch  
423.  
— (Trichol.) Russula Schäff. 801.  
— (Entoloma) sinuatus Fr. 807.  
— (Claudop.) variabilis Pers. 422.  
— (Flammula) vinosus Bull. 419.  
— (Collybia) velutipes Curt. 1.  
(II. ed.)
- Aglaospora** profusa (Fr.) DNtrs  
98.  
— — f. ostiolis exsertis 650.
- Aleurodiscus** amorphus (Pers.)  
Rabh. 727.
- Alternaria** tenuis Nees 297.
- Antennaria** pithyophila Nees  
701.
- Anthostoma** alpigenum (Fckl.)  
Sacc. 228.  
— decipiens (DC.) Nke 229.  
— gastrinum (Fr.) Sacc.  
— — f. Carpini Betuli 766.  
— — f. Ulmi campestris 941.  
— oreophilum Sacc.=alpigenum  
— Schmidtii (Awd.) Nke.  
— — f. Alni glutinosæ 226.  
— — f. Castaneæ vescæ 225.  
— Xylostei (Pers.) Sacc. 227.  
— tæniosporum Sacc. 942.
- Apiosporium** stygium Wallr.  
635.  
— ? Melampyri Sacc. 1095.  
— pulchrum Sacc. 153-154.

= Dimerosporium

**Aplospora** Striola (Pass.) Sacc. 907.

f. Arundinis Donacis 907.

**Arthrobotrys** superba Cda.

f. oligospora (Fres.) Coem. 575.

**Ascochyta** Orobi Sacc. 987.

— Phaseolorum Sacc. 988.

— physalina Sacc. 985.

— pyricola Sacc. 518.

— Sambuci Sacc. 986.

**Ascospora** cruenta (Fr.) Str. 70.**Aspergillus** candidus Lk.

— — (foliorum). 1062.

— glaucus Lk. 152.

— ochraceo-ruber Sacc. 1063.

— stercoreus Sacc. 1061.

**Asteroma** vagans Dmz.

— — f. Tiliæ 531.

— venulosum (Wallr.) Fekl.

— — f. Iridis Pseudacori 991.

**Asterophora** agaricicola Cda. 815.**Asterosporium** Hoffmanni Kze 1069.**Auricularia** mesenterica Bull. 34.

— sambucina (Scop.) Mart. 35.

**B****Bertia** macrospora Sacc. 651.**Boletus** subtomentosus L. 417.**Bombardia** fasciculata Fr. 163.**Botryosphaeria** Bérengeriana DNtrs.

— f. frangulina 88.

— f. dispersa Frangulæ 769.

— f. salicina 89.

— f. populina 90.

— f. populina superficialis 657.

— f. gregaria Populi 770.

— f. ailanthina 91 (pyenid.).

— f. Ailant. glandulosæ (ascoph.).

— f. Corni albæ 656.

— f. Juglandis regiæ 654.

655.

— dispersa DNtrs f. Cucurbitæ 93.

— — f. Sorghi 92.

— pulicaris (Fr.) Ces. DNtrs.

— f. Sambuci nigræ 165.

— f. Mori albæ 652.

— f. baccata 653.

— f. Saubinetii, Zæe 927.

— f. Saubinetii, Brugmansiæ 768.

— f. Saubinetii, Cucurbitæ 93.

— f. Saubinetii, Sorghi 92.

**Botrytis** Bassiana Bals. 277.

— carnea Schum. 1079.

— epigæa Lk. 360.

— — f. cinerea 582.

— fulva Lk. 1080.

— griseola Sacc. 581.

— phymatotricha Sacc. 1081.

Cfr. Polyactis.

**Bulgaria** inquinans (Pers.) Fr. 264.**C****Calosphaeria** Princeps Tul. 245.**Cantharellus** cibarius (L.) Fr. 812.**Caryospora** Lichenopsis (Mass.) Sacc. 684.**Capnodium** Cesatii Mtgn., st. conid. 155.

— — st. ascoph. 707.

— elongatum Bk. Dmz.

— — f. Tussilaginis 1098.

— Footii Bk. Dmz.

— — f. Hydrangeæ 1099.

— Nerii Rabh., st. sperm. 706.

— salicinum Mtgn. 156.

— — f. Populi nigræ 708.

**Ceratitium** cornutum (Pers.) Rabh.

— — f. Sorbi aucupariæ 485.

— laceratum (DC.) Rabh.

— — f. Sorbi torminalis Fekl. 63.

**Ceratostoma?** piliferum Fr.

— — v. dryinum (Pers.) 658

**Cercospora** Apii Fres. 1053.

— Armoraciæ Sacc. 282.

— Asparagi Sacc. 1052.

— beticola Sacc. 597.

— Calendulæ Sacc. 1054.

— cana Sacc. 593.

— cerasella Sacc. 1051.

— Cheiranthi Sacc. 281.

— circumscissa Sacc. 600.

— depazeoides (Dmz.) Sacc. 280.

— ferruginea Fekl. 278.

— Galegæ Sacc. 1055.

— nebulosa Sacc. 599.

— persica Sacc. 598.

- Rhamni Fekl. 594.  
 — Rubi Sacc. 593.  
 — Vincetoxici Sacc. 283.  
 — Violæ Sacc. 279.  
 — Vitis (Lév.) Sacc.  
 — — f. Vitis sylv. 363.  
 — — f. Vitis vinif. 284.
- Ceromyces** terrestris Schulz.  
 836.
- Chaetomium** comatum (Tode)  
 Fr. 69. 636.  
 — Fieberi Cda f. lignicola, chlorina. 906.
- Chaetosphaeria** fusca Fekl. cum  
 conid. 659.  
 — — st. ascoph. 660.
- Cicinnobolus** Cesatii dBy.  
 — f. Antirrhini maj. 517.  
 — f. Rhamni cathart. 516.  
 — f. Verbenæ officin. 984.
- Cladotrichum** polysporum Cda  
 659.
- Cladosporium** epiphyllum Nees  
 — — f. Castaneæ 586.  
 — — f. Quercus 287.  
 — fasciculatum Cda.  
 — — f. Gladioli psitt. 1071.  
 — — f. Gynerii 1070.  
 — — f. Junci effusi 588.  
 — herbarum Lk.  
 — — f. Maydis 285.  
 — — f. epixylon 286.  
 — penicillioides Pr. 587.  
 — Vitis (Lév.) 284.  
 = *Cercospora* Vitis.
- Clavaria** (Ram.) aurea Schöff.  
 832.  
 — (Ram.) cristata Holms. 831.  
 — (Ram.) flaccida Fr. 796.  
 — (Ram.) formosa Pers. 834.  
 — (Coryne) pistillaris L. 835.  
 — (Ramaria) rubella Schöff 833.
- Coccomyces** Pini (A. S.) Karst.  
 1100.
- Colcosporium** Campanulacearum (P.) Fr.  
 — — Campanulæ glomeratæ 377.  
 — — Campanulæ rapunculoidis 427.  
 — — Campanulæ Trachelii 44.  
 — Carpesii Sacc. 42 (II ed.)
- Inulæ (Kze) Fekl. 842.  
 — miniatum (P.) Bon.  
 — — f. Potentillæ argenteæ 44.  
 — — f. Rosæ 378.  
 — Petasitidis (DC.) dBy 112.  
 — Rhinanthacearum (DC.) Fr.  
 — — f. Melamp. nemorosi 843.-43 (II ed.)  
 — — f. — sylvatici 376.  
 — Senecionis (Schum.) Fr. 428.  
 — Tussilaginis (P.) Lév. 111.
- Colpoma** quercinum (Pers.)  
 Wallr. 259.  
 — — st. ascoph. 717.
- Comatricha** typhoides (Bull.)  
 Rost. 961.
- Coniothecium** effusum Cda 1093.
- Coniothyrium** Fuckelii Sacc.  
 — — f. Berberidis vulg. 1030.  
 — concentricum (Dmz.) Sacc. 354.
- Corticium** cinereum P.  
 — — ? f. lilacinum Kx 406.  
 — — f. reflexum 404.  
 — — f. resupinatum 405.  
 — cœruleum (Schrad.) Fr. 106.  
 — evolvens Fr. 33 (II ed.)  
 — incarnatum Pers. 403.  
 — granulatum (Bon.) Sacc. 408.  
 — lacteum Fr. f. corticola 798.  
 — — f. lignicola 797.  
 — polygonium Pers.  
 — — f. Robiniæ 407.  
 — puteanum Fr. p.p. 799.  
 — quercinum (P.) Fr. 402.  
 — roseum P. 800.
- Coryne** urnalis (Nyl.) Sacc. 954.
- Coryneum** microstictum B. B.  
 304.
- Craterellus** cornucopioides (L.)  
 Pers. 830.  
 — sinuosus Fr. 813.
- Craterium** minutum (Leers)  
 Fr. 498.  
 — — f. follicola 499.
- Cronartium** asclepiadeum Fr.  
 393.  
 — Pæoniæ Cast. 878.
- Crucibulum** vulgare Tul. 38.
- Cryptospora** corylina (Tul.)  
 Fekl. 930.
- Cryptovalsa** arundinacea Sacc.  
 210.



- Nitschkii Fekl. 209.  
 — protracta (P.) DNtrs. 208.
- Cucurbitaria** Berberidis (P.) Grev. 94.  
 — Coronillæ (Fr.) Sacc. 164.  
 — elongata (Fr.) Grev. 95.  
 — Laburni (P.) Fr. 924.
- Cyathus striatus** (Huds.) Hoffm. 39.  
 — vernicosus (Bull.) DC. 109.
- Cylindrium** Cordæ Sacc. 358.  
 — elongatum Bon. 271.
- Cystopus** Bliti (Biv.) dBy.  
 — — f. Amar. Bliti 66.  
 — — f. Amar. patuli 888.  
 — candidus (P.) dBy.  
 — — f. Armoraciæ rustic. 142.  
 — — f. Brassicæ Napi 887.  
 — — f. Capsellæ 492.  
 — — f. Nasturtii sylv. 493.  
 — Portulacæ 143.
- Cytispora** (Eutypæ) ludibunda Sacc.  
 — — f. Robiniæ Pseud. 940.  
 — (Diap.) quercina? West. 931.  
 — Ailanthi Sacc. 737.  
 — chryso sperma Fr. 762.  
 — fugax Fr. f. Coryli 748.  
 — Laurocerasi Fekl. 761.  
 — nivea Fekl. 763.  
 — salicina Rabh. 760.  
 — stenopora Sacc. 751.
- D**
- Dædalca** quercina (L.) Pers. 23.  
 — — f. effusa 24.  
 — — f. resupinata 25.  
 — unicolor (Sow.) Fr. 26.  
 — — f. resupinata 27.
- Daldinia** concentrica (Bolt.) DNtrs. 697.
- Dacrymyces** stillatus Nees 107.
- Dasycephala** cerinea (P.) Fekl. 958.  
 — virginica (Batsh) Fekl. 730.
- Darlucæ** Filum (Fr.) Cast.  
 — — f. Melampsoræ guttata 521.  
 — — f. Melampsoræ Tremulæ 520.  
 — — f. Uromyctis Junci 519.
- Diaporthe** (T.) Beckhausii Nke 212.  
 — (S.) Carpini S. non P. 665.
- D. Kunzeana Sacc.  
 — (S.) castanea (Tul.) Sacc. 220.  
 — (S.) decipiens Sacc. 668.  
 — (E.) Dulcamaræ Nke 773.  
 — (S.) conjuncta (Nees) Fekl. 223.  
 — (S.) detrusa (Fr.) Fekl. 213.  
 — (E.) fasciculata Nke.  
 — — f. Meliloti offic. 666.  
 — (S.) fibrosa (Fr.) Nke 211.  
 — (S.) leiphæma (Fr.) S. 222  
 Cfr. N. 931.  
 — (E.) nigricolor Nke 215.  
 — (S.) oncostoma (Dub.) Fekl.  
 — — f. Pseudacaciæ junior 218.  
 — — — provecta 661.  
 — — — senescens 662.  
 — — st. spermog. 663.  
 — — f. Robiniæ inermis 219.  
 — (E.) Ophites Sacc. 214.  
 — (E.) orthoceras (Fr.) Nke.  
 — — f. Eupatorii cann. 667.  
 — — f. Helianthi annui 216.  
 — (E.) pulla Nke 217.  
 — (Tetr.) resecans Nke 935  
 cfr. N. 934.  
 — (S.) salicella (Fr.) Sacc. 221.  
 — (S.) Tessera (Fr.) Fekl. 664.  
 — (S.) thelebola (Fr.) Sacc. 224.  
 — — f. Alni incanæ 772.
- Diatrype** Bérengeriana DNtrs conid. 247.  
 — — st. ascoph. 246.  
 — disciformis (Hoffm.) Fr. 249.  
 — Stigma (Hoffm.) Fr. 248.  
 — — f. Castaneæ 944.  
 — — f. Carpini Betuli 943.
- Diatrypella** favacea (Fr.) DNtrs 945.  
 — verruciformis (Ehr.) Nke  
 — — f. Mori albæ 251.  
 — — f. Rhamni cathartici 669.  
 — — f. Salicis vitellinæ 250.  
 — — f. Spegazziniana 771.
- Dichæna** quercina (P.) Fr. 716.
- Didymium** congestum B. Br. 269.
- Dimerosporium** pulchrum Sacc. f. Corni sang. 154.  
 — — f. Ligustri vulg. 153.
- Diplodia** Alni Fekl. 1024.  
 — Buxi Fr. 504.  
 — Castaneæ Sacc. 1028.  
 — Citri Sacc. 332.

- conigena Dmz. 348.
- Coryli Fekl. 334.
- Evonymi West. 1029.
- Farnesiana Sacc. 350.
- Frangulae Fekl. 344.
- Fraxini Fr. f. Orni 510.
- Gleditschiae Pass. 335.
- Ilicis Fr. 346.
- Jasmini West. 337.
- Juglandis Fr. 341.
- laurina Sacc. 508.
- Lilacis West. 503.
- Lonicerae Fekl 333.
- mamillana Fr. 330.
- melæna LéV. 502.
- Mori Bk. 340.
- mutila (Fr.) Mtgn. 339.
- Paliuri Becc. 1023.
- paupercula B. Br. 349.
- profusa DNtrs 507.
- Pseudodiplodia Fekl. 329.
- ramulicola Dmz. 345.
- — corticola 511.
- Rhois Sacc. 1021.
- Rosarum Fr.
- — R. multifloræ 501.
- — R. Banksianæ 342
- Rubi Fr. 1025.
- rudis Kx 331.
- salicina LéV. 343.
- sapinea (Fr.) Fekl.
- — Abiet. exc. cort. 506.
- — — ramicola 1026.
- sarmentorum (Fr.) Dmz. 1022.
- smilacina Bk.
- — f. Smilacis Alpini 1027.
- sycina Mtgn. 509.
- Symphoricarpi Sacc. 336.
- tecta B. Br. 505.
- tephrostoma LéV. 338.
- viticola Dmz. 347.

**Dinemasporium** decipiens (DN)  
Sacc. 529.

- Graminum LéV. 530.
- hispidulum (Schräd.) Sacc.
- — Castaneæ vescaë 527.
- — Querc. pedunc. 528.

**Discosia** Artoceras Fr.

- — f. Aceris campestris 995.
- — f. quercina 515.

**Dothidea** Berberidis (Wahl. (Fr.)  
235.

- insculpta Wallr. 649.
- Mezerei Fr. 647.
- ribesia (P.) Fr. 645.
- Sambuci (P.) Fr. 648.
- tetraspora B. Br.
- — f. Cytisi nigr. 646.

**E**

**Ectostroma** Lauri (Schleich.)  
Fr. 559.

**Empusa** Muscaë (Fr.) Cohn 1084.

**Endothia** gyrosa (Schw.) Fekl.

- — st. spermog. Carpini 670.
- — — Castaneæ 929.

**Epicoccum** neglectum Dmz.

- — f. scabrum 1076.
- — f. Zeæ 1075.
- purpurascens Ehrh. 1074.

**Erysiphe** communis Schlecht.

- — f. Convolvuli arvens. 605.
- — f. Lathyri pratensis 898.
- — f. Ononidis 151.
- — f. Pisi sativi (Oidium) 785
- — f. Prenanthis purpur. 784.
- — f. Polygoni avicul. 786.
- — f. Ranunculi acris 604.
- — f. Ranunculi bulbosi 603.
- — f. Thalictri minoris 602.
- Graminis DC.
- — f. Dactyl. glom. (Oid.) 606.
- horridula LéV.
- — f. Symphyti off. (Oidium)  
607.
- lamprocarpa Lk.
- — f. Centaureæ nigresc. 904.
- — f. Galeopsidis Tetrahit 612.
- — f. Lamii albi 613.
- — f. Plantaginis lanceol. 611.
- — Cfr. Sphaerotheca.
- — f. Stachydis palustris 902.
- — ? f. Stachydis german. (Oidium)  
903.
- — ? f. Verbenæ officinalis  
(Oidium) 614.
- Linkii LéV.
- — f. Artemisiæ vulg. 608.
- Martii LéV.
- — f. Angelicæ sylv. 897.
- — f. Calystegiæ 58.
- — f. Hesperidis matronalis  
787.

- — f. *Medicag. falcatae* 610.
- — f. *Peucedani Oreos.* 149.
- — f. *Pimpinellae magnae* 609.
- — f. *Trifolii pratensis* 150.
- — f. *Urticae dioicae* 896.
- *tortilis* Lk. 601.

**Eurotium herbariorum** Lk.

- — f. *foliorum* 634.
- — f. *typica herbar.* 905.
- — f. *epixylon (K. S.)* 152.

**Excipula nervisequa** (P.) Fr. 526.**Exidia glandulosa** (Bull.) Fr. 37.**F****Favolus europeus** Fr. 28.**Fenestella phaeospora** Sacc. 172.

- *Princeps Tul. tetraspora* 171.

**Fistulina hepatica** (Huds.) Fr. 105.**Fracchieta heterogenea** Sacc. 88.**Fumago vagans** P., *Clerodendri* 703.

- — f. *Persicae vulg.* 702.
- — f. *Pruni domest.* 704.
- — f. *Vitis viniferae* 705.

**Fusarium corallinum** Sacc. 568.

- *cyclogenum* Sacc. 569.
- *heterosporum* Nees 300.
- *lagenarium* Pass. 1041.
- *pallens* Nees 570.
- *roseum* Lk. 367.
- *Salicis* Fekl 299.

**Fusicladium dendriticum** (Walbr.) Fekl. 585.

- — f. *epiphyllum* 1067.

**Fusisporium atrovirens** Bk. 1038.

- *Biasolettianum (Cda.)* Sacc. 1040.
- *incarnatum* Dmz.
- — f. *Tussilaginis Farfaræ* 1039.

**G****Glebosporium affine** Sacc. 972.

- *Carpini (Lib.)* Dmz. 524.
- *carthusianum* Sacc. 970.
- *circinans (Fekl.)* Sacc. 966.
- *cylindrospermum (B.)* Sacc. 969.

*Juglandis (Lib.)* Mtgn. 522.

- f. *Juglandis nigrae* 967.

— *Ribis (Lib.)* Mtgn. 523.— *Robergei* Dmz. 968.— *sphaerelloides* Sacc. 1096.— *tineum* Sacc. 973.— *truncatulum* Sacc. 971.**Glonium lineare** Sacc. non Fr. 715.= *G. interruptum* Sacc.— — v. *angustissimum* DNtrs. 948.— *microsporium* S. f. *Quercus* 261.— — f. *Castanae* 714.**Gnomonia Coryli** (Batsch) Awd. 913.— *fimbriata (P.)* Awd. 160.— *setacea (P.)* DNtrs 914.**Gomphidius viscidus** (L.) Fr. 810.**Gonatobotrys fusca** Sacc. 1090.**Gonytrichum caesium** Nees. 296.**Graphium fasciculatum** Sacc. 739.**Guepinia Buccina** Sacc. 31.**Gyroceras Celtis** (Biv.) Mtgn.

et Ces. 276.

— *Plantaginis (Cda)* Sacc. 1058.**H****Hadrotichum Phragmitis** Fekl. 234.**Helminthosporium cylindricum** Cda 1042.— *echinulatum* Berk. 1043.— *macrocarpum* Grev. 362.**Helotium Humuli** (Lasch) DNtrs. 960.— *lenticulare (Bull.)* Fr. 267.— *salicellum* Fr. 266.— *Seutula (P.)* Karst. 728.— *vitigenum* DNtrs 959.**Hendersonia fusarioides** Sacc.— *lagenaria* Sacc. 997. (998.)— ? *Oleae* Dmz. 356.— *Tormalis* Sacc. 513.**Hercespora Tiliae** (Fr.) Tul. 676.**Herpotrichia Schiedermayeriana** Fekl. 161.**Himantia candida** Pers. 560.**Hippocephidium Mespili** Sacc. 275.— *Oxyacanthae* Sacc. 274.**Hirudinaria macrospora** Ces. 274.

- Mespili Ces. 275.
- Humaria** scutellata (L.) Fekl. 955.
- trechispora (B. Br.) Sacc. 955.
- Hyalopeziza** ciliaris (Schrad.) Fekl. 265.
- Hydnum** argutum Fr. 416.
- Auriscalpium L. 828.
- cinereum Bull. 825.
- Erinaceus Bull. 827 (ex err. typ. «imbricatum»).
- hirtum Dmz. 829.
- imbricatum L. 823.
- repandum L. 824.
- zonatum Batsch 826.
- Hygrophorus** conicus (Scop) Fr. 418.
- Hypoderma** roseum (P.) Fr. 1077.
- Hypoecrea** rufa (P.) Fr. 689.
- Hypoderma** Hederæ (Mart.) DNtrs.
- — f. Evonymi japonici 951.
- virgultorum DC. f. Rubi 720.
- — f. Cynanchi 718.
- — — spermog. 719.
- Hyospila** quercina Fr. 912.
- Hypoxylon** coccineum Bull. 252.
- fuscum (P.) Fr. f. Alni 253.
- — — minus 675.
- — f. Carpini 674.
- Michelianum DNtrs 671.
- rubiginosum (P.) Fr.
- — f. Rhamni cathartici 673.
- — f. Quercus ped. 672.
- serpens (P.) Fr. 254.
- Hysterium** bifforme Fr. 711.
- pulicare P. f. Oleæ 710.
- — f. Quercus 709.
- Hysteroglyphium** Fraxini (P.) DNtrs, f. Orni 260.
- — f. Catalpæ 947.
- — f. Oleæ 712.
- 
- Irpex** canescens Fr. 29.
- — f. effusus 30.
- obliquus (Schrad.) Fr. 30. (Hed.)
- 
- Kalmusia** dealbata S. 677.

## L

- Lactarius** vellereus Fr. 811.
- Læstadia** Cookeana (Awd.) Sacc. 782.
- Lasiosphæria** hispida (Tod.) Fekl. 683.
- Racodium (P.) C. D. 779.
- Lecanidium** atratum (Hedw.) Rabh. 263.
- Lentinus** tigrinus (Bull.) Fr. 3.
- Lenzites** betulina (L.) Fr. 6.
- — v. lutescens 7.
- Leptosphæria** culmifraga (Fr.) Ces. DNtrs.
- = L. amphibola Sacc.
- Doliolum (P.) C. D.
- — f. conoidea DNtrs. 76.
- dumetorum Niessl 682.
- — f. Clematis Vitalbæ.
- ogilviensis (B. Br.) C. DNtrs.
- — f. Pieridis hieracioidis 681.
- Rusci (Wallr.) Sacc. 680.
- — f. Hippoglossi 777.
- suffulta (Nees) Nssl. 923.
- ludibunda Sacc. f. Ampelopsidis 72.
- — f. Salicis 73.
- Leptospora** spermoides (Hoffm.) Fekl. 78.
- Leptostroma** Castaneæ Spr. 990.
- Pinastri Dmz. 989.
- hysteroioides Fr. 719.
- litigiosum Dmz. 233.
- Leptothyrium** pictum B. Br.
- — f. Xylostei 964.
- — f. Caprifolii 965.
- acerinum Cda 996.
- Dryadearum Dmz. 694.
- Linospora** Carpini Schröt. 911.
- Lophiostoma** Balsamianum DNtrs 778.
- macrostomum (Tod.) C. DNtrs.
- — f. Sambuci 679.
- semiliberum (Dmz.) C. DNtrs 678.
- vagabundum Sacc..
- — f. Spirææ Arunci 921.
- Lophodermium** Epimedii (Ces.) Sacc. 949.
- juniperinum (Fr.) DNtrs 950.



**Lycoperdon** pyriforme Schöff.  
108.

## M

**Marasmius** Oreades (Bolt.) Fr.  
101.

- perforans (Hoffm.) Fr. 103.
- Rotula (Scop.) Fr. 102.

**Massaria** denigrans Sacc. 83.  
= *M. epileuca* B. C. 83.

- inquinans (Tode) DNtrs 82.
- Ulmi Fekl. 84.
- — subsuperficialis 85.

**Meliampora** Carpini Fekl. 45.

- Euphorbiæ (P.) Cast.
- — v. *E. platyphyllæ* 115.
- — v. *Cyparissiæ* 845.
- guttata Schröt.

— — f. *Galii* Mollug. 430.

- populina (Icq.) Lév.
- — f. *P. nigra* 46.
- — f. *P. canescentis* 113.
- — f. *P. moniliferæ* 844.
- salicina Lév.

— — f. *Capræarum* (DC.) 380.

— — — f. *mixta* 114.

— — — f. *Vitellinæ* 429.

— Tremulæ Tul. 379.

**Melanconis** Alni Tul. 168.

— carthusiana Tul. 169.

— macrospora Tul. 99.

— spodiæa Tul. 100.

**Melanconium** bicolor Cda. 100.

— juglandinum Kze 169.

— sphæroideum Lk. 168.

**Melanomma** Pulvis pyrius (P.)  
Fekl. 86.

— Pulviscula (Curr.) Sacc. 87.

— fusciculum Sacc. 159.

**Meliogramma** spiniferum (Wal-  
lr.) DNtrs 237.

— vagans DNtrs 236.

**Menispora** ciliata Cda. 1083.

**Merulius** tremellosus Schrad.  
401.

**Microcera** Massariæ Pass. 1059.

**Micropera** Cerasi Sacc. f. minor.  
1036.

— f. *major* 1037.

— minutula Sacc. 567.

**Miosphaera** Astragali (DC.)  
Trev. 148.

— comata (Lk.) Lév. 892.

— Dubyi Lév. 891.

— Hedwigii Lév.

— — f. *Viburni Lantanæ* 619.

— penicillata (Lk.) Lév. 147.

— — f. *Alni glutinosæ*.

— — f. *Alni incanæ* 893.

— — f. *Viburni Opuli* 618.

**Microstroma** quercinum (Op.)  
Nssl.

— — f. *Quercus pubescentis*  
1032.

— — f. *Quercus sessilifloræ* 1033.

**Microthyrium** microscopicum  
Dmz. 157.

**Monilia** candicans Sacc. 364.

— candida Bonord. 580.

— hesperidica Sacc. 1091.

— fructigena P. 273.

**Monosporium** acuminatum  
Bon.

— — f. *terrestre* 579.

**Morthicra** Mespili (DC.) Fekl.  
525.

**Mucor** stolonifer Ehrbg. 370.

— — f. *Cucurbitæ*.

— — f. *Hibisci syriaci* 494.

**Mycoderma** Vini Vall.

— — f. *dolorum* 574.

**Myxosporium** colliculosum Bk.

— — f. *Aroniæ* 399.

— — f. *Ariæ* 398.

— — f. *Aucupariæ* 400.

— Tussilaginis Sacc. 993.

## N

**Nectria** cinnabarina (Tode) Fr.  
96. cum Tubercularia.

— — f. *Aceris camp.* 926.

— — f. *Juglandis regiæ* 767.

— coccinea (P.) Fr. 97.

— Desmazierii DNtrs 166.

— Peziza (Tode) Fr. 925.

— (Nectriella) Rousseliana Mtgn.  
687.

— sinopica Fr. 167.

— squamuligera Sacc. 685.

**Niptera** cinerea (Batsch) Fekl.  
731.

**Nyctalis** Asterophora Fr. 814.

## P

- Panus** stipticus (Bull.) Fr. 4.  
**Papularia** Arundinis (Cda) Fr.  
 — — f. microspora 1073.  
 — — f. platyspora 1072.  
**Passalora** polythrincioides Fekl.  
 589.  
 = P. depressa (Bk.) Sacc.  
**Penicillium** glaucum Lk. 357.  
 — — f. epimyces 1060.  
**Perichœna** depressa Lib. 500.  
**Periconia** chlorocephala Fres.  
 301.  
 — pycnospora Fres. 302.  
 — — f. Cocculi laurifoliæ 1092.  
**Peronospora** affinis (Rossm.)  
 dBy 65.  
 — Alsinearum Casp.  
 — — f. Cerastii 793.  
 — effusa (Grev.) dBy.  
 — — f. Chenop. muralis 490.  
 — — f. Chenop. albi 489.  
 — — f. Chenop. polyspermi  
 140.  
 — gangliformis (Bk.) dBy.  
 — — f. Lactucæ sativæ 371.  
 — — f. Senecionis vulgaris  
 488.  
 — infestans (Mtgn.) dBy 141.  
 — Lamii A. Br. 487.  
 — nivea (Ung.) dBy.  
 — — f. Angelicæ 886.  
 — — f. Ægopodii 64.  
 — — f. Pimpinellæ 491.  
 — Rumicis (Cda) dBy 372.  
**Pestalozzia** Guepini Desm. 974.  
 — ilicina Sacc. 327.  
 — macrospora Ces. 326.  
 — monochæta Dmz.  
 — — f. Castanæ 325.  
 — — f. Quercus 324.  
 — pezizoides DNtrs 328.  
 — Pteridis Sacc. 326.  
 — sessilis Sacc. 975.  
**Phacidium** dentatum Kze et  
 Schm. 262.  
 — Medicaginis Lib. 722.  
 — Trifolii (Bernh.) Boud. 721.  
**Phallus** impudicus L. 837.  
**Phoma** Asparagi Sacc. 932.  
 — Granati Sacc. 514.

- Illicis Dmz. f. Evonymi 554.  
 — Lebiseyi Sacc. 774.  
 — pterophila (Nke) Fekl. 1031.  
 — resecans Sacc. 934.  
 — rudis Sacc. 933.  
 — stictica B. et Br. 308.  
 — subordinaria Dmz. 307.  
**Phragmidium** asperum Wallr.  
 117.  
 — bulbosum Schl.  
 — — f. Rubi Chamæmori 444.  
 — — f. Rubi fruticosi 847.  
 — gracile Grev. 116.  
 — microsorum Sacc. 848.  
 — obtusum K. et S. 445.  
 — Rosarum Rabh.  
 — — f. Rosæ centif. (Uredo)  
 792.  
 — — — (Teleút.) 47.  
 — — f. Rosæ rubiginosæ 443.  
 — Tormentillæ Fekl.  
 — — Uredosp. 69.  
 — — Teleutosp. 846.  
**Phyllachora** Angelicæ (Fr.)  
 Fekl. 232.  
 — fallax Sacc. 640.  
 — Graminis (P.) Fekl.  
 — — f. Cynodontis 230.  
 — — f. Agropyri 639.  
 — Heraclei (Fr.) Fekl. 643.  
 — Junci (Fr.) Fekl. 946.  
 — Setariæ Sacc. 641.  
 — Trifolii (P.) Fekl. 644.  
 — Ulmi (Sow.) Fekl. 231.  
 — — et Tricothecium roseum  
 (Bull.) Fr. 642.  
**Phyllactinia** guttata (Fr.) Lév.  
 — — f. Alni glutinosæ 620.  
 — — f. Berberidis vulg. 895.  
 — — f. Corni maris 625.  
 — — f. Carpini Betuli 67.  
 — — f. Coryli Avellanæ 623.  
 — — f. Cratægi Oxyac. 621.  
 — — f. Fagi sylvat. 894.  
 — — f. Fraxini Orni 624.  
 — — f. Paliuri aculeati 622.  
**Phyllosticta** Aceris Sacc. 353.  
 — concentrica Sacc. 352.  
 — Forsythiæ Sacc. 979.  
 — hedericola DR. M. 351.  
 — ilicina Sacc. 512.  
 — Juglandis (DC.) Sacc. 981.

- *laburnicola* Sacc. 978.
- *Ligustri* Sacc. 980.
- *Pharbitis* Sacc. 983.
- *Syringæ* West. 982.
- Physarum** *leucophæum* Fr. 270.
- Piggotia** *astroidea* B. Br. 994.
- Pilidium** *acerinum* Kze. 996.
- Pileolaria** *Terebinthi* (DC.) Cast. 877-139.
- Piloholus** *crystallinus* Tode 495.
- Pithya** *cupressina* (Batsch) Fekl. f. *Juniperi virg.* 729.
- Pleonectria** *Lamyi* (Dmz.) Sacc. 688.
- Pleospora** *herbarum* (P.) Rabh.
  - — f. *Dioscoreæ* 75.
  - — f. *Meliloti* 922.
  - *infectoria* Fekl. 775.
  - *phragmospora* (DR. M.) Ces. — — f. *Yuccæ* 776.
- Pocillum** *Cesatii* DNtrs 952.
- Podosphera** *Kunzei* LéV. 783.
- Polyactis** *vulgaris* Lk. 291.
  - *acinorum* (Pers.) Sacc. 292.
- Polyporus** *adustus* (Pers.) Fr. 11.
  - — f. *resupinatus* 12.
  - *applanatus* (P.) Fr. 104.
  - *brumalis* (P.) Fr. 8. (II ed.)
  - *Evonymi* (Fekl.) Fr. 414.
  - *ferruginosus* (Schr.) Fr. 411.
  - — *magis evolutus* 819.
  - *fomentarius* (L.) Fr. 14.
    - — f. *stratosa* 15.
  - *frondosus* (Schr.) Fr. 817.
  - *fumosus* (P.) Fr. 10.
  - *hirsutus* (Wulf.) Fr. 15.
    - — f. *seruposus* S. 16.
  - *hispidus* (Bull.) Fr. 12. (II ed.)
  - *lucidus* (Leyss.) Fr. 9.
  - *Medulla panis* (P.) Fr. 821.
  - *obliquus* (P.) Fr. 85. (II ed.)
    - — f. *stratosa* 820.
  - *Pes capræ* Pers. 816.
  - *resinosus* (Schr.) Fr. 13.
  - *Ribis* Fr. f. *Corni* 20.
  - *sanguinolentus* (A. S.) Fr. 13 (II ed.)
  - *sericellus* Sacc. 818.
  - *squamosus* (Schäff.) Fr. 8.
  - *velutinus* Fr. 17.
  - *versicolor* (L.) Fr.
- — *cyanescens* 18.
- — *dædaleus* 413.
- — *fuscolutescens* 19.
- *vitreus* (P.) Fr. 17 (II ed.)
- *vulgaris* Fr. 412.
- Polystigma** *rubrum* P.
  - — f. *Pruni domest.* 638.
  - — f. *Pruni spinosæ* 637.
- Polythrincium** *Trifolii* Kge 584.
  - — f. *Trif. alpestris* 1094.
- Protomyces** *graminicola* Sacc. 496.
  - *Bizzozzerianus* Sacc. 889.
- Pseudovalsa** *lanciformis* (Fr.) C. DNtrs 928.
- Puccinia** *Æthusæ* Lk. 474.
  - *Agrostemmatidis* Fekl. 58.
  - *Andropogonis* Fekl.
    - — f. *Uredo* 477.
    - — f. *teleutos.* 478.
  - — f. *And. Grylli* 865.
  - *Artemisiarum* Duby.
    - — f. *Ar. vulgaris* 471.
  - *arundinacea* Hedw. 126.
    - — f. *provecta* 391.
      - = *P. Magnusiana* Keke.
  - *Asparagi* DC. 125.
  - *Balsamitæ* Rabh. 54.
  - *Bardanæ* Cda 54 (II ed.), 388.
  - *Berkeleyi* Pass. 383.
  - *Buxi* DC. 788-858.
  - *caricina* DC.
    - — f. *C. hirtæ* 59.
    - — f. *C. montanæ* 853.
    - — f. *C. paludosæ* 851.
    - — f. *C. præcocis* (Uredo) 483.
    - — (Teleut.) 852.
    - — f. *C. strictæ* 482.
  - *Centaureæ* DC.
    - — f. *C. nigrescentis* 460.
    - — f. *U. Scabiosæ* 463.
    - — f. *C. Scabiosæ, caulicola* 861.
  - *Cerasi* Cda 49.
  - *Chondrillæ* Cda 458.
  - *Cichorii* Bellynk 384.
  - *Circææ* Pers. 389.
  - *Cirsii* Lasch 128.
    - — f. *Serratulæ* 457.
  - *Clinopodii* DC.

- — f. Calaminthæ 862.
- Conii Fekl. 390.
- Convolvuli Cast. 127.
- Uredosp.
- Teleutosp. 57.
- coronata Cda.
- — f. Glyceriæ 479.
- — — — teleut. 850.
- — f. Lolii 480.
- — f. Tritici sep. 124.
- Cynodontis Dmz. 60.
- Galiorum Lk.
- — f. G. sylvatici 55.
- — f. G. Molluginis (Æcidium) 454.
- — (teleut.) 455.
- — f. Galii purpurei 860.
- — f. Galii veri 456.
- Gentianæ Lk.
- — f. G. cruciatæ (Uredo) 467.
- — — — (Teleut.) 859.
- Glechomæ DC. 446.
- Graminis P. 59.
- heterochroa Dmz. 381.
- Hieracii Mart. 386.
- Lapsanæ Fekl. 52.
- linearis Dmz. 481.
- Luzulæ Lib. 854.
- Magnusiana Keke 849.
- Malvacearum Mtgn.
- — f. Althææ roseæ. 382.
- — f. Malvæ sylv. 470.
- Maydis Bér. (Uredo) 119.
- — (Teleut.) 20.
- Menthæ Pers.
- — f. M. aquatica 121.
- — f. M. austriacæ 449.
- — f. M. rotundifoliæ 453.
- — f. M. sylvestr. (Uredo) 450.
- — — (Ured. et tel.) 452.
- — — (Teleut.) 451.
- Millefolii Fekl. 462.
- Moliniæ Tul. 476. Ured.
- — Teleut. 129.
- obtegens Tul. 51.
- Oreoselini Fekl. 50.
- Pimpinellæ Lk. 475.
- Polygonorum Schldt.
- — f. P. Convolvuli 122.
- — f. P. dumetor. 472.
- — f. P. lapathif. 123.

- = P. Amphibii Fekl.
- Prenanthis Fekl. 53.
- Prunorum Lk.
- — f. Armeniacæ (Uredo) 856.
- — — (Teleut.) 857.
- — f. Pruni domest. 48.
- — f. Pruni spinosæ 855.
- Rumicis Lasch (Uredo) 468.
- — (Teleut.) 469.
- Salviæ glutinosæ Ces.
- — f. epiphylla 130-864.
- — f. caulogena 863.
- Scirpi Lk. 131.
- Senecionis Lib. 461.
- Stachydis DC. 473.
- Stellariæ Dub.
- — f. Cerast. sylvat. 448.
- — f. Malachii aq. 447.
- straminis Fekl. 392.
- Tanaceti DC.
- — f. Chrysanth. corymb. 464.
- — f. Tanaceti vulg. 459.
- Tragopogonis Cda 387.
- Valerianæ Car. et Ces. 876.
- variabilis Grev.
- — f. Leontodontis hast. 465.
- — f. Taraxaci off. 385.
- Veronicarum DC. 56.
- Vincæ (majoris) Bk. 58.
- Violarum Lk.
- — f. V. caninæ 466.

**Pustularia** vesiculosa (Bull.)  
— Fekl. 733.

**Pyrenopeziza** foliicola (Karst.)  
— — f. Quercus 957.  
— ligni (Dmz.) S. 956.

**Pyronema** omphalodes (Bull.)  
Fekl.  
— — — f. Marianum 268.  
— subhirsutum (Schum.) Fekl.  
732.

## R

**Ramularia** Ajugæ (Niessl) Sacc.  
1048.  
— Asperifolii Sacc. 591.  
— calcea (Dmz.) Ces. 1045.  
— didyma Ung. 592.  
— obovata Fekl. 590.  
— ovata Fekl. 1047.  
— Parietarix Pass. 1041.  
— Philadelphi Sacc. 1049.



- Urticæ Ces. 294.
  - variabilis Fekl.
  - — f. Blattariæ 1046.
  - Rhaphidophora** Bardanæ  
(Wallr.) Fekl. 74.
  - Hesperidis Sacc. 74 (II ed.)
  - macrocarpa Sacc. 919.
  - rubella (P.) Fekl. 920.
  - Rhinotrichum** chrysospermum  
Sacc. 573.
  - repens Pr. 289.
  - Rhopoglyphus** filicinus Nke  
(Spermog.) 233.
  - Rosellinia** ambigua Sacc. 162.
  - Aquila (Fr.) DNtrs 80.
  - — f. byssiseda 79.
  - ligniaria (Grev.) Nke 781.
  - pulveracea (Ehrh.) Fekl.
  - — f. Castanæ 780.
  - — f. Quercus 916.
  - — f. Robiniæ 81.
  - thelena (Fr.) Rbh. 917.
  - Rhizisma** acerinum (P.) Fr.
  - — f. Aceris camp. 724.
  - — f. Pseudoplatani 725.
  - salicinum (P.) Fr. 723.
- S**
- Sacidium** dryinum Sacc. 555.  
(sub Stigmella? dryina).
  - Schizophyllum** commune Fr. 5.
  - — f. lobatum 795.
  - Scirrha** rimosa (A. S.) Fekl. 234.
  - Sclerotium** Semen Tode 369.
  - Sepedonium** chrysospermum  
Sacc. (Bull.) Fr. 577.
  - osteophilum Bonord. 366.
  - roseum (Lk.) Fr. 578.
  - Septocylindrium** Bonordenii  
Sacc. 1050.
  - dissiliens (Dub.) Sacc. 583.
  - Septoria** Anemones Dmz. 1007.
  - Astragali Dmz. 1005.
  - Berberidis Sacc. 1015.
  - Bidentis Sacc. 311.
  - Calystegiæ S. non West. 315.  
= S. Convolvuli Dmz.
  - castanicola Dmz. 312.
  - ? Celtidis Sacc. 552.
  - Chelidonii Dmz. 539.
  - Clematidis Dmz. 1011.
  - Clematidis rectæ Sacc. 321.
  - Convolvuli Dmz.
  - — f. C. arvensis 1008.
  - — f. Calystegiæ 315.
  - cornicola (DC.) Cooke 314.
  - Crataegi K. 537.
  - Cucurbitacearum Sacc. 317.
  - Cirsii Niessl. 1014.
  - Cytisi Dmz. 322.
  - Dictamni Fekl. 1012
  - Ebuli Rob. 1013.
  - Eupatorii Rob. 553.
  - Fragariæ Dmz. 548.
  - Fraxini f. Orni 532.  
= S. Orni Pass.
  - Fuckelii Sacc. 1009.
  - Globulariæ Dmz. 1020.
  - Hederæ Dmz. 1010.
  - heterochroa Dmz.
  - — f. Lamii Dmz. 544.
  - Hoyæ Sacc. 1016.
  - Humuli West. 1001.
  - Mori Lévy. 319.
  - Oenotheræ (Lasch.) West 309.
  - oleandrina Sacc. 533.
  - Oxyacanthæ Kze 536.
  - ? persica Sacc. 1097.
  - Petroselini Dmz. 543.
  - Populi Dmz. 313.
  - — f. P. albæ 540.
  - Polygonorum Dmz.
  - — f. Persicariæ 542.
  - — f. Amphibii 310.
  - pyricola Dmz. 320.
  - — f. protrusa 550.
  - Rhamni cathartici Ces. 316.
  - — f. R. saxatilis 546.
  - Rosæ Dmz.
  - — f. R. arvensis 1019.
  - — f. R. caninæ 1018.
  - Rubi (Duby) West. 538.
  - salicicola (Fr.) Sacc. 1017.
  - Saponariæ (Rabh.) Sacc. 323.
  - scabiosicola Dmz.
  - — f. S. sylvaticæ 534.
  - — f. Succisæ 535.
  - Senecionis West. 318.
  - Sorbi (Ces.) Fekl.
  - — f. S. torminalis 551.
  - = S. hyalospora (Ces.) Sacc.
  - Tormentillæ West.
  - — f. Potentillæ 549.

- Ulmi Fr. 545.
- Urticæ Rob. 1002.
- Verbenæ Rob. 1004.
- Vincetoxici (Schub.) Awd. 541.
- Virgaureæ Dmz. 1006.
- Xanthii Dmz. 547.

**Sphaerella** carpinea (Fr.) Awd. 71.

- Clymenia Sacc. 908.
- Ligea Sacc. 692.
- maculiformis (P.) Awd.
- — f. Castaneæ 693.
- Typhæ Lasch) Fekl. 158.

**Sphæria** fuscella S. 72-73.  
= *Leptosphaeria ludibunda* Sacc.

- fuscidula Sacc. 159.
- = *Melanomma fuscidulum* Sacc.

**Sphaeropsis** Hippoglossi Mtgn.

- — f. Rusci aculeati 1000.
- Taxi (Sow.) Bk. 999.

**Spherotheca** Castagnei Lév.

- — f. Bidentis 145.
- — f. Cucurbitacearum 144.
- — f. Erigerontis 899.
- — f. Humuli 67. (II ed.)
- — — conid. 627.
- — — ascoph. 628.
- — f. Inulæ dysent. 632.
- — f. Inulæ hirtæ 630.
- — f. Physalidis 633.
- — f. Plantaginis lanc. 900.
- — f. Sanvitaliæ 629.
- — f. Senecionis nemor. 631.
- — f. Vitis viniferae 626.
- — f. Xanthii Strumarii 901.

**Spicaria** elegans (Cda) Harz. 572.

**Sporidesmium** Bizzozzerianum Sacc. 365.

- helicosporum Sacc. 1064.

**Sporocybe** byssoides Bonord. 303.

- — Bk. 302.

**Sporoschisma** mirabile B. Br. 288.

**Sporotrichum** fuscum. (P.) Lk. 80.

- — var. 1082.
- Bérengerianum Sacc. 247.
- murinum (Lk.) Bon. 290.
- velutinum Sacc. 191.

**Stachybotrys** alternans Bon. 261.

**Stachyliidium** thelenum Sacc. 918.

**Stannaria** Persoonii (Fr.) Fekl. 953.

**Stegia** Illicis (Chev.) Fr. 698.

- Lauri (Cald.) Sacc. 699.

**Stemonitis** fusca Roth 497.

**Stereum** acerinum (P.) Fr. 410.

- hirsutum (W.) P. 32.
- rugosum Pers. 409.
- rubiginosum (Schrad.) Fr. 33

**Stictis** Saccardoii Rehm 258.

**Stigmatea** Robertiani Fr. 909.

**Stigmella** dryina (Cda) Lév. 1065.

- montellica Sacc. 1066.

**Stilbospora** angustata P. 99.

**Stysanus** microsporus Sacc. 1068.

**T**

**Thyridaria** incrustans Sacc. 170.

**Thyrsidium** hedericola (DNtrs) DR. Mtgn. 1078.

**Tilletia** lævis Kühn 373.

**Titea** callispora Sacc. 571.

**Torula** fructigena P. 273.

- herbarum Lk. 272.
- perpusilla Sacc. 1056.
- Uredinis (Lk.) Fr. 359.
- vinosella Sacc. 1057.

**Trametes** hispida Bagl. 21.

- — f. populea 822.
- populina Fr. 415.
- Ribis Fr. f. Corni 20.
- = *Polyporus Ribis*. Fr.
- suaveolens (L.) Fr. 22.

**Trematosphaeria** pertusa (P.) Fekl 691.

- — f. Platani 915.

**Tremella** foliicola Fekl. 566.

- moriformis (Fr.) Bk. 36.

**Trichia** pyriformis Hoffm. 962.

- varia P. 791.

**Trichoderma** viride P. 295.

**Trichothecium** roseum (Bull.) Fr. 293.

- f. pallescens 1034.
- f. Robiniæ 1035.

**Trochila** Craterium (DC.) Fr. 700.

— Laurocerasi (Dmz.) Fr. 726.

**Tubercularia** granulata P.  
1087.

— — f. Pseudacaciæ 565.

= T. vulgaris.

— nigricans Lk. 561.

— persicina Ditm. 368.

— pusilla Sacc. 686.

— Sambuci Cda 562.

— versicolor Sacc. 564.

— vinosa Sacc. 1089.

— vulgaris Tode f. Alni 563.

— — f. Pseudacaciæ 565.

— — f. stipitata 1088.

**Tulasnoda** mammosa Fr. 424.

## U

**Uncinula** adunca (Lk.) Lév.

— — f. Populi nigrae 615.

— — f. Salicis purpureae 890.

— bicornis (Lk.) Lév. 146.

— Bivonae Lév. 617.

— Wallrothii Lév. 616.

**Uredo** Agrimoniae Eupatorii DC.

— — f. Eupatorii 40.

— — f. Agr. odoratae 879.

— miniata Pers. 378.

— Quercus Brond. 880.

— Rhododendri DC. 431.

— Ruborum DC. epiphylla 118

= U. gyrosa. Reb.

— Symphyti DC. 41.

**Urocystis** Anemones (P.) Rabh.

— — f. An. nemorosae 791.

— — f. Hepaticae 840.

— Ranunculi bulbosi 841.

**Uromyces** Aconiti Fekl. 65.

— Behenis (DC.) Lév.

— — f. Silenes inflatae 436.

— — f. Lychnidis vespert. 866.

— Dactylis Othh. 437.

— Dianthi Niessl. 441.

— Erythronii (DC.) Niessl.

— — st. hymen. et teleut. 63.

(II ed.)

— — st. teleutosp. 875.

— Fabae (DC.) dBy 440.

— Junci (Str.) Tul. 438.

an Puccinia Junci Dmz.?

— Laburni (DC.) Fekl.

— — f. Cytisi Laburni 136.

— — f. C. nigric. 868.

— — f. Genistae tinet. 869.

— Lathyri Fekl.

— — f. L. latifolii 135.

— — f. L. pratensis 871.

— — f. L. sylvestris 870.

— Lupini Sacc. 61.

— Medicaginis Pass. 62.

= U. striatus Schröt.

— Orobi (Schum.) Fekl. 137.

— Phaseolorum (W.) dBy 134.

— — f. Dolichi 874.

— Polygoni acicularis Fekl. 138.

— Primulae (DC.) Niessl

— — f. P. minimae 433.

**Uromyces** scutellatus (P.) Lév.

= U. laevis Keke.

— Trifolii (DC.) Fekl.

— — f. T. repentis 442.

— — — (teleut. perfect.) 872.

— — f. T. pratensis 873.

— — f. Loti cornicul. 432.

— Valerianae (DC.) Fekl.

— — f. V. Tripteridis 435.

**Ustilago** Caricis (P.) Fekl. 839.

— Ischæmi Fekl. 375.

— longissima (Sow.) Lév. 374.

— Maydis (DC.) Tul. 110.

— Reiliana Kühn. 425.

— utriculosa (Cda) Tul. 838.

— violacea (P.) Tul. 426.

**Ustulina** vulgaris Tul. 255.

## V

**Valsa** Abietis Fr. 184.

— Ailanthi Sacc. 194.

— — Cytispora 737.

— ambiens (P.) Fr.

— — f. Aceris 754.

— — f. Alni 756.

— — f. Celtidis 936.

— — f. Corni albæ 755.

— — f. Coryli 758.

— — f. Juniperi 757.

— — f. Mali 178.

— — f. Oxyacanthæ 179.

— — f. Salicis, major. 752.

— — — minor 753.

— — f. Ulmi 177.

— ancirina (Somm.) Sacc. 735.

— aspera Nke 193.

— Auerswaldii Nke 765.

- ceratophora Tul.
- — f. Castaneæ 183.
- — f. Quercus, minor 182.
- — f. Quercus, major. 181.
- — f. Rhois 937.
- cerviculata Fr. 173.
- eutypa (Ach.) Nke 192.
- extensa Fr. 180.
- fallax Nke, minor, 746.
- — major 747.
- Fuckelii Nke 748.
- heteracantha Sacc.
- — f. Aceris 207.
- — f. Ailanthi 205.
- — f. Berberidis 206.
- — f. Broussonetiae 202.
- — f. Mori 201.
- — f. Mori endophlæa 742.
- — f. Gleditschiæ 740.
- — f. Hibisci syr. 741.
- — f. Robiniæ 738.
- — — conid. 739.
- — f. Salicis 203.
- — f. Sambuci 204.
- Laurocerasi Tul. 761.
- leucostoma (P.) Fr.
- — f. Cerasi 195.
- leucostroma Mtgn. 736.
- ludibunda Sacc.
- — f. Pseudacaciæ 939.
- — f. Populi 938.
- microstroma (P.) Fr. 761.
- Prunastri (P.) Fr.
- — f. Armeniacæ 176.
- — f. Cerasi 174.
- — f. Persicæ 175.
- Rosarum DNtrs 744.
- Rubi Fekl. 745.
- referciens Nke.
- — f. Aceris 200.
- — f. Broussonetiae 198.
- — f. Carpini 734.
- — f. Mori 197.
- — f. Platani 199.
- — f. Robiniæ 196.
- salicina (P.) Fr.

- — f. S. babylonicæ 759.
- — — sperm. 760.
- — f. tetraspora 188.
- — f. tetraspora viminea 189.
- sordida Nke 185.
- — sperm. 762.
- stenopora Tul. 750.
- — sperm. 751.
- Spegazziniana Sacc. 749.
- subsecta (Fr.) Nke 190.
- translucens DNtrs 187.
- velutina (W.) Sacc. 191.
- Verrucula Nke 743.
- Vitis (Schw.) Fekl. 186.

**Valsaria** insitiva C. DNtrs.

- — f. Fraxini Orni 244.
- — f. Gleditschiæ 238.
- — f. Mori 242.
- — f. Paliuri 240.
- — f. Quercus 241.
- — f. Robiniæ 243.
- — f. Ulmi 239.
- rubricosa (Fr.) Sacc. 690.

**Venturia** Alchemillæ (Grev.) B.  
Br. 695.

- chlorospora (Ces.) Wint. 910.
- Potentillæ (Sow.) Sacc. 694.
- Kunzei Sacc. 696.

**Vermicularia** atramentaria B.  
et Br. 557.

- circinans Berk. 556.
- Dematium (P.) Fr. 977.
- Liliacearum West.
- — f. Hemerocallidis 306.
- — f. Lillii 305.
- trichella Fr.
- — f. Pomona 558.
- Wallrothii Sacc. 976.

**Verticillium** Candelabrum Bon.  
576.**X**

- Xylaria** Hypoxylon (Ehr.) Grev.  
256.
- polymorpha (P.) Grev. 257.





## MICHELIA

## COMMENTARIUM MYCOLOGIÆ ITALICÆ

CURANTE P. A. SACCARDO

## INDEX

- SACCARDO P. A. — Fungi novi ex Herbario professoris  
doct. P. MAGNUS . . . . . pag. 117
- Fungi Veneti novi vel critici vel Mycologiæ Venetæ, addendi, Series VII (sistit genera: *Phyllosticta*, *Ascochyta*, *Septoria*, *Discosia*, *Leptothyrium*, *Melasmia*, *Piggotia*, *Coniothyrium*, *Hendersonia* et *Glæosporium*) . . . . . » 133
- SPEGAZZINI C. — Fungi coprophili Veneti Pugillus I (Ascomyceteæ) . . . . . » 222
- SACCARDO P. A. — Fungi Veneti novi v. critici, Series VIII (illustrans præcipue species in Centuriis VIII-XIII. *Mycothecæ Venetæ* editas) . . . . . » 239

Fol. 10 — Pretium it. lib. (*francs*) 10



# FUNGI NOVI

EX HERBARIO

PROFESSORIS DOCT. P. MAGNUS BEROLINENSIS

AUCTORE

P. A. SACCARDO

---

Clarissimus professor P. MAGNUS fungos ab ipso in variis itineribus suis per Daniam, Germaniam, Helvetiam, Italiam etc. collectos, nec non ab amicis communicatos, paucos ante menses determinandos benevole tradidit. Species, præter novas, non paucas rariores videre gavisus sum. Tales e. g. *Hypocrea citrina* (Pers.) Fekl., *Anthostomella lugubris* (Rob. & Dmz.) Sacc., *Leptosphaeria derasa* B. & Br., *Pleospora deflectens* Karst. (cui *P. vagans* Niessl affinis), *Pleospora hispida* Niessl, *Nectriella mitlina* (Mtgn.) Sacc., *Cronartium asclepiadeum* Fr. f. *Gentianæ asclepiadæ* Rbh., *Nematogonium aurantiacum* Dmz., *Haplaria repens* Bon., *Trichocladium asperum* Harz., *Cercospora Lythri* (West.) Niessl, *Septoria Oreosolini* (Lasch) Niessl etc. etc. Species mihi novæ visæ multæ adsunt, in quarum numero plures, ut videbitur, nobiliores. Diagnoses sequuntur.

## Hymenomycetæ.

1. *Solenia exigua* Sacc. Dense gregaria argillaceo-lutescens; tubulis cylindricis  $\frac{1}{2}$  mill. altis, exilibus, adscendentibus v. subobliquis, intus obscurioribus, extus ob hyphas continuas, 3 diam., patienti-recurvas apice sæpe hyalino-inflatas velutinis; sporis....

*Hab.* in ligno putrescente in calidario Palmarum Horti botanici Berolinensis, 1873 (P. MAGNUS).

*Obs.* A *Solenia ochracea* Fr., Cooke F. B. ed. II. n. 405 differt tubulis tenuioribus sed longioribus, argillaceis nec ochraceis etc. Ab *Hydnis* (Sect. V\* in Fr. Hym. Eur. p. 612) longius distat.



## Protomycetæ.

2. *Protomyces carpogenus* Sacc. Sporis in acervulos applanatos epidermide velatos, varie extensos, lateritioroseos dense aggregatis, globulosis v. globoso-ovoideis quandoque obsolete angulosis, 18-20 micr. diam. vel 25  $\approx$  20, pallide ochraceo-roseis, nubilosus, episporio concolori 1 micr. crasso.

*Hab.* in cortice Cucurbitæ, socia *Phoma decoratante* DNtrs ad *Travemünde an der Ostsee bei Lübeck*, 1873 (P. MAGNUS).

3. *Protomyces fallax* Sacc. Follicola, epidermide tectus, gregarius; sporis globosis 16-20 micr. diam., lævissimis, guttulatis v. 1-nucleatis, initio hyalinis, tunica  $\frac{1}{2}$ -2 micr. crassa, dilutissime fusca, tandem sporis totis fuscidulis.

*Hab.* in foliis Pini sylvestris putrescentibus cum *Sphaeropside Strobi* B. et Br. var., Berolini (P. MAGNUS).

*Obs.* Cum *Cæomate Abietis*, *Peridermiis* etc. comparavi sed omnino diversus.

## Ascomycetæ.

### GYMNOASCACEÆ.

4. *Taphrina?* *candicans* Sacc. Cæspitulis hypophyllis, applanatis, velutinis, candicantibus; ascis fasciculatis sessilibus cylindraco-clavatis, 75  $\approx$  12, apice obtusis truncatisve, basi obtuse attenuatis, tunica apice integra, diu granuloso-farctis, dein obscure polysporis; sporidiis globosis ovatisve, 5-6  $\approx$  4-5, sæpe initio in catenulas 3-4-sporas junctis, dein secedentibus, hyalinis.

*Hab.* in pagina inferiore foliorum adhuc viventium *Teucrii Chamædryos* prope Tergestum, Nov. 1873 (P. MAGNUS).

*Obs.* De genere et de autonomia paululum adhuc dubito. Cum *Erineaceis* (= *Cæcidiis*, ergo entomogoneis) confundi nequit.

## PYRENOMYCETÆ.

5. *Rhaphidophora maritima* Sacc. Peritheciis gregariis, foliorum parenchymate immersis, globosis, diam.  $\frac{1}{3}$  mill. nigris, contextu distincte celluloso fuligineo, ostioliis epidermidem perforantibus, brevissimis, truncatis; ascis cylindricis,  $140-180 \times 10-12$ , apice obtuse rotundatis, basi breve attenuato-stipitatis, paraphysibus nullis, 8sporis; sporidiis filiformibus, ascos subæquantibus,  $15-18$ -septatis, tandem in articulos cylindricos,  $15-20 \times 2$ , utrinque truncatos 1-septatos, perfecte hyalinos secedentibus.

*Hab.* in foliis *Zosteræ marinæ* ad *Lister Rhede auf der Insel Sylt in der Nordsee an der Küste von Schleswig*, Sept. 1874 (P. MAGNUS).

*Obs.* Ob sporidia in articulos biloculares (ut descripsi) secedentia a ceteris speciebus rite diversa.

6. *Leptosphæria Graminum* Sacc. Peritheciis sparsis punctiformibus,  $\frac{1}{10}-\frac{1}{12}$  mill. diam., globulosis, innatocrumpentibus papillulatis, contextu peritheci distincte parenchymatico fuligineo; ascis cylindræo-clavatis, brevissime crasse stipitatis,  $50-60 \times 12-15$ , apice tunica integra obtusiusculis, paraphysibus filiformibus obvallatis, octosporis; sporidiis distichis oblongo-fusoideis,  $15-16 \times 4$ , rectiusculis, diu 4-nucleatis, dein 3-septatis, non constrictis, hyalinis.

*Hab.* in foliis emortuis *Calamagrostidis* prope Berolinum (P. MAGNUS).

*Obs.* In operibus *Auerswaldii*, *Cookei*, *Fuckelii*, *Karstenii*, *Niesslii* hanc speciem reperire nequeo; nonnihil ad *Lept. Ophiopogonis* Sacc. accedit.

7. *Leptosphæria littoralis* Sacc, *Fungi ital.* tab. 144 et *Michelia* fasc. I. pag. 38-f. *Calamagrostidis arenariæ*. A typo paululum recedit sporidiis non guttullatis sed nubilosus; ex ætate?

*Hab.* in ejusdem foliis emortuis ad *Reinickendorf* prope Berolinum, Jul. 1868 (P. MAGNUS). Forma typica

in *Psamma arenaria* ad *Heringsdorf* bei *Swine-münde an der Ostsee* (P. MAGNUS).

8. *Leptosphaeria anceps*, Sacc. Peritheciis sparsis, subcutaneis, prominulis, globoso-lenticularibus, punctiformibus, 150 micr. diam., ostiolo impresso pertuso; peritheciis contextu distincte parenchymatico fuligineo; ascis cylindraceis brevissime nodoso-stipitatis, 50-55  $\approx$  8, apice tunica integra obtusiusculis, paraphysibus filiformibus obvallatis, octosporis; sporidiis distichis v. oblique monostichis, oblongo-fusoides, 15-16  $\approx$  3  $\frac{1}{2}$ , rectis curvulisve, 3-septatis, ad septa non constrictis, utrinque obtusiusculis flavo-olivaceis.

*Hab.* in ramis nondum emortuis *Ribis nigri* in *Thiergarten* Berolini, Julio 1873 (P. MAGNUS).

*Obs.* Affinis *Leptosphaeria parvula* Niessl Beitr. 23, a qua differt ascis cylindraceis, angustioribus, sporidiis paulo minoribus, flavidis et habitatione prorsus aliena. Affinis quoque *Lept. Coniothyrio* (Fckl.) Sacc. a qua differt ascis conspicue brevioribus, crassioribusque, sporidiis saepius distichis flavidis, nec fuscis etc.

9. *Leptosphaeria oreophila* Sacc. Peritheciis sparsis v. gregariis epidermide tumidula, dein fissa, velatis, globoso-lenticularibus, breve sed distincte papillatis, diam. 250 micr., basi hyphis parvis fuliginis cinctis, contextu membranaceo distincte parenchymatico fuligineo; ascis cylindraceo-clavatis, 60-70  $\approx$  12, breve crasseque stipitatis, paraphysibus filiformibus obvallatis, octosporis; sporidiis distichis, in ascis diu permanentibus, cylindraceo-fusoides, 28-30  $\approx$  4, utrinque obtusiusculis, curvulis, 5-locularibus, loculo secundo superiore leniter crassiore, 5-guttulatis, olivaceis.

*Hab.* in caulibus emortuis *Tofieldiæ calyculatae* in *Rax-Alpe beim Sömmering* Austriae, Aug. 1864 (E. VON MARENZELLER in herb. P. MAGNUS).

*Obs.* A *Leptosphaeria culmicola* (Fr.) Karst., cui valde affinis, differt praecipue peritheciis majoribus, sporidiis ut plurimum 5-locularibus, loculo turgidiore secundo, olivaceis; praeterea habitu et habitatione alienis.

10. *Pleospora polyphragmia* Sacc. Peritheciis laxe gre-

gariis, subcutaneis, tandem erumpenti-superficialibus, e globoso depressis, collabescendo umbilicatis, majusculis, diam.  $\frac{1}{3}$ - $\frac{1}{2}$  mill., ostiolo papillato, minutissimo, initio undique laxe pilosellis, tandem calvescentibus, pilis subtortuosis, septulatis, opace fuligineis, sursum pallidioribus; ascis clavatis, breve crasse stipitatis,  $150 \approx 30$ , apice rotundatis, paraphysibus filiformibus obvallatis, octosporis; sporidiis distichis, ovato-oblongis,  $35-40 \approx 15-18$ , utrinque rotundatis, sed polo superiore obtusiore,  $13-15$ -septatis, denseque muriformibus, ad septa lenissime (ad medium distinctius) constrictis, fuligineis.

*Hab.* in caulibus herbarum majorum putrescentibus in *Radaster-Thal* prope *Trins* in Tyrolia, Aug. 1874. (P. MAGNUS).

*Obs.* Sporidiis creberrime septatis peritheciisque pilosellis a ceteris speciebus affinibus facile distinguitur.

11. *Pleospora lanuginosa* Sacc. Peritheciis tectis gregariis globoso-compressis, majusculis,  $\frac{1}{2}$ - $\frac{1}{4}$  mill. diam., extus undique breve griseo-lanuginosis, pilis ramosis intricatis continuis fuscidulis; ostiolo punctiformi papillato, epidermidem vix perforante; peritheci contextu distincte celluloso, fuligineo; ascis cylindraceo-clavatis, medio-criter noduloso-stipitatis, apice tunica integra rotundatis,  $140-150 \approx 16-18$ , paraphysibus nullis genuinis, octosporis; sporidiis distichis oblongo-fusoideis rectis curvulisve,  $30-36 \approx 8$ ,  $5-6$ -septatis ad septa tandem leniter constrictis, septis longitudinalibus  $1-3$   $1$ -seriatis, dilute melleis.

*Hab.* in vaginis graminum majorum (*Glyceriæ*?) in *Ausgang des Parkes von Lanke nach Riesenthal zu* in Marchia Brandenburg, Majo 1872 (P. MAGNUS).

*Obs.* Perithecia quandoque in pagina interiore vaginalium seminudata basi que (*Plagiostomæ devereæ* ad instar) umbilicata conspiciuntur. Species a ceteris mihi notis conspicue diversa.

12. *Physalospora fallaciosa* Sacc. Peritheciis sparsis gregariisque innato-erumpentibus e globoso lenticularibus  $150$  micr. diam., aterrimis, breve papillatis, conte-



xtu distincte celluloso fuligineo; ascis cylindraceo-clavatis breve crassiuscule stipitatis, 75-85  $\approx$  12-15, apice, lumine initio leniter coarctato, obtusis, paraphysibus filiformibus evanidis obvallatis, octosporis; sporidiis distichis v. oblique monostichis, ovato-oblongis, 15-18  $\approx$  5  $\frac{1}{2}$ -7, rectis curvulisve utrinque obtusiusculis, strato exiguo gelatinoso primitus obvolutis, granulosis, hyalinis.

*Hab.* in foliis bracteisque languidis Aletridis et Musæ in horto botanico Berolinensi, Aug. 1873 et Majo 1875 (P. MAGNUS).

13. **Physalospora?** **Koehneana** Sacc. Peritheciis gregariis subcutaneis, tectis dein epidermide fissa semi-erumpentibus, aterrimis, globoso-lenticularibus,  $\frac{1}{8}$ - $\frac{1}{6}$  mill. diam., contextu distincte celluloso fuligineo, ostiolo minutissimo papillato; ascis cylindraceis quandoque cylindraceo-fusoideis, 100  $\approx$  15-20, subsessilibus, apice, lumine leniter coarctato, obtusatis, paraphysibus filiformibus obvallatis, octosporis; sporidiis monostichis v. subdistichis, rarius transverse positis, ellipsoideis, 14-16  $\approx$  8, strato mucoso hyalino diu obvolutis, granulosis, hyalinis.

*Hab.* in pagina superiore foliorum languidorum Astragali cujusdam prope *Fürstenwalde* in Marchia *Brandenburg* (KOEHNE in herb. MAGNUS).

*Obs.* Perithecia epidermide leniter nigrificata tecta. Si sporidia dein fuliginea fiant, tunc species ad gen. *Anthostomellam* migraret.

14. **Sphærella Adonis** Sacc. Peritheciis laxè gregariis, punctiformibus, globulosis, papillulatis, 80-100 micr. diam., innato-erumpentibus; contextu distincte parenchymatico, solidiusculo, fuligineo; ascis cylindraceo-fusoideis, 80-90  $\approx$  15, breve crasse stipitatis, aparaphysatis, octosporis, apice, tunica integra, rotundatis; sporidiis distichis elongato-fusoideis, 28-30  $\approx$  4  $\frac{1}{2}$ -5, rectis curvulisve utrinque obtuse attenuatis, 1-septatis, non constrictis, hyalinis.

*Hab.* in pagina inferiore et parcius in superiore foliorum Adonidis vernalis in Marchia *Brandenburg* (O. REINHARDT in herb. P. MAGNUS).

*Obs.* Affinis, quoad sporidia, *Sphaerella Populi* Awd.

15. **Pleonectria Berolinensis** Sacc. Peritheciis erumpenti-superficialibus, in caespitulos pulvinatos aggregatis e globoso depressis, diam.  $\frac{1}{3}$ - $\frac{1}{2}$  mill. mox umbilicato-scutellaribus, lateritio-rubris, contextu laxo celluloso, rubescente, ostiolo impresso; ascis cylindraceutis, subsessilibus, 90-100  $\times$  10, apice coarctato-truncatis, paraphysibus genuinis nullis, 8sporis; sporidiis monostichis ovato-oblongis, 18-20  $\times$  8, utrinque obtusiusculis, tenuiter 7-septato-muriformibus, non constrictis, minute guttulis, hyalinis.

*Hab.* in ramis emortuis Ribis aurei (?) in Horto botanico Berolinensi (P. MAGNUS).

*Obs.* Habitus *Netricae sinopiceae* sed fructificatio prorsus aliena.

16. **Chætomium calvescens** Sacc. Peritheciis superficialibus e basi applanata globulosis, diam.  $\frac{1}{4}$ - $\frac{1}{5}$  mill., aterrimis, contextu distincte celluloso, fuligineo, breve sparse pilosellis; ascis.... (diffluentibus?); sporidiis ellipsoideo-limoniiformibus (h. e. utrinque breve obtuse apiculatis), 10-14  $\times$  5-5 $\frac{1}{2}$ , pluriguttulatis, fulvo-ferrugineis.

*Hab.* in ligno pineo putrescente, socia *Magnusia nitida*, Berolini 1869 (P. MAGNUS).

*Obs.* Colore et magnitudine sporidiorum facile dignoscenda species.

17. **Magnusia** Sacc. nov. gen. Perithecia e globoso horizontaliter oblonga, membranaceo-carbonacea, astoma, glabra, basi filamentis paucis apice circinatis cincta. Asci.... diffuentes? Sporidia continua, olivacea.

*Obs.* Hoc novum genus, præclaro inventori PAULO MAGNUS jure meritoque dicatum, a *Chætomio* differt peritheciis nitidissimis, applanato-oblongis, sola ima basi filamentis paucis cinctis; a *Perisporio* forma perithecii filamentisque apice exquisite circinatis, fuligineisque; ab *Apiosporio*, cui forte affinius, filamentis iisdem, sporidiis fuscis etc.

18. **Magnusia nitida** Sacc. Peritheciis superficialibus, horizontaliter oblongis  $\frac{1}{4}$ - $\frac{1}{3}$  lg., aterrimis, nitidissimis, astomis, contextu minute sed distincte celluloso, fuligineo, basi

filamentis 6-8, plerumque geminatis, perithecio paulo longioribus, apice exquisite circinatis, fuligineis cinctis; sporidiis ellipsoideis, minutis,  $4-5 \approx 3\frac{1}{2}$ , lutescenti-olivaceis, guttulam hyalinam includentibus.

*Hab.* in ligno pineo putri Berolini, socio *Chaetomio calvescente*, 1869 (P. MAGNUS).

*Obs.* Sporidia quandoque in glomerulos congregata videntur, an ergo primitus in ascis (cito diffluentibus?) inclusa?

### Sphæropsideæ.

18. *Hendersonia ichthyospora* Sacc. Peritheciis gregariis epidermide velatis dein erumpentibus, globuloso-applanatis,  $\frac{1}{3}-\frac{1}{4}$  mill. diam., breviter papillatis, contextu distincte celluloso fuligineo, solidiusculo; stylosporibus oblongis,  $15-18 \approx 3\frac{1}{2}$ , 3-septatis, non constrictis e hyalino dilute olivaceis in stipitem sensim attenuatis ideoque subpisciformibus, stipite filiformi 30-35 lgo, basi  $\frac{3}{4}$  micr. crasso, hyalino,

*Hab.* in caulibus ramisque Umbelliferarum ad *Börncke* prope *Bernau* in Marchia *Brandenburg*, 1872 (P. MAGNUS).

*Obs.* Stylosporibus fere pisciformibus a ceteris speciebus mihi notis facillime dignoscenda.

19. *Hendersonia arenaria* Sacc. Peritheciis gregariis subcutaneis dein erumpentibus, globoso-lenticularibus,  $\frac{1}{4}-\frac{1}{5}$  mill. diam., minutissime papillatis, quandoque subhysteriiformibus, atris, contextu minute sed distincte celluloso, ochraceo-fuligineo; stylosporibus cylindraccis reticatis curvulisve utrinque obtusiusculis, 30-35  $\approx 3\frac{1}{2}-4$ , plasmate 4-partito, 3-septatisque, hyalinis.

*Hab.* in culmis *Elymi arenarii* ad *Skaereninsel* östlich von *Dalaroe* prope *Stokholm*, Julio 1871 (P. MAGNUS).

*Obs.* Ad genus *Septoriam* paululum quoque vergit.

20. *Hendersonia riparia* Sacc. Peritheciis gregariis, tectis, globoso-lenticularibus, punctiformibus, 80-100 micr. diam. pertusis; contextu celluloso laxiusculo, ochraceo-

fuligineo; stylosporis cylindraccis, 40-45  $\times$  3  $\frac{1}{2}$ -4, curvulis, utrinque obtuse leniter attenuatis, 6-7-septatis, sæpius 7-8-guttulatis, flavidis, basidiis fasciculatis filiformibus, sursum attenuatis, 20-30  $\times$  2-3, hyalinis, fultis.

*Hab.* in foliis, præcipue ad paginam infer. Caricis ripariæ ad *Finkenkrug* prope *Spandau* in Marchia *Brandenburg*, Junio 1872 (P. MAGNUS).

*Obs.* Peraffinis videtur *Darlucæ* (*Hend.*) *macropodi* Bk., Cooke *Hndb.* p. 437, a qua stylosporis distincte 6-7-septatis (nec tantum 3-6-guttulatis) differt.

21. **Phoma difformis** Sacc. Peritheciis gregariis erumpenti-superficialibus, epixylis, e globoso conoideis difformibusque,  $\frac{1}{4}$ - $\frac{1}{3}$  mill. diam., varie breve papillatis, aterimis, subcarbonaceis; spermatis ellipsoideis, 2  $\frac{1}{2}$  3  $\approx$  2, hyalinis in basidiis fasciculatis crassiuscule filiformibus acrogenis.

*Hab.* in ligno putri (*Tiliæ*?) Berolini, Febr. 1872 et Martio 1877 (P. MAGNUS).

22. **Phoma labens** Sacc. Peritheciis gregariis superficialibus,  $\frac{1}{4}$  mill. diam., globosis vix papillatis, membranaceo-molliusculis, dein collabescendo excavatis, fuligineo-atris; spermatis cylindraccis 4  $\approx$  1, lenissime curvulis, hyalinis, basidiis filiformibus, fasciculatis spermatio duplo longioribus ex strato prolifero celluloso fuligineo oriundis fultis.

*Hab.* in libro trunci *Robinia* *Pseudacacia* Berolini, 1877. (P. MAGNUS),

23. **Phoma Visci** Sacc. Peritheciis in maculis foliorum arescendo flavicantibus aggregatis epidermide velatis dein erumpentibus, subglobosis papillulatis, atris, diam.  $\frac{1}{4}$ - $\frac{1}{5}$  mill., solidiusculis; spermatis oblongo-ovatis, rectis, 5  $\approx$  2  $\frac{1}{2}$ , 2-guttulatis, hyalinis.

*Hab.* in foliis *Visci albi* ad *Prater* *Vindobonæ*, Majo 1875 (P. MAGNUS).

*Obs.* A *Phyllostictis* peritheciis pachydermaticis recedit.

24. **Phoma?** *cassubica* Sacc. Peritheciis gregariis epidermide velatis, dein semi-erumpentibus, astomis, lon-



gitudinaliter oblongis, subcarbonaceis, aterrimis; spermatis cylindræis, 18-20  $\times$  2, utrinque obtusiusculis, curvulis rectisve, 1-septatis, non constrictis, hyalinis, basidiis dense fasciculatis, 50-60  $\times$  3, filiformibus, guttulis, hyalinis.

*Hab.* in caule *Viciæ cassubicæ* ad *Driesen* in *Marchia Brandenburg* (P. MAGNUS).

*Obs.* Perithecorum forma spermatisque 1-septatis a genere desciscit.

25. **Phoma pinea** Sacc. Peritheciis dense gregariis superficialibus epixylis, globulosis vix papillatis, 80-150 micr. diam., aterrimis; spermatis cylindræis utrinque acutatis, curvulis, 5  $\times$  1, hyalinis.

*Hab.* in libro *Pini sylvestris putri*, Berolini, 1876 (P. MAGNUS).

26. **Phoma pithya** Sacc. Peritheciis sparsis subcutaneis, dein semierumpentibus, globulosis, vix papillatis,  $\frac{1}{3}$  mill. diam., contextu celluloso solidiusculo fuligineo; spermatis fusoides plerumque rectis, 9-11  $\times$  2  $\frac{1}{2}$ -3  $\frac{1}{2}$ , initio 2-guttulatis, hyalinis.

*Hab.* in ramulis corticatis *Pini sylvestris* in horto botanico Berolinensi, Febr. 1870 et 1877. (P. MAGNUS).

*Obs.* Verisimiliter status spermogonicus *Diaporthis* (Tetrast.) *pithyæ* Sacc.

27. **Phoma Patonieana** Sacc. Peritheciis gregariis v. hinc inde in cæspitulos parvos aggregatis, erumpentibus, globulosis vix papillatis, aterrimis, contextu celluloso fuligineo; spermatis ovato-ellipsoideis, 8-10  $\times$  4, hyalinis e strato proligero immediate oriundis.

*Hab.* in ramulis corticatis (*Drupacæ*?) in *Thiergarten* Berolini, Jan. 1876 (H. PATONIÈ in herb. P. MAGNUS).

28. **Phoma salsa** Sacc. Peritheciis gregariis punctiformibus epidermide velatis erumpentibusque, globoso-depressis, 100 micr. diam., pertusis, contextu distincte celluloso ochraceo-fuligineo; spermatis cylindræis lenissime curvis, 4  $\times$  1, utrinque rotundatis, 1-guttulatis, hyalinis.

*Hab.* in ramis bracteisque *Salsolæ Kali* ad *Nordcanal* prope Berolinum, Jan. 1872 (P. MAGNUS).

29. *Phoma graminella* Sacc. Peritheciis gregariis subcutaneis globoso-depressis  $\frac{1}{6}$ - $\frac{1}{5}$  mill. diam., atris, ostiolo obtusiusculo brevi perforante, contextu perithecii distincte laxiuscule celluloso, fuligineo; spermatiis ovato-fusoideis, utrinque acutiusculis, rectis, 15-18  $\approx$  4, hyalinis.

*Hab.* in foliis Calamagrostidis ad *Helgoland* 1865. (P. MAGNUS).

*Obs.* Pari fere jure ad gen. *Sphaeropsidem*; sed meo sensu hujus generis genuinæ species a gen. *Phoma* nulla nota essentiali differunt, nam ceteræ *Diplodiam* aut *Coniothyrium* spectant. Præsens species a *Ph. biocellata* Mtgn., *Ph. Graminis* West. et *Sphaeropside arundinacea* Bk. certe distinguenda.

30. *Ascochyta graminicola* Sacc. Maculis expallentibus v. obsoletis, peritheciis gregariis punctiformibus lenticularibus 100 micr. diam. pertusis, contextu distincte parenchymatico fuligineo; spermatiis ovato-fusoideis 10-12  $\approx$  4, rectis, 1-septatis, 2-nucleatis, hyalinis.

*Hab.* in foliis Arrenatheri avenacei Berolini, Junio 1872. (P. MAGNUS).

31. *Septoria Phyteumatum* Sacc. Maculis indeterminatis expallentibus; peritheciis dense gregariis, initio epidermide velatis e globoso lenticularibus, 80-100 micr. diam., poro pertusis, contextu parenchymatico solidiusculo fuligineo; spermatiis filiformibus rectis curvulisve, 40-45  $\approx$  1, vix guttulatis, continuis, hyalinis.

*Hab.* in foliis *Phyteumatum* prope Vindobonam (MARENZELLER in herb. P. MAGNUS).

*Obs.* Ab hac *Septoriam Phyteumatis* Siegm. in F. E. n. 1350, alienam censeo.

32. *Septoria argyræa* Sacc. Maculis arescendo ochraceis variis sæpe fusco-cinctis; peritheciis punctiformibus lenticularibus gregariis,  $\frac{1}{10}$ - $\frac{1}{12}$  mill. diam., pertusis; spermatiis cylindræis, rectiusculis v. tortuosis, 20-30  $\approx$  2 $\frac{1}{2}$ -3, utrinque obtusiusculis, hyalinis, dein in cirrhos breves carneolos protrusis.

*Hab.* in pagina superiore foliorum *Elæagni argenteæ* in Horto botanico di S. Giobbe Venetiis, Oct. 1875 (P. MAGNUS).

*Obs.* A *Septoria Elwagni* Dmz. differt spermatis septatis aliisque notis.

33. *Septoria?* *pleosporoides* Sacc. Maculis nullis; peritheciis sparsis cladogenis, epidermide velatis, globoso-depressis,  $\frac{1}{2}$  mill. diam., ostiolo papillato brevi; perithecii contextu celluloso fuligineo; spermatis filiformibus, rectis curvulisve, 40-50  $\approx$  1-1 $\frac{1}{2}$ , continuis, obsolete guttulatis, hyalinis.

*Hab.* in caulibus herbarum majorum prope Berolinum et in caule *Gei* urbani in *Thiergarten* Berolini, Apr 1874 (P. MAGNUS); in caule *Rumicum* Romæ (BAGNIS)

*Obs.* Perithecia habitu et magnitudine *Pleospora herbarum*; species ergo a genere deflectens.

34. *Septoria Oreoselini*. (Lasch) Niessl herb. —? *Ascochyta Oreoselini* Lasch. in Kl. Herb. myc. N. 850 (non vidi).

*Hab.* in foliis *Peucedani Oreoselini* ad *Rastatt*, 1871 (P. MAGNUS).

*Obs.* Maculae subcirculares expallentes, rufo-marginatae; perithecia punctiformia, lenticularia, pertusa,  $\frac{1}{12}$  mill. diam.; spermata filiformia curvula, 25-26  $\approx$  1 $\frac{1}{2}$ , continua, hyalina.

### Melanconiceæ.

35. *Myxosporium?* *aberrans* Sacc. Nucleis gregariis, subcutaneis dein erumpentibus, varie sinuosis sordide roseis; spermatis e strato prolifero ochraceo fasciculatim oriundis, stipitatis, ovato-fusoideis, rectis curvulisve 1-septatis, sæpius constrictis, 15-16  $\approx$  3-4, e hyalino dilutissime roseis, basidiis cylindræo-conoideis paulo longioribus.

*Hab.* in cortice (*Aesculi?*) in horto botanico Berolinensi, Martio 1877 (P. MAGNUS).

*Obs.* Affinis *Nemaspora persicinæ* Fres. Beitr. tab. III. fig. 53-55, sed satis diversum. Illa et hoc cum nullo *Nemasporæ* genere ob spermata 1-septata congruunt, sed novum condere tædet.

36. **Gloeosporium Lindemuthianum** Sacc. & Magnus. Maculis epicarpicis, subrotundis, arescendo infuscatis, initio rufo-cinctis; acervulis sordide albis in media macula epidermidem pustulatim inflantibus dein erumpentibus; sporophoris fasciculatis, cylindraceis, 45–55 lg., simplicibus; conidiis aerogenis, oblongis rectis curvulisve utrinque subrotundatis, 16–19  $\approx$  4 $\frac{1}{2}$ –5 $\frac{1}{2}$ , intus granulosis, hyalinis.

*Hab.* in leguminibus adhuc vivis Phaseoli vulgaris in *Obst- und Gemüse-Garten des landwirthschaft. Instituts Poppelsdorf bei Bonn*, Aug. 1875 (LINDEMUTH in herb. P. MAGNUS); Patavii, Julio 1875 (SACCARDO).

*Obs.* An *Septoria Leguminum* Dmz. (non ejus var.  $\beta$ .) X.<sup>me</sup> Not. p. 10 (1843) sistat hujus Gloeosporii statum juvenilem dijudicare nequeo; certe descriptio l. c. longe abhorret. Multo propius accedit *Gloeosporium fructigenum* Bk.

37. **Gloeosporium affine** Sacc. Myc. Ven. n. 972. Maculis arescendo dealbatis variis; acervulis sparsis, saepe epiphyllis, initio epidermide nigricante velatis, dein cirrhose erumpentibus; conidiis cylindraceo–oblongis, utrinque rotundatis, 14–20  $\approx$  4–6, nubiosis, hyalinis; basidiis filiformibus brevibus fultis.

*Hab.* in foliis coriaceis Hoyæ, Vanillæ etc. in horto botanico Patavino, Martio 1876 (SACCARDO); et in foliis Orchidearum in calidario horti botanici Dresdensis, Sept. 1873 (P. MAGNUS).

38. **Gloeosporium Thomasianum** Sacc. Maculis parvis subcircularibus, amphigenis, rufis; acervulis in media macula erumpentibus, albidis; conidiis ex ovato oblongis utrinque rotundatis, constricto-didymis, 25–30  $\approx$  12–15, quandoque loculo uno laterali accedente, rarius conidiis duobus confluentibus, 2–4–guttulatis, hyalinis, basidiis crassis oblongis, conidium subæquantibus, fultis.

*Hab.* in pagina superiore et inferiore foliorum languidorum Evonymi latifolii ad *Soolenleitung am Fürstenstein bei Berchtesgaden in Salzkammergut* (bei Reichenhall) in Bavaria (Doct. FR. THOMAS in herb. P. MAGNUS).



*Obs.* Affine *Glœosporio chartusiano* Sacc. M. V. n. 970 et F. it. tab. 86, sed rite distinctum.

39. **Glœosporium alpinum** Sacc. Maculis nullis; acervulis hypophyllis, epidermide tumidula velatis, variis, sordide albis; conidiis oblongo-cylindræis, utrinque obtusiusculis, 14-15  $\approx$  3-4, curvulis, quandoque versus medium tenuiter constrictis, sæpius 2-nucleatis, hyalinis, basidiis brevibus oblongis fultis.

*Hab.* in pagina inferiore foliorum viventium *Arctostaphyli alpini* prope *Innichen* in *Pusterthal* Tyroliaë (Doct. FR. THOMAS in herb. MAGNUS).

40. **Glœosporium tubercularioides** Sacc. Maculis nullis; acervulis minutissimis, gregariis, epidermide velatis, dein erumpentibus, carneolis; strato prolifero crassiusculo e cellulis subrotundo-angulosis, crasse 1-2-nucleatis, dilute ochraceis conflato; basidiis cylindræis simplicibus v. breve verticillato-ramulosis, apice incrassatis vel rarius attenuatis remote septatis hyalinis; conidiis in apice basidiorum v. ramulorum acrogenis ovato-oblongis, 12-15  $\approx$  5-8, continuis, rectis curvulisve hyalinis. — Conidia solitaria in ramulis, subcapitata in apice basidiorum.

*Hab.* in pagina inferiore foliorum languentium *Ribis aurei* Berolini (P. MAGNUS).

### **Hyphomycetæ.**

41. **Septocylindrium Magnusianum** Sacc. Cæspitulis erumpenti-superficialibus sordide albis in partibus foliorum rubentibus leniterque corrugatis amphigenis, subvelutinis; conidiis ex articulo basilari leniter inflato orientibus, catenulatim digestis, cylindræis, 20-25  $\approx$  4, utrinque obtusiusculis, medio 1-septatis, non constrictis, hyalinis.

*Hab.* in foliis nondum emortuis *Trientalis europææ* ad *Swinemünde an der Ostsee*, Apr. 1877 (P. MAGNUS).

42. **Ramularia sphæroidea** Sacc. Cæspitulis erumpenti-superficialibus applanatis, albis, velutinis, hypophyllis; hyphis fasciculatis filiformibus, 40-50  $\approx$  3, tortuosis,

sursum remote denticulatis, hyalinis; conidiis ex denticulis oriundis, globulosis 8-9 micr. diam., rarius 8  $\approx$  7, basi brevissime obsolete apiculatis, hyalinis.

*Hab.* in pagina inferiore foliorum languentium *Loti corniculati* ad *Spandau* prope Berolinum, Jul. 1869 et Aug. 1875 (P. MAGNUS).

*Obs.* Proxima *Ramularia pulchellae* Ces. et *R. pusillae* Ung. sed satis ab utraque diversa.

43. **Torula** (Antennariæ) **Lechleriana** Sacc. Cæspitulis applanatis membranaceis, fuligineo-atris, quandoque totam foliorum paginam occupantibus, denique (ut *Capnodia*) secedentibus; hyphis filiformibus repentibus remote septatis, circ. 8 cr. tortuosis, ramulosis; conidiis in catenulas cylindræas sursum acutatas, parce ramosas digestis, rotundato-cuboideis utrinque planis, diam. 15-20 micr. nitide fuligineis.

*Hab.* in foliis vivis *Myrciæ Lechlerianæ* Miq. in *Valdivia* (Chili) Oct. 1851 (LECHLER in herb. P. MAGNUS).

*Obs.* In cæspitulorum basi adest mucilago quædam, in qua natant catenulæ ramosæ e conidiis globosis, 1-nucleatis, 6-8 micr. diam., subhyalinis, per sterigmata cylindræa breviter connexis conflatæ. An alga? Formam persimilem in *Antennaria pithyophila* nostrate observare contigit.

44. **Fumago** (Capnodii?) **fungicola** Sacc. Cæspitulis applanatis, maculiformibus, indeterminatis velutinis ex olivaceo fuligineis; hyphis in ganglia varie dense connexis; articulis globuloso-cuboideis, 15-20 micr. diam., 1-4-cellularibus, olivaceo-fuligineis; conidiis oblongo-cylindræis utrinque rotundatis, 15-25  $\approx$  5-8, medium versus subconstrictis, plasmate bipartito, hyalinis.

*Hab.* in superficie *Polypori sulphurei* exsiccati in *Marchia Brandenburg* (P. MAGNUS).

*Obs.* Verisimiliter status conidiophorus *Capnodii* cujusdam.

45. **Sporidesmium glomerulosum** Sacc. Cæspitulis sæpe in stratum latiuscule extensum congregatis, atro-fuligineis, subvelutinis; hyphis repentibus filiformibus

1½ micr. cr., tortuosis, dilute fuligineis, hinc inde sporophora brevissima concoloria emittentibus; conidiis in apice sporophororum insertis, oblongo-cylindraccis, curvulis, 35-45 × 8-10, utrinque præcipue apice rotundatis, 6-7-septatis, vix constrictis, 7-8-guttulatis fuligineis.

*Hab.* in excavatione paginæ inferioris foliorum Juniperi communis in *Forstgarten in Eberswalde* in Marchia Brandenburgensi (P. MAGNUS).

46. **Helminthosporium hormiscioides** (Cda) Sacc. Fungi ital. t. 55 et *Michelia* I. 85. - \***H. Magnusianum**. A typo recedit præcipue conidiis apice vix incrassatis. Sporophora cylindraceo-conica, 15-25 × 6; conidia 250-300 × 12-15 (in basi), 35-45-septata, fuliginea, apice pallidiora.

*Hab.* in ramis putrescentibus in horto botanico Patavino, Aut. 1873 (P. MAGNUS).

47. **Stemphylium? Magnusianum** Sacc. Cæspitulis applanatis maculiformibus, indeterminatis, compactiusculis, fusco-rufescentibus; hyphis filiformibus vage ramosis, continuis, lutescentibus; conidiis subglobosis, 20-30 micr. diam. e cellulis pluribus reticulato-contextis, amœne rufescentibus.

*Hab.* in superficie corticis ramorum Alni viridis in *Sondes-Thal bei Geschnitz* in Tyrolia (P. MAGNUS).

*Obs.* A ceteris generis speciebus vegetatione, habitu et hyphis paululum desciscit, sed cum quo alio genere jungerem, nescio.

48. **Isaria filamentosa** Sacc. Albida sparsa v. subgregaria; filamentis sæpius fasciculatim oriundis, anguste bacillaribus, rectis curvatisve 1-1½ mill. altis, ex hyphis filiformibus hyalinis hinc inde breviter squarruloso-exeuntibus conflatis, sursumque ubique basidia conidiophora cylindraceo-conica, 10-11 × 3½, hyalina exerentibus; conidiis oblongo-ovoideis, 5-8 × 2½-3½ hyalinis nubilosis.

*Hab.* in caulibus putridis Solani spec. exot. in Horto botanico Berolinensi, vere 1871 (P. MAGNUS).

*Obs.* Affinis *Isariae filiformi* Wallr. et *I. brachiatae* Schum., a quibus habitatione, quadam flexibilitate filamentorum, basidiorum forma &c. satis recedere videtur.

# FUNGI VENETI

NOVI VEL CRITICI

VEL MYCOLOGIÆ VENETÆ ADDENDI

AUCTORE

P. A. SACCARDO

## SERIES VII.

**Sphaeropsidæ** Lév. reform. \*) (*Sphaeronemei* Bk.)

**Phyllosticta** Pers. p. p. Desm. Perithecia in partibus plerumque decoloratis foliorum v. ramulorum innata, membranacea, poro centrali pertusa, spermatiis ovoideis v. oblongis continuis hyalinis v. chlorinis foeta.

+ Species hyalosporæ.

\* Species maculas in foliis albas v. griseas efficientes.

A. Species arboricolæ.

1. **Phyllosticta Berberidis** Rabh. in Herb. myc. n. 1865.

Maculis sinuosis arescendo griseis dein dealbatis; peritheciis epiphyllis, punctiformibus lenticularibus; spermatiis ovoideis, 4-5  $\approx$  3, hyalinis.

*Hab.* in foliis Berberidis vulgaris a *Narvesa*, 1873 Augusto.

*Obs.* Species homonyma Westendorpii - Kx Flandr.

\*) In hac familia colligo omnia fungorum genera s. d. imperfecta sive inferiora perithecio instructa, ascis carentia, sporasque intra perithecium basidiis plus v. minus manifestis suffultas gerentia. Divisio hæc sistit seriem fungorum pyrenomycetibus ascigeris perfecte parallelam, quibus immo metagenetice conjungitur. Comprehendit *Sphaeropsideos*, *Phyllosticticos* et *Cytisporaceos* Fr. Summa (excl. gen.), *Sphaeropsideos* et *Sphaeronemcos* Kx Fl. Flandr., respondetque fere perfecte *Sphaeronemcis* Berk. Outl., sed hoc nomen pluribus rationibus prætereundum censeo (Cfr. etymol. et locum in system. Friesii, Summa II. 400).



1. 119 - aliena videtur nam ejusdem spermata majora sunt, nempe  $10 \approx 5$  atque 2-3-guttulata.

2. **Phyllosticta Ligustri** Sacc. Mycoth. Ven. n. 980. Maculis arescendo expallentibus, variis fusco-cinctis; peritheciis epiphyllis, lenticularibus, pertusis, 60 diam.; spermatis ovoideis,  $C-7 \approx 2\frac{1}{2}-3$ , 2-guttatis, hyalinis, initio basidiis æquilongis suffultis.

*Hab.* in foliis Ligustri vulgaris a Selva, Sept. 1876, a Susigana, Dec. 1876 (SPEGAZZINI).

*Obs.* *Depazea Ligustri* Dmz est = *Septoria Ligustri* Dmz. ergo non *Phyllosticta* mea. Utraque verisimiliter sistit spermogonia *Spharellæ Ligustri* (Dmz.) Fekl.

3. **Phyllosticta pyrina** Sacc. Maculis arescendo candidantibus, variis; peritheciis plerumque epiphyllis, punctiformibus, lenticularibus, pertusis, 100-130 diam., contextu laxe celluloso ferrugineo; spermatis ovoideis v. ellipsoideis,  $4-5 \approx 2-2\frac{1}{2}$ , hyalinis. *Sphaerella*

*Hab.* in foliis Pyri communis socia *Sphaerella Bellona* Sacc. sp. nova, nec non in foliis Pyri Mali a Selva, Autumno 1873-76.

*Obs.* Secundum Kx. Flandr. I. 432 *Depazea pyrina* Riess est = *Septoria Pyri* West. seu *S. pyricola* Desm.

4. **Phyllosticta æsculicola** Sacc. Maculis vagis irregularibus arescendo candidis, fusco-cinctis, epiphyllis v. petiolicolis; peritheciis punctiformibus sparsis; spermatis tenuissimis oblongis v. breve fuscoideis,  $4 \approx \frac{3}{4}$ , hyalinis.

*Hab.* in foliis petiolisque Æsculi Hippocastani a Selva, Aut. 1873, et a Susigana, Dec. 1876 (SPEGAZZINI).

*Obs.* *Depazea æsculicola* Fr. sec. auct. est *Septoria*. Quid sit *Ascochyta Hippocastani* Lib. exs. n. 151, ignoro. *Phyllosticta Paviæ* Dmz. omnino aliena est.

5. **Phyllosticta destruens** Dmz. f. **Celtidis australis**. Maculis arescendo albicantibus; peritheciis punctiformibus, hemisphaericis, epiphyllis; spermatis ex oblongo ovoideis,  $5 \approx 1\frac{3}{4}-2$ , hyalinis.

*Hab.* in foliis Celtidis australis a Selva, Aut. 1873.

6. **Phyllosticta tinea** Sacc. Maculis subcircularibus v. irregularibus arescendo dealbatis; peritheciis punctiformibus applanatis,  $\frac{1}{6}$  mill. diam., pertusis; spermatis minutissimis ex ovato oblongis 4-5  $\approx$  1, hyalinis.

*Hab.* in pag. sup. foliorum *Viburni Tini a Selva*, Sept. 1873.

7. **Phyllosticta Juglandis** (DC.) Sacc. Mycoth. Ven. n. 981. Maculis vagis arescendo dealbatis fusco-cinctis; peritheciis epiphyllis sparsis punctiformibus, lenticularibus, 80 diam., pertusis; spermatis ovoideo-oblongis, 6-7  $\approx$  3-4, minute 2-guttulatis, hyalinis.

*Hab.* in pag. sup. foliorum *Juglandis regiae languidorum a Selva*, Sept. 1876.

8. **Phyllosticta Lauri** West., Kx Flandr. I. 417. Maculis sinuosis arescendo dealbatis, fusco-cinctis; peritheciis punctiformibus, lenticularibus; spermatis oblongo-ovoideis, 10  $\approx$  3, utrinque 1-guttulatis, hyalinis.

*Hab.* in pag. sup. foliorum *Lauri nobilis a Selva*, Aug. 1874.

9. **Phyllosticta Vitis** (Fckl.?) Maculis vagis, sinuosis arescendo dealbatis, fusco-marginatis; peritheciis remotis, punctiformibus, lenticularibus, 70 diam., pertusis, contextu laxiuscule parenchymatico fuligineo; spermatis oblongo-ovoideis, 6  $\approx$  3, 2-guttulatis hyalinis.

*Hab.* in pag. sup. foliorum *Vitis viniferae a Casale Monferrato*, Aut. 1876. (F. NEGRI); *a Selva*, Aut. 1874-76.

*Ob. Phyll. Vitis* Fckl. et *Phyll. Vitum* Dmz. in Hoffm. Ind. mycol. p. 96 citatae, mihi ignotae sunt.

10. **Phyllosticta populea** Sacc. Maculis irregularibus, sinuosis, arescendo candicantibus, fusco-marginatis; peritheciis remotis, punctiformibus, lenticularibus, prominulis, pertusis; spermatis breve cylindraceis,  $3\frac{1}{2} \approx \frac{1}{2}$ , quandoque medio subconstrictis sed continuis, utrinque rotundatis et minute 1-guttulatis, hyalinis.

*Hab.* in pag. super. foliorum *Populi albae a Covolo* (Treviso), Aug. 1874.

11. **Phyllosticta Alcides** Sacc. Maculis sinuosis, arescendo albidis, fusco-cinctis; peritheciis sparsis puncti-

formibus; spermatis ovoideis utrinque obtuse subatenuatis, 1-guttulatisque,  $5 \approx 3$ , hyalinis.

*Hab.* in pag. super. foliorum Populi albæ a Covolo, Aug. 1874.

12. *Phyllosticta Grossulariæ* Sacc. Maculis subcircularibus sinuosisve, arescendo griseis albicantibusve, fusco-marginatis; peritheciis punctiformibus sparsis; spermatis ovoideis v. ellipsoideis,  $5-6 \approx 3$ , hyalinis.

*Hab.* in pag. super. foliorum Ribis Grossulariæ a Selva, Sept. 1874.

*Obs.* Huc *Depazea ribicola* Sacc. Mycol. Ven. p. 192 et forte Fuckelii, non Friesii qui in S. M. II. 530 matricem et characteres alienos affert.

13. *Phyllosticta Pseudoplatani* Sacc. Maculis sinuosis arescendo dealbatis, brunneo-cinctis; peritheciis lenticularibus, 60 micr. diam., laxiuscule ferrugineo-parenchymaticis, pertusis; spermatis oblongis v. breve cylindraceis,  $5-6 \approx 3$ , eguttulatis, hyalinis.

*Hab.* in pag. sup. foliorum Aceris Pseudoplatani a Selva, Sept. 1874.

14. *Phyllosticta syriaca* Sacc. Maculis sinuosis variis arescendo dealbatis late fusco-cinctis; peritheciis remotiusculis, punctiformibus, lenticularibus, 50 micr. diam., pertusis; spermatis ovoideis v. subellipsoideis,  $7 \approx 3-4$ , hyalinis.

*Hab.* in foliis Hibisci syriaci a Vittorio, Oct. 1874.

*Obs.* A *Phoma maculari* Dmz. prorsus diversa.

15. *Phyllosticta ilicina* Sacc. Mycoth. Ven. 512. Fungi Ven. Ser. V. 203. Maculis vagis pallidis, exaridis obsolete marginatis; peritheciis lenticularibus, prominulis, 60-70 micr. diam., pertusis, remotis; spermatis ovoideo-oblongis,  $8-10 \approx 3\frac{1}{2}-4$ , 2-guttulatis, hyalinis.

*Hab.* in foliis Quercus Ilicis Patavii, Aut. 1875.

16. *Phyllosticta concentrica* Sacc. Mycoth. Ven. n. 352. Fungi Veneti Ser. V. 203. Maculis latis subcircularibus, arescendo expallentibus; peritheciis plerumque concentricè dispositis, lenticularibus 90-100 micr. diam., atris, poro

amplo hiantibus, membranaceis; spermatis globosis v. ovoideis,  $10 \approx 8-9$ , minute pluriguttulatis, hyalinis.

*Hab.* in foliis *Hederæ Helicis a Padova*, Julio 1875.

17. *Phyllosticta hedericola* DR. et M., M. Syll. 279, Mycoth. Ven. n. 351. — *Ph. destructiva* f. *Hederæ* Oudem. — Maculis epiphyllis subcircularibus arescendo dealbatis, latiuscule fusco-marginatis; peritheciis punctiformibus, prominulis, pertusis; spermatis oblongis,  $6 \approx 2\frac{1}{2}$ , 2-guttulatis, hyalinis.

*Hab.* in foliis *Hederæ Helicis a Padova*, Majo 1875.

18. *Phyllosticta Caprifolii* (Opiz) Sacc. — *Depazea Caprifolii* Opiz (?), Sacc. Mycol. Ven. p. 193 — *Ph. vulgaris* Dmz. f. *Caprifolii* Sacc. Fungi Ven. Ser. VI p. 35 — Maculis amphigenis subrotundis arescendo griseis, fusco-cinctis; peritheciis remotis, punctiformibus; spermatis oblongis,  $6-7 \approx 2\frac{1}{2}$ , 2-guttulatis, hyalinis.

*Hab.* in pag. super. fol. *Loniceræ Caprifolii a Colfosco* et in s. *Montello*, Sept. 1876-77, socia *Sphaerella Clymenia* Sacc., cujus est spermogonium.

*Obs.* *Phyllosticta vulgaris* Dmz. spermatis majoribus, nempe  $10-14 \approx 2\frac{1}{2}-3\frac{1}{1}$  recedit.

19. *Phyllosticta buxina* Sacc. Maculis vagis arescendo expallentibus; peritheciis sparsis, punctiformibus; spermatis oblongo-ellipsoideis minutissimis,  $4 \approx 1\frac{1}{2}$ , utrinque 1-guttulatis, hyalinis.

*Hab.* in foliis *Buxi sempervirentis a Selva*, Aug. 1874.

20. *Phyllosticta cytisella* Sacc. Maculis epiphyllis, angulosis, arescendo dealbatis, fusco-cinctis; peritheciis punctiformibus, sparsis, pertusis; spermatis ex oblongo ovoideis,  $5 \approx 3$ , eguttulatis, hyalinis.

*Hab.* in foliis *Cytisi nigricantis* in s. *Montello*, Sept. 1873.

*Obs.* Habitu, forma et colore maculæ a *Ph. Cytisi* Dmz. differt.

21. *Phyllosticta Bignonis* West., Thüm. F. A. n. 1075. Maculis versiformibus, arescendo albido-griseis; perithe-



ciis punctiformibus, lenticularibus 70-90 micr. diam.; spermatis oblongo-ovoideis,  $5-7 \approx 2\frac{1}{2}-3\frac{1}{2}$ , 2-guttulatis hyalinis.

*Hab.* in foliis Catalpæ syringifoliæ a *Conegliano*, Oct. 1876 (SPEGAZZINI).

22. **Phyllosticta Quercus** Sacc. & Sp. Maculis variis, subrotundisve, arescendo albicantibus; peritheciis punctiformibus, lenticularibus, diam. 200 micr. diam., latiuscule pertusis, olivaceo-fuliginis; spermatis ellipsoideis, rectis curvulisve,  $7-9 \approx 2\frac{1}{2}-4$ , obsolete 1-2-guttulatis, hyalinis.

*Hab.* in foliis languidis quercinis a *Susigana*, Oct. 1876 (SPEGAZZINI).

23. **Phyllosticta Nerii** West., Kx Flandr. I. p. 418.

*Hab.* in foliis Nerii Oleandri a *Conegliano*, Nov. 1876 (SPEGAZZINI)

*Obs.* Spermata ovoideo-oblonga,  $15-18 \approx 5-6$ , nubilosa v. 1-guttulata, hyalina.

24. **Phyllosticta Coryli** Sacc. & Speg. Maculis variis sordide albicantibus; peritheciis lenticularibus, 100-150 micr. diam., pertusis, contextu parenchymatico luteo-fuliginis; spermatis ellipsoideis,  $7-8 \approx 2-3\frac{1}{2}$ , utrinque rotundatis, 2-guttulatis, hyalinis.

*Hab.* in foliis Coryli Avellanæ a *Costa* (Vittorio) Nov. 1876 (SPEGAZZINI).

25. **Phyllosticta evonymella** Sacc. Maculis minutis angulosis ex olivaceo expallentibus; peritheciis dense gregariis, punctiformibus, globulosis, latiuscule pertusis, prominulis, solidiusculis; spermatis tenuissimis, cylindraceis, rectiusculis, utrinque rotundatis,  $4 \approx \frac{1}{2}-\frac{3}{4}$ , hyalinis.

*Hab.* in foliis Evonymi europæi a *Vittorio*, Aut. 1873, socia *Ph. Evonymi* Sacc., a qua longe differt.

26. **Phyllosticta Jasmini** Sacc. Maculis subcircularibus, arescendo candidis, tenuiter ochraceo-marginatis; peritheciis punctiformibus, lenticularibus, sparsis; spermatis oblongis, utrinque acutiusculis,  $5 \approx 3$ , obsolete 2-guttulatis, hyalinis.

*Hab.* in foliis *Jasmini officinalis* a *Conegliano*, Nov. 1876 (SPEGAZZINI).

27. **Phyllosticta Calycanthi** Sacc. & Sp. Maculis versiformibus, arescendo candicantibus; peritheciis amphigenis lenticularibus 150 micr. diam., latiuscule pertusis, contextu laxe celluloso subochraceo; spermatis ellipsoideis, 7-9  $\approx$  5-6, hyalinis.

*Hab.* in foliis *Calycanthi præcoci* a *Conegliano*, Oct. 1877 (SPEGAZZINI).

28. **Phyllosticta Weigeliæ** Sacc. & Sp. Maculis variis arescendo candidis; peritheciis sparsis lenticularibus, 150-200 micr. diam. pertusis, contextu minuto parenchymatico, atro; spermatis oblongo-ellipsoideis inæqualibus, 2-guttulatis, 6-8  $\approx$  3, hyalinis.

*Hab.* in foliis *Weigeliæ roseæ* a *Conegliano*, Oct. 1877 (SPEGAZZINI).

29. **Phyllosticta Capparidis** Sacc. & Sp. Maculis amphigenis variis arescendo dealbatis, margine elevato ochraceo cinctis; peritheciis sparsis lenticularibus 100 micr. diam., pertusis, minute parenchymaticis, fuliginis; spermatis oblongo-ovoideis inæqualibus, 8-12  $\approx$  3-4 $\frac{1}{2}$ , hyalinis.

*Hab.* in foliis *Capparidis rupestris* a *Conegliano*, Oct. 1877. (SPEGAZZINI).

30. **Phyllosticta Magnoliæ** Sacc. Maculis plerumque epiphyllis versiformibus, arescendo dealbatis, non marginatis; peritheciis punctiformibus, lenticularibus, raris; spermatis oblongis, utrinque rotundatis, 4  $\approx$  1 $\frac{1}{2}$ -2, hyalinis.

*Hab.* in foliis *Magnoliæ grandifloræ* in Horto Patavino, Majo 1875.

#### B. Species herbicolæ.

31. **Phyllosticta potentillica** Sacc. Maculis subcircularibus, angulosisve arescendo dealbatis, anguste fusco-marginatis; peritheciis remotis, punctiformibus, pertusis; spermatis cylindræo-botuliformibus, 5  $\approx$   $\frac{3}{4}$ , curvulis, hyalinis.

*Hab.* in pag. sup. foliorum *Potentillae reptantis a Selva*, Aug. 1873.

*Obs.* Ab *Ph. fragaricola* Dmz. & Rob. spermatis curvulis et angustioribus differt.

32. *Phyllosticta fragaricola* Dmz et Rob. p. p. (ut videtur) *Plant. crypt.* III. n. 686. Maculis vagis arescendo dealbatis, sanguineo-marginatis; peritheciis punctiformibus, remote sparsis; spermatis oblongo-ovoideis,  $5 \approx 1\frac{1}{2}$ -2, rectis eguttulatis, hyalinis.

*Hab.* in pag. sup. foliorum *Fragariae chilensis a Selva*, Aug. 1874.

33. *Phyllosticta Plantaginis* Sacc. Maculis subcircularibus, arescendo dealbatis; peritheciis sparsis punctiformibus e globoso lenticularibus, diam. 60-80 micr., pertusis; spermatis oblongo-ovoideis, ovoideisve,  $5 \approx 2$ , hyalinis.

*Hab.* in foliis *Plantaginis majoribus a Selva*, Aug. 1873.

*Obs.* Huc *Ascochyta Plantaginis* Sacc. *Mycol. Ven.* pag. 194 sed homonyma species Cesatiana verisimiliter ad *Septoriam* spectat.

34. *Phyllosticta sorghina* Sacc. Maculis sinuosis variis expallentibus, zona sanguinea cinctis; peritheciis punctiformibus, sparsis, pertusis; spermatis ellipsoideis utrinque rotundatis,  $5 \approx 2$ , 2-guttulatis, hyalinis.

*Hab.* in foliis *Sorghii vulgaris*, socia *Ascochyta Sorghii* Sacc. et *Sphaerella Cerere* Sacc., cujus est probabile spermogonium, *a Selva*, Aut. 1873.

*Obs.* *Phyll. Sorghii* Anzi in *Rabb. F. E.* n. 2162 sistit formam leptostromaceam v. phyllachoraceam, cujus sporas proprias non vidi.

35. *Phyllosticta Asclepiadearum* West. *Bull. Brux.* 1851 pag. 398. Maculis variis arescendo griseis albidisque fusco-cinctis; peritheciis punctiformibus, lenticularibus, diam. 100 micr.; spermatis ellipsoideo-oblongis v. subcylindraccis,  $4\frac{1}{2}$ -6  $\approx$   $2\frac{1}{2}$ -3, hyalinis.

*Hab.* in foliis *Cynanchi Vincetoxici in Cadore*, aest. 1873 (Vexzo) et in sylvia *Montello*, aut. 1874 (Sacc.).

36. *Phyllosticta Ehrhartii* Sacc. Maculis arescendo deal-

batis, sinuosis, sanguineo-marginatis; peritheciis epiphyllis, punctiformibus, remote sparsis, lenticularibus; spermatis oblongo-ovoideis, 4-5  $\approx$  3, hyalinis.

*Hab.* in foliis *Scrophulariæ Ehrhartii a Selva*, Aug. 1874.

37. **Phyllosticta scrophularineæ** Sacc. Maculis minutis angulosis, arescendo candicantibus, late rufo-cinctis; peritheciis punctiformibus, lenticularibus, 90-100 micr. diam., sparsis; spermatis oblongis, rectis curvulisve minutissimis, 3-4  $\approx$  1, utrinque rotundatis, hyalinis.

*Hab.* in pag. superiore foliorum *Scrophulariæ nodosæ a Selva*, Aug. 1875.

*Obs.* A *Phyll. Scrophulariæ* Sacc. et *Ph. Ehrhartii* Sacc. probe distincta.

38. **Phyllosticta Polygonorum** Sacc. Maculis subcircularibus arescendo dealbatis, amœne sanguineo-cinctis; peritheciis punctiformibus, remotiusculis; spermatis e globoso ovoideis, 4  $\approx$  2-2 $\frac{1}{2}$ , hyalinis.

*Hab.* in foliis *Polygoni Persicariæ a Selva*, Aug. 1874.

39. **Phyllosticta Urticæ** Sacc. Maculis subcircularibus sinuosisque, arescendo dealbatis; peritheciis sparsis, punctiformibus, lenticularibus, 60 micr. diam., pertusis, contextu densiuscule parenchymatico; spermatis oblongo-ovoideis, 5-6  $\approx$  3 $\frac{1}{2}$ , hyalinis.

*Hab.* in foliis *Urticæ dioicæ a Selva*, Sept. 1874.

40. **Phyllosticta Sonchi** Sacc. Maculis arescendo dealbatis non marginatis, variis; peritheciis paucis punctiformibus, lenticularibus, pertusis, 100 micr. diam.; spermatis oblongo-ovoideis 7-7 $\frac{1}{4}$   $\approx$  3 $\frac{1}{2}$ , rectis curvulisve, 2-guttulatis, hyalinis.

*Hab.* in foliis *Sonchi oleracci a Conegliano*, Aut. 1876 (SPEGAZZINI).

41. **Phyllosticta Calystegiæ** Sacc. Maculis subcircularibus arescendo cinerascentibus albisve, brunneo-marginatis; peritheciis sparsis, punctiformibus, lenticularibus, 80 micr. diam., pertusis, minute parenchymaticis; spermatis oblongo-ovoideis, 4-5  $\approx$  2 $\frac{1}{2}$ -3, hyalinis.



*Hab.* in pag. sup. foliorum *Calystegiaë sepium* cum *Septoria Convolvuli*, a *Selva*, Sept. 1874.

42. **Phyllosticta Tami** Sacc. Maculis subcircularibus oblongisve arescendo expallentibus rufo-marginatis; peritheciis punctiformibus, lenticularibus, pertusis, laxe ochraceo-parenchymaticis; spermatis oblongo-cylindraceutis, 7-8  $\approx$  3-4, ad medium quandoque subconstrictis (sed continuis) utrinque rotundatis et 1-guttulatis, hyalinis.

*Hab.* in foliis *Tami* communis a *Conegliano*, Majo 1876 (SPEGAZZINI).

43. **Phyllosticta cruenta** (Fr.) Kx Flandr. I. 412. Maculis subcircularibus, oblongisve, amœne sanguineis, dein centro pallentibus; peritheciis gregariis sparsisve epiphyllis, globoso-lenticularibus, astomis, contextu compacto crassiusculo; spermatis (cellulis peritheci interioribus?) e globoso ellipsoideis, 10-15  $\approx$  7-8, pluri-guttulatis, hyalinis, basidiis cylindricis paulo brevioribus fultis.

*Hab.* in foliis *Polygonati multiflori* in toto agro Veneto, æstate.

*Obs.* Sec. cl. Oudemans (Cfr. optimam ejus opellam *Contribut. mycol.* I. 15 et 53), hic fungillus sistit statum immaturum, non vero spermogonium *Stigmataea* cujusdam; quod nondum probatum mihi videtur.

44. **Phyllosticta Oxalidis** Sacc. Maculis variis arescendo candicantibus, fuligineo-marginatis; peritheciis sparsis, paucis, punctiformibus, globoso-lenticularibus, pertusis, laxe cellulosis; spermatis e globoso ovoideis, 4  $\approx$  3, hyalinis,

*Hab.* in foliis *Oxalidis Acetosellæ* a *Conegliano*, Iunio 1876 (SPEGAZZINI).

*Obs.* Forte spermogonium *Sphaerellæ Selenis* Sacc.

45. **Phyllosticta Lamii** Sacc. Maculis vagis latiusculis, arescendo dealbatis, zona plus v. minus lata ochracea cinctis; peritheciis remote sparsis, punctiformibus, pertusis, laxiuscule cellularibus, lutescentibus; spermatis oblongis, utrinque obtusiusculis, 1-guttulatisque, 7  $\approx$  3, hyalinis, basidiis filiformibus acuminatis 5  $\approx$  2 suffultis.

*Hab.* in foliis *Lamii Orvalæ* et *L. albi* a *Selva*, Aug. 1873-74.

46. *Phyllosticta Violæ* Dmz. Not. XIV. p. 29 (1847)  
f. *Violæ tricoloris*. Maculis subcircularibus oblongisve,  
arescendo candidis, rufo-marginatis; peritheciis puncti-  
formibus, lentiformibus, 100 diam., laxiuscule cellulosis,  
pertusis; spermatis oblongis v. subcylindræis,  $6 \approx 2\frac{1}{2}$ ,  
sæpe curvulis, 2-guttulatis, hyalinis.

*Hab.* in foliis *Violæ tricoloris a Selva*, Sept.  
1876.

47. *Phyllosticta Cirsii* Dmz. Kx. Flandr. I. 414. Ma-  
culis epiphyllis variis subcircularibus, arescendo cinera-  
scentibus fusco-cinctis; spermatis oblongo-ovoideis,  $5-7 \approx 2\frac{1}{2}-3$ , 2-guttulatis, hyalinis.

*Hab.* in pag. sup. foliorum *Cirsii arvensis a Selva*, Aug, 1877,

48. *Phyllosticta althæina* Sacc. Maculis sinuosis are-  
scendo expallentibus, anguste fusco-marginatis; perithe-  
ciis sparsis punctiformibus, lenticularibus, 90 diam., per-  
tusis laxiuscule ochraceo-cellulosis; spermatis oblongo-  
ovoideis,  $6-7 \approx 3-4$ , rarius curvulis, 2-guttulatis, hya-  
linis.

*Hab.* in foliis *Althææ roseæ a Selva*, Aug. 1876.  
Legi quoque in ejusdem caule, ubi maculas albidas si-  
miles efficit.

49. *Phyllosticta Arunci* Sacc. Fungi Ven. Ser. V. 300.  
Maculis arescendo dealbatis, amphigenis, circulari-angu-  
losis, sæpius fusco-cinctis; peritheciis lenticularibus, puncti-  
formibus, late pertusis ovoideo-oblongis,  $5 \approx \frac{3}{4}$ , hya-  
linis.

*Hab.* in foliis *Spirææ Arunci a Selva*, socia  
*Sphærella Dejanira* Sacc., cujus est spermogonium,  
Sept. 1874.

50. *Phyllosticta helleborella* Sacc. Fungi Ven. Ser. V.  
301. Maculis arescendo candidis, nitidis, variis, sæpe  
angulosis, atromarginatis, plerumque epiphyllis; perithe-  
ciis lenticularibus latiuscule hiantibus, punctiformibus;  
spermatis oblongo-ovoideis, utrinque acutiusculis,  $7 \approx 3$ ,  
2-guttulatis, hyalinis.

*Hab.* in foliis *Hellebori viridis a Covolo*, socia  
*Sphærella Hermione* Sacc. cujus est spermogonium.

51. *Phyllosticta Farfaræ* Sacc. Fungi Ven. Ser. II. 302. Maculis epiphyllis irregularibus, arescendo albicantibus, zona elevata atropurpurea cinctis; peritheciis punctiformibus, lenticularibus, 80 micr. diam.; spermatis ellipsoideis v. ovoideis, 5-6  $\times$  3, 2-guttulatis, hyalinis.

*Hab.* in foliis *Tussilaginis Farfaræ a Covolo*, Sept. 1874, socia *Sphærella Pieride* Sacc. cujus est spermogonium.

52. *Phyllosticta Marchantiæ* Sacc. Maculis vagis epiphyllis arescendo dealbatis, fusco-cinctis; peritheciis punctiformibus, atris, lenticularibus, 70-80 micr. diam., pertusis; spermatis oblongo-cylindraceutis, 5  $\times$  1, curvulis rectisve, 2-guttulatis, hyalinis.

*Hab.* in fronde *Marchantiæ a Sernaglia* (Treviso) Aut. 1874 (SPEGAZZINI).

53. *Phyllosticta Pharbitis* Sacc. Mycoth. Ven. n. 983. Maculis arescendo expallentibus fusco-cinctis, variis; peritheciis parvis, amphigenis, lentiformibus, 100 micr. diam. pertusis; spermatis oblongis interdum curvulis, 6  $\times$  2-3, 2-guttulatis, hyalinis.

*Hab.* in foliis *Pharbitis hispidae a Selva*. Oct. 1876.

54. *Phyllosticta Humuli* Sacc. & Sp. Maculis variis arescendo dealbatis; peritheciis punctiformibus, lenticularibus, 80-90 micr. diam., anguste pertusis, tenuiter membranaceis flavo-fuliginis; spermatis oblongis, 6-9  $\times$  4-5, utrinque rotundatis, rectis curvulisve, 1-2-3-guttulatis, hyalinis.

*Hab.* in foliis languidis *Humuli Lupuli a Conegliano*, Nov. 1876 (SPEGAZZINI).

55. *Phyllosticta Teucris* Sacc. & Sp. Maculis variis arescendo albidogriseis; peritheciis gregariis, punctiformibus, lenticularibus, late pertusis, contextu distincte parenchymatico olivascente; spermatis cylindraceutis, minutissimis, 4-5  $\times$  1-1 $\frac{3}{4}$ , quandoque curvulis, hyalinis.

*Hab.* in foliis *Teucris Chamædryos a Conegliano*, Oct. 1876 (SPEGAZZINI).

56. *Phyllosticta Alismatis* Sacc. & Sp. Maculis latis, arescendo albicantibus, fuligineo-cinctis; peritheciis gre-

gariis, sublenticularibus, nigricantibus; spermatis oblongo-ellipsoideis,  $8 \approx 3\frac{1}{2}$ , utrinque rotundatis hyalinis.

*Hab.* in foliis *Alismatis Plantaginis a Conegliano*, Oct. 1876 (SPEGAZZINI).

57. **Phyllosticta Laserpitii** Sacc. Maculis epiphyllis, minutis, griseo-albicantibus; peritheciis sparsis punctiformibus, 90–100 micr. diam., lenticularibus, pertusis; spermatis ellipsoideo-oblongis,  $4-5 \approx 2\frac{1}{2}-2\frac{3}{4}$ , rectis, 2-guttulatis, hyalinis.

*Hab.* in foliis *Laserpitii latifolii cum Passalora depressa*, in montanis Tarvisinis (A. DE BÉRENGER).

58. **Phyllosticta Cucurbitacearum** Sacc. Maculis epiphyllis v. amphigenis, variis, arescendo sordide albicantibus; peritheciis punctiformibus, 80–100 micr. diam., lenticularibus, pertusis; spermatis oblongis,  $5-6 \approx 2\frac{1}{2}$ , utrinque obtusiusculis, curvulis, 2-guttulatis, hyalinis.

*Hab.* in foliis *Cucurbitæ Peponis a Vittorio*, Oct. 1875.

59. **Phyllosticta Filipendulæ** Sacc. Maculis epiphyllis, subcircularibus, arescendo dealbatis atosanguineo-marginatis; peritheciis sparsis, punctiformibus, 80–90 micr. diam., lenticularibus pertusis, contextu minute parenchymatico; spermatis cylindraceo-oblongis,  $4 \approx 2$ , 2-nucleatis, hyalinis.

*Hab.* in foliis *Spirææ Filipendulæ a Conegliano*, Sept. 1876 (SPEGAZZINI).

60. **Phyllosticta Portulacæ** Sacc. & Sp. Maculis subcircularibus, arescendo dealbatis, margine elevato fuscescente; peritheciis lenticularibus, punctiformibus, 50–60 micr. diam. pertusis; spermatis ovoideis,  $4-5 \approx 3$ , 2-guttulatis, hyalinis.

*Hab.* in foliis *Portulacæ oleracæ a Selva*, Aug. 1877.



\*\* Species maculas in foliis ochraceas,  
rufas v. brunneas efficientes.

A. Arboricolæ.

61. **Phyllosticta Cytisi** Dmz. Not. XIV (1847) p. 34. Maculis arescendo fuscidulis, subcircularibus, vix marginatis; peritheciis sparsis, punctiformibus; spermatisis ovoideo-oblongis,  $6 \approx 3-4$ , sæpe curvulis, utrinque rotundatis 1-guttulatisque, hyalinis.

*Hab.* in foliis Cytisi Laburni a Selva e Conegliano, Aug. 1875.

62. **Phyllosticta Cathartici** Sacc. Maculis subcircularibus arescendo ochraceis, fusco-rufo-marginatis; peritheciis punctiformibus, lenticularibus pertusis; spermatisis ovato-fusoideis,  $10 \approx 4$ , 2-guttulatis, hyalinis.

*Hab.* in pag. sup. foliorum Rhamni cathartici a Selva, Aug. 1873.

*Obs.* Ab hac *Phyllosticta Rhamni* West. differt spermatisis multo minoribus, nempe  $5 \approx 3$ ; *Phyllosticta rhamnicola* (Lasch) Dmz. spermatisis cylindræis 7 lgs recedit. Huc e contra spectat *Depazea rhamnicola* Sacc. Mycol. Ven. 192 et probabiliter Fckl. Symb. 380 (in Rhamno cathart.) non Laschii, quæ diversam *Phyll. rhamnicolam* Dmz. sistit.

63. **Phyllosticta Robiniæ** Sacc. Maculis vagis irregularibus rufescentibus, margine subconcolori; peritheciis punctiformibus raris; spermatisis ovoideis,  $4 \approx 3$ , granulosis, hyalinis.

*Hab.* In foliis Robiniæ Pseudacaciæ a Selva, Aut. 1873, raro et a Conegliano, Aut. 1876.

*Obs.* Huc *Ascochyta Robiniæ* Sacc. Myc. Ven. p. 195 non Lib. quæ ad *Septoriam Robiniæ* West. spectat.

- + 64. **Phyllosticta Opuli** Sacc. Maculis angulato-sinuosis arescendo dilute ochraceis fusco-marginatis; peritheciis punctiformibus remote sparsis lenticularibus, 60 micr. diam., pertusis; spermatisis oblongis utrinque rotundatis, 1-guttulatisque,  $7-7\frac{1}{2} \approx 2\frac{1}{2}$ , hyalinis.

*Hab.* in foliis Viburni Opuli in sylva Montello, Aug. 1874.

65. **Phyllosticta Aceris** Sacc. Mycoth. Ven. n. 352. *Ascochyta Aceris* Sacc. Mycol. Ven. 194, non Libert, quæ sec. auctores est *Septoria Aceris* (Lib.) B. et Br. Maculis subcircularibus arescendo ochraceis, majusculis; peritheciis punctiformibus, lenticularibus, pertusis, atris; spermatiis ovoideis v. oblongo-ovoides,  $5 \approx 2\frac{1}{2}$ -3, 2-guttulatis, hyalinis.

*Hab.* in foliis *Aceris campestris* a Vittorio, Oct. 1874.

*Obs.* *Ascochyta Aceris* Fekl. Symb. 387 est = *Cheilaria Aceris* Lib Exs. n. 255 = *Didymosporium Aceris* Dmz., mihi dubium. Cfr proxime ad *Glœosporium*.

66. **Phyllosticta Forsythiæ** Sacc. Mycoth. Ven. n. 979. Fung. ital. n. 87. Maculis subcircularibus, arescendo ochraceis, vix marginatis; peritheciis epiphyllis, sæpe concentricè dispositis, lenticularibus, pertusis, 150-180 micr. diam., initio velatis, fulvis; spermatiis ovoideis 5-7  $\approx 2\frac{1}{2}$ -3, 2-guttulatis, hyalinis.

*Hab.* in foliis *Forsythiæ suspensæ* in Horto botanico Patavino, Oct. 1876.

67. **Phyllosticta Syringæ** West. Not. II. 23. Kx. Flandr. I. 417. Sacc. Mycoth. Ven. n. 982. Maculis amplis arescendo ochraceis, irregularibus; peritheciis punctiformibus epiphyllis, lenticularibus, pertusis; spermatiis ovato-oblongis, 8  $\approx$  3, 2-guttulatis, hyalinis.

*Hab.* in foliis *Syringæ vulgaris* a Selva, Oct. 1876.

*Obs.* Cl. Oudemans hanc ut formam *Ph. destructivæ* Desm. considerat, sed hæc secundum Dmz. spermatia 1-2-septata, 10  $\approx$  5 gerit.

68. **Phyllosticta Persicæ** Sacc. Maculis subcircularibus arescendo dilute fuliginis, sanguineo-marginatis, quandoque concentricè subzonatis; peritheciis remotiusculis, punctiformibus lenticulari-conoideis, prominulis, 80-100 micr. diam., pertusis, laxiuscule cellulosis, lutescenti-fuliginis; spermatiis oblongis, interdum curvulis, 6-7  $\approx 3\frac{1}{2}$ -4, 2-guttulatis, hyalinis,

*Hab.* in pag. sup. foliorum *Persicæ vulgaris* a Selva, Sept. 1876.

69. *Phyllosticta Ailanthi* Sacc. Maculis latiusculis, irregularibus, arescendo pallide ochraceis rufo-cinctis; peritheciis remotiusculis, punctiformibus e globoso lenticularibus 50-60 micr. diam., pertusis, laxe cellulosis; spermatis oblongo-ovoideis, 7-10  $\approx$  4, hyalinis.

*Hab.* in foliis *Ailanthi glandulosæ a Selva*, Sept. 1876.

70. *Phyllosticta cornicola* (DC.) Rabh. in Kl. Herb. myc. n. 454, *Depazea cornicola* DC. An hoc *Phyll. Corni* West., Kx Flandr. I. 419?

*Hab.* in foliis *Corni sanguineæ a Conegliano*, Nov. 1876 (SPEGAZZINI).

*Obs.* Spermata oblongo-ellipsoidea, 7-9  $\approx$  3-4, utrinque acutiuscula, 2-guttulata, hyalina; perithecia lenticularia, 150-200 micr. diam., pertusa.

71. *Phyllosticta Siliquæstri* Sacc. & Sp. Maculis versiformibus, arescendo rufescentibus; peritheciis amphigenis, sparsis, prominulis, umbilicatis, anguste pertusis, 120-150 micr. diam., ex olivaceo luteolis; spermatis ovoideis oblongisve, obtusiusculis, 6-7  $\approx$  3-4, 2-guttulatis, hyalinis.

*Hab.* in foliis *Cercidis Siliquæstri a Susigana*, Dec. 1876 (SPEGAZZINI).

72. *Phyllosticta Paulowniæ* Sacc. Maculis variis sinuosis, confluentibusque, arescendo ochraceis, saturatius marginatis; peritheciis epiphyllis punctiformibus, gregaris, lenticularibus; spermatis oblongis, minutissimis, 3  $\approx$  1 $\frac{1}{2}$ , hyalinis.

*Hab.* in foliis *Paulowniæ imperialis a Vittorio*, Oct. 1875.

73. *Phyllosticta Symphoricarpi* West. Not. VII. 7. Kx. Flandr. I. 419. Maculis epiphyllis variis atrofulgineis, dein centro cinerascentibus; peritheciis punctiformibus, lenticularibus; spermatis oblongis, 6-7  $\approx$  2 $\frac{1}{2}$ , utrinque rotundatis, hyalinis.

*Hab.* in foliis *Symphoricarpi racemosæ a Selva*, Oct. 1876.

74. *Phyllosticta Tecomæ* Sacc. Maculis versiformibus, arescendo fulvo-ochraceis; peritheciis sparsis lenticula-

ribus, 90-100 micr. diam., pertusis, contextu laxiuscule fuligineo; spermatis oblongo-ovoideis  $8 \approx 3-3\frac{1}{2}$ , 2-guttulatis, hyalinis, basidiis æquilongis filiformibus fultis.

*Hab.* in foliis *Tecomæ radicans* a *Vittorio*, Oct. 1877.

75. *Phyllosticta Negundinis* Sacc. & Speg. Maculis variis arescendo fulvo-rufescentibus; peritheciis sparsis punctiformibus, lenticularibus, 100-120 micr. diam., latiuscule pertusis, contextu laxiuscule parenchymatico, dilute fuligineo; spermatis ellipsoideis,  $6-7 \approx 3-4$ , obsolete 2-guttulatis, hyalinis.

*Hab.* in foliis *Negundis fraxinifoliæ* a *Conegliano*, Oct. 1877 (SPEGAZZINI).

#### B. Species herbicolæ.

76. *Phyllosticta phaseolina* Sacc. Maculis amplis vagis, arescendo ochraceis, peritheciis sparsis lenticularibus, 70 micr. diam., pertusis; spermatis ovoideo-oblongis,  $6 \approx 2\frac{1}{2}$ , rectis, rarius inæquilateralibus, hyalinis.

*Hab.* in foliis *Phaseoli vulgaris* a *Selva*, aut. 1875-76.

77. *Phyllosticta Iacobæa* Sacc. Maculis vagis, obtuse angulatis, arescendo ochraceis; peritheciis punctiformibus, remotis; spermatis ovoideis v. breviter oblongis,  $5 \approx 2$ , eguttulatis, hyalinis.

*Hab.* in foliis *Senecionis Iacobææ* in sylva *Montello*, Aug. 1873.

78. *Phyllosticta Epimedii* Sacc. Maculis majusculis irregularibus, ochraceis, rufo-cinctis; peritheciis sparsis, punctiformibus, pertusis; spermatis oblongo-ellipsoideis,  $6 \approx 1\frac{1}{2}-2$ , 2-guttulatis, hyalinis.

*Hab.* in foliis *Epimedii alpini* in sylva *Montello*, Aug. 1873.

79. *Phyllosticta orobina* Sacc. Maculis sinuosis, variis, dilute ochraceis, brunneo-cinctis; peritheciis punctiformibus, pertusis; spermatis ovoideis,  $3 \approx 1$ , 2-guttulatis, hyalinis.



*Hab.* in foliis *Orobi verni* in sylva *Montello*, socia *Ascochyta Orobi*, Sept. 1874.

80. **Phyllosticta Physaleos** Sacc. Maculis subcircularibus arescendo ochraceis, brunneo-marginatis; peritheciis punctiformibus, remotiusculis, lenticularibus, 80 micr. diam., pertusis, contextu subferrugineo, minute celluloso; spermatiis oblongo-ovoideis,  $7-8 \approx 3\frac{1}{2}-4$ , crassiuscule 2-guttulatis, hyalinis.

*Hab.* in foliis *Physaleos Alkekengi* in sylva *Montello*, Aug. 1874.

81. **Phyllosticta Chenopodii** West. Exs. n. 959. — f. **C. polyspermi**. Maculis vagis arescendo ochraceis; peritheciis punctiformibus, lenticularibus 50 micr. diam., pertusis; spermatiis oblongo-ellipsoideis,  $5 \approx 3$ , hyalinis.

*Hab.* in foliis *Chenopodii polyspermi* a *Selva* Aug. 1874.

82. **Phyllosticta Filipendulæ** Sacc. & Sp. Maculis arescendo fuliginis, subcircularibus; peritheciis gregariis, globoso-lenticularibus, 200–250 micr. diam., solidiusculis, latiuscule pertusis; spermatiis oblongo-ellipsoideis,  $5-6 \approx 2-2\frac{1}{2}$ , rectis curvulisque, nubilose hyalinis.

*Hab.* in foliis *Spirææ Filipendulæ* a *Susigana*; Oct. 1876.

83. **Phyllosticta Ranunculi** Sacc. & Sp. Maculis vagis, fuliginis; peritheciis hemisphærico-lenticularibus, prominulis, pertusis; spermatiis ovoideis, minutis,  $5-6 \approx 3-3\frac{1}{2}$ , hyalinis.

*Hab.* in foliis *Ranunculi repentis* in iisdem maculis, quibus primitus insiderat *Ramularia didyma*, a *Conegliano*, Dec. 1876 (SPEGAZZINI).

84. **Phyllosticta Galeopsidis** Sacc. Maculis arescendo dilute ochraceis versiformibus, margine concolori; peritheciis minutissimis, lenticularibus, 60 micr. diam., pertusis; spermatiis oblongis, sæpe inæquilateralibus, utrinque rotundatis,  $4 \approx 3$ , 2-guttulatis, hyalinis.

*Hab.* in foliis *Galeopsidis versicoloris* a *Selva*, Aug. 1873, socia *Sphærella*.

85. **Phyllosticta Ajugæ** Sacc. & Sp. Maculis versifor-

mibus, latiusculis, arescendo dilute ochraceis, fusco-cinctis; peritheciis sparsis globulosis prominulis, 90-100 micr. diam., pertusis; contextu laxo parenchymatico fuligineo; spermatiis ovato-ellipsoideis, 7-8  $\times$  3, rectis curvulisve, hyalinis, quandoque 2-guttulatis.

*Hab.* in foliis *Ajugæ reptantis a Conegliano*, Oct. 1877 (SPEGAZZINI),

86. *Phyllosticta Gomphrenæ* Sacc. & Sp. Maculis vagis, latis, amphigenis, arescendo lutescentibus, fusco-cinctis; peritheciis sparsis punctiformibus, lenticularibus, pertusis, contextu laxo parenchymatico fuligineo; spermatiis oblongo-ellipsoideis, 7-8  $\times$  3, hyalinis.

*Hab.* in foliis *Gomphrenæ globosæ a Conegliano*, Oct. 1877 (SPEGAZZINI).

87. *Phyllosticta Campanulæ* Sacc. & Sp. Maculis variis fulvo-ochraceis, fusco-cinctis; peritheciis epiphyllis, sparsis, lenticularibus, 150 micr. diam., pertusis, laxo cellulosis; spermatiis ovoideis, 8  $\times$  4  $\frac{1}{2}$ -5, subinæqualibus, dilute olivaceis.

*Hab.* in foliis *Campanulæ Trachelii a Vittorio*, Oct. 1877 (SPEGAZZINI).

88. *Phyllosticta Lappæ* Sacc. Maculis subcircularibus, sinuosisque arescendo griseo-brunneis, saturatius marginatis; peritheciis remotiusculis, punctiformibus, lenticularibus, 70 micr. diam., contextu lutescenti; spermatiis ovoideo-oblongis v. subreniformibus, 6  $\times$  3, hyalinis.

*Hab.* in foliis *Lappæ minoris a Selva* Aug. 1876-77.

89. *Phyllosticta Acetosæ* Sacc. Maculis subcircularibus ferrugineo-fuscis; peritheciis epiphyllis, punctiformibus, lenticularibus, gregariis, pertusis; spermatiis oblongis v. breve cylindræis utrinque obtusis, 4-5  $\times$  2, 2-guttulatis, hyalinis.

*Hab.* in foliis *Rumicis Acetosæ a Selva*, Sept. 1876.

90. *Phyllosticta Glechomæ* Sacc. Maculis variis sinuosis arescendo brunneis; peritheciis sparsis, punctiformibus, lenticularibus, pertusis; spermatiis oblongis utrinque ro-

tundatis,  $7 \approx 3-3\frac{1}{2}$ , rectis v. curvulis, 2-guttulatis, hyalinis.

*Hab.* in foliis *Glechomæ hederaceæ a Selva*, Aug. 1877.

\*\*\* Species maculas nullas v. indefinitas efficientes.

91. *Phyllosticta laburnicola* Sacc. Mycoth. Ven. n. 978. Maculis nullis; peritheciis hinc inde congregatis, lenticularibus, diam. 60-70 micr. pertusis; spermatis oblongo-cylindræis,  $3-5 \approx 1$ , hyalinis.

*Hab.* in pag. inferiore foliorum *Cytisi Laburni a Selva*, Aug. 1876.

92. *Phyllosticta liliicola* Sacc. Fungi Ven. Ser. II. 303. Maculis nullis; peritheciis hinc inde congregatis, amphigenis, punctiformibus, globulosis, pertusis; spermatis ovoideis,  $10 \approx 3$ , 2-guttulatis, hyalinis.

*Hab.* in foliis languidis *Lilii candidi a Selva*, Aut. 1873, socia *Sphaerella Matura* Sacc., cujus spermogonium videtur.

93. *Phyllosticta capsulicola* Sacc. & Sp. Maculis obsoletis; peritheciis gregariis, punctiformibus, lenticularibus,  $70 \approx 100$ , pertusis; contextu parenchymatico dilute fuligineo; spermatis ovoideis, curvulis,  $7-11 \approx 3-4\frac{1}{2}$ , 1-2-guttulatis, hyalinis.

*Hab.* in capsulis *Nicotianæ Tabaci a Conegliano*, Oct. 1877 (SPEGAZZINI).

94. *Phyllosticta Erythrææ* Sacc. & Sp. Maculis nullis; peritheciis per totum folium flavescens remote sparsis, globoso-lenticularibus, prominulis, atris; spermatis oblongo-ellipsoideis,  $7-10 \approx 2\frac{1}{2}-3$ , medio sæpe leniter contractis, 2-guttulatis, hyalinis.

*Hab.* in foliis *Erythrææ Centaurii a Conegliano* Oct. 1877 (SPEGAZZINI).

95. *Phyllosticta Tropæoli* Sacc. & Sp. Maculis obsoletis; peritheciis gregariis, punctiformibus, epidermide prominula velatis, globoso-lenticularibus, 200 micr. diam., pertusis; contextu laxiuscule celluloso late fuligineo; spermatis ovoideo-oblongis,  $7-10 \approx 3-4$ , subinæqualibus, nubilose hyalinis.

*Hab.* in foliis *Tropæoli majoris a Conegliano*  
Oct. 1877 (SPEGAZZINI).

96. **Phyllosticta Aucubæ** Sacc. & Sp. Maculis obsoletis v. nullis; peritheciis gregariis subcuticularibus, punctiformibus, 80–90 micr. diam., prominulis, anguste pertusis; spermatis oblongis, utrinque obtusiusculis,  $2\frac{1}{2}$ – $3 \approx \frac{3}{4}$ –1, hyalinis.

*Hab.* in foliis dejectis *Aucubæ japonicæ a Conegliano*, Dec. 1876 (SPEGAZZINI).

97. **Phyllosticta Laurocerasi** Sacc. & Sp. Maculis obsoletis v. subcircularibus candicantibus; peritheciis sæpe subconcentrice dispositis, punctiformibus, prominulis, olivaceo-fuscis; spermatis oblongo-cylindræis, utrinque rotundatis, raro ad medium subconstrictis, 8–10  $\approx$  3–4, sæpe 2-guttulatis, hyalinis.

*Hab.* in foliis dejectis *Pruni Laurocerasi a Treviso*, Apr. 1874 et *a Conegliano*, Nov. 1876 (SPEGAZZINI).

98. **Phyllosticta Platani** Sacc. & Sp. Maculis obsoletis; peritheciis sparsis, punctiformibus, lenticularibus, luteolis; spermatis ovoideo-oblongis, 5–6  $\approx$  1–1 $\frac{1}{2}$ , minute 2-guttulatis, nubilose hyalinis.

*Hab.* in pag. inf. foliorum *Platani orientalis a Conegliano*, Nov. 1876 (SPEGAZZINI).

99. **Phyllosticta Mahoniæ** Sacc. & Sp. Maculis obsoletis; peritheciis sparsis, lenticularibus, punctiformibus, 200 micr. diam., poro angusto pertusis, ochraceo-fulgineis; spermatis ellipsoideis v. subrotundis, utrinque obtusiusculis, 4–6  $\approx$  3–4, hyalinis.

*Hab.* in foliis dejectis *Mahoniæ Aquifolii a Conegliano*, Nov. 1876 (SPEGAZZINI).

100. **Phyllosticta pyricola** Sacc. & Sp. Maculis obsoletis; peritheciis inordinate sparsis, lentiformibus, prominulis, hypophyllis, 150 micr. diam., atris; spermatis ovoideis v. ovoideo-oblongis, 2–2 $\frac{1}{2}$   $\approx$   $\frac{3}{4}$ –1, hyalinis.

*Hab.* in foliis dejectis *Pyri communis a Conegliano*, Dec. 1876 (SPEGAZZINI).

101. **Phyllosticta crastophila** Sacc. Maculis obsoletis v. sordide ochraceis; peritheciis late sed laxiuscule gre-



gariis globoso-lenticularibus, innato-prominulis, atris; spermatis oblongis, 5-6  $\times$  2, rectis, utrinque obtusiusculis, 2-guttulatis, hyalinis.

*Hab.* in foliis *Setariae verticillatae a Selva*, Sept. 1875.

102. *Phyllosticta betulina* Sacc. Maculis nullis; peritheciis epiphyllis hinc inde dense maculiformiter aggregatis, innato-prominulis, globoso-lenticularibus atris; spermatis botuliformibus minutis, 4-6  $\times$  1-1 $\frac{1}{4}$ , curvulis, hyalinis.

*Hab.* in foliis *Betulae albae*, socia *Sphaerella maculiformis* f. *Betulae*, cujus videtur spermogonium, a *Conegliano*, Oct. 1876 (SPEGAZZINI).

103. *Phyllosticta Saponariae* (Fekl.?) Sacc. - *Ascochyta Saponariae* Fekl. Symb. 388? - Maculis nullis v. obsoletis, peritheciis epiphyllis, hinc inde maculiformiter densissime aggregatis, punctiformibus, globuloso-prominulis, 80 micr. diam., pertusis, aterrimis; spermatis tenuissimis cylindraccis rectiusculis, 4  $\times$   $\frac{1}{2}$ , hyalinis.

*Hab.* in foliis *Saponariae officinalis* socia *Septoria*, a *Selva* Oct. 1873.

104. *Phyllosticta? discors* Sacc. & Sp. Maculis obsoletis; peritheciis densiuscule gregariis, amphigenis, punctiformibus, lenticularibus atris, 80-120 micr. diam., pertusis, basi saepius setulam unicam vel paucas aciculares, 80-100  $\times$  3, septulatas fuligineas gerentibus; contextu parenchymatico minuto; spermatis cylindraccis 20-25  $\times$  4-4 $\frac{1}{2}$ , utrinque rotundatis, rectis v. curvulis, guttulatis v. nubiosis, hyalinis.

*Hab.* in foliis *Rumicis Acetosae a Conegliano*, Oct. 1877 (SPEGAZZINI).

++ Species chlorosporae.

\* Maculas in foliis albas v. griseas efficientes.

105. *Phyllosticta rubicola* Rabh. F. E. n. 1757. *Depazea areolata* Sacc. Myc. Ven. p. 192, an Fekl. Maculis subcircularibus parvis arescendo dealbatis, sangui-

neo-marginatis; peritheciis punctiformibus, paucis; spermatis e globoso ovoideis,  $3 \approx 2$ , e hyalino olivaceis.

*Hab.* in pag. sup. foliorum Rubi cæsii in sylva Montello, Aut. 1873.

106. *Phyllosticta populina* Sacc. *Depazea populina* Sacc. Myc. Ven. 193, an Fekl. Maculis angulosis arescendo candidis, nigromarginatis; peritheciis punctiformibus, pertusis; spermatis ellipsoideis v. ovoideis,  $6 \approx 3$ , e hyalino olivaceis.

*Hab.* in pag. sup. foliorum Populi nigræ, socia *Septoria Populi* Dmz., a Selva, Aut. 1873.

*Obs.* Quo spectent *Phyll. populina* Pers. et *Phyll. populnea* Dmz (in Oudem. Mat. Neerl. II. 23) prorsus ignoro.

107. *Phyllosticta juglandina* Sacc. Maculis vagis arescendo dealbatis fusco-cinctis; peritheciis punctiformibus, lenticularibus; spermatis ovoideis, minutissimis,  $4 \approx 2$ , e hyalino olivaceis.

*Hab.* in foliis Juglandis regiæ, a Vittorio, Oct. 1873.

108. *Phyllosticta viticola* Sacc. & Sp. Maculis vagis sinuosis, arescendo candidis, anguste fusco-cinctis, epiphyllis; peritheciis punctiformibus, lenticularibus, pertusis; spermatis ellipsoideis,  $5 \approx 2\frac{1}{2}$ , eguttulatis, e hyalino olivaceis.

*Hab.* in foliis Vitis viniferæ in agro Tarvisino, Aut. 1876.

109. *Phyllosticta Evonymi* Sacc. Maculis minutis angulosis, arescendo candidis, brunneo-cinctis; peritheciis sparsis, punctiformibus, diam. 100 micr., lenticularibus spertusis; spermatis oblongis, sæpius inæquilateralibus utrinque obtusis,  $4-5 \approx 3\frac{1}{2}-4$ , obsolete 2-guttulatis, chlorinis.

*Hab.* in foliis Evonymi europæi a Vittorio, Aut. 1873.

110. *Phyllosticta Quercus Ilicis* Sacc. Maculis epiphyllis subrotundo-sinuosis, arescendo candicantibus, linea atro-rufa distincte marginatis; peritheciis gregariis punctiformibus, lenticularibus, epidermide velatis; spermatis ellipsoideo-oblongis,  $5 \approx 4$ , luteolis.

*Hab.* in foliis *Quercus Ilicis* in Horto *Boboli* Florentiæ, Majo 1874.

*Obs.* A *Phyll. ilicina* Sacc. statim distinguenda.

111. *Phyllosticta rhamnigena* Sacc. Maculis subcircularibus arescendo sordide albis, fusco-marginatis; peritheciis epiphyllis dense gregariis punctiformibus, prominulis, atris; spermatis ovoido-oblongis,  $4\frac{1}{2}$ -5  $\approx$  3, 2-guttulatis, fuscidulo-olivaceis.

*Hab.* in foliis *Rhamni cathartici a Selva*, Aut. 1876.

*Obs.* A *Phyll. Rhamni* West. præcipue maculæ natura differt.

112. *Phyllosticta punica* Sacc. & Sp. Maculis parvis epiphyllis, subcircularibus sinuosis, arescendo candicantibus, rufo-marginatis; peritheciis punctiformibus, sparsis, lenticularibus, diam. 80-140 micr. diam., pertusis, contextu parenchymatico densiusculo fuligineo; spermatis ellipsoideis, 6-7  $\approx$  3, dilute olivaceis.

*Hab.* in foliis *Punicæ Granati a Conegliano*, Oct. 1877 (SPEGAZZINI).

113. *Phyllosticta Opuntiae* Sacc. & Sp. Maculis variis arescendo candidis, margine subelevato lutescenti cinctis; peritheciis gregariis, lenticularibus, 150 micr. diam., pertusis, laxe cellulosis fuligineis; spermatis ovoides, 5-8  $\approx$  3-3 $\frac{1}{2}$ , curvulis rectisve, dilute olivaceis.

*Hab.* in cladodiis *Opuntiae Ficus indicæ a Conegliano*, Oct. 1877 (SPEGAZZINI).

114. *Phyllosticta Vincetoxici* Sacc. Maculis epiphyllis variis sinuosis, arescendo dealbatis margine tenui rufescente; peritheciis sparsis, punctiformibus lenticularibus; spermatis ellipsoideis, 5-6  $\approx$  3-3 $\frac{1}{2}$ , quandoque inæquilateralibus, olivaceis.

*Hab.* in foliis *Cynanchi Vincetoxici a Vittorio*, Oct. 1875.

*Obs.* A *Phyll. Asclepiadearum* West. spermatis coloratis differt.

115. *Phyllosticta Photiniæ* Sacc. Maculis subcircularibus irregularibusve epiphyllis, arescendo candidis, atro-rufo-marginatis; peritheciis remote sparsis, e globoso

lenticularibus, 60-70 micr. diam., latiuscule pertusis, contextu validiusculo; spermatis minutissimis ovoideo-oblongis,  $2-3\frac{1}{2} \approx \frac{3}{4}-1$ , eguttulatis e hyalino olivaceis.

*Hab.* in foliis *Photiniæ serrulatae a Selva*, Aug. 1874.

116. *Phyllosticta photinicola* Sacc. Maculis vagis majusculis, arescendo candidantibus, rufo-marginatis; peritheciis remotiusculis, punctiformibus lenticularibus, 140-150 micr., diam., latiuscule pertusis, contextu laxiuscule celluloso subochraceo; spermatis ovoideis,  $5-6 \approx 3-3\frac{1}{2}$ , dilute fuliginis.

*Hab.* in pag. sup. foliorum *Photiniæ serrulatae a Selva*, Sept. 1874.

117. *Phyllosticta laurella* Sacc. Maculis latis sinuosis arescendo expallentibus, fusco-cinctis; peritheciis sparsis, punctiformibus, pertusis; spermatis subsphæroideis, minutis,  $4 \approx 3$ , fuscidulis.

*Hab.* in foliis *Lauri nobilis a Selva*, Aug. 1873.

118. *Phyllosticta ruscicola* Dmz. Not. XIV. 32. Maculis subcircularibus vagisve arescendo albicantibus, brunneo-cinctis; peritheciis minutis globoso-lenticularibus, initio tectis; spermatis oblongis,  $7-3 \approx 3\frac{1}{2}$ , lutescenti-viridulis.

*Hab.* in cladodiis *Rusci aculeati a Selva*, Sept. 1874, socia *Leptosphaeria Rusci* (Wallr.) Sacc., cujus est probabile spermogonium, (Cfr. Mycol. Ven. tab. IX. fig. 32.) nec non *Rusci Hippoglossi a Conegliano*, (sperm.  $10 \approx 3-4$ ). Aut. 1876 (SPEGAZZINI).

\*\* Species maculas in foliis ochraceas v. fuscas efficientes.

#### A. Arboricolæ.

119. *Phyllosticta prunicola* (Opiz?) Sacc. Maculis subcircularibus epiphyllis, arescendo sordide brunneis v. ochraceis, margine subconcolore; peritheciis sparsis, punctiformibus, pertusis; spermatis ovoideis v. ellipsoideis,  $5 \approx 3$ , e hyalino olivaceis.

*Hab.* in pag. sup. foliorum *Pruni domesticæ*, *P. Cerasi* nec non *Piri Mali a Selva*, Aut. 1873-75.



*Obs.* Huc spectat *Depazea prunicola* Sacc. Mycol. Ven. 193, an *Opiz.* Forma in Malo ad *Leptosphaerium Pomonam* Sacc., tamquam spermogonium, pertinere videtur.

120. *Phyllosticta Tiliæ* Sacc. & Sp. Maculis versiformibus arescendo dilute ochraceis, fuligineo-marginatis; peritheciis sparsis, lenticularibus, 120 micr. diam., pertusis, contextu parenchymatico laxo, subolivaceo; spermatis ellipsoideis utrinque obtusis, 5-6  $\times$  3, dilute chlorinis.

*Hab.* in foliis Tiliæ europæe a *Conegliano*, Oct. 1877 (SPEGAZZINI).

121. *Phyllosticta ulmicola* Sacc. Maculis vagis, majusculis, arescendo ochraceis, margine concolori; peritheciis gregariis punctiformibus, 70-80 diam., lenticularibus, pertusis; spermatis oblongo-ellipsoideis, 6  $\times$  3, e hyalino olivaceis.

*Hab.* in foliis Ulmi campestris a *Selva*, Aut. 1874.

*Obs.* A *Phyll. Ulmi* West. Fl. Batav. Fung. 99 differt maculis ochraceis nec griseis, spermatisque minoribus (nec 10  $\times$  5) coloratis nec hyalinis.

122. *Phyllosticta Rhamni* West. Not. V. 26. *Phyll. Frangulæ* Kx. Fland. I. 418. Maculis vagis, subochraceis, fusco-cinctis; peritheciis sparsis, punctiformibus, pertusis; spermatis oblongis ovoideisve, 6  $\times$  3-3 $\frac{1}{2}$ , e hyalino olivaceis.

*Hab.* in foliis Rhamni Frangulæ a *Selva*, Aug. 1873.

*Obs.* Spermata in Kx. l. c. hyalina indicantur, sed ab ætate pendere potest.

123. *Phyllosticta carpineæ* Sacc. Maculis subcircularibus, sinuosisve majusculis, arescendo dilute ochraceis, brunneo-marginatis; peritheciis sparsis, punctiformibus, pertusis; spermatis e globoso ovoideis, 4-3, e hyalino olivaceis.

*Hab.* in foliis Carpini Betuli a *Selva*, Aut. 1873.

124. *Phyllosticta corylaria* Sacc. Maculis vagis, sinuo-

sis, arescendo pallide ochraceis, brunneo-marginatis; peritheciis remote sparsis punctiformibus, hemisphaericis, prominulis, diam. 80 micr, pertusis, contextu minute celluloso; spermatiis ovato-oblongis,  $4-4\frac{1}{2} \approx 2$ , dilute olivaceis.

*Hab.* in foliis Coryli Avellanæ a Selva, Aug. 1874.

*Obs.* A *Phyll. Coryli* (Dmz. sub *Cheilaria*) West. toto caelo diversa.

125. **Phyllosticta Mespili** Sacc. Maculis subcircularibus, arescendo ochraceis, rufo-cinctis; peritheciis sparsis punctiformibus, lenticularibus, pertusis, laxe cellulosis lutescentibus; spermatiis oblongis utrinque rotundatis,  $4 \approx 3$ , olivaceis.

*Hab.* in foliis Mespili germanicæ a Selva, e Cusignana, Aug. 1876.

#### B. Herbicolæ.

126. **Phyllosticta Tormentillæ** Sacc. Maculis pallide ochraceis irregularibus, margine subconcolori; peritheciis punctiformibus, lenticularibus, sparsis; spermatiis breve ellipsoideis minutissimis,  $3 \approx 2\frac{1}{2}$ , e hyalino fuscidulis.

*Hab.* in foliis Tormentillæ erectæ in sylva Montello, Aut. 1873.

*Obs.* A *Ph. potentillica* Sacc., *Ph. fragaricola* Dmz. &c. tute diversa.

127. **Phyllosticta Scrophulariæ** Sacc. Maculis vagis ochraceis, margine subconcolori; peritheciis punctiformibus sparsis; spermatiis ellipsoideis utrinque obtusis,  $5 \approx 3$ , e hyalino fuscidulis.

*Hab.* in foliis Scrophulariæ nodosæ a Selva, Aut. 1873.

128. **Phyllosticta lutetiana** Sacc. Maculis subcircularibus arescendo pallide ochraceis, anguste castaneo-cinctis; peritheciis sparsis, punctiformibus, pertusis; spermatiis ovoideis  $5 \approx 4$ , e hyalino olivaceis.

*Hab.* in foliis Circææ lutetianæ a Selva, Aug. 1873.

129. *Phyllosticta ligustrina* Sacc. & Sp. Maculis versiformibus, arescendo sordide lutescentibus; peritheciis gregariis, olivaceo-fuscis, lenticularibus 150–200 micr. diam., pertusis; spermatis globoso-ovoideis, 4–6  $\approx$  3–4, pallide olivaceis.

*Hab.* in foliis Ligustri vulgaris a Costa (Vitorio) Dec. 1876 (SPEGAZZINI).

130. *Phyllosticta Phaseolorum* Sacc. & Sp. Maculis versiformibus amplis arescendo ochraceis; peritheciis punctiformibus, lenticularibus, 100 micr. diam. pertusis, fuliginis; spermatis ovoideo-oblongis rectis curvulisve, 5–6  $\approx$  3–3 $\frac{1}{2}$ , chlorino-olivaceis.

*Hab.* in foliis Phaseoli vulgaris a Costa, Oct. 1877.

*Obs.* An status alter v. proventus *Phyll. phaseolinæ* Sacc. (n. 76)?

131. *Phyllosticta Dulcamaræ* Sacc. Maculis versiformibus, sæpe marginalibus, arescendo brunneis; peritheciis epiphyllis sparsis lenticularibus, punctiformibus, 80–90 micr. diam. pertusis; spermatis globoso-ellipsoideis, inæqualibus, 5–6  $\approx$  3, e hyalino chlorinis.

*Hab.* in foliis Solani Dulcamaræ a Selva, Aug. 1873, socia *Septoria*.

\*\*\* Species maculas obsoletas v. nullas efficientes.

132. *Phyllosticta nervisequa* Sacc. Maculis nullis v. obsoletis; peritheciis secus foliorum nervos digestis, innato-prominulis, applanatis, oblongis 120–130 lgs, 80 lts, minute pertusis contextu parenchymatico densiusculo fuligineo; spermatis oblongo-cylindræis, 8–10  $\approx$  3 $\frac{1}{2}$ , leniter curvulis rectisve, utrinque obtusiusculis, eguttulatis, e hyalino dilutissime olivaceis.

*Hab.* in foliis Calystegiæ sepium, utrâque paginâ conspicua, a Conegliano, Aug. 1876 (SPEGAZZINI).

133. *Phyllosticta Pœoniæ* Sacc. & Sp. Maculis obsoletis; peritheciis sparsis punctiformibus, globulosis, prominulis, 200 micr. diam., pertusis, laxiuscule cellulosis; spermatis ovoideis, 10  $\approx$  5, quandoque obsolete 2-guttulatis, dilute olivaceis.

*Hab.* in foliis *Pœoniæ corallinæ a Conegliano*,  
Oct. 1877 (SPEGAZZINI).

**Ascochyta** Lib. em., Sacc. Fungi Ven. Ser. II. 302  
(in nota) Peritheciis in partibus plerumque decoloratis  
foliorum vel ramulorum innata, membranacea, poro cen-  
trali pertusa, spermatis ovoideis oblongisve, 1-septatis,  
hyalinis v. chlorinis foeta.

+ Species hyalosporæ.

\* Maculas albas v. griseas efficientes.

134. **Ascochyta Orobi** Sacc. Mycoth. Ven. n. 987. (Jan.  
1877). Maculis arecendo dealbatis, sinuosis, fusco-  
cinctis; peritheciis punctiformibus, lenticularibus, 100  
diam., latepertusis; spermatis constricto-bilocularibus,  
oblongis, utrinque obtusis, 15–16  $\approx$  4 $\frac{1}{2}$ –6, guttulatis,  
hyalinis.

*Hab.* in foliis *Orobi verni* in sylva *Montello*,  
Aug. 1876.

*Obs.* Huc spectat *Septoria Orobi* Pass. in Rabh.  
F. E. n. 2256 (Aprili 1877).

135. **Ascochyta malvicola** Sacc. Maculis subcircularibus,  
sinuosisve arecendo dealbatis, vix marginatis; perithe-  
ciis sparsis punctiformibus lenticularibus, pertusis; sper-  
matis breve cylindræis, utrinque rotundatis, 20  $\approx$  4,  
1-septatis, leniter constrictis, minute 4-guttulatis, hya-  
linis.

*Hab.* in foliis *Malvæ sylvestris a Selva*, Aug.  
1873.

136. **Ascochyta limbalis** Sacc. Maculis vagis, sæpe mar-  
ginalibus, arecendo candidis, zona nigrescente cinctis;  
peritheciis lenticularibus, pertusis; spermatis oblongo-  
cylindræis, 15  $\approx$  2, utrinque obtusiuculis, 1-septatis, vix  
constrictis 4-guttulatis, hyalinis.

*Hab.* in pag. super. foliorum *Buxi sempervi-  
rentis a Selva*, Aug. 1874.

*Obs.* Huc *Depazea buxicola* Sacc. Myc. Ven. p. 193  
an *Friesii*, quæ = *Phyllosticta limbalis* Pers. = *Ph.*



*buricola* Kx; sed auctores de septo sporarum silent, ergo de identitate cum mea dubitandum.

137. *Ascochyta Lantanæ* Sacc. Maculis subcircularibus sinuosisve arescendo dealbatis, anguste fusco-marginatis; peritheciis punctiformibus, epiphyllis sparsis, pertusis; spermatis anguste fuscoideis,  $11 \approx 2$ , 1-septatis, non constrictis, hyalinis.

*Hab.* in foliis *Viburni Lantanæ a Selva*, Aug. 1874.

*Obs.* Cum *Septoria Viburni* West. non comparanda.

138. *Ascochyta Quercus* Sacc. & Sp. Maculis versiformibus arescendo albicantibus; peritheciis sublenticularibus, punctiformibus, 80–90 micr. diam.; spermatis oblongo-ellipsoideis,  $7-12 \approx 3-4\frac{1}{2}$ , utrinque obtusis, 1-septatis, ad septum plus minusve constrictis, hyalinis.

*Hab.* in foliis quercinis *a Susigana*, Oct. 1876 (SPEGAZZINI).

139. *Ascochyta Coryli* Sacc. & Sp. Maculis variis v. subcircularibus arescendo albicantibus; peritheciis lenticularibus, 200 micr. diam., pertusis, fuscis; spermatis oblongo-ellipsoideis v. subcylindraceutis,  $10 \approx 2\frac{1}{2}$ , 1-septatis, non constrictis, rectis curvulisve, hyalinis.

*Hab.* in foliis *Coryli Avellanæ a Costa* (Vitorio), Nov. 1876 (SPEGAZZINI).

140. *Ascochyta Oleandri* Sacc. & Sp. Maculis albis fusco cinctis; peritheciis sparsis amphigenis, lenticularibus, 200 micr. diam., pertusis, dilute fuliginis; spermatis fuscoideo-oblongis,  $11-15 \approx 2-2\frac{1}{2}$ , 1-septatis, non v. vix constrictis nubiosis, hyalinis.

*Hab.* in foliis *Nerii Oleandri a Conegliano*, Dec. 1876 (SPEGAZZINI).

141. *Ascochyta Calycanthi* Sacc. & Sp. Maculis arescendo albicantibus, variis; peritheciis gregariis lenticularibus, punctiformibus, 200 micr. diam., pertusis, atris; spermatis oblongis v. oblongo-ellipsoideis,  $11-14 \approx 2\frac{1}{2}-3$ , utrinque obtusiusculis, 1-septatis, non constrictis, hyalinis v. nubiosis.

*Hab.* in foliis *Calycanthi floridi a Conegliano*, Dec. 1876 (SPEGAZZINI).

142. *Ascochyta Violæ* Sacc. & Sp. Maculis arescendo dealbatis, variis; peritheciis gregariis, globoso-lenticularibus, 180-200 micr. diam., pertusis, contextu parenchymatico, circa ortiolum condensato, fuligineo; spermatis brevibus fusoidis,  $15-18 \approx 3\frac{1}{2}-4$ , 1-septatis, non constrictis hyalinis.
143. *Ascochyta Robiniae* Sacc. & Sp. Maculis arescendo dealbatis, tenuiter fusco-marginatis; peritheciis sparsis punctiformibus, lenticularibus 180 micr. diam., pertusis; spermatis oblongo-ellipsoideis,  $10-15 \approx 5-6$ , 1-septatis, non constrictis, hyalinis.
144. *Ascochyta Emeri* Sacc. Maculis sæpius marginalibus, arescendo sordide albis, rufo-cinctis; peritheciis sparsis amphigenis, punctiformibus, lenticularibus, 110-120 micr. diam., pertusis; contextu minute parenchymatico fuligineo; spermatis oblongo-ellipsoideis,  $9-15 \approx 3-4$ , utrinque rotundatis, 1-septatis, leniter constrictis, hyalinis.  
*Hab.* in foliis *Coronillæ Emeri* in sylva *Montello*, Oct. 1876.
145. *Ascochyta Chloræ* Sacc. & Sp. Maculis variis arescendo expallentibus; peritheciis sparsis, globoso-lenticularibus, 100-200 micr. diam., subastomis; contextu laxo parenchymatico dilute fuligineo; spermatis, oblongo-fusoidis  $10-18 \approx 2-3$ , 1-septatis, leniter constrictis, utrinque acutiusculis, hyalinis.  
*Hab.* in foliis *Chloræ perfoliatæ a Conegliano*, Oct. 1877 (SPEGAZZINI).
146. *Ascochyta Erythronii* Sacc. & Sp. Maculis albescens, indeterminatis; peritheciis punctiformibus, lenticularibus, pertusis;  $150-180$  micr. diam.; contextu parenchymatico, dilute fuligineo; spermatis oblongo-fusoidis,  $14-18 \approx 4-5$ , utrinque acutiusculis, 1-septatis, vix constrictis, hyalinis.  
*Hab.* in foliis *Erythronii Dentis canis a Conegliano* Aug. 1877 (SPEGAZZINI).
147. *Ascochyta Daturæ* Sacc. Maculis subcircularibus, sinuosis, arescendo albicantibus, margine lato ochraceo cinctis; peritheciis gregariis epiphyllis, quandoque sub-

concentricis, e globoso lenticularibus, innato-prominulis 100 micr. diam.; spermatis cylindraco-oblongis, utrinque rotundatis, 7-8  $\times$  3, 1-septatis, vix constrictis, hyalinis.

*Hab.* in foliis *Daturæ Stramonii a Selva*, Oct. 1875.

148. *Ascochyta rosicola* Sacc. Maculis subcircularibus arescendo dealbatis, rufo-marginatis, epiphyllis; peritheciis punctiformibus, lenticularibus, pertusis; spermatis oblongis v. breve fusoides, 8-10  $\times$  3, 1-septatis, non constrictis, utrinque 1-guttulatis, hyalinis.

*Hab.* in pag. sup. foliorum *Rosæ muscosæ a Selva*, Aug. 1874.

149. *Ascochyta Sorghi* Sacc. Fungi Veneti Ser. II. 302.

*Hab.* in foliis *Sorghi vulgaris a Selva*, Aug. 1874, socia *Sphærella Cerere* Sacc.

*Obs.* Maculæ pallidæ, sanguineo-cinctæ; spermata oblongo-ovoidea, 14  $\times$  3, 1-septata, 4-guttulata, hyalina.

150. *Ascochyta Ischæmi* Sacc. Maculis indeterminatis expallentibus; peritheciis punctiformibus, globulosis, innatis; spermatis ellipsoideis v. ovoideis, 10  $\times$  4 $\frac{1}{2}$ , 1-septatis, non constrictis, 2-guttulatis, hyalinis.

*Hab.* in foliis culmisque *Andropogonis Ischæmi a Narvesa*, Aug. 1873.

*Obs.* *Ascochyte graminicolæ* Sacc. F. Magn. n. 30 affinis.

\*\* Species maculas ochraceas, rufas v. brunneas efficientes.

151. *Ascochyta Phaseolorum* Sacc. Mycoth. Ven. n. 988. Maculis indeterminatis, arescendo ochraceis; peritheciis epiphyllis globoso-lenticularibus, 100 diam., pertusis; spermatis oblongis constricto-1-septatis, 10  $\times$  3, 2-guttulatis, hyalinis.

*Hab.* in foliis *Phaseoli vulgaris a Selva*; Sept. 1876.

152. *Ascochyta physalina* Sacc. Mycoth. Ven. n. 985, Fungi ital. n. 88.

*Hab.* in foliis languidis *Physalis Alkekengi* in sylvâ *Montello*, Oct. 1876.



*Obs.* Maculae ochraceae, variae; spermata cylindraceo-oblonga, constricto-1-septata, 25-28  $\times$  8, 2-4-guttulata, hyalina.

153. *Ascochyta Calystegiae* Sacc. Maculis vagis irregularibus, arescendo brunneis, concentrice subzonatis, margine saturatori; peritheciis sparsis epiphyllis punctiformibus, lenticularibus, 90-100 micr. diam., pertusis, laxe cellulosis; spermatis oblongis v. subclavatis, 7-8  $\times$  3, utrinque obtusiusculis, 1-septatis, non v. vix constrictis, hyalinis.

*Hab.* in foliis *Calystegiae* sepium a *Selva*, Sept. 1876.

154. *Ascochyta Aristolochiae* Sacc. Maculis amphigenis, subcircularibus, arescendo denigratis, margine saturatori; peritheciis sparsis, remotis, punctiformibus, 60-70 diam., lenticularibus, pertusis, contextu tenui-parenchymatico, luteo-fusco; spermatis ellipsoideo-oblongis, 7-9  $\times$  3-3 $\frac{1}{2}$ , utrinque rotundatis, rectis curvulisve, 1-septatis, vix constrictis, hyalinis.

*Hab.* in foliis *Aristolochiae Clematidis* a *Selva*, Sept. 1876.

155. *Ascochyta zeina* Sacc. Maculis longitudinaliter oblongis sanguineis, margine subconcolori; peritheciis gregariis, punctiformibus, lenticularibus, pertusis; contextu laxiuscule parenchymatico, fuligineo; spermatis oblongo-ellipsoideis, 18-7 $\frac{1}{2}$ , utrinque rotundatis, 1-septatis, leniter constrictis, crasse 2-nucleatis hyalinis.

*Hab.* in pag. sup. foliorum *Zeae* *Maydis* a *Conegliano* (A. BÉRENGER).

156. *Ascochyta Philadelphi* Sacc. & Sp. Maculis subcircularibus, arescendo ochraceis; peritheciis punctiformibus, 200 micr. diam., quandoque subconcentrice dispositis, pertusis; spermatis constricto-didymis, utrinque rotundatis, 8-11  $\times$  4-4 $\frac{1}{2}$ , hyalinis.

*Hab.* in foliis *Philadelphi coronarii* a *Conegliano*, Nov. 1876 (SPEGAZZINI).

157. *Ascochyta Ligustri* Sacc. & Sp. Maculis versiformibus, arescendo subochraceis; peritheciis lenticularibus, punctiformibus, 200 micr. diam., olivaceo-fuscis;



spermatiis ovoideis v. oblongo-ellipsoideis, utrinque rotundatis, interdum curvulis, 1-septatis, ad septum leniter constrictis, 8-10  $\times$  2-3, hyalinis.

*Hab.* in foliis Ligustri vulgaris a Costa (Vitorio), Nov. 1876 (SPEGAZZINI).

158. *Ascochyta Plantaginis* Sacc. & Sp. Maculis variis arescendo brunneis; peritheciis gregariis, lenticulari-umbilicatis, 100-150 micr. diam., latiuscule pertusis, laxe celluloso-contextis, olivaceo-fuliginis; spermatiis oblongis v. subellipsoideis, 7-12  $\times$  2 $\frac{1}{2}$ -3, utrinque obtusis, sæpe curvulis, 1-septatis, non constrictis, 2-guttulatis, hyalinis.

*Hab.* in foliis Plantaginis majoris a Susigana, Dec. 1876 (SPEGAZZINI).

159. *Ascochyta Paliuri* Sacc. Maculis variis, latis, arescendo fusco-ochraceis, vix marginatis; peritheciis epiphyllis, sparsis, punctiformibus, initio epidermide velatis, lenticularibus, 100 micr. diam., latiuscule pertusis, laxe cellulosi, fuliginis; spermatiis oblongis, utrinque obtuse rotundatis, 7-9  $\times$  3-3 $\frac{1}{2}$ , 1-septatis, leniter constrictis, obsolete guttulatis, hyalinis.

*Hab.* in foliis Paliuri aculeati a Selva & Cognigliano, Oct. 1876.

160. *Ascochyta Elaterii* Sacc. Maculis vagis, arescendo pallide argillaceis, fusco-cinctis; peritheciis gregariis velatis, sublenticularibus, 100-110 micr. diam. late pertusis, initio (imperfectis) fulventibus, dein nigricantibus; spermatiis cylindraco-oblongis, 20-22  $\times$  4, utrinque rotundatis, rectis curvulisve, 1-septatis, non v. vix constrictis, hyalinis.

*Hab.* in foliis Momordicæ Elaterii in Horto Patavino, Oct. 1876.

161. *Ascochyta Verbasci* Sacc. & Sp. Maculis arescendo sordide ochraceis, vagis, margine concolore; peritheciis sæpius epiphyllis, lenticularibus, diam. micr. 150-200, pertusis, cellulis dilute fuliginis sinuosis contextis; spermatiis ovato-oblongis, 15-18  $\times$  5-5 $\frac{1}{2}$ , constricto-1-septatis, rectis v. leniter curvulis, 4-guttulatis, hyalinis.

*Hab.* in foliis *Verbasci phlomoidis* a *Conegliano*, Sept. 1877 (SPEGAZZINI).

162. *Ascochyta sorghina* Sacc. Maculis longitudinaliter oblongis arescendo fuscis, sanguineo-marginatis; peritheciis dense gregariis, globoso-depressis, papillulatis, pro genere majusculis; spermatiis oblongo-ellipsoideis,  $20 \approx 8$ , 1-septatis, leniter constrictis, minute pluriguttulatis, hyalinis.

*Hab.* in foliis *Sorghii vulgaris* a *Selva*, Sept. 1873.

*Obs.* Ab *A. zeina* peritheciis majoribus, spermatiis pluriguttulatis &c. recedere videtur.

\*\*\* Species maculas nullas v. obsoletas efficientes.

163. *Ascochyta Aucubæ* Sacc. & Sp. Maculis nullis; peritheciis gregariis subgloboso-lenticularibus, initio tectis, 250 micr. diam., prominulis, pertusis, contextu parenchymatico fuligineo; spermatiis fusoido-oblongis,  $8-12 \approx 2-2\frac{1}{2}$ , 1-septatis, non v. vix constrictis, nubilose hyalinis.

*Hab.* in foliis dejectis *Aucubæ japonicæ* a *Conegliano*, Dec. 1876 (SPEGAZZINI).

164. *Ascochyta Orni* Sacc. & Sp. Maculis nullis v. obsoletis; peritheciis amphigenis, globoso-lenticularibus, 200 micr. diam., pertusis, prominulis; spermatiis ovato-fusoides,  $10-11 \approx 2-2\frac{1}{2}$ , 1-septatis, non v. rarius leniter constrictis, nubilose hyalinis.

*Hab.* in foliis *Fraxini Orni* a *Conegliano*, Dec. 1876 (SPEGAZZINI).

165. *Ascochyta Marchantiæ* Sacc. & Sp. Maculis obsoletis; peritheciis punctiformibus, lenticularibus, 90-100 micr. diam., plerumque seriatim digestis, erumpentibus, distincte celluloso-contextis, olivaceo-fuligineis; spermatiis oblongis,  $13-15 \approx 3-4$ , constricto-1-septatis, loculo altero plerumque paulo crassiore, 2-guttulatis, hyalinis.

*Hab.* in fronde emortua *Marchantiæ* a *Conegliano*, Dec. 1876 (SPEGAZZINI).

## ++ Species chlorosporæ.

\* Maculas in foliis albas v. griseas efficientes.

166. *Ascochyta pyricola* Sacc. Fungi Ven. Ser. II. 311. Mycoth. Ven. n. 518.

*Hab.* in pag. sup. foliorum Pyri communis a *Selva*, 1874-76.

*Obs.* Maculæ albo-griseæ, nitidæ; spermata oblonga, 1-septata,  $10 \approx 2$ , 2-guttulata, olivacea.

167. *Ascochyta Sambuci* Sacc. Mycoth. Ven. n. 986. Maculis vagis arescendo candicantibus; peritheciis parvis, punctiformibus, pertusis; spermatis fusoides, 15-18  $\approx 3-3\frac{1}{2}$ , 1-septatis, non constrictis, olivaceis.

*Hab.* in pag. sup. foliorum Sambuci nigrae a *Selva*, Sept. 1876.

168. *Ascochyta ampelina* Sacc. Maculis vagis angulosis arescendo candicantibus, fusco-marginatis, epiphyllis; peritheciis sparsis punctiformibus lenticularibus, 70 micr. diam., pertusis; spermatis ex oblongo fusoides,  $10 \approx 3$ , 1-septatis non constrictis, dilute olivaceis (rarissime 12-15  $\approx 3-3\frac{1}{2}$ , 2-3-septatis) - Var. *cladogena*: peritheciis majoribus, 150-200 micr. diam.; spermatis quoque paulo longioribus,  $15 \approx 3$ .

*Hab.* in foliis Vitis viniferae a *Selva*, Aug. 1874. Var. in ejusdem sarmentis vivis a *Conegliano*, Oct. 1877 (SPEGAZZINI).

169. *Ascochyta Tecomæ* Sacc. Maculis indeterminatis candicantibus, cladogenis; peritheciis gregariis punctiformibus globoso-lenticularibus, 90-100 diam. pertusis, initio epidermide velatis, dein erumpentibus; spermatis breve fusoides, 8-10  $\approx 2\frac{1}{2}$ -3, rectis curvulisve, 1-septatis, non constrictis dilute olivaceis.

*Hab.* in ramulis nondum emortuis Tecomæ radicantis a *Conegliano*, Majo 1876 (SPEGAZZINI).

170. *Ascochyta populina* Sacc. Maculis variis, angulosis, arescendo candidis, atrocinctis; peritheciis punctiformibus, sparsis; spermatis cylindraco-fusoides, 10-11  $\approx 1\frac{1}{2}$ -2, rectis, 1-septatis, non v. vix constrictis, e hyalino olivaceis.

*Hab.* in pag. sup. foliorum Populi nigræ a Selva, Sept. 1874.

171. *Ascochyta buxina* Sacc. Maculis indeterminatis arescendo expallentibus; peritheciis sparsis, punctiformibus; spermatiis ovato-fusoideis  $8 \approx 2\frac{1}{2}$ , 1-septatis, non constrictis, dilute olivaceis.

*Hab.* in foliis Buxi sempervirentis a Selva, Aug. 1874.

172. *Ascochyta cornicola* Sacc. Maculis subcircularibus arescendo dealbatis rufo-cinctis; peritheciis punctiformibus, lenticularibus, 80 micr. diam., pertusis; spermatiis oblongo-ellipsoideis,  $7-10 \approx 3\frac{1}{2}-4$ , 1-septatis, non constrictis, dilute olivaceis.

*Hab.* in foliis Corni sanguineæ a Selva, Aug. 1874.

173. *Ascochyta ulmella* Sacc. Maculis hypophyllis arescendo expallentibus, margine concolori; peritheciis sparsis, paucis, punctiformibus, lenticularibus, pertusis; spermatiis breve fusoideis, rectis,  $8-10 \approx 3$ , 1-septatis, non v. vix constrictis, dilute olivaceis.

*Hab.* in foliis Ulmi campestris a Selva, Aug. 1877.

174. *Ascochyta Hellebori* Sacc. Fungi Veneti Ser. II. pag. 310.

*Hab.* in pag. sup. foliorum Hellebori viridis a Selva, Aut. 1873, socio stat. ascoph. *Leptosphaeria Lathonia* Sacc.

*Obs.* Maculæ albicantes, atrolimbatae; spermatia breve fusoidea,  $8 \approx 1\frac{3}{4}-1$ , 1-septata, viridula.

175. *Ascochyta Fragariæ* Sacc. Maculis arescendo dealbatis, atro-sanguineo-marginatis, subcircularibus; peritheciis e globoso lenticularibus 100 micr. diam., latiuscule pertusis; contextu tenui parenchymatico subochraceo, circa porum conspicue incrassato; spermatiis oblongo-fusoideis, rectis,  $12-15 \approx 3-4$ , 1-septatis, non constrictis, dilute olivaceis.

*Hab.* in pag. sup. foliorum Fragariæ chilensis a Selva, Sept. 1877.

*Obs.* Affinis *Ascochyta ampelinae* Sacc. (n. 168).



176. *Ascoschyta Potentillarum* Sacc. Maculis versiformibus epiphyllis arescendo candicantibus, atro-sanguineo-marginatis; peritheciis punctiformibus, lenticularibus; spermatis fusoideo-cylindraceutis, utrinque obtusiusculis,  $10 \approx 3$ , 1-septatis, non constrictis, chlorinis.

*Hab.* in foliis *Potentillae reptantis a Selva*, Aug. 1874.

177. *Ascoschyta Weigeliae* Sacc. & Sp. Maculis epiphyllis, angulosis, arescendo candicantibus; peritheciis punctiformibus, lenticularibus, 100-150 micr. diam., pertusis, contextu minute parenchymatico, dilute fuliginoso; spermatis oblongis,  $12-14 \approx 3-4$ , 1-septatis, subconstrictis, minute 4-guttulatis, chlorinis.

*Hab.* in foliis *Weigeliae roseae a Conegliano*, Oct. 1877 (SPEGAZZINI).

\*\* Maculas ochraceas v. brunneas efficientes.

178. *Ascoschyta Tini* Sacc. Maculis vagis arescendo ochraceis, margine subconcolori; peritheciis sparsis, paucis, punctiformibus, lenticularibus 60-70 micr. diam., pertusis, contextu laxe tenui-celluloso, ferrugineo; spermatis fusoideis,  $6-10 \approx 3$ , 1-septatis, non v. vix constrictis, dilute olivaceis (rarissime 2-septatis).

*Hab.* in pag. sup. foliorum *Viburni Tini a Selva*, Aug. 1876.

179. *Ascoschyta carpinea* Sacc. Maculis subcircularibus sinuosisve, arescendo ochraceis, margine subconcolori; peritheciis sparsis, raris, punctiformibus, lenticularibus, 100 micr. diam., pertusis; spermatis oblongo-fusoideis,  $10-11 \approx 2\frac{1}{2}$ , 1-septatis, non constrictis, dilute olivaceis.

*Hab.* in pag. sup. foliorum *Carpini Betuli a Covolo*, Aug. 1874.

180. *Ascoschyta Lamiorum* Sacc. Maculis versiformibus amphigenis, arescendo dilute ochraceis, margine paulo saturatiore; peritheciis punctiformibus, lenticularibus, 50-70 micr. diam., pertusis; spermatis bacillari-fusoideis utrinque acutiusculis,  $9-11 \approx 2-2\frac{3}{4}$ , 1-septatis, non constrictis, e hyalino chlorinis.

*Hab.* in foliis *Lamii albi a Selva*, Sept. 1873.

Septoria Fr., Dmz., Sacc. Mycol. Ven. p. 195.

+ Species in plantis dicotyledoneis parasiticæ.

\* Arboricolæ.

A. Maculas albas v. griseas efficientes,

§ Foliicolæ.

181. *Septoria Cytisi* Dmz. - M.V. n. 322 - Fungi Ven. Ser. V. 205.

*Obs.* Spermata flexuosa, 90-100  $\approx$  3 $\frac{1}{2}$ , 6-7-septata, hyalina.

182. *Septoria pyricola* Dmz. - M.V. n. 320 - Fungi Ven. Ser. II. 310.

*Obs.* Spermata curvula, 60  $\approx$  3 $\frac{1}{2}$ , 2-septata, multiguttulata, dilute olivacea.

183. *Septoria Populi* Dmz. - M.V. n. 313 - Mycol. Ven. p. 197.

*Obs.* Spermata bacillaria, utrinque obtusiuscula, curvula, 45  $\approx$  3, 1-septata, hyalina.

184. *Septoria candida* (Fckl.?) Sacc. *Depazea candida* Fckl. *Sept. Populi* f. *P. albæ* Mycoth. Ven. n. 540.

*Obs.* Spermata bacillaria, 28-30  $\approx$  2 $\frac{1}{2}$ , curvula, 3-septata, hyalina. *Dep. candida* in Thm. F.A. n. 1191 sistit *Phyllostictam populeam* Sacc. & *Ascochyta populinam* Sacc.

185. *Septoria oleandrina* Sacc. M.V. n. 533. Fungi Veneti V. 205 et in Rabh. F.E. n. 2158.

*Obs.* Spermata inæquilonga, sæpe curvula, quandoque clavulata, 15-25  $\approx$  1 $\frac{1}{2}$ -2, obsolete septulata, hyalina.

186. *Septoria salicicola* (Fr.) Sacc. M.V. n. 1017 - *Depazea salicicola* Fr.

*Hab.* in foliis Salicis cinereæ a Colfosco, Sept. 1876.

*Obs.* Spermata bacillaria, curvula, 40-50  $\approx$  3, 3-septata, hyalina. A *Sept. Salicis* West, *Sept. salicella* B. et Br. et a *Sept. didyma* Fckl. longe diversa. Ve-

risimiliter huc spectat *S. Capreae* West. in Kl. Herb. myc. II. n. 566.

187. *Septoria Hoyæ* Sacc. Mycoth. Ven. n. 1016. Maculis forma variis arescendo eburneis, fusco-cinctis; peritheciis lenticularibus, pertusis, diam. 60–70, contextu parenchymatico, fuligineo; spermatiis cylindraceis v. clavulatis, 20–25  $\times$  1–1 $\frac{3}{4}$ , continuis v. obsolete septatis, hyalinis.

*Hab.* in foliis *Hoyæ* carnosæ a Padova in hortis, Julio 1876.

188. *Septoria Hederæ* Dmz. Sacc. Mycol. Ven. p. 197. — M. V. n. 1010.

*Obs.* Spermata flexuosa, 34–40  $\times$  1–2, guttulata, hyalina. — Alia species ab ipso Desmazieres eodem nomine «*Sept. Hederæ*» donata (Notic. XVII p. 23) ab hac statim dignoscitur defectu macularum spermatiisque arcte curvatis, clavulatis 20 lgs. Hac *Septoria Desmazierii* dici potest. — *Septoria Hederæ* Cooke F. B. n. 34 est *Phyllosticta hedericola*.

189. *Septoria stemmatea* (Fr.) Bk., Sacc. Myc. Ven. p. 197.

*Obs.* Spermata nondum reperire licuit, sed nucleum (ascigerum?) immaturum.

190. *Septoria Rubi* (Duby) West., Sacc. Fungi Ven. II. 300 et M. V. n. 538. — *Depazea Rubi* Op., Thüm. F. Austr. n. 1270.

*Hab.* in foliis *Rubi* fruticosi, cæsii et idæi in toto agro Veneto.

*Obs.* Spermata filiformia, tortuosa, 55  $\times$  1 $\frac{1}{2}$ –2, 3–pluri-septata, hyalina. An huc vere *S. Rubi* West. spectet dubitandum, nam auctor spermata 10–20 tantum longa describit. *Spilosphaeria Ruborum* Rabh. mihi fere ignota est. — *Depazea arcolata* in Thüm. Myc. Univ. n. 296 et *Sept. Rubi* B. & C. (Grev. III. p. 8) vix differunt.

191. *Septoria Evonymi* Rabh., Sacc. Mycol Ven. p. 196.

*Obs.* Spermata filiformia lenissime curvula, 20–25  $\times$  1 $\frac{1}{2}$ , parce obsoleteque septata, hyalina.

192. *Septoria Rhamni cathartici* Ces., Sacc. Mycol. Ven. 196 et M. V. n. 316.

*Obs.* Spermata cylindræa, vehementer curvata, 40–50  $\approx$  1 $\frac{1}{2}$ –2, 2–4-septata hyalina. Forma in Rhâmno saxatili (Sacc. M. V. n. 546) præbet spermata cylindræo-clavulata, 40–50  $\approx$  3, pluriguttulata, hyalina.

193. **Septoria Zizyphi** Sacc. Maculis arescendo albicanibus v. pallide ochraceis, fusco-marginatis, angulosis; peritheciis sparsis lenticularibus, punctiformibus, pertusis; spermatis filiformibus, 15  $\approx$  1, leviter curvis, hyalinis.

*Hab.* in pag. super. foliorum Zizyphi vulgaris a Selva, Aug. 1873.

194. **Septoria Emeri** Sacc. Maculis arescendo dealbatis, fusco-cinctis, variis; peritheciis paucis punctiformibus, lenticularibus, pertusis; spermatis filiformibus, utrinque acutatis, curvulis, 20  $\approx$   $\frac{3}{4}$ , continuis, hyalinis.

*Hab.* in foliis Coronillæ Emeri in sylva Montello, Sept. 1873.

195. **Septoria Grossulariæ** (Lib. sub *Ascochyta*) West. Sacc. Fungi Ven. V. 207.

*Obs.* Spermata bacillaria, curvula, 12–16  $\approx$  1, minute 6–7-guttulata, hyalina. Perithecia poro amplo pertusa.

196. **Septoria Hibisci** Sacc. Maculis arescendo dealbatis, fusco-cinctis, subcircularibus, irregularibusque; peritheciis punctiformibus, lenticularibus 50–60 micr. diam., poro latiusculo pertusis; spermatis bacillaribus leniter curvatis, 15–20  $\approx$  2–2 $\frac{1}{4}$ , continuis, hyalinis.

*Hab.* in pag. sup. foliorum Hibisci syriaci a Vittorio, Oct. 1874, raro.

197. **Septoria Citri** Pass. in Mycoth. Univ. n. 495 et Fung. Europ. n. 2257.

*Hab.* in foliis languentibus dejectisve Citri, Patavii, Aut. 1876. — E Pommiers (Rhône) misit M. GANDOGER.

*Obs.* Maculæ obsolete expallantes fusco-cinctæ, versiformes. Perithecia gregaria, punctiformia, 80–100 micr. diam. Spermata bacillaria, inæqualia, curvula, 15  $\approx$  1 $\frac{1}{2}$ –2 obsolete guttulata, hyalina.

198. **Septoria Viburni** West., Cooke Hndb. p. 446, Sacc. Mycol. Ven. p. 197,

*Obs.* Spermata cylindræa, utrinque obtusa, 5–7 guttulata, hyalina.



199. *Septoria quercina* Dmz. Not. XIV. p. 25 (1847).

*Hab.* in foliis *Quercus pedunculatae* in sylva *Montello et a Conegliano*, Aut. 1876.

*Obs.* Spermata filiformia, curvula,  $40 \approx 1\frac{1}{2}$ -2, pluriguttulata, hyalina.

200. *Septoria quercicola* Dmz. Not. XXI. (ut var. *S. inconditæ*), Kx. Fland I. 422.

*Hab.* in foliis *Quercus pedunculatae a Susigana*, Oct. 1876 (SPEGAZZINI).

*Obs.* Maculae variae, arescendo candicantes. Spermata cylindracea, curvula, utrinque rotundata, 25-30  $\approx$  3-4, 3-septata, non constricta, hyalina. Spermata *Sept. inconditæ* (= *S. castanicolæ* Dmz.), sed maculae diversae.

### §§ Ramulicolæ

201. *Septoria Caprifolii* Sacc. Maculis indeterminatis, expallentibus, cladogenis; peritheciis punctiformibus, initio epidermide velatis; spermatis filiformibus utrinque attenuatis,  $35 \approx 1\frac{3}{4}$ , obsolete septatis, hyalinis.

*Hab.* in sarmentis nondum emortuis *Lonicerae Caprifolii* in sylva *Montello*, Apr. 1874.

202. *Septoria imperialis* Sacc. Maculis cladogenis, oblongis, expallentibus; peritheciis gregariis, punctiformibus, sublenticularibus, e globoso depressis, 30 diam., ostiolo lato pertusis, contextu parenchymatico fuligineo; spermatis cylindraccis utrinque acutiusculis, curvatis, 16-18  $\approx$  2, continuis, hyalinis.

*Hab.* in ramulis *Paulowniæ imperialis* a *Conegliano*, Junio 1876.

203. *Septoria?* *persica* Sacc. M. V. n. 1097. Maculis nullis v. expallentibus indeterminatis, cladogenis; peritheciis oblongo-lenticularibus inaequalibus, gregariis, tectis dein prominulis, minutis, atris, pertusis, hyphis filiformibus conidiophoris cinctis; conidiis in hypharum apice acrogenis ovoideis, 10  $\approx$  4, 2-guttulatis, hyalinis; spermatis fusoides, saepe curvulis 1- (rarius 2-3-) septatis, ad septa constrictis, 13-18  $\approx$  2-2 $\frac{1}{2}$ , hyalinis.

*Hab.* in ramulis junioribus (quos enecat?) *Persicæ vulgaris* a *Padova*, Majo 1876.

*Obs.* Hyphis conidiophoris extantibus, an status *Campnodii Persicæ* Turp.?

204. **Septoria phomatoides** Sacc. Maculis expallentibus, indeterminatis, cladogenis; peritheciis hinc inde gregaris, subtectis, e globoso lenticularibus, 100 micr. diam., pertusis; spermatiis bacillaribus rectis curvulisve, utrinque obtusis,  $15-25 \approx 1-1\frac{1}{2}$ , pluriguttulatis hyalinis.

*Hab.* in ramulis Genistæ tinctoriæ in sylva *Montello*, Sept. 1876.

205. **Septoria pthyophila** Sacc, Maculis albicantibus v. obsoletis; peritheciis sparsis minutissimis erumpenti-superficialibus e globoso angulosis, atronitidis, denique collapsis; spermatiis bacillari-fusoideis, falcatis,  $30 \approx 3-4$ , pluriguttulatis, hyalinis, sterigmatibus filiformibus,  $30 \approx 1$ , fultis.

*Hab.* in cortice ramorum Abietis a *Conegliano*, Apr. 1876 (SPEGAZZINI).

B. Species maculas ochraceas, fuscas v. rufas efficientes.

206. **Septoria Mori** Lév., Sacc., M.V. n. 319 et Mycol. Ven. p. 209.

*Obs.* Spermata cylindrica, curvula, sursum attenuata utrinque obtusiuscula,  $40-50 \approx 4$ , 3-septata guttulataque hyalina, basidiis brevibus variis fulta. Ad *Fusarium* quoque vergit, quod jam monuit cl. A. BÈRENGER.

207. **Septoria moricola** Pass. in Thüm. Mycoth. Univ. n. 394.

*Hab.* in foliis Mori albæ Patavii, in *Cadore &c.*, Aut. 1874-76.

*Obs.* An sit forma hypophylla sparsa *Sept. Mori* Lév. valde dubito; fructificatio certe eadem in utraque forma.

208. **Septoria Ulmi** Fr., Sacc. Mycol. Ven. 144 et M. V. n. 545.

*Obs.* Spermata botuliformia,  $55 \approx 6$ , initio guttulata, dein 4-septata.

209. **Septoria castanicola** Dmz., Sacc. Mycol. Ven. 95 et M. V. n. 312.

*Obs.* Spermata cylindracea, utrinque obtusiuscula,

curvula, 30-40  $\approx$  4 $\frac{1}{2}$ , 3-septata, hyalina, in cirrhos sordidos protrusa. Perithecia pertusa, 60-70 micr. diam.

210. *Septoria Æsculi* (Lib.) West., Kx. Fl. I. 431.

*Hab.* in foliis Æsculi in toto agro Veneto, Aut. 1877.

*Obs.* Maculæ variæ, arescendo rufescentes; spermatia bacillari-fusoidea, curvula, 50-60  $\approx$  3-3 $\frac{1}{2}$ , utrinque obtusiuscula, 3-4-septata, hyalina. *Sept. Hippocastani* B. & Br., Cooke Hndb. p. 443 huc quoque verisimiliter spectat.

211. *Septoria Oxyacanthæ* Kze., Sacc. Mycol. Ven. p. 196 et M. V. n. 536.

*Obs.* Spermatia bacillaria, deorsum subincrassata, 70-80  $\approx$  6-8, initio granulosa, dein 6-8-septata, hyalina.

212. *Septoria Rosæ* Dmz., Sacc. M. V. n. 1018.

*Hab.* in foliis Rosæ caninæ in sylva *Montello*, Sept. 1876.

*Obs.* Maculæ fuscae, flavo-rubro-cinctæ; spermatia aciculari-clavulata, 70-90  $\approx$  3 $\frac{1}{2}$ -4, nubilosa, hyalina.

213. *Septoria Rosæ arvensis* Sacc. M. V. n. 1019.

*Hab.* in foliis Rosæ arvensis in sylva *Montello*, Sept. 1876.

*Obs.* Maculæ pallidiores, fusco-cinctæ; spermatia acicularia, 50-60  $\approx$  2 $\frac{1}{2}$ -3, obsolete 4-5-septata, hyalina. Affinis præcedenti; an differentiae ex ætate?

214. *Septoria Calycanthi* Sacc. & Sp. Maculis arescendo subochraceis; peritheciis punctiformibus, dense gregariis, quandoque subconcentrice digestis, amphigenis, 100-150 micr. diam.; spermatii cylindræis, utrinque leniter attenuatis, 15-25  $\approx$  1 $\frac{1}{2}$ -2 $\frac{1}{4}$ , medio 1-septatis raroque subconstrictis, rectis curvulisve, hyalinis.

*Hab.* in foliis languentibus *Calycanthi floridi a Conegliano*, Dec. 1876 (SPEGAZZINI).

215. *Septoria Syringæ* Sacc. & Sp. Maculis amphigenis versiformibus, dilute ochraceo-lutescentibus, saturatus marginatis; peritheciis sparsis punctiformibus, lenticularibus 100-120 micr. diam., latiuscule pertusis, contextu laxo parenchymatico subochraceo; spermatii cylindræo-bacillaribus, 14-18  $\approx$  2 $\frac{1}{2}$ , utrinque rotundatis, rectis curvulisve, obsolete 1-septatis, hyalinis.



*Hab.* in foliis *Syringæ vulgaris* a *Conegliano*, Oct. 1877 (SPEGAZZINI).

*Obs.* Forte huc spectat *Sept. Syringæ* West. «Les Crypt. d'après leurs stations» pag. 68 (nomen), sed diagnosim v. exemplar nullibi reperire potui.

216. **Septoria Leycesteriæ** Sacc. & Sp. Maculis subcircularibus sinuosisque, ochraceis, brunneo-cinctis; peritheciis laxe gregariis, amphigenis, punctiformibus, lenticularibus 100–200 micr. diam. pertusis, contextu tenui-membranaceo, celluloso, dilute olivaceo; spermatis cylindraccis, curvulis,  $2\frac{1}{2}$ –30  $\approx$  3–4, 1-septatis, quandoque constrictis, obsolete 2–4-guttulatis, hyalinis.

*Hab.* in foliis *Leycesteriæ formosæ* a *Conegliano*, Oct. 1877 (SPEGAZZINI).

217. **Septoria Alni** Sacc. Maculis subcircularibus, arescendo ochraceis, epiphyllis; peritheciis sparsis, punctiformibus; spermatis bacillaribus, subclavulatisve, 30–35  $\approx$   $1\frac{1}{2}$ –2 $\frac{1}{2}$ , remote guttulatis, hyalinis.

*Hab.* in foliis languidis *Alni glutinosæ* a *Conegliano*, Junio 1876 (SPEGAZZINI).

218. **Septoria Betulæ** (Lib.) West., *Ascochyta Betulæ* Lib.

*Hab.* in foliis *Betulæ albæ* a *Conegliano*, Oct. 1876. (SPEGAZZINI).

*Obs.* Maculæ amphigenæ, subcirculares, minutæ, pallide ochraceæ; spermata bacillaria, curvula, 30–34  $\approx$   $1\frac{1}{2}$ , utrinque obtusiuscula, hyalina.

219. **Septoria Mespili** Sacc. Maculis arescendo subochraceis, rufocinctis, variis; peritheciis punctiformibus; spermatis bacillaribus curvulis, 30–35  $\approx$  1, continuis, hyalinis.

*Hab.* in pag. sup. foliorum *Mespili germanicæ* a *Cusignana* (Treviso), Aug. 1876, socia *Phyllosticta Mespili* Sacc.

220. **Septoria Orni** Pass. in Myc. Univ. n. 395. — *Sept. Fraxini* f. *Orni* Sacc. M. V. n. 532.

*Obs.* Maculæ epiphyllæ fusco-ochraceæ. Spermata filiformia curvula v. flexuosa, sæpius clavulata, 25–30  $\approx$   $1\frac{1}{2}$ , remote et obsolete guttulato-septulata, hyalina.



221. *Septoria Berberidis* Niessl. – Sacc. M.V. n. 1015. Maculis arescendo fuscidulis, zona atropurpurea cinctis, subcircularibus, epiphyllis; peritheciis aggregatis e globoso lenticularibus, poro pertusis; spermatiis filiformi-clavatis, hinc acutis, illinc obtusis,  $45 \approx 2\frac{1}{2}$ , pluri-guttulatis, hyalinis.  
*Hab.* in foliis *Berberidis vulgaris* a *Conegliano*, Jun. 1876 (SPEGAZZINI).
222. *Septoria Cratægi* Kx., Sacc. M. V. n. 537, et *Fungi Veneti* Ser. V. 206.  
*Obs.* Spermata filiformia, acicularia curvula,  $60 \approx 1\frac{1}{2}$ , obsolete septata, hyalina.
223. *Septoria ascochytoides* Sacc. Maculis subcircularibus, oblongisve, arescendo dilute ochraceo-fulvescentibus, atosanguineo-marginatis; peritheciis epiphyllis gregariis, lenticularibus, punctiformibus, distincte pertusis, ochraceis; spermatiis cylindræis v. subfusoides, 18–20  $\approx 2\frac{1}{2}$ –3, 1-septatis, ad septum leniter constrictis, utrinque obtusiusculis, minute 4-guttulatis, hyalinis.  
*Hab.* in foliis *Spirææ decumbentis* a *Covolo*, Aug. 1874.
224. *Septoria cornicola* (DC.) Kickx, Sacc. M. V. n. 314. *S. Corni* Niessl.  
*Obs.* Spermata cylindræa, curvula, 35–40  $\approx 2$ – $2\frac{1}{2}$ , obsolete 2–4-septata, hyalina.
225. *Septoria Corni maris* Sacc. Maculis amplis, irregularibus, sæpe marginalibus, fuscis, zona saturatiore cinctis; peritheciis punctiformibus, lenticularibus pertusis; spermatiis bacillaribus, curvulis 15–30  $\approx 1\frac{3}{4}$ –3, utrinque obtusis, initio pluriguttulatis, dein 3–4-septatis, hyalinis, in cirrhos albidos protrusis.  
*Hab.* in pag. sup. foliorum *Corni maris* a *Colfosco*, Sept. 1876.
226. *Septoria argyræa* Sacc. *Fungi novi Magnusiani* p. 127, n. 32.  
*Obs.* Spermata filiformia, recta v. tortuosa, utrinque obtusiuscula, 20–30  $\approx 2\frac{1}{2}$ –3, continua, hyalina, dein in cirrhos carneos protrusa.
227. *Septoria elæospora* Sacc. Maculis vagis arescendo

ochraceis v. brunneis margine saturatiore cinctis; peritheciis epiphyllis, sparsis, innato-prominulis, punctiformibus, lenticularibus, 100 micr. diam. pertusis, laxe cellulosis, ochraceo-fuliginosis; spermatis bacillari-fusoidis, rectis v. leniter curvulis,  $25 \approx 3$ , utrinque obtusiusculis, 3- (raro 4-) septatis e hyalino olivaceis.

*Hab.* in pag. super. foliorum Fraxini Orni a Selva, Sept. 1877.

*Obs.* A *Sept. Orni* Pass. et *S. Fraxini* Fr. rite diversa.

C. Species maculas nullas v. obsoletas efficientes.

228. *Septoria alnigena* Sacc. Maculis nullis; peritheciis punctiformibus hinc inde densiuscule congregatis, lenticularibus, atris; spermatis breve filiformibus, curvulis, utrinque acutiusculis,  $20 \approx \frac{3}{4}$ , continuis hyalinis.

*Hab.* in pag. sup. foliorum vigentium Alni glutinosæ a Vittorio. Oct. 1873.

*Obs.* A *Sept. alnicola* Cooke Hndb. p. 451 spermatis filiformibus nec oblongis distinguenda - *Sept. alnicola* in Thüm. M.U. n. 693 aptius ad *S. Alni* Sacc. pertinere videtur.

229. *Septoria?* *Celtidis* Sacc. Mycoth. Ven. n. 552 et Fungi Ven. Ser. V. 204.

*Obs.* Spermata cylindraceo-clavulata, curvula,  $40 \approx 3$ , 3-5-septata, guttulataque e hyalino fuscidula, parca.

230. *Septoria hyalospora* (M. & Ces.) Sacc. Fungi Ven. V. 204 et M.V. n. 551. *Cryptosporium hyalosporum* M. & Ces. in Syll. 273.

*Obs.* Spermata cylindracea, curvata  $30 \approx 3\frac{1}{2}$ , 1-septata, hyalina.

231. *Septoria Catalpæ* Sacc. Maculis nullis v. obsoletis; peritheciis punctiformibus, hinc inde maculiformiter dense congregatis, lenticularibus, 60-70 micr. diam., atris, pertusis; spermatis bacillaribus, 10-15  $\approx 1\frac{1}{2}$ , curvulis, utrinque obtusiusculis, continuis, eguttulatis, hyalinis.

*Hab.* in capsulis Catalpæ syringifoliæ a Conigliano, Apr. 1876. (SPEGAZZINI).

232. *Septoria Bumeliæ* Sacc. Maculis nullis v. obsoletis; peritheciis plerumque hypophyllis, hinc inde maculiformiter dense congregatis, globoso-lenticularibus, prominulis 70–100 micr. diam., pertusis; spermatiis fusoido-bacillaribus, 10–15  $\approx$  1 $\frac{1}{4}$ –2, rectis curvulisve, 2-nucleatis (simulate 1-septatis) hyalinis.

*Hab.* in foliis languidis *Bumeliæ lycioidis* in Horto Patavino, vere 1875.

*Obs.* Ad genus *Ascochyta* mutat.

233. *Septoria rhamnigena* Sacc. Maculis nullis; peritheciis hypophyllis, hinc inde dense gregariis, punctiformibus, prominulis, nigris; contextu parenchymatico fuligineo; spermatiis bacillaribus, 20–25  $\approx$  1 $\frac{1}{2}$ –2, utrinque rotundatis, curvulis, obsolete guttulatis, hyalinis.

*Hab.* in foliis *Rhamni cathartici a Conegliano*, Oct. 1876 (SPEGAZZINI).

*Obs.* A *Sept. Rhamni cathartici* Ces. longe diversa.

\*\* Herbicolæ.

A. Maculas albas v. griseas efficientes.

234. *Septoria Convolvuli* Dmz., Sacc. Mycol. Ven. 196. M.V. n. 315 et 1008.

*Obs.* In forma *C. arvensis* spermatia 35–50  $\approx$  1–1 $\frac{1}{2}$ , acicularia minutissime 5–6-guttulata, v. septulata hyalina; in forma *Calystegiæ* (*Sept. Calystegiæ* Sacc. Mycol. Ven. p. 196 et M.V. n. 315 non West.) spermatia 35–40  $\approx$  1–1 $\frac{1}{2}$ , continua, hyalina, utrinque obtusiuscula.

235. *Septoria Sii* Dmz., Sacc. Mycol. Ven. p. 196.

*Obs.* Duas formas observavi: *foliicolam* spermatiis filiformibus, curvulis, 30  $\approx$  1 $\frac{1}{2}$ , continuis, eguttulatis; et *caulicolam* peritheciis perfectioribus, spermatiis 40  $\approx$  2, 7–8-guttulatis. Species *Desmazierii* (Not. XXI p. 8) in *Sio latifolio*, potius congruit cum mea forma caulicola.

236. *Septoria Lamii* (Dmz. ut var. *S. heterochroæ*) Sacc. M.V. n. 544.

*Obs.* Maculæ tandem albicantes rufo-marginatæ;

spermatia filiformia tortuosa,  $50 \approx 1$ , distincte 3-5-septata, hyalina. A *S. heterochroa* Dmz. typica differt spermatiiis duplo triplove longioribus atque distincte septatis.

237. *Septoria Dulcamaræ* Dmz., Sacc. Mycol. Ven. p. 196 et M.V. Cent. XII.

*Obs.* Spermatia filiformia, curvula,  $50-60 \approx 1\frac{3}{4}$ . 3-4-septata, hyalina. Maculæ foliorum diu fuscae, tandem expallescent.

238. *Septoria Astragali* Dmz., Sacc. Mycol. Ven. 196 et M.V. n. 1005.

*Obs.* Spermatia filiformia, tortuosa, praelonga,  $120 \approx 3$ , 9-10-septata, hyalina. Affinis *Septoriae Cytisi* Dmz.

239. *Septoria Chelidonii* Dmz., Sacc. Mycol. Ven. n. 539 et Fungi Ven. Ser. V. 206.

*Obs.* Spermatia filiformi-bacillaria,  $20-30 \approx 1\frac{1}{2}$ , curvula, continua, hyalina.

240. *Septoria Hepaticæ* Dmz., Sacc. Mycol. Ven. 196 - (Lecta quoque a *Conegliano* a SPEGAZZINI).

*Obs.* Spermatia filiformia flexuosa, subcontinua,  $25-30 \approx \frac{3}{4}$ , guttulata, hyalina.

241. *Septoria scabiosicola* Dmz., Sacc. Mycol. Ven. 195 et M.V. n. 534-535.

*Obs.* Spermatia filiformia, rectiuscula,  $50 \approx \frac{3}{4}-1$ , parce et obsolete septata, hyalina.

242. *Septoria Tormentillæ* West., Sacc. Mycol. Ven. 197 et M.V. n. 549 p. p. (forma *Potentillæ reptantis*). *S. sparsa* Sacc. Myc. Ven. 195, an Fekl.

*Obs.* Spermatia filiformia, tenuissime flexuosa, continua, hyalina.

243. *Septoria Vincetoxici* (Schub.) Awd., Sacc. M.V. n. 541 et F. V. Ser. V. p. 206.

*Obs.* Spermatia filiformia, tortuosa,  $30-50 \approx 1-1\frac{1}{2}$ , continua, hyalina.

244. *Septoria Senecionis* West., Sacc. Mycol. Ven. p. 197, M.V. n. 318.

*Obs.* Spermatia filiformia, tortuosa,  $40 \approx 1\frac{1}{2}$ , obsolete 3-4-septata, hyalina.

245. *Septoria Asari* Sacc. Maculis epiphyllis e rotundo



angulosis arescendo dealbatis, nigro-cinctis; peritheciis parvis punctiformibus atris; spermatis cylindraceo-fusoides,  $14-1\frac{3}{4}$ , lenissime curvis, continuis v. 1-septatis, hyalinis.

*Hab.* in foliis *Asari europæi* in sylva *Montello*, Aug. 1873.

*Obs.* Spermata breviuscula; a genere ergo paululum desciscit.

246. *Septoria bellidicola* Rob. et Dmz. Not. XXI. p. 7.

*Hab.* in pagina superiore foliorum *Bellidis perennis* a *Conegliano*, Oct. 1876 (SPEGAZZINI).

*Obs.* Maculæ albæ rufo-marginatæ. Spermata filiformia, obsolete septulata,  $80-100 \times 2-2\frac{1}{2}$ , hyalina.

247. *Septoria Mellitidis* Sacc. & Sp. Maculis vagis arescendo dealbatis, fuligineo-cinctis; peritheciis epiphyllis, punctiformibus, subprominulis, pertusis; spermatis cylindraceo-bacillaribus, rectiusculis,  $20-30 \times 2$ , distincte 3-septatis, hyalinis.

*Hab.* in foliis *Mellitidis Melissophylli* a *Conegliano*, Oct. 1876 (SPEGAZZINI).

248. *Septoria Stellariæ* Rob. et Dmz. Not. XIV. p. 22.

*Hab.* in foliis languidis *Stellariæ mediæ* *Pavii*, Nov. 1876 (G. BIZZOZERO).

*Obs.* Spermata bacillaria curvula,  $50-60 \times 1$ , indistincte septulata, hyalina.

249. *Septoria Petroselini* Dmz., Kx Flandr. I. 424. Sacc. M.V. n. 543 et *Fungi Veneti* Ser. V. 206.

*Hab.* in foliis *Petroselini sativi* a *Selva, Padova*, etc. Aut. 1875-76.

*Obs.* Spermata filiformia, rectiuscula,  $40 \times 2$ , pluriguttulata, hyalina.

250. *Septoria Verbenæ* Rob. & Dmz. Ann. Sc. nat. 1847. VIII. 22, Sacc. M.V. n. 1004.

*Hab.* in foliis *Verbenæ officinalis* languidis a *Susigana* (Treviso), Sept. 1876 (SPEGAZZINI).

*Obs.* Spermata bacillaria, rectiuscula v. tortuosa,  $35-40 \times 1\frac{1}{2}$ , minute guttulata, hyalina.

251. *Septoria Globulariæ* Sacc. M.V. n. 1020. Maculis arescendo griseo-allicantibus, subcircularibus, epiphyllis;

peritheciis parvis, lenticularibus, 50-60 micr. diam., pertusis, dein subsuperficialibus; spermatis filiformibus, 20-24  $\approx \frac{3}{1}$ -1, rectis curvulisve, obsolete guttulatis, hyalinis.

*Hab.* in foliis Globulariæ vulgaris a *Congliano*, Aug. 1876 (SPEGAZZINI).

252. *Septoria Clematidis rectæ* Sacc. M.V. n. 321 et Fungi Ven. V. 205.

*Obs.* Spermata crassiuscule vermicularia, 38-40  $\approx$  3-3 $\frac{1}{2}$ , 3-septata, hyalina.

253. *Septoria Cucurbitacearum* Sacc. M.V. n. 317 et Fungi Ven. V. 205.

*Obs.* Spermata anguste vermicularia, tortuosa, 60-70  $\approx$  1, septulata, hyalina.

254. *Septoria Bidentis* Sacc. M.V. n. 311 et Fungi Veneti V. 205.

*Obs.* Spermata vermicularia 30-35  $\approx$  1-1 $\frac{1}{2}$ , indistincte septulata, hyalina. An huc spectet *Depazea Bidentis* Lasch in Kl. Herb. M. n. 871, ignoro.

255. *Septoria Polygonorum* Dmz., Sacc. M.V. n. 310 et 542 et Fungi Veneti Ser. V. 205. (Lecta forma simillima in *Polygono Bistorta* in Horto Patavino).

*Obs.* Spermata filiformia 25  $\approx$  1, leniter flexuosa, 4-5-guttulata, hyalina.

256. *Septoria Eupatorii* Rob. & Dmz., Sacc. M.V. n. 553 et Fungi Ven. V. 205.

*Obs.* Spermata filiformia, 25-35  $\approx$  1 $\frac{1}{2}$ , obsolete guttulata, hyalina.

257. *Septoria Violæ* West., Kx Flandr. I. 434, Sacc. Myc. Ven. 196.

*Obs.* Spermata filiformia recta v. flexuosa, obsolete guttulata, hyalina.

258. *Septoria Chenopodii* West. Fl. Bat. 103, Sacc. Myc. Ven. p. 196.

*Obs.* Spermata cylindrica recta v. curvula utrinque obtusa, 6-10-guttulata, hyalina.

259. *Septoria Sonchi* Sacc. Maculis oblongis viridi-griseis, obsoletis, cladogenis, rarius hypo- et epiphyllis; peritheciis remotiuscule gregariis, lenticularibus innato-pro-

minulis, 110 micr. diam., late pertusis; contextu laxiuscule cellulari, subochraceo; spermatis cylindraneo-bacillaribus, saepe flexuosis, utrinque obtusiusculis,  $20-24 \approx 1\frac{1}{2}-2$ , minute pluriguttulatis, hyalinis.

*Hab.* in caulibus folisque nondum emortuis *Sonchi oleracei a Conegliano*, Aug. (SPEGAZZINI).

*Obs.* A *Septoria nebulosa* var. *minore* Dmz. XXI. Not. p. 6 differt praecipue peritheciis majoribus, remotioribus, melleis nec nigris.

260. *Septoria Phlocis* Sacc. & Sp. Maculis subcircularibus minutis albis, late fuligineo-rufo-marginatis; peritheciis sparsis paucis, punctiformibus, lenticularibus, 150-200 micr. diam., pertusis, laxe ochraceo-parenchymaticis; spermatis, lacillaribus, flexuosis, 40-60  $\approx 1-2$ , tenuiter 1-3-septatis, hyalinis.

*Hab.* in foliis *Phlocis paniculatæ a Conegliano*, Oct. 1877 (SPEGAZZINI).

261. *Septoria Teucris* Sacc. Maculis subcircularibus, parvis, arescendo candidantibus, fusco marginatis; peritheciis epiphyllis, lenticularibus, punctiformibus, 90 micr. diam., pertusis; spermatis bacillaribus, curvulis, utrinque obtusiusculis, 35  $\approx 2$ , obsolete pluriguttulatis, hyalinis.

*Hab.* in foliis *Teucris Chamædryos a Conegliano*, aest. 1876 (SPEGAZZINI).

262. *Septoria Lapparum* Sacc. Maculis epiphyllis e circulari angulosis, minutis, initio fuligineis, tandem candidantibus; peritheciis sparsis, lenticularibus, 80-100 micr. diam., punctiformibus, pertusis; spermatis bacillaribus, curvatis, 25  $\approx 1-1\frac{1}{4}$ , continuis, hyalinis.

*Hab.* in foliis *Lappæ minoris a Selva*, Sept. 1875.

263. *Septoria Phyteumatis* Siegm. in Rabh. F. E. n. 1350 (non vidi).

*Hab.* in foliis *Phyteumatum in Cadore*, aestate 1874 (S. VENZO).

*Obs.* Maculae versiformes, arescendo expallentes, fusco-marginatae. Perithecia sparsa punctiformia. Spermata filiformia, rectiuscula v. flexuosa, 15-20  $\approx \frac{3}{1}$ , continua, hyalina.

264. *Septoria ægopodina* Sacc. Maculis epiphyllis, minutissimis, angulosis arescendo dealbatis, rufo-marginatis; peritheciis sparsis punctiformibus, lenticularibus, 70 micr. diam., pertusis; spermatis filiformibus, exilibus,  $25 \approx 1\frac{1}{4}$ , leniter curvis, minute pluri-guttulatis, hyalinis.

*Hab.* in foliis *Ægopodii Podagrariæ* in sylvâ *Montello*, Sept. 1875-77.

*Obs.* Cum *Septoria Podagrariæ* Lasch (= *S. Ægopodii* Dmz.) nec non cum ejus varietate  $\beta$  *Rabenhorstii* Kx. Flandr. I. 427 hæc species nil commune habet.

B. Species maculas ochraceas, fuscas v. rufas efficientes.

265. *Septoria Capparidis* Sacc. Maculis amphigenis e circulari angulosis arescendo pallide ochraceis, quandoque elevatis; peritheciis gregariis punctiformibus, atris, globoso-lenticularibus 40-50 micr. diam. poro obsoleto; spermatis filiformi-bacillaribus, 15-20  $\approx 1-1\frac{1}{2}$ , fasciculatis, rectis, curvulis v. tortuosis, sæpe minute guttulatis, hyalinis.

*Hab.* in foliis *Capparidis rupestris* una cum *Cystopo Capparidis*, a *Montorio* (Verona), Oct. 1876 (A. GOIRAN).

266. *Septoria Gratiolæ* Sacc. & Sp. Maculis versiformibus, arescendo fulventibus, margine concolori; peritheciis epiphyllis punctiformibus, lenticularibus, promi-nulis, 80-100 micr. diam., pertusis; contextu parenchymatico-sinuoso, circa ostiolum densiore; spermatis bacillaribus, curvulis, 20-22  $\approx 1$ , obsolete guttulatis, hyalinis.

*Hab.* in foliis *Gratiolæ officinalis* a *Conegliano*, Oct. 1877 (SPEGAZZINI).

267. *Septoria Epilobii* West., Cooke Hndb. p. 448. Sacc. Myc. Ven. pag. 195.

*Obs.* Spermata filiformia, curvula, 50  $\approx 1\frac{1}{2}$ , parce obsoleteque septata, hyalina.

268. *Septoria sepium* Dmz. XXI Not. (1853) pag. 4.



*Hab.* in foliis *Convolvuli arvensis* a Padova, Junio 1876.

*Obs.* I. Maculae parvae subrotundae, brunneae, leniter elevatae, stroma quodam fere simulantes; spermata cylindracea curvula, 30-35  $\approx$  4, utrinque rotundata, 3-5-septata, pluriguttulata, hyalina.

*Obs.* II. Verisimillime huc quoque spectat *Septoria Calystegiae* West (1851) seu *Polystigma Calystegiae* Kx, quod est *Polystigma pertusarioides* Dmz. — *Septoria Calystegiae* Sacc. M.V. n. 315, ut jam monui, ad *Sept. Convolvuli* Dmz. pertinet.

269. *Septoria Œnotheræ* (Lasch) West., Sacc. M. V. n. 309 — *Depazea Œnotheræ* Lasch, Sacc. Mycol. Ven. pag. 192.

*Obs.* Spermata filiformia, curvula, 40  $\approx$  1½, minute pluriguttulata, hyalina.

270. *Septoria Lysimachiae* West., Cooke Hndb. p. 450. Myc. Ven. p. 197.

*Obs.* Spermata filiformia, lenissime curvula, 50  $\approx$  1½, 4-6-septata hyalina.

271. *Septoria Ebuli* Rob. et Dmz. Sacc. M. V. n. 1013. *Ascochyta Ebuli* Fekl., Sacc. Mycol. Ven. p. 194.

*Obs.* Spermata filiformia, lenissime curvula, 35-40  $\approx$  1¼-1½, obsolete guttulata, hyalina.

272. *Septoria Clematidis* Rob. et Dmz., Sacc. Mycol. Ven. 196., M. V. n. 1011.

*Obs.* Maculae griseo-fuscae; spermata bacillaria, 70-80  $\approx$  4, utrinque obtusiuscula, quandoque subclavulata, leniter curva, 4-6-septata, hyalina. — *Sept. Clematidis* Cooke F. B. n. 33 est potius *Phyllosticta*.

273. *Septoria Virgaureæ* Dmz., Sacc. M. V. n. 1006 et Fungi Ven. Ser. V. 207. *Ascochyta Virgaureæ* Lib.

*Obs.* Spermata filiformia, curvula, utrinque obtusiuscula, 80  $\approx$  1½, obsolete guttulata, continua, hyalina.

274. *Septoria Saponariæ* (DC.) Savi & Becc. Erb. cr. ital. n. 882. Sacc. M. V. n. 223 et Fungi Ven. Ser. V. 205. *Septoria Dianthi*  $\beta$  *Saponariæ* Dmz., *Spilosphaeria* Rabh., *Depazea Saponariæ* DC.

*Obs.* Spermata cylindræa, curvula,  $40 \approx 3\frac{1}{2}$ , utrinque obtusa, 4-5-nucleata, hyalina.

275. **Septoria Dianthi** Desm., Kx. Flandr. I. 422.

*Hab.* in foliis Dianthi barbati in sylva *Montello*, Sept. 1877.

*Obs.* Spermata bacillaria, flexuosa, 35-45  $\approx$  4, utrinque obtusa, hyalina.

276. **Septoria Lychnidis** (Lasch) Dmz., Kl. Herb. Myc. 1863, Sacc. Myc. Ven. p. 196.

*Obs.* Perithecia globoso-lenticularia, late pertusa; spermata cylindrico-bacillaria, utrinque obtusiuscula, 40-60  $\approx$   $2\frac{1}{2}$ -3, curvula, 5-6-septata, hyalina.

277 **Septoria Gei** Rob. & Dmz., Sacc. Fungi Ven. Ser. V. 207.

*Obs.* Spermata filiformia utrinque acuta, 30  $\approx$   $1\frac{1}{2}$ , continua, hyalina; maculæ subcirculares, ochracæ, fusco-marginatæ.

278. **Septoria orobina** Sacc. Maculis irregularibus are-scendo subochraceis, atrocinctis; peritheciis remotis, punctiformibus, lenticularibus poro pertusis; spermatis filiformibus, flexuosis, 30  $\approx$   $\frac{3}{4}$ , eguttulatis, hyalinis.

\* **S. orobicola** Maculis et peritheciis similibus; spermatis bacillaribus, 60-70  $\approx$  2-3, rectiusculis, utrinque obtusis, obsolete septulatis, hyalinis.

*Hab.* in foliis Orobi verni in sylva *Montello*, Sept. 1874 — Subspecies *a Conegliano*, Majo 1876 (SPEGAZZINI).

*Obs.* *Septoria Orobi* Pass. in Rabh. F. E. n. 2256 (Aprili 1877) ad *Ascochyta Orobi* Sacc. M.V. n. 987 (Ian. 1877) pertinet.

279. **Septoria Armoraciæ** Sacc. Maculis irregularibus, are-scendo ochraceis; peritheciis punctiformibus, in centro maculæ aggregatis, diam. 60 micr., poro pertusis; spermatis bacillaribus, curvulis, 15-20  $\approx$   $2-2\frac{1}{2}$ , utrinque obtusiusculis, 1-3-septatis, minuteque guttulatis, hyalinis.

*Hab.* in foliis *Armoraciæ rusticanae a Selva*, Sept. 1874.

*Obs.* *Ascochyta Armoraciæ* Fekl. Symb. 289 huc

forte spectat, sed illi spermata indescrpta. Quo pertineat *Depazea vagans* f. *Armoraciae* Rbh. Myc. 867 ignoro. *Ascochyta Armoraciae* Cooke F. B. n. 32 est vera *Phyllosticta*.

280. *Septoria Pastinacæ* West., Sacc. Fungi Ven. Ser. V. 207. *v. Mich. 2. p. 102*

*Obs.* Perithecia lenticularia 40 micr. diam., poro latiusculo pertusa; spermata bacillaria curvula,  $20 \approx \frac{3}{4}$ , continua, hyalina.

281. *Septoria Humuli* West., Kx. Flandr. I. 433, Sacc. M. V. n. 1001.

*Hab.* in foliis Humuli Lupuli a *Conegliano*, Iunio 1876 (SPEGAZZINI).

*Obs.* Perithecia lentiformia 50-60 micr. diam.; spermata filiformia, leniter flexuosa 25-35  $\approx 1$ , utrinque obtusiuscula, eguttulata, hyalina.

282. *Septoria Urticæ* Dmz., Kx. Flandr. I. 426, Sacc. M. V. n. 1002.

*Hab.* in foliis Urticæ urentis a *Conegliano*, Iunio 1876 (SPEGAZZINI).

*Obs.* Spermata filiformia, curvula, 50  $\approx 2$ , obsolete guttulata, hyalina.

283. *Septoria Cirsii* Niessl Mähr. Crypt. 36, Sacc. M. V. n. 1014.

*Hab.* in foliis Cirsii arvensis languidis Patavii, Majo 1876 et a *Selva*, Aug. 1876.

*Obs.* Maculæ subcirculares, griseo-fuscae, nitidulae; spermata filiformi-clavulata, 40  $\approx 1\frac{1}{2}$ -2, pluriguttulata, hyalina.

284. *Septoria Pulmonariæ* Sacc. Maculis subcircularibus, atro-fuscis, quandoque concentricè subplicatis; peritheciis (spuriis?) punctiformibus, late pertusis, sparsis; spermatis cylindraccis, vehementer curvatis, 30-32  $\approx 2$ , utrinque obtusiusculis, pluriguttulatis, hyalinis.

*Hab.* in pag. superiore foliorum Pulmonariæ officinalis in sylva *Montello*, Aug. 1876.

285. *Septoria Geranii* Rob. et Dmz., Sacc. Fungi Ven. Ser. V. 205.

*Hab.* in foliis Geranii Robertiani in Euga-

neis et Geranii mollis a Conegliano, Martio et Sept. 1876.

*Obs.* Spermata filiformia, 35–40  $\times$  1, indistincte septulata, hyalina.

286. *Septoria compta* Sacc. Fungi Ital. tab. 89, Michelia I. 93.

*Hab.* in foliis Trifolii alpestris in sylva Montello, Oct. 1876.

*Obs.* Spermata cylindracea, curvula, 20–25  $\times$  5, utrinque obtusiuscula, 3–5-septata, ad septa constricta, hyalina denique in cirrhum albidum protrusa. Perithecia globulosa, immersa, ferruginea, late pertusa.

287. *Septoria Fragariæ* Dmz., Sacc. M. V. n. 548 p. p. et Fungi Ven. Ser. V. 206.

*Obs.* Spermata cylindracea, utrinque obtusa, 3-septata, hyalina.

288. *Septoria Cheiranthi* Rob. & Dmz. XIV. Not. 20, Sacc. Myc. Ven. p. 195.

*Obs.* Spermata filiformia, curvula, 25  $\times$  1, 6–8-guttulata, hyalina.

289. *Septoria Ranunculacearum* Lév., Sacc. Myc. Ven. p. 197.

*Obs.* Spermata filiformia, recta, v. curvula, utrinque acuta, 50–70  $\times$  1½, pluriguttulata, hyalina.

290. *Septoria Cyclaminis* Dur. & Mtgn. Syll. 279.

*Hab.* in foliis Cyclaminis europæi a Susigana, Montello, æst. 1877.

*Obs.* Spermata filiformia, recta v. curvula, 25–30  $\times$  1, obsolete septata, hyalina.

291. *Septoria Anemones* Dmz., Kx. Flandr. I. 426, Sacc. M. V. n. 1007.

*Hab.* in foliis Anemones trifoliæ a Conegliano, Majo 1876 (SPEGAZZINI).

*Obs.* Spermata filiformia recta v. curvula, obsolete guttulata, 20–22  $\times$  1–1¼, hyalina.

292. *Septoria anaxæa* Sacc. Maculis vagis epiphyllis ex ochraceo fuligineis, quandoque flavo-cinctis; peritheciis punctiformibus, globoso-lenticularibus, 80–90 micr. diam., pertusis; spermatis bacillaribus, curvulis, utrinque ob-



tusiusculis, 50–70  $\approx$  3 $\frac{1}{2}$ , minute pluriguttulatis, v. obsolete septatis, hyalinis.

*Hab.* in pag. sup. foliorum Senecionis præalti in sylva *Montello*, ad flumen Plavim, Sept. 1876.

293. *Septoria Fuckelii* Sacc. M. V. n. 1009, *Sept. Tus-silaginis* Fckl. Symb. myc. App. II, 83, non West. nec Thüm. Fungi Austr. n. 1187.

*Hab.* in pagina superiore foliorum Tussilaginis Farfaræ in sylva *Montello*; Oct. 1876.

*Obs.* Maculæ fuliginæ, inæqualiter sanguineo-marginatæ; perithecia globoso-lenticularia, majuscula, pertusa; spermata cylindraceo-clavulata, utrinque obtusa, 40–55  $\approx$  6–7, curvula, 4–5-septata, leniter constricta, obsolete guttulata, chlorino-hyalina.

294. *Septoria Inulæ* Sacc. & Sp. Maculis variis ascendendo brunneo-rufescentibus; peritheciis centralibus punctiformibus 100–120 micr. diam., lenticularibus pertusis, laxiuscule fuligineo-contextis, spermatis bacillaribus, 30–50  $\approx$  3–4, subflexuosis, utrinque rotundatis, obsolete 1-septatis, hyalinis.

*Hab.* in foliis Inulæ salicinæ a *Conegliano*, Oct. 1877 (SPEGAZZINI).

295. *Septoria Cymbalariæ* Sacc. & Sp. Maculis sub-circularibus fuscescentibus; peritheciis gregariis punctiformibus lenticularibus, late pertusis, contextu parenchymatico fuligineo solidiusculo; spermatis filiformibus subflexuosis, 20–35  $\approx$  2 $\frac{1}{2}$ –3, utrinque obtusiusculis, pluriguttulatis, obsolete septulatis, hyalinis,

*Hab.* in foliis Linariæ Cymbalariæ a *Conegliano*, Oct. 1877 (SPEGAZZINI).

296. *Septoria Atriplicis* (Dmz.) Sacc. – *Phyllosticta Atriplicis* Dmz., Cooke F. B. II. n. 41 Maculis sordide ochraceis; peritheciis sparsis amphigenis, globoso-lenticularibus, 110 micr. diam., pertusis, spermatis cylindraceis v. subfusoides, 25–30  $\approx$  4 $\frac{1}{2}$ –5, utrinque obtusiusculis, rectis v. leniter curvulis, 2–5-truncato-nucleatis, v. spurie 1–3-septatis, hyalinis.

*Hab.* in foliis Chenopodii speciei Lipsiæ (G. WINTER in herb. MAGNAGUTI).

297. *Septoria Leucanthemi* Sacc, & Sp. Maculis sub-circularibus, sinuosisque, fuscescenti-ochraceis, denique areola centrali alba; peritheciis sparsis, punctiformibus, lenticularibus 200–300 micr. diam., latiuscule pertusis, contextu laxiuscule parenchymatico pallide fuligineo; spermatis filiformibus, curvulis flexuosisve, 100–130  $\times$  4–5, crassiuscule pluriguttulatis, obsolete septatis, hyalinis.

*Hab.* in foliis *Chrysanthemi Leucanthemi a Conegliano*, Oct. 1877 (SPEGAZZINI).

298. *Septoria fulvescens* Sacc. Maculis amphigenis versiformibus, confluentibus, fulvo-melleis, margine sinuoso concolori; peritheciis amphigenis, globuloso-prominulis, punctiformibus, ochraceis; spermatis bacillaribus, 50–60  $\times$  3, dense fasciculatis, utrinque obtusiusculis, leniter curvatis, 3–5-septulatis, hyalinis.

*Hab.* in foliis *Lathyri sylvestris* in sylvia *Montello*, Aug. 1873, species prædistincta et, ut videtur, rarissima.

C. Species maculas nullas v. obsoletas efficientes.

299. *Septoria succisicola* Sacc. Maculis indeterminatis obsoletis; peritheciis sparsis epiphyllis, punctiformibus, atris; spermatis filiformibus, 20  $\times$   $\frac{1}{2}$ , minute 5–6-guttulatis, hyalinis.

*Hab.* in pag. sup. foliorum nondum emortuorum *Succisæ pratensis* in sylvia *Montello*, Aug. 1873.

*Obs.* A *Sept. scabiosicola* f. *Succisæ* Sacc. M. V. n. 535 toto cælo diversa.

300. *Septoria Aristolochiæ* Sacc. Maculis nullis; peritheciis hypophyllis, gregariis, punctiformibus, lenticularibus, 40 micr. diam., anguste pertusis; spermatis bacillari-clavulatis, curvulis, 15–20  $\times$   $1\frac{3}{4}$ –2, eguttulatis, hyalinis.

*Hab.* in pag. inferiore foliorum *Aristolochiæ Clematitis a Conegliano*, Oct. 1876 (SPEGAZZINI).

301. *Septoria dianthicola* Sacc. Maculis nullis; peritheciis hinc inde dense congregatis, punctiformibus, atris;

spermatiis bacillaribus, curvulis, 15-20  $\times$  1, continuis eguttulatis, hyalinis.

*Hab.* in foliis Dianthi barbati in sylva Montello, Sept. 1873.

*Obs.* Cum *Sept. Dianthi* Dmz. nil commune habet.

302. **Septoria Heraclei** Dmz., Sacc. M. V. n. 643 (ad *Phyllachoram*).

*Obs.* Spermata cylindracea, curvata, 50  $\times$  4, utrinque obtusa, 5-nucleata v. 4-septata, hyalina.

303. **Septoria Podagrariæ** Lasch., Sacc. Myc. Ven. p. 145 (ad *Phyllachoram*), *S. Egopodii* Dmz., Kx.

*Obs.* Spermata cylindracea, 70-80  $\times$  2 $\frac{3}{4}$ -3 $\frac{1}{2}$ , curvula, 6-7-nucleata, hyalina.

304. **Septoria Dictamni** Fekl. Symb. Myc. 389, Sacc. M. V. n. 1011.

*Hab.* in foliis Dictamni albi a Galzignano, (Padova), Iunio 1876 (BIZZOZERO).

*Obs.* Spermata bacillaria, utrinque obtusiuscula, 90  $\times$  3 $\frac{1}{2}$ -4, leniter curvula, 4-septata, hyalina.

305. **Septoria Xanthii** Dmz., Sacc. M. V. n. 547.

*Obs.* Spermata filiformi-bacillaria, 40  $\times$  2, curvula, guttulata, hyalina.

306. **Septoria Arabidis** Sacc. Maculis nullis; peritheciis in foliis arescendo subochraceis sparsis, gregariisque punctiformibus, prominulis ostiolo latiuscule pertusis; spermatiis filiformibus, curvulis v. flexuosis, 35-40  $\times$  2, obsolete septatis, continuis, utrinque acutiusculis, hyalinis, denique in cirrhum protrusis.

*Hab.* in foliis Arabidis ciliatæ in alpibus del Cadore, (Belluno) æstate 1874 (S. VENZO).

307. **Septoria Chloræ** Sacc. & Sp. Maculis obsoletis v. vage albescentibus; peritheciis gregariis, punctiformibus, globulosis, prominulis, subastomis, contextu densiuscule parenchymatico nigricante; spermatiis filiformibus flexuosis, 35-40  $\times$  1, 4-6-septulatis, hyalinis.

*Hab.* in foliis caulibusque Chloræ perfoliatæ a Conegliano, Oct. 1877 (SPEGAZZINI).

308. **Septoria caulicola** Sacc. Maculis albicantibus v. obsoletis; peritheciis sparsis, minutis e globoso lentifor-



mibus, epidermide tandem leniter rupta velatis, atris, latiuscule pertusis; spermatis bacillari-fusoideis, sursum clavulatis, falcatis,  $40 \approx 2\frac{1}{2}$ , hyalinis, sterigmatibus brevibus, crassiusculis fultis.

*Hab.* in caulibus languidis *Scabiosæ* graminifoliæ ad Arco (Trentino), Sept. 1874.

*Obs.* Hæc, nec non *S. pleosporoides*, *S. phomatoides*, *S. pithyophila*, *S. imperialis* ob perithecia perfectiora a cæteris desciscunt.

308.<sup>bis</sup> *Septoria pleosporoides* Sacc. Fungi Magn. n. 33.

309. *Septoria asclepiadea* Sacc. Maculis nullis v. obsolete; peritheciis amphigenis dense gregariis, globosolenticularibus, prominulis, punctiformibus, atris; spermatis bacillari-fusoideis,  $18-20 \approx 2\frac{1}{2}-3$ , curvulis, utrinque obtuse attenuatis, obsolete 1-septatis, non constrictis, hyalinis.

*Hab.* in foliis *Cynanchi Vincetoxici* et *Marsdeniæ erectæ* in Horto Patavino, Nov. 1877.

*Obs.* A *Sept. Vincetoxici* toto cælo diversa.

310. *Septoria Tunicæ* Sacc. Maculis nullis; peritheciis gregariis, lenticulari-prominulis, punctiformibus, 60-70 micr. diam., pertusis; spermatis bacillaribus,  $15-18 \approx 1\frac{1}{2}-1\frac{3}{4}$ , curvulis, teniter 1-3-septatis, hyalinis.

*Hab.* in caulibus languidis *Tunicæ Saxifragæ* Patavii, Martio 1873.

311. *Septoria Nebula* Sacc. Maculis nullis v. obsolete cinerascentibus, indeterminatis; peritheciis late densiuscule gregariis, punctiformibus lenticularibus, 50-60 micr. diam., pertusis, atris; spermatis bacillaribus, curvulis,  $15 \approx 1$ , obsolete 1-septatis, hyalinis.

*Hab.* in caulibus *Heraclei Sphondylii* a *Vittorio*, Oct. 1873, socia *Hendersonia Heraclei* Sacc., mox describenda.

*Obs.* A *Septoria nebulosa* Dmz. X. Notic. p. 7 probe diversa.

312. *Septoria Vitalbæ* Sacc. Maculis oblongis, obsolete dealbatis, indeterminatis; peritheciis gregariis, punctiformibus, diam. 70-80 micr., lenticularibus, pertusis; spermatis bacillari-fusoideis,  $12-15 \approx 3$ , rectis curvu-



lisve, 2-nucleatis, simulateque 1-septatis, non v. vix constrictis hyalinis.

*Hab.* in caulibus adhuc vivis Clematidis Vitalbæ a Selva, Apr. 1874,

313. **Septoria nigrella** Sacc. Maculis obsoletis; peritheciis hinc inde dense aggregatis areolasque atras elongatas efficientibus, punctiformibus, lenticularibus, 60-80 micr. diam., pertusis; spermatis bacillaribus, curvulis,  $12-15 \approx 1\frac{1}{4}$ , utrinque obtusiusculis, continuis, eguttulatis, hyalinis.

*Hab.* in caulibus Lychnidis dioicæ Patavii, Apr. 1873.

++ Species in plantis monocotyledoneis et acotyledoneis parasiticæ.

314. **Septoria Tritici** Dmz. IX. Not. (1842) pag. 17. *S. Graminum* Dmz. Sacc. M. V. p. 197 p. p.

*Hab.* in foliis graminum (Brachypodii v. Festucæ) in sylva Montello, Aut. 1874-77.

*Obs.* Maculæ sublineares, longitudinales, albidæ, atropurpureo-marginatæ; spermata cylindræo-fusoidea,  $60 \approx 5$ , curvula, 3-5-septata, hyalina. — Ab hac *Sept. Tritici* B. & C. (Grev. n. 25 p. 10) certe distinguenda.

315. **Septoria affinis** Sacc. Maculis linearibus, longitudinalibus, arescendo dealbatis, rufo-cinctis; peritheciis lenticularibus, punctiformibus, 200 micr. diam., latiuscule pertusis, nigricantibus; spermatis bacillaribus, subflexuosis,  $25-30 \approx 2-2\frac{1}{2}$ , utrinque obtusiusculis, 4-5-septatis, non constrictis, e hyalino dilutissime chlorinis.

*Hab.* in foliis Brachypodii pinnati in sylva Montello, Aug. 1877.

316. **Septoria Bromi** Sacc. Maculis obsoletis expallentibus, elongatis; peritheciis copiosis globoso-lenticularibus, pertusis; spermatis filiformi-clavulatis, hinc acutis, illinc obtusis,  $50-60 \approx 2$ , leniter curvis minute pluriguttulatis, hyalinis.

*Hab.* in foliis Bromi mollis a Conegliano, Majo 1876 (SPEGAZZINI).

317. *Septoria Grylli* Sacc. Maculis obsoletis, expallentibus; peritheciis inordinate sparsis, globoso-lenticularibus, punctiformibus, atris; spermatiis filiformibus, longissimis, 75–85  $\approx$  1, utrinque obtusiusculis, eguttulatis, hyalinis.

*Hab.* in foliis *Andropogonis Grylli a Padova*, Iunio 1876.

318. *Septoria Phragmitis* Sacc. Maculis subovatis, are-scendo dealbatis, fusco-marginatis; peritheciis punctiformibus, lenticularibus, atris; spermatiis cylindraceis, utrinque attenuatis, 20–30  $\approx$  1½–2, curvulis, minute guttulatatis, hyalinis.

*Hab.* in foliis *Phragmitis communis a Vidòr*, (Treviso) Aug. 1874.

*Obs.* A *Septoria* (Ascospora) *Arundinis* Mtgn. Syll. 275 longe diversa.

319. *Septoria arundinacea* Sacc. Maculis oblongis, amphigenis, sordide ochraceis, fusco-cinctis; peritheciis gregariis, innatis, e globoso lenticularibus, 1/7 mill. diam., nucleo albo, contextu exquisite laxe celluloso, fuligineo; spermatiis bacillaribus, 60–70  $\approx$  5–6, curvulis, utrinque vix attenuatis, rotundatis, 6–7-septatis, non v. lenissime constrictis, prope septa guttulas minutas foveantibus, e hyalino dilute olivaceis.

*Hab.* in foliis *Phragmitis communis Patavii*, Iun. 1877,

*Obs.* Species pulchra, a *Sept. Phragmitis* Sacc., *S. Tritici* Dmz., *Cryptosporio Arundinis* Mtgn. nec non ab *Hendersoniis* variis crostophilis probe distinguenda.

320. *Septoria donacina* Sacc. Maculis nullis v. obsolete expallentibus; peritheciis sparsis, innato-erumpentibus e globoso depressis, 1/4 mill. diam., ostiolo exiguo, contextu minute parenchymatico; spermatiis dense fasciculatis, filiformibus, 65–80  $\approx$  1½, vehementer curvatis, utrinque obtusiusculis, obsolete 6–10-guttulato-septulatis, hyalinis.

*Hab.* in culmis, præsertim in eorum interiore pariete, *Arundinis Donacis*, socia *Apiospora Striola*, in alveo Plavis, a *Susegana*, Apr. 1874.

321. *Septoria hydrophila* Sacc. & Sp. Maculis nullis;

peritheciis cladogenis, sparsis, punctiformibus, 120–150 micr. diam, lenticularibus, pertusis, contextu laxiuscule parenchymatico, fuligineo; spermatis bacillaribus utrinque attenuatis,  $90 \approx 3$ , curvatis, pluriguttulatis hyalinis, basidiis filiformibus brevibus suffultis.

*Hab.* in caulibus *Alismatis Plantaginis* a *Conegliano*, Martio 1877 (SPEGAZZINI).

322. *Septoria caricicola* Sacc. Maculis subcircularibus, variis arescendo dealbatis latiuscule brunneo-marginatis; peritheciis punctiformibus, atris; spermatis cylindratis, utrinque obtusis,  $50 \approx 4$ , leniter curvis, 7–8-septulatis, minuteque guttulatis e hyalino dilute flavidulis.

*Hab.* in foliis *Caricis ripariæ* Patavii, Majo 1874.

*Obs.* Paululum ad *Hendersoniam* vergit.

323. *Septoria Scirpi* Sacc. Maculis indeterminatis expallentibus; peritheciis gregariis punctiformibus, atris; spermatis bacillaribus  $38-40 \approx 3-3\frac{1}{2}$ , utrinque obtusiusculis, curvulis, 3-septatis, hyalinis.

*Hab.* in calamis *Scirpi lacustris* ad Benacum, Sept. 1875, socia *Spharella Scirpi lacustris* Awd., cujus forte spermogonium.

324. *Septoria Holoschæni* Mtgn. Syll. 275 (sub *Ascospora*).

*Hab.* in calamis *Scirpi Holoschæni* in alveo Plavis a *Narvesa*. Aut. 1874.

*Obs.* Maculæ obsoletæ; perithecia globulosa, minutissima, innato-erumpentia; spermata cylindratico-fusoidea  $50 \approx 4$ , utrinque acuta, 5–7-septata, non constricta, curvula, dilutissime olivacea — Paululum ad *Hendersoniam* vergit. An status spermogonicus *Leptosphaerie Micropogonis* Sacc.?

325. *Septoria alismatella* Sacc. Maculis nullis v. indeterminatis; peritheciis caulogenis e globoso depressis, subcutaneis, diam. 70 micr., pertusis; spermatis bacillaribus, rectiusculis,  $15 \approx 1$ , utrinque acutatis, eguttulatis, hyalinis.

*Hab.* in caule *Alismatis Plantaginis* in sylva *Montello*, Aug. 1873.

*Obs.* A *Septoria Alismatis* Oud. (quæ = *S. Alismatis* Thm.) prorsus aliena.

326. **Septoria Orchidearum** West. f. *Orchidis Morionis*.

*Hab.* in vaginis foliorum *Orchidis Morionis a Selva*, Sept. 1873.

*Obs.* Maculæ obsolete expallentes; spermatia bacillaria utrinque acuta,  $18 \approx 1$ , rectiuscula, guttulata, hyalina.

327. **Septoria Epipactidis** Sacc. Maculis oblongis, arescendo albicantibus; peritheciis lenticularibus, atris, pertusis; spermatiis cylindraceo-bacillaribus,  $28-30 \approx 2$ , utrinque obtuse attenuatis, curvatis, 4-6-guttulatis, hyalinis.

*Hab.* in foliis *Epipactidum in Cadore*, æst. 1874 (S. VENZO).

328. **Septoria brunneola** (Fr.) Niessl Mähr. Crypt. p. 35.

*Hab.* in foliis *Convallariæ majalis a Selva, Narvesa*, Aut. 1876.

*Obs.* Spermatia filiformia,  $75-100 \approx 2$ , continua, hyalina.

329. **Septoria Erythronii** Sacc. & Sp. Maculis subcircularibus sinuosisque, albicantibus; peritheciis gregariis, punctiformibus, lenticularibus, prominulis, 80-100 micr. diam., subastomis; contextu minute parenchymatico subochraceo; spermatiis filiformibus, subtortuosis,  $45-50 \approx 4$ , utrinque acutiusculis, pluriguttulatis obsoleteque septulatis, hyalinis.

*Hab.* in foliis *Erythronii Dentis canis a Conegliano*, Oct. 1877. (SPEGAZZINI).

330. **Septoria Scolopendrii** Sacc. Maculis indeterminatis arescendo ochraceo-rufescentibus obsoleteque; peritheciis hinc inde aggregatis, punctiformibus, lenticularibus, 50-80 micr. diam., anguste pertusis; contextu denso, atro-olivaceo; spermatiis filiformibus, rectis curvulisve,  $24-28 \approx 1\frac{1}{2}-2$ , utrinque obtusiusculis, guttulatis, hyalinis.

*Hab.* in fronde *Scolopendrii officinarum, a Selva*, Apr. 1874, et *a Conegliano*, Apr. 1877 (SPEGAZZINI).



## + + + Species zoophila.

331. *Septoria pterophila* Sacc. Fungi ital. tab. 90, Michelia I. 93.

*Obs.* Spermatia cylindraceo-vermicularia, utrinque obtusiuscula, 44-50  $\approx$   $3\frac{1}{2}$ -4, 6-7-septata, non constricta e hyalino chlorino-olivacea.

## REPERTORIUM

*specierum generis Phyllostictæ, Ascochytæ et Septoriæ secundum matrices.*

*Obs.* P. indicat Phyllostictam, A. Ascochytam, S. Septoriam.

Numeri progressionem specierum signant.

- |                                  |   |                                    |
|----------------------------------|---|------------------------------------|
| Abies — S. 205.                  | } | Brachypodium — S. 314. 315.        |
| Acer — P. 13. 65.                |   | Bromus — S. 316.                   |
| Æsculus — P. 1. — S. 210.        | } | Buxus — P. 19. — A. 136. 171.      |
| Ægopodium S. 264. 303.           |   | Bumelia — S. 232.                  |
| Ailanthus — P. 69.               | } | Campanula — P. 87.                 |
| Ajuga — P. 85.                   |   | Carpinus — P. 123. — A. 179.       |
| Alisma — P. 56. — S. 321. 325.   | } | Castanea — S. 209.                 |
| Alnus — S. 217. 228.             |   | Capparis — P. 29. — S. 265.        |
| Althæa — P. 48.                  | } | Catalpa — P. 21. — S. 231.         |
| Andropogon — A. 150. — S. 317.   |   | Calycanthus — S. 27. — A. 141.     |
| Anemone — S. 240. 291.           | } | Calystegia — P. 41. 132. — A. 153. |
| Armoracia — S. 279.              |   | — S. 234.                          |
| Aristolochia — A. 154. — S. 300. | } | Celtis — P. 5. — S. 229.           |
| Arabis — S. 306.                 |   | Cercis — P. 71.                    |
| Arrhenatherum — A. Fungi novi    | } | Chysanthemum — S. 297.             |
| Magn. n. 30.                     |   | Cheiranthus — S. 288.              |
| Arundo — S. 320.                 | } | Chenopodium — P. 81. — S. 288.     |
| Astragalus — S. 238.             |   | 296.                               |
| Asarum — S. 245.                 | } | Chelidonium — S. 239.              |
| Atriplex — S. 296.               |   | Chlora — A. 145. — S. 307.         |
| Aucuba — P. 96. — A. 163.        | } | Cirsium — P. 47. — S. 283.         |
|                                  |   | Circæa — P. 128.                   |
| Bellis — S. 246.                 | } | Cicada — S. 331.                   |
| Berberis — P. 1. — S. 221.       |   | Citrus — S. 197.                   |
| Betula — P. 102. — S. 218.       | } | Clematis — S. 252. 272. 312.       |
| Bidens — S. 254.                 |   |                                    |

- Corylus — *P.* 24. 124. — *A.* 139.  
 Coronilla — *A.* 144. — *S.* 194.  
 Cornus — *P.* 70. — *A.* 172. — *S.*  
 224. 225.  
 Convolvulus — *S.* 234. 268.  
 Convallaria — *S.* 328.  
 Cratægus — *S.* 211. 222.  
 Cucurbita — *P.* 58. — *S.* 253.  
 Cynanchum — *P.* 35. 114. — *S.* 243.  
 309.  
 Cytisus — *P.* 20. 61. 91. — *S.* 181.  
 Cyclamen — *S.* 290.  
  
 Datura — *A.* 147.  
 Dianthus — *S.* 275. 301.  
 Dictamnus — *S.* 304.  
  
 Elæagnus — *S.* 226.  
 Epilobium — *S.* 267.  
 Epipactis — *S.* 327.  
 Epimedium — *P.* 78.  
 Erythræa — *P.* 94.  
 Erythronium — *A.* 146. — *S.* 329.  
 Eupatorium — *S.* 256.  
 Evonymus — *P.* 25. 109. — *S.* 191.  
  
 Festuca — *S.* 314.  
 Forsythia — *P.* 66.  
 Fragaria — *A.* 175. — *S.* 287.  
 Fraxinus — *A.* 164. — *S.* 220. 227.  
  
 Galeopsis — *P.* 84.  
 Genista — *S.* 204.  
 Geranium — *S.* 285.  
 Geum — *S.* 277.  
 Globularia — *S.* 251.  
 Glechoma — *P.* 90.  
 Gomphrena — *P.* 86.  
 Gratiola — *S.* 266.  
  
 Hedera — *P.* 16. 17. — *S.* 188.  
 Hepatica — *S.* 240.  
 Heracleum — *S.* 302. 311.  
 Helleborus — *P.* 50. — *A.* 174.  
 Hibiscus — *P.* 14. — *S.* 196.  
 Hoya — *S.* 187.  
  
 Humulus — *P.* 54. — *S.* 231.  
 Jasminum — *P.* 26.  
 Inula — *S.* 294.  
 Juglans — *P.* 7. 107.  
  
 Laurus — *P.* 8. 117.  
 Lamium — *P.* 45. — *A.* 180. — *S.*  
 236.  
 Lappa — *P.* 88. — *S.* 262.  
 Laserpitium — *P.* 57.  
 Lathyrus — *S.* 298.  
 Leycesteria — *S.* 216.  
 Ligustrum — *P.* 2. 129. — *A.* 157.  
 Linaria — *S.* 295.  
 Lilium — *P.* 92.  
 Lonicera — *P.* 18. — *S.* 201.  
 Lychnis — *S.* 276. 313.  
 Lysimachia — *S.* 270.  
  
 Magnolia — *P.* 30.  
 Mahonia — *P.* 99.  
 Malva — *A.* 135.  
 Marchantia — *P.* 52. — *A.* 165.  
 Marsdenia — *S.* 309.  
 Mellitis — *S.* 247.  
 Mespilus — *P.* 125. — *S.* 219.  
 Momordica — *A.* 160.  
 Morus — *S.* 206. 207.  
  
 Negundo — *P.* 75.  
 Nerium — *P.* 23. — *A.* 140. — *S.*  
 185.  
 Nicotiana — *P.* 93.  
  
 Oenothera — *S.* 269.  
 Opuntia — *P.* 113.  
 Orchis — *S.* 326.  
 Orobus — *P.* 79. — *A.* 134. — *S.*  
 278. 278.\*  
 Oxalis — *P.* 44.  
  
 Pæonia — *P.* 133.  
 Paulowni — *P.* 72. — *S.* 202.  
 Paliurus — *A.* 159.  
 Pastinaca — 280.  
 Petroselinum — *S.* 249.

- Persica — P. 68. — S. 203.  
 Photinia — P. 115. 116.  
 Phaseolus — P. 76. 130. — A. 151.  
 Pharbitis — P. 53.  
 Philadelphus — A. 156.  
 Phlox — S. 260.  
 Phragmites — S. 318. 319.  
 Phyteuma — S. 263 et Fung. novi  
     Magn. n. 31.  
 Physalis — P. 80. — A. 152.  
 Platanus — P. 98.  
 Plantago — P. 33. — A. 158.  
 Populus — P. 10. 11. 105. — A.  
     170. — S. 183. 184.  
 Polygonum — P. 38. — S. 255.  
 Portulaca — P. 60.  
 Potentilla — P. 32. — A. 176.  
 Polygonatum — P. 43.  
 Prunus — P. 97. 119.  
 Punica — P. 112.  
 Pulmonaria — S. 284.  
 Pyrus — P. 3. 100. 119. — A. 166.  
     — S. 182.  
  
 Quercus — P. 15. 22. 110. — A.  
     138. — S. 199. 200.  
  
 Ranunculus — P. 83. — S. 289.  
 Ribes — P. 12. — S. 195.  
 Rhamnus — P. 62. 111. 122. — S.  
     192. 233.  
 Robinia — P. 63. — A. 143.  
 Rosa — A. 148. — S. 212. 213.  
 Rubus — P. 105. — S. 190.  
 Rumex — P. 89. 104. — S. 308.  
 Ruscus — P. 118.  
  
 Saponaria — P. 103. — S. 274.  
 Sambucus — A. 167. — S. 271.  
 Salix — S. 186.  
 Scirpus — S. 323. 324.  
 Scelopendrium — S. 330.  
 Scabiosa — S. 241. 299. 308.  
  
 Scrophularia — P. 36. 37. 127.  
 Senecio — P. 77. — S. 244. 292.  
 Setaria — P. 101.  
 Sium — S. 235.  
 Sorghum — P. 34. — A. 149. 162.  
 Sonchus — P. 40. — S. 259.  
 Solanum — P. 131. — S. 237.  
 Sorbus — S. 230.  
 Solidago — S. 273.  
 Spiræa — P. 49. 59. 82 (corrige :  
     *filipendulina*). — S. 223.  
 Stellaria — S. 248.  
 Succisa — S. 299. 241.  
 Syringa — P. 67. — S. 215.  
 Symphoricarpus — P. 73.  
  
 Tamus — P. 42.  
 Teucrium — P. 55. — S. 261.  
 Tecoma — P. 74. — A. 169.  
 Tilia — P. 120.  
 Tormentilla — P. 126. — S. 242.  
 Trifolium — S. 286.  
 Tropæolum — P. 95.  
 Tunica — S. 310.  
 Tussilago — P. 51. — S. 293.  
  
 Ulmus — P. 121. — A. 173. — S.  
     208.  
 Urtica — P. 39. — S. 282.  
  
 Vaccinium — S. 189.  
 Verbena — S. 250.  
 Verbascum — A. 161.  
 Viburnum — P. 6. 64. — A. 137.  
     178. — S. 198.  
 Vitis — P. 9. 108. — A. 168.  
 Viola — P. 46. — A. 142. — S. 257.  
  
 Weigelia — P. 28. — A. 177.  
  
 Xanthium — S. 305.  
  
 Zea — A. 155.  
 Zizyphus — S. 193.

332. **Discosia Artocreas** Fr., Sacc. Fungi Veneti, Ser. V. 199. Sequentes formas in agro Veneto hucusque observavi:
1. *Ligustri vulgaris*: spermatia botuliformia,  $15 \times 3$ , utrinque sub apice rotundato setigera, 3-septata, flavida; setæ in omnibus 10-15 lgæ. — *a Selva*.
  2. *Photiniae serrulatae*: sperm. ut supra,  $20 \times 2\frac{1}{2}$ , hyalino-luteola — *a Selva*.
  3. *Sorbi torminalis*: sperm. ut supra,  $16-22 \times 2-3$ , viridula — *Montello*.
  4. *Quercus pedunculatae*: sperm. ut supra,  $18-20 \times 2$ , dilute chlorina — *Montello*.
  5. *Platani orientalis*: sperm. ut supra,  $20 \times 3$ , subhyalina — *Conegliano*.
  6. *Lauri nobilis*: sperm. ut supra,  $18-20 \times 3-3\frac{1}{2}$ , subhyalina — *Selva*.
  7. *Abietis excelsae*: sperm. ut supra,  $15-20 \times 3$ , subhyalina — *Selva*.
  8. *Pseudoplatani*: sperm. ut supra,  $15-16 \times 2-2\frac{1}{2}$ , subhyalina — *Selva*.
  9. *Cercidis Siliquastri*: sperm. ut supra,  $20 \times 2\frac{1}{2}$ , subhyalina — *Treviso*.
  10. *Populi nigrae*: sperm. ut supra,  $15 \times 2\frac{1}{2}$ , subhyalina — *Selva*.
  11. *Aceris campestris*: sperm. ut supra,  $18 \times 3$ , subhyalina — *Montello*.
  12. *Rubi caesii*: sperm. ut supra,  $18-20 \times 3\frac{1}{2}$ , viridula — *Selva*.
  13. *Betulae albae*: sperm. ut supra,  $16 \times 2\frac{1}{2}$ , subhyalina — *Conegliano*.
  14. *Rosarum*: sperm. ut supra,  $18-21 \times 2\frac{1}{2}-3\frac{1}{2}$ , subhyalina — *Conegliano*.
  15. *Fraxini Orni*: sperm. ut supra,  $16-18 \times 3$ , subhyalina — *Pianzano*.
  16. *Fagi sylvaticae*: sperm. ut supra,  $14-17 \times 2-2\frac{1}{2}$ , subhyalina — *Conegliano*.
  17. *Pruni Cerasi*: sperm. ut supra,  $14-18 \times 2\frac{1}{2}-3$ , subhyalina — *Conegliano*.
  18. *Pteridis aquilinae*: sperm. ut supra,  $18-22 \times 2\frac{1}{2}$ , subhyalina — *Conegliano*.



19. *Vitis vinifera*: sperm. ut supra, 20  $\approx$  3, subyalina - *Conegliano*.  
 20. *Paeonia officinalis*: sperm. ut supra, 15-16  $\approx$  3, viridula - *Gallia* (GANDOGGER.)  
 21. *Pyri Mali*: sperm. ut supra, 18-20  $\approx$  3, viridula - *Selva*.  
 22. *Ranunculi acris*: sperm. ut supra, 18  $\approx$  3, viridula - *Selva*.

Præterea vidi in foliis *Mespili japonicæ*, *Robinia*, *Tilia*, *Quercus Ilicis*, in strobilis *Abietis* &c.

333. *Leptothyrium macrothecium* Fekl. Symb. mycol. pag. 383.

*Hab.* in foliis *Tormentillæ erectæ* in sylva *Montello*, Sept. 1876.

*Obs.* Perithecia dimidiata, pro genere majuscula, astoma, aterrima; spermatia cylindraceo-fusoidea, 7-8  $\approx$  1½-2, curvata, hyalina.

334. *Leptothyrium dryinum* Sacc. - *Stigmella? dryina* Sacc. M. V. n. 555, minime Lév. Peritheciis punctiformibus, diam. 50-80 micr., superficialibus, scutiformi-applanatis, atris e cellulis fibrosis radiantibus, circumcirca fimbriatis compositis, medio dehiscentibus; spermatiiis ratione peritheci majusculis, ovoideis, 10-12  $\approx$  7, minute pluriguttulatis, fuscidulis.

*Hab.* in foliis nondum emortuis *Quercus pedunculatæ* in sylva *Montello*, aut. 1873-77, nudo oculo vix percipiendum.

*Obs.* Ob formam peritheci ad *Actinotryrium* vergit, sed fabrica spermatorum maxime differt.

335. *Leptothyrium acerinum* (Kze) Cda. *Pilidium acerinum* Kze, Sacc. M. V. n. 996.

*Hab.* in foliis *Aceris campestris* et *Aceris platanoidis* a *Selva*, *Conegliano* e *Padova*, Aut. 1876.

*Obs.* Spermatia cylindraceo-fusoidea, falcata, 10-14  $\approx$  1½-2, hyalina, initio sterigmatibus filiformibus, 10-12  $\approx$  1 suffulta.

336. *Leptothyrium alneum* (Lév.) Sacc. — *Melasmia alnea* Lév., Cooke IIIndb. p. 400.

*Hab.* in foliis Alni glutinosæ languidis, a Conegliano, Sept. 1876 (SPEGAZZINI).

*Obs.* I. Perithecia scutiformia convexo-plana, atra, dein radiatim subplicata; spermatia botuliformia, curvula 8-9  $\approx$  1 $\frac{1}{2}$ -2, hyalina. An status provecior *Leptothyrii* (Glœosporii) *cylindrospermi* Bonorden? - Aptius omnimode *Leptothyrio* quam *Malasmie* adscribenda species.

*Obs.* II. Ad hoc quoque genus spectat *Leptothyrium pictum* B. et Br., Sacc. F. ital. tab. 93. Observandum tamen quod tam hoc quam *Lept. dryinum* perithecio multo magis manifesto, quam ceteræ species, prædita sunt.

337. **Melasmia acerina** Lév. (Spermog. *Rhytismatis acerini* (Pers.) Fr., Sacc. Myc. Ven. p. 159.)

*Hab.* in foliis Aceris campestris et Pseudoplatani in toto agro Veneto, Aut.

*Obs.* Spermatia botuliformia, curvula, 6-8  $\approx$  1, hyalina.

338. **Piggotia astroidea** B. & Br., Cooke Hndb. 441 fig. 165, Sacc. M. V. n. 994.

*Hab.* in foliis Ulmi campestris vivis a Conegliano Aug. 1876 (SPEGAZZINI).

*Obs.* Spermatia oblonga, basi truncata, apice rotundata, 8-10  $\approx$  5-6, minute 2-4-guttulata, dilute luteola, basidiis cylindræis fasciculatis apice truncatis luteolis suffulta. Contextus perithecii minute parenchymaticus, atro-olivaceus.

339. **Coniothyrium conoideum** Sacc. Peritheciis sparsis hemisphærico-conoideis, minutis, initio epidermide velatis dein erumpenti-superficialibus, atris, nitidulis; spermatiis ellipsoideo-globulosis, 3 $\frac{1}{2}$   $\approx$  2 $\frac{1}{2}$ , 1-guttulatis, luteolis.

*Hab.* in caule putri Angelicæ sylvestris, una cum *Leptosphaeria conoidea*, cujus est verisimiliter st. spermogonicus, in S. Montello, aut. 1874.

340. **Coniothyrium arundinaceum** Sacc. Peritheciis gregariis erumpentibus, globulosis, papillatis, atris; contextu parenchymatico fuligineo; spermatiis ovoideo-oblongis, 4-4 $\frac{1}{2}$   $\approx$  2 $\frac{1}{2}$ -3, 1-2-guttulatis, olivaceis, sterigmatibus filiformibus, brevibus, 10-15  $\approx$  2 $\frac{1}{2}$  suffultis.

*Hab.* in culmis Arundinis Donacis putrescentibus Patavii, Apr. 1875 (BIZZOZERO) — Species bene distincta!

341. *Coniothyrium concentricum* (Dmz.) Sacc. M. V. n. 354. Fungi Ven. Ser. V. 199. et var. *Agaves* (*Phoma Agaves* Bk.)

*Hab.* in foliis *Yuccæ gloriosæ* a Vittorio e Selva, var. in foliis *Yuccæ filamentosæ* in Horto Patavino, Aut. 1875-77.

*Os.* Perithecia lentiformia, substoma, contextu parenchymatico fuligineo; spermata e globoso ovoidea, 4-5  $\approx$  3-4, initio hyalina, dein flavida, tandem fuliginea, plerumque 1-guttulata — Perithecia non semper concentricè disposita, modo epidermide nigricante nunc immutatâ velata. In var. *Agaves* perithecia sparse gregaria, erumpenti-superficialia, globulosa.

342. *Coniothyrium scapisedum* Sacc. & Sp. Peritheciis globuloso-lenticularibus, initio epidermide velatis, 200-250 micr. diam., anguste pertusis; contextu parenchymatico fuligineo; spermatis globoso-ovoidis, 2-3  $\approx$  1 $\frac{1}{2}$  -2, pallide fuligineis.

*Hab.* in scapis emortuis Plantaginis lanceolatae a Conegliano, Nov. 1876 (SPEGAZZINI).

343. *Coniothyrium Saponariæ* Sacc. & Sp. Peritheciis globuloso-lenticularibus, 200 micr. diam., contextu parenchymatico circa porum latiusculum densiore, fuligineo; spermatis brevissime cylindraccis, utrinque obtusis, 4-4 $\frac{1}{2}$   $\approx$  2, e hyalino pallide fuligineis.

*Hab.* in caulibus emortuis Saponariæ officinalis a Conegliano, Nov. 1876 (SPEGAZZINI).

344. *Coniothyrium Parietariæ* Sacc. & Sp. Peritheciis cortice secedente superficialibus, subhemisphaericis, 200-300 micr. diam., umbilicatis, carbonaccis; spermatis ovoideo-globulosis. 4-5  $\approx$  2-3 $\frac{1}{2}$ , lutescenti-olivaceis.

*Hab.* in radicibus emortuis Parietariæ officinalis a Conegliano, Dec. 1876 (SPEGAZZINI).

345. *Coniothyrium Hederæ* (Dmz.) Sacc., *Phoma Hederæ* Dmz., Cooke Hndb. p. 418. *Melanconium Hederæ* Pr. Hoyerw, p. 717, n. 312.

*Hab.* in ramulis foliisque *Hederæ Helicis a Selva et Conegliano* Aut. 1875-76.

*Obs.* Perithecia lenticularia majuscula, epidermide nigrificatâ velata; spermatia e globoso subovoidea, 5-6  $\approx$  4-4 $\frac{1}{2}$ , sæpius subangulosa, 1-2-guttulata, olivaceo-fusca, guttulis grandiusculis pallidioribus.

346. *Coniothyrium olivaceum* Bon., Sacc. Mycol. Ven. 191. - Sequentes formas in agro Veneto observavi:

1. *Philadelphi coronarii*: perithecia globosa, majuscula, initio velata, dein sublibera, atra, conico-papillata; sperm. ovoideo-oblonga, 6  $\approx$  3, olivaceo-fusca.
  2. *Rhois radicans*: perith. ut supra; sperm. 6-7  $\approx$  3 $\frac{1}{2}$ -4.
  3. *Loniceræ Xylostei*: perith. ut supra; sperm. 6-7  $\approx$  5.
  4. *Carpini Betuli*: perith. ut supra; sperm. 6  $\approx$  3.
  5. *Populi nigre*: perith. ut supra; sperm. 5-6  $\approx$  3.
  6. *Catalpæ syringifolice*: perith. ut supra; sperm. 6-7  $\approx$  3 $\frac{1}{2}$ .
  7. *Amorphæ fruticosæ*: perith. ut supra; sperm. 8  $\approx$  4-5.
  8. *Sophoræ japonicæ*: perith. ut supra; sperm. 6-7  $\approx$  3-3 $\frac{1}{2}$ .
  9. *Evonymi japonici*: perith. ut supra; sperm. 6-7  $\approx$  5.
  10. *Ailanthi glandulosæ*: perith. ut supra; sperm. 7-8  $\approx$  3 $\frac{1}{2}$ -4 $\frac{1}{2}$ .
  11. *Paliuri aculeati*: perith. ut supra et cæspitulosa; sperm. 6-8  $\approx$  3-4.
  12. *Magnolice grandifloræ*: (in foliis) perith. ut supra; sperm. 5-7  $\approx$  3-4.
  13. *Celtidis australis*: perith. ut supra; sperm. 6  $\approx$  2 $\frac{1}{2}$ -3.
  14. *Calycanthi floridi*: perith. ut supra; sperm. 5-6  $\approx$  4-5.
347. *Coniothyrium cruciatum* Fekl. Symb. p. 173.

*Hab.* in ramis *Ulmi campestris a Selva*, Aut. 1874, raro.

*Obs.* Spermatia globulosa, diam. 3-4 micr., quandoque dimidiata, flavida.

348. *Coniothyrium fuscidulum* Sacc. Peritheciis gregaris, in fibris ligneis nidulantibus, erumpentibusque, globulosis, atris; spermatiis e globoso ovoideis, 4-5  $\approx$  3-4, 1-guttulatis, olivaceis.



*Hab.* in ramis decorticatis Sambuci a Vittorio, aut. 1864, socio *Melanommate fuscidulo* Sacc., cujus videtur spermogonium.

349. **Coniothyrium australe** Sacc. Peritheciis cortice nidulantibus, epidermidem pustulatim breve elevantibus, e fibris corticalibus mutatis conflatis (ergo spuriiis ?), ochraceis; spermatis oblongis,  $12 \approx 7$ , basi cuneatis, apice inæqualiter obtusatis, 3-pluriguttulatis e luteo pallide ochraceis, in basidiis brevibus, fasciculatis acrogenis.

*Hab.* in ramulis Paliuri aculeati a Vittorio, Oct. 1873.

350. **Coniothyrium cæspitulosum** Sacc. Dothideoides; peritheciis globulosis papillulatis, erumpentibus, in cæspitulos dense aggregatis et e mutua pressione sæpe angulosis, atris; contextu laxe celluloso ferrugineo; spermatis e globoso ovoideis sæpius basi subapiculatis,  $8-9 \approx 6-8$ , e hyalino dilute flavidis.

*Hab.* in ramulis Tamaricis gallicæ a Verona (A. MASSALONGO) et a Conegliano (SPEGAZZINI).

351. **Coniothyrium Platani** Sacc. Peritheciis globulosis, subcutaneis, vix erumpentibus, nucleo faretto atro; spermatis oblongo-ovoides,  $3 \approx 1\frac{1}{2}$ , olivaceis basidiis, cylindraceis simplicibus ramulosisque fultis.

*Hab.* in ramis corticatis Platani orientalis a Conegliano, Junio 1876 (SPEGAZZINI).

352. **Coniothyrium epimyces** Sacc. & Speg. Peritheciis sparsis, gregariisque, globoso-lenticularibus, 150-200 micr. diam., inito-erumpentibus, pertusis; spermatis oblongo-ovoides, obtuseque angulosis,  $4-6 \approx 2\frac{1}{2}-3$ , 1-2-guttulatis olivaceo-fuscidulis.

*Hab.* in cute Polypori squamosi putris a Conegliano, Nov. 1876 (SPEGAZZINI).

353. **Coniothyrium insitivum** Sacc. Peritheciis (genuinis?) in acervulos conoideos subaggregatis, tectis, sæpe difformibus, aterrimis, nigrofartis; spermatis oblongo-ovatis  $4\frac{1}{2}-7 \approx 2\frac{1}{2}-3\frac{1}{2}$ , olivaceo-fuliginis, in basidiis brevissimis acrogenis.

*Hab.* in ramulis Gleditschiæ, Albizzia, Ber-

beridis, Rhamni cathartici, Ulmi campestris et Ailanthi glandulosæ (Cfr. Sacc. Fungi Ven. Ser. IV. 20) a *Selva e Padova*, 1874-76.

*Obs.* Membrana perithecii deesse videtur, sed nuclei sunt definite efformati, ergo non *Melanconii* species - *Con. incrustans* Sacc. huic affine est, sed differt spermatiiis globulosis,  $5 \approx 4$ , fuliginis hyalino-1-guttulatis. Hoc nuper in *Albizzia Jalibrissin* legi a *Selva*.

354. *Coniothyrium Fuckelii* Sacc. Fungi Ven. Ser. II. 318 et Ser. V. 200., M. V. n. 1030. In agro Tarvisino formas sequentes observavi:

1. *Ampelopsidis hederaceæ*: spermatia sphæroidea, 4 micr. diam. fuliginea.
2. *Tecomæ radicans*: spermatia globoso ovoidea,  $3-4 \approx 2\frac{1}{2}$  -3, olivacea.
3. *Rosarum*: spermatia globosa v. ovoidea,  $3-5 \approx 3$ , olivacea.
4. *Robinie Pseudacaciæ*: spermatia ovoidea,  $3 \approx 2\frac{3}{2}$ , olivacea.
5. *Berberidis vulgaris*: spermatia globosa, quandoque subangulosa, 4 diam., 1-guttata, fuliginea.

*Obs.* Aliæ species jam descriptæ, sunt: *C. fedans* Sacc. F. it. tab. 95 et *Michelia* I. p. 95., *C. vagabundum*, *C. Aucubæ*, *C. incrustans*, Sacc. F. Ven. Ser. V. 199-200 et *C. anserinum*, Sacc. F. Ven. Ser. IV. p. 19 - *C. Palmarum* Cda Ic. IV fig. 106, ex agro Neapolitano misit C. MAGNAGUTI-RONDININI.

*Hendersonia* Mont., Sacc. Mycol. Ven. Spec. p. 199.

+ Species dictyosporæ (*Camarosporium* Schulz.).

355. *Hendersonia Robiniæ* West., Sacc. Mycol. Ven. p. 199, *H. subfenestrata* B. & C. Grevill. n. 25 p. 5.

*Obs.* Stylosporæ oblongæ,  $15-16 \approx 7$ , 4-5-septato-muriformes, fuliginæ.

356. *Hendersonia Triacanthi* Sacc. Peritheciis erumpentibus, sæpe cæspitulosis, globosis, papillatis, nigris; sty-

losporis oblongis,  $20 \times 8$ , 4-5-septato-muriformibus, fuliginis — *Alnibus Hendersoniæ Robiniæ* West.

*Hab.* in ramis *Gleditschiæ Triacanthi* putrescentibus in *Cadore* (Belluno), æstate 1874 (S. VENZO).

357. *Hendersonia Mori* Sacc. Peritheciis erumpentibus, gregariis v. aggregatis, globulosis, breviter papillatis, aterimis; contextu parenchymatico fusco; stylosporibus oblongo-ovoideis,  $22 \times 10$ , quandoque inæqualibus, 3-5-septato-muriformibus, ad septa non constrictis, fuliginis.

*Hab.* in ramis *Mori* albæ a *Conegliano*, Jun. 1876 (SPEGAZZINI).

*Obs.* Iluc probabiliter spectat *Camarosporium Mori* Schulz. Myk. Beitr. 1870 p. 649.

358. *Hendersonia Coronillæ* Sacc. & Sp. Peritheciis sparsis v. aggregatis, erumpentibus, olivaceo-nigris, globulosis, papillatis, denique umbilicatis; stylosporibus oblongis, utrinque rotundatis, rectis curvulisve,  $15-18 \times 6-8$ , 3-5-septato-muriformibus, rarius ad septa constrictis, dilute fuliginis.

*Hab.* in ramulis *Coronillæ Emeri* a *Susigana*, Dec. 1876, socia *Cucurbitaria Coronillæ* (Fr.) Sacc. (SPEGAZZINI).

359. *Hendersonia incrustans* Sacc. Peritheciis cortice nidulantibus, sparsis v. sæpius aggregatis, globosis, papillulatis, atris, pachydermaticis; stylosporibus ovoideis initio continuis guttulatis, flavo-lutescentibus dein 3-septato-muriformibus,  $15-17 \times 8$ , ad septa non v. vix constrictis, opace fuliginis.

*Hab.* in ramis corticatis *Rhois typhinæ Patavii*, Martio 1872, socia *Thyridaria incrustante* Sacc., et *Corni sanguinæ a Selva*, Aug. 1877.

360. *Hendersonia polymorpha* (DNtrs sub *Diplodia*) Sacc. Peritheciis sparsis, globulosis, papillulatis, e fibris ligneis erumpentibus; stylosporibus ellipsoideis, initio continuis stipitellatis, dein 3-4-septato-muriformibus,  $10 \times 8$ , ad septa non v. vix constrictis, fuliginis.

*Hab.* in ramis *Loniceræ Xylostei* a *Selva*, Sept. 1873.

*Obs.* Huic paululum affinis est *H. sarmenticia* Sacc. Fungi ital. tab. 97 et Michelia I. 96,

361. **Hendersonia rubicola** Sacc. Peritheciis sparsis, globulosis, minutis, erumpentibus; stylosporibus oblongo-ovoideis v. subangulosis, utrinque rotundatis,  $12-14 \times 6$ , 3-4-septato-muriformibus, ad septa non constrictis, fuliginosis, initio vero continuis et breviter stipitatis.

*Hab.* in ramulis Rubi fruticosi Patavii, Majo 1873.

362. **Hendersonia Tini** Sacc. Peritheciis foliicolis, punctiformibus, innato-erumpentibus, globulosis nigris; stylosporibus initio stipitellatis,  $12 \times 7$ , 3-septato-muriformibus, dilute fuliginosis.

*Hab.* in foliis languidis Viburni Tini a Selva, Sept. 1873.

363. **Hendersonia Suseganensis** Sacc. & Sp. Foliicola; maculis albis sinuosis; peritheciis globoso-lenticularibus, amphigenis, 100-150 micr. diam., pertusis; contextu parenchymatico, atro-fusco; stylosporibus ovoideis, inaequalibus,  $15-20 \times 8-10$ , 2-4-septatis muriformibusque, fuliginosis.

*Hab.* in foliis Capparidis rupestris a Susegana, Oct. 1877 (SPEGAZZINI).

364. **Hendersonia macrospora** Bk. & Br., *H. pulchella* Sacc. Myc. Ven. p. 200 t. XVII f. 22-23.

*Obs.* Secundum Passer. in litt. et Winter in exempl. praedicta mea *H. pulchella* ad *H. macrosporam* genuinam spectat.

365. **Hendersonia Saubinetii** Mtgn. Syll. p. 263.

*Hab.* in ramis corticatis Quercus pedunculatae in sylva Montello, Oct. 1875, et Sambuci nigrae a Conegliano, Martio 1876 (SPEGAZZINI).

*Obs.* Species praedistincta, ob naturam stylosporarum cum genere *Staurospharia* Rabh., (Kx Fland. I, 399) conveniens, sed ob stroma fere dothideaceum longe diversa. Stylosporae subglobosae 8-10 micr. diam., vel  $11-12 \times 8-9$ , 2-septato-muriformes v. saepius radiatim 3-5-septatae, ad septa leniter constrictae, fuliginosae, initio basidiis cylindraccis sporae brevioribus, hyalinis fultae.



Specimina in *Rhamno* meis simillima ex Anglia misit clar. M. C. Cooke - *Hendersonia sphaerosperma* B. & C. (*Grevillea* N. 25 pag. 4) valde affinis videtur, nisi eadem.

++ Species phragmosporæ (vel stylosporæ 1-serialiter guttatis).

A. In Monocotyledoneis parasiticæ.

366. *Hendersonia Luzulæ* West. (?) Crypt. d'ap. stat. App. I. (nomen).

*Hab.* in calamis vaginisque *Luzulæ pilosæ* in Euganeis, Martio 1873.

*Obs.* Stylosporæ cylindræ, utrinque rotundatæ,  $14 \approx 3\frac{1}{2}$ -4, plerumque rectæ, 4-guttulatæ, hyalinæ (jugiter?)

367. *Hendersonia graminella* Sacc. peritheciis gregariis, erumpentibus, globoso-papillatis, atris, contextu parenchymatico fuligineo; stylosporæ cylindræ utrinque obtusiusculis,  $18-20 \approx 3-3\frac{1}{2}$ , (jugiter) 4-6-guttulatis, hyalinis.

*Hab.* in culmis graminum inferiorum a *Selva*, Sept. 1875.

368. *Hendersonia Ischæmi* Sacc. Peritheciis gregariis v. longitudinaliter cæspitulosis, erumpentibus globulosis, papillatis; contextu parenchymatico, atro; stylosporæ cylindræ v. oblongatis,  $12 \approx 4$ , initio 4-guttulatis, dein 1-septatis, tandem 3-septatis, ad septa non constrictis, hyalinis.

*Hab.* in culmis putrescentibus *Andropogonis Ischæmi*, Patavii Nov. 1875.

369. *Hendersonia culmicola* Sacc., *H. subseriata* Sacc. F. V. ser. V. p. 207, non Dmz.

*Obs.* *H. subseriata* genuina, sec. descr. Dmz. et specimina *Winterii*, habet stylosporas,  $38-40 \approx 7$ , 6-8-nucleata, hyalina.

370. *Hendersonia graminicola* Lév., Sacc. Myc. Ven. p. 199.

*Obs.* Stylosporæ cylindraceo-fusoideæ, 22  $\approx$  5, 3-septatæ, fuscæ.

371. **Hendersonia arundinacea** Dmz., Sacc. F. V. Ser. II. 320.

*Hab.* in culmis *Phragmitis communis*, sociâ *Leptosphæria arundinacea*, a *Selva*, *Padova*, Aut. 1875.

*Obs.* Stylosporæ cylindraceo-bacillares utrinque rotundatæ, 60–70  $\approx$  7, 10–12-septatæ; 11–13-guttulatæ, hyalinae.

372. **Hendersonia crastophila** Sacc. Peritheciis sparsis innato-erumpentibus, globulosis, papillatis, atris.

1. *Phragmitis communis*: stylosporibus bacillari-fusoideis, utrinque rotundatis, 35  $\approx$  5 $\frac{1}{2}$ , 7–8-septatis, eguttulatis, fuligineis.

2. *Cynodontis Dactyli*: stylosporibus similibus, 35  $\approx$  4.

*Hab.* in eorundem culmis in agro *Tarvisino*, Aut. 1873–75.

373. **Hendersonia Donacis** Sacc. Peritheciis innato-erumpentibus, remote gregariis e globoso longitudinaliter compressis, ostiolo brevissimo, obtuso; contextu minute parenchymatico fuligineo; stylosporibus cylindraceis utrinque obtuse rotundatis, 15–18  $\approx$  5, 3-septatis, ad septa vix constrictis, fuligineis.

*Hab.* in culmis emortuis *Arundinis Donacis* *Patavii*, Martio 1875, socio *Lophiostomate hygrophilo* Sacc., quocum forte metagenetice connexa est.

*Obs.* Cum *Hend. donacina* Mtgn. non comparanda.

374. **Hendersonia pura** Sacc. Peritheciis remote gregariis subcutaneis, globoso-depressis, papillulatis atris; stylosporibus ovato-oblongis, initio stipitellatis, continuis, hyalinis, dein 2–(raro 3–) septatis, 16–18  $\approx$  7, loculis extimis subhyalinis medio v. mediis fuligineis, ad septa vix constrictis.

*Hab.* in caule putrescente *Lilii candidi* a *Selva*, Oct. 1874.

*Obs.* Ex hac sectione sunt quoque *H. elegans* Bk., *H. eustoma* Sacc., *H. arenaria* Sacc., *H. riparia* Sacc. jam enumeratæ.

## B. In Dicotyledoneis parasiticæ

## \* Fructicolæ.

375. *Hendersonia lagenaria* Sacc. M. V. n, 99. Peritheciis gregariis, globulosis, majusculis, epidermide velatis, depresso-papillatis, hyphulis basi vestitis; stylosporibus oblongo-fusoideis, initio stipitellatis, continuis, hyalinis, dein 3- (raro 2-) septatis, 20-22  $\approx$  7, fuliginis, loculis extimis paulo pallidioribus.

*Hab.* in epicarpio putri *Lagenariæ vulgaris a Padova*, Jan. 1876.

*Obs.* Verisimiliter *Sphaeria mucosa* Kx Fland, I. 345 n. 48 (non Pers., nec Fckl.) huc spectat.

376. *Hendersonia fructigena* Sacc. Peritheciis sparsis erumpentibus e globoso depressis, papillulatis, contextu minute parenchymatico dilute fuligineo; stylosporibus cylindræis initio stipitellatis, 23-25  $\approx$  6, 3-septatis, ad septa leniter constrictis, minute guttulatis, dilute fuliginis, stipitibus stylosporâ brevioribus.

*Hab.* in ramis arescentibus *Cerasi Patavii*, Julio 1874, raro.

## \*\* Cladogenæ.

377. *Hendersonia Tecomæ* Sacc. peritheciis (genuinis? epidermide tumidula et nigrificata velatis, globosis, breviter papillatis; stylosporibus ovato-oblongis, rectis v. curvulis, 8-11  $\approx$  5, initio continuis stipiteque brevissimo conico hyalino fultis, dein 3-septatis, non constrictis, dilute fuliginis.

*Hab.* in ramis *Tecomæ radicans a Conegliano* Apr. 1776 (SPEGAZZINI).

378. *Hendersonia Fiedleri* (Rabh.) West. - *H. Corni* Fckl., Sacc. Myc. Ven. p. 200.

*Hab.* in ramulis *Corni sanguinæ a Selva*, Aut. 1875, rarius.

*Obs.* Stylosporæ stipitatae, oblongæ, 15-18  $\approx$  4, 3-septatae, fuliginæ, loculo infero hyalino - *H. Fiedleri* in Rabh. F. E. n. 1847 est p. p. *Pestalozzia Veneta*  
\* *P. tricuspis* Sacc.

379. *Hendersonia pulchella* Sacc. (*non* Myc. Ven.) – *H. macrospora* Sacc. Mycol. Ven. 199, t. XVII f. 24 *non* Bk. & Br. Peritheciis innato-prominulis, globulosis, breviter papillatis, atris.

1. *Sambuci nigrae*: stylosporibus elongato-fusoideis, rectis curvulisve, 7–9-septatis,  $30 \approx 6$ , luteolis, dein obscurioribus.
2. *Galiorum*: stylosporibus 7-septatis,  $30 \approx 5$ , fuliginosis.
3. *Saponariae*: stylosporibus 9–10-septatis,  $40 \approx 5$ , olivaceo-fuliginosis.
4. *Xylostei*: stylosporibus 9–11-septatis,  $45 \approx 4$ , fuliginosis.
5. *Lychnidis dioicae*: stylosporibus 9–10-septatis,  $45 \approx 4\frac{1}{2}$ , fuliginosis.

*Hab.* in eorundem ramis in agro Tarvisino et Patavino, vere et aut. 1873-76.

*Obs.* *Hend. pulchella* Mycol. Ven. p. 200, ut monui, ad *H. macrosporam* B. & Br. spectat.

380. *Hendersonia Sambuci* Müll. (sec. esempl. Winteri in meo Herbario).

*Hab.* in ramis corticatis *Sambuci nigrae a Selva*, Sept. 1876.

*Obs.* Stylosporae oblongo-fusoidae, 10–12  $\approx$  3, 1–3-septatae, olivaceo-fuliginosae.

381. *Hendersonia quercina* Sacc. Peritheciis ligno immersis, globulosis, atris; stylosporibus cylindraceo-oblongis, utrinque rotundatis, 16–18  $\approx$   $3\frac{1}{2}$ –4, rectis v. leniter curvis, initio continuis guttulatis; dein 3-septatis, non constrictis, olivaceo-fuscis, denique e perithecio expulsis lignumque olivaceo-foedantibus.

*Hab.* in ligno putrescente quercino *a Selva*, Apr. 1873, rarius.

382. *Hendersonia Heraclei* Sacc. Peritheciis sparsis, subcutaneo-erumpentibus, globosis, majusculis papillatis, atris; stylosporibus cylindraceis, utrinque rotundatis, 20–22  $\approx$  5, rectiusculis, initio 4-guttulatis, dein 3-septatis, non constrictis, olivaceo-lutescentibus.

*Hab.* in caulibus *Heraclei Sphondylii* putrescentibus *a Selva*, Oct. 1873, socio *Acrothecio caulium* Sacc. F. ital. t. 9 et *Michelia* I. 75.

383. *Hendersonia fusarioides* Sacc. M. V. n. 998.



Peritheciis e peridermio dealbato erumpenti-superficialibus atris, globulosis vel (collabescendo?) subcupularibus, epapillatis; stylosporibus in basidiis ramosis furcatisve acrogenis, fusiformibus, 35-38  $\approx$  4-5, subinaequalibus, curvulis, 3-5-septatis, pallide fuligineo-olivaceis, loculis extimis hyalinis.

*Hab.* in cortice duriore Robiniae Pseudacaciae a Conegliano, Majo 1876 (SPEGAZZINI).

*Obs.* Species *Hendersoniae* Arcu B. & Br. cognata, at contextu fuligineo nec caeruleo, stylosporibus subolivaceis, saepius 5-septatis distincta. — *Sphaerium*, quam in praedicto N. 998 Mycoth. Venetae cl. Cooke (Cfr. Grevillea, No. 37, p. 31) se observavisse notat, reperire non contigit. Tantum *Hendersoniam fusarioidem* vidi.

384. *Hendersonia sarmentorum* West., Sacc. Mycol. Ven. p. 200.

Sequentes formas in agro Tarvisino et Patavino observavi.

1. *Hederæ Helicis*: stylosporibus ellipsoideis, 3-septatis, 10  $\approx$  5, fuliginis.
2. *Aceris campestris*: stylosporibus ut supra, 12  $\approx$  4.
3. *Ailanthi glandulosae* (in petiolis): stylosporibus ut supra, 11  $\approx$  4.
4. *Lauri nobilis*: stylosporibus ut supra, 10-12  $\approx$  4 $\frac{1}{2}$ -5.
5. *Ampelopsidis hederaceae*: stylosporibus ut supra, 10-11  $\approx$  5.
6. *Salicis vitellinae*: stylosporibus ut supra, 10-12  $\approx$  4.
7. *Berberidis vulgaris*: stylosporibus ut supra, 10-12  $\approx$  4-5.
8. *Populi nigrae* (in ligno): stylosporibus ut supra 10-11  $\approx$  5.
9. *Jasmini officinalis*: stylosporibus ut supra, 10-12  $\approx$  4-4 $\frac{1}{2}$ .
10. *Calycanthi floridi*: stylosporibus ut supra, 12  $\approx$  4.

385. *Hendersonia Rubi* West. (ut var. *H. sarmentorum*).

*Hab.* in sarmentis Rubi fruticosi in Euganeis, Martio 1876.

*Obs.* Affinis *H. sarmentorum* West. sed stylosporibus 12-18  $\approx$  5-6, 3-septatae, fuliginis, loculo infimo pellucido.

386. *Hendersonia Desmazierii* Mtgn. (1848-49). *Steganosporium Platani* Preuss (1853) — Pycnid. *Massaricae Platani* Ces.

*Hab.* in ramis corticatis Platani orientalis a Padova, Aut. 1876.

*Obs.* I. Stylosporæ obovatæ 40  $\times$  20, olivaceæ, 4-nucleatæ, basidiis brevibus oblongis, conoideisve hyalinis fultæ.

*Obs.* II. Ex hac sectione sunt quoque *Hendersonia ichthyospora* Sacc. F. Magn. n. 18., *H. biseptata* Sacc. F. it. tab. 96 et *Hend. vagans* Fekl., Sacc. Mycol. Ven. p. 199.

\*\*\* Foliicolæ.

387. *Hendersonia foliorum* Fekl., Sacc. Mycol. Ven. p. 200.

*Obs.* Stylosporæ ovoideæ, 15  $\times$  7, 3-septatæ, olivaceæ, loculis extimis pallidioribus.

388. *Hendersonia Alcides* Sacc. Maculis foliorum arescendo candicantibus fusco-cinctis, subcircularibus; peritheciis epiphyllis punctiformibus, atris; stylosporibus oblongo-ellipsoideis, utrinque rotundatis, 11  $\times$  6-7, 3-septatis, ad septa nonnihil constrictis, fuliginicis.

*Hab.* in foliis Populi nigræ a Vittorio, Oct. 1873.

*Obs.* Affinis *Hendersoniæ pyricolæ* Sacc.

389. *Hendersonia rupestris* Sacc. & Sp. Maculis amphigenis subcircularibus, sinuosisque, arescendo candidis, fulvo-elevato-marginatis; peritheciis lenticularibus, punctiformibus, 100-110 micr. diam., late pertusis, contextu tenui membranaceo, celluloso, dilute fuligineo; stylosporibus, oblongo-fusoideis, 17-22  $\times$  4 $\frac{1}{2}$ -6, curvulis, 3-septatis, ad septum medium constrictis, dilute olivaceis.

*Hab.* in foliis Capparidis rupestris a Susegana, Oct. 1877 (SPEGAZZINI).

390. *Hendersonia Dulcamaræ* Sacc. Maculis arescendo dealbatis, subcircularibus; peritheciis punctiformibus, paucis, lenticularibus, atris; stylosporibus cylindræis, 14  $\times$  4, rectiusculis, 3-septatis, non constrictis, olivaceis.

*Hab.* in foliis Solani Dulcamaræ a Selva, Aug. 1873.

391. *Hendersonia Magnoliæ* Sacc. Maculis arescendo candicantibus, irregularibus, brunneo-marginatis; peritheciis remote sparsis, punctiformibus, globoso-lenticularibus, diam. 150 micr., pertusis; stylosporibus oblongo fusoidibus,  $12-15 \approx 3-3\frac{1}{2}$ , utrinque acutiusculis, 3-septatis, non v. paululum ad septum medium constrictis, dilute olivaceis.

*Hab.* in foliis languidis *Magnoliæ grandifloræ* Tarvisii, Aug. 1874.

392. *Hendersonia corylaria* Sacc. Maculis amplis variis, arescendo subochraceis brunneo-cinctis; peritheciis punctiformibus, nigris; stylosporibus obovatis, deorsum acutiusculis apice subrotundatis,  $12 \approx 7$ , 3-septatis, ad septa non (sed paululum tandem ad medios loculos) constrictis, dilute fuliginosis.

*Hab.* in foliis languidis *Coryli Avellanæ a Selva*, Aug. 1874.

\* *Hendersonia acericola* Sacc. Maculis subcircularibus, subochraceis: peritheciis lenticularibus, 80 micr. diam., pallide melleis; stylosporibus oblongis,  $8-10 \approx 4$ , utrinque obtusiusculis, chlorinis, basidiis brevissimis suffultis.

*Hab.* in foliis *Aceris campestris a Selva*, Sept. 1877.

*Obs.* Ex hac sectione sunt quoque *Hend. Terminalis* Sacc. M. V. n. 513, F. Ven. Ser. V. 207, *H. Oleæ* (DC.) Dmz., Sacc. F. Ven. Ser. V. 207, et *H. pyricola* Sacc. F. Ven. Ser. II n. 30 et Ser. V. p. 207 et in Rabh. F. E. n. 2155.

### **Melanconicæ** Cda, em. Bk.

*Glœosporium* Dmz. & Mtgn. in Syll. Crypt. p. 195.

\* *Euglœosporium*: conidiis continuis.

393. *Glœosporium sphaerelloides* Sacc. M. V. n. 1096., F. it. t. 85., Michelia I. pag. 92.

*Obs.* Conidia ovato-oblonga,  $10-12 \approx 5-6$ , basidiis longis septulatis suffulta.

394. *Glœosporium affine* Sacc. M. V. 972., Fung. novi Magn. n. 37.

*Obs.* Conidia cylindraceo-oblonga, 14-20  $\approx$  4-6, basidiis brevibus continuis. Ab hoc probabiliter vix differt *Gl. cinctum* B. & C. (Grev. n. 25 p. 13).

395. \* *Glœosporium macropus* Sacc. A *G. affine* recedit basidiis filiformibus multo longioribus, nempe 40-60  $\approx$  2 $\frac{1}{2}$ -4, quandoque sub-ramulosis visis; conidiis oblongis, curvulis, 15-20  $\approx$  4-5, granulosis, hyalinis.

*Hab.* in foliis *Hoyæ carnosæ* in Horto Pata-  
vino, Oct. 1876.

396. *Glœosporium fructigenum* Bk., Sacc. F. Ven. novi vel cr. Ser. V. 202.

*Obs.* Conidia oblonga, subinæqualia, 20-30  $\approx$  5-6, basidiis subæquilongis, continuis suffulta.

397. *Glœosporium Lindemuthianum* Sacc. & Magnus in Sacc. Fungi novi Magnusiani n. 36.

*Obs.* Conidia oblonga, 16-19  $\approx$  4 $\frac{1}{2}$ -5 $\frac{1}{2}$ , basidiis duplo longioribus continuis suffulta.

398. *Glœosporium tubercularioides* Sacc. Fungi novi Magnus. n. 40.

*Obs.* Conidia ovato-oblonga, 12-15  $\approx$  5-7, basidiis breviusculis simplicibus, ramosisque suffulta.

399. *Glœosporium alpinum* Sacc. Fungi Magnus. n. 39.

*Obs.* Conidia oblongo-cylindracea, 14-15  $\approx$  3-4, basidiis brevibus oblongis suffulta.

400. *Glœosporium ampelophagum* (Pass.) Sacc., Vajolo d. viti in «Riv. Vitic. ed Enol. ital.» 1877 p. 494 - *Ramularia ampelophaga* Pass. - *Phoma uvicola* Arcang. p. p., non B. & Br. Maculis seu pustulis sub-circularibus, sæpe confluentibus, baccarum epidermidem strataque corticalia occupantibus et arescendo indurantibus atque rufo- vel fuligineo-nigrificantibus, ad centrum (e conidiis exsistentibus) griseo- vel roseo-pruinosis; acervulis sub epidermide nidulantibus minutis dense gregariis, strato prolifero pulvinato minute parenchymatico, hyalino v. dilute fumoso, cellulis superficialibus vertice breve apiculato sporigeris; conidiis ex oblongo ellipsoideis v. ovoideis, 5-6  $\approx$  2 $\frac{1}{2}$ -3 $\frac{1}{2}$ , 2-guttulatis, hya-



linis, mox acervatim erumpentibus pustulæque superficiem conspergentibus.

*Hab.* in baccis plurium varietatum, præcipue fructu albo, *Vitis viniferae*, quas maculat, deformat, corrumpit in toto agro Veneto, copiosius in planitie, Aest. et Aut. 1877. Formam in foliis ramulisque *Vitis* degentem, a Passerinio descriptam, ipse quoque nuperius legi a *Selva* et a *Vittorio*, sed parcissime.

*Obs.* In iisdem *Glæosporii* pustulis quandoque observavi *Fusisporium Zavianum* Sacc. F. ital. t. 44 nec non *Tuberculariam ampelophilam* Sacc. Vaj. Vit. l. c. p. 494, utrumque probabiliter cum *Glæosporio* metagenetice conjunctum.

401. **Glæosporium Platani** (Mtgn.) Oud., *Fusarium Platani* Mtgn., *Fusarium nervisequum* Fckl.

*Hab.* in pag. inferiore foliorum Platani orientalis Patavii, Aestate 1876 et Aut. 1877.

*Obs.* Conidia obovato-pyriformia, 14–15 × 5–6, minute pluriguttulata, hyalina, basidiis filiformibus, 5–6 micr. lgs fulva.

402. **Glæosporium Fagi** West. Not. VII. p. 12. (ante 1859), Oudem. Mat. Myc. Néer. II. p. 29 t. X. fig. 15. *Glæosp. exsicans* Thm. Symb. Mycol. Austr. I. n. 7 (1877), non *Glæosp. Fagi* Fckl. Symb. App. I. 52 (1871), quod *Glæosporium Fuckelii* nomine jure meritoque salutandum.

*Hab.* in pag. inferiore foliorum Fagi sylvaticæ in Horto Patavino, Oct. 1877 (G. BIZZOZERO).

*Obs.* Maculæ subcirculares in foliorum pagina superiore fuscescentes, in pagina inferiore olivaceo-virentes. Acervuli minuti, prominuli, submellei. Conidia oblongo-ovoidea, rarius subrhombea, 15–20 × 7–8, minute 2–3-guttulata, hyalina, basidiis fasciculatis, cylindraceis, conidii dimidiam longitudinem subæquantibus, suffulva.

403. **Glæosporium Tiliæ** Oud. Mat. Myc. Néer. II. 31, t. X, f. 20.

*Hab.* in foliis Tiliæ grandifoliæ Patavii, Oct. 1876.

*Obs.* Conidia continua ovoideo-oblonga, 12-15  $\approx$  5-7, nubilose hyalina.

404. **Glœosporium Robergei** Dmz., Sacc. Fungi Ven. Ser. V. 202.

*Obs.* Conidia ellipsoideo-oblonga, 12-15  $\approx$  9, dilutissime fumosa.

405. **Glœosporium Orni** Sacc. Maculis variis arescendo subochraceis fusco-cinetis; acervulis subcircularibus epidermide (pseudo-perithecio) nigrificata, dein rimose (?) dehiscente velatis; conidiis oblongis utrinque acutatis, 7-8  $\approx$  3, stipitellatis, ad medium subconstrictis, 2-nucleatis, hyalinis.

*Hab.* in pag. super. folior. Fraxini Orni a *Co-volo*, Aug. 1874.

406. **Glœosporium Ribis** (Lib.) Mtgn. & Dmz., Sacc. M. V. n. 523 et F. Ven. Ser. V. 202.

*Obs.* Conidia oblonga, curvula, 10  $\approx$  5-6, apice subrostrata hyalina.

407. **Glœosporium paradoxum** (DNtrs) Fckl. Symb. p. 277. *Myxosporium paradoxum* DNtrs Micr. ital. II. 10.

*Hab.* in foliis Hederæ Helicis, socio statu ascoph. *Trochila Craterio*, (DC.) Fr., æstate 1877.

*Obs.* Acervuli succinei, epidermide velati, amphigeni. Conidia ovoidea, basi subtruncata, 8  $\approx$  5-6, hyalina, basidiis cylindraceutis, 12-15  $\approx$  6, fasciculatis, hyalinis suffulta.

408. **Glœosporium tineum** Sacc. M. V. n. 973. Maculis arescendo pallidis, variis; acervulis hypophyllis, subochraceis, epidermide velatis; conidiis cylindraceutis curvatis, 20-25  $\approx$  2 $\frac{1}{2}$ -3 $\frac{1}{2}$ , guttulatis hyalinis, basidiis filiformibus 15 lgs, fuscidulis suffultis.

*Hab.* in foliis Viburni Tini a *Selva*, Aug. 1876.

409. **Glœosporium Populi albæ** Dmz. XXIV Not. (1857) p. 3. - *Leptothyrium circinans* Fckl. - *Glœosporium Tremulæ* Pass. in Rabh. F. E. n. 1880 - *Gl. circinans* (Fckl.) Sacc. M. V. n. 966.

*Hab.* in pag. sup. foliorum Populi albæ a *Vitorio*, Oct. 1875.

*Obs.* Conidia cylindraceo-fusoidea, 12-14  $\approx$  2 $\frac{1}{2}$ -3, hyalina.

410. *Glœosporium cylindrospermum* (Bonord.) Sacc. M. V. n. 969. *Leptothyrium cylindrospermum* Bon., Fekl. Symb. 120.

*Hab.* in pag. superiore foliorum Alni glutinosæ a Selva, Oct. 1876.

*Obs.* Conidia cylindraceo-fusoidea 10-15  $\approx$  2 $\frac{1}{2}$ -3, recta v. leniter curva hyalina.

411. *Glœosporium Carpini* (Lib.) Dmz., Sacc. M. V. n. 524., F. Ven. Ser. V. 202.

*Obs.* Conidia cylindrica, falcata, 10-15  $\approx$   $\frac{1}{2}$ , hyalina.

\*\* *Marsonia* Fisch.: conidiis 1-septatis.

412. *Glœosporium Populi* (Lib.) Mtgn. & Dmz., Oud. Mat. Neer. II. 29, t. X, f. 17. - *Leptothyrium Populi* Lib. Ard. 257., Dmz. Pl. crypt. XIII Not. (1846) p. 67. - *Asteroma labes* Bk. - *Glœosporium labes* B. & Br., Cooke Hndb. 474. - *Glœosp. Berkeleyi* Mtgn. Ann. Sc. nat. 1849 XII. 296.

*Hab.* in pagina superiore foliorum Populi nigræ a Selva, Aug. 1877.

*Obs.* Conidia subpyriformia, 20  $\approx$  12, 1-septata, hyalina. - *Glœosporium Castagnei* Mtgn. Syll. 195 huic valde affine videtur.

413. *Glœosporium Juglandis* (Lib.) Mtgn. M.V. n. 522 (f. *Jugl. regia*) et n. 967 (f. *Jugl. nigra*), Fungi Ven. Ser. V. 202.

*Obs.* Conidia fusoidea, 20-25  $\approx$  5, incurva, apice subrostrata, 1-septata, hyalina.

414. *Glœosporium Potentillæ* Dmz. & Oud., *Phyllosticta Potentillæ* Dmz. (1847), *Leptothyrium Dryadearum* Dmz., *Septoria Potentillarum* Fekl., *Marsonia Potentillæ* Fisch in Rabh. F. E. n. 1857. - Stat. spermog. *Venturia Potentillæ* (Sow.) Sacc. M. V. n. 694.

*Obs.* Conidia oblongo-fusoidea, 22  $\approx$  8, falcata, apice subrostrata, 4-guttulata, hyalina.

415. *Glœosporium Thomasianum* Sacc. Fungi novi Magnus. n. 38.

*Obs.* Conidia ovato-oblonga, constricto-didyma 25-30  $\times$  12-15, hyalina.

416. *Glœosporium Pisi* (Lib). Oud. Contrib. mycol. I, 19 & 33., *Ascochyta Pisi* Lib., *Ascospora Pisi* Fckl., *Septoria Leguminis*  $\beta$  *Pisi* Kx.

*Hab.* in leguminibus Pisi sativi a Conegliano, Junio 1876 (SPEGAZZINI).

*Obs.* Conidia oblonga, 1-septato-didyma, 14-16  $\times$  6, hyalina.

417. *Glœosporium truncatulum* Sacc. M. V. n. 971. Maculis arescendo ochraceis, variis; acervulis gregariis hypophyllis e rotundo angulosis, fulventibus vix prominulis; conidiis obovoideis, 8-10  $\times$  4-5, 1-septatis, loculo superiore crassiore, inferiore truncato, viridulis.

*Hab.* in foliis languidis Aceris Negundinis a Conegliano, Majo-Junio 1876 (SPEGAZZINI), nec non Aceris campestris a Selva, Sept. 1877.

*Obs.* Suspicio speciem hanc eandem esse ac *Didymosporium Aceris* (Lib.) Mtgn. h. e. *Cheilaria Aceris* Lib. seu *Ascochyta Aceris* (Lib.) Fckl. Sec. Hoffm. Ind. 49 cum hac specie quoque synonyma sunt *Depazea Aceris* Dmz., *Dep. acericola* Dmz., *Sphaeria acericola* Duby; exemplaria vero et descriptio completa mihi desunt. *Phyllosticta destruens* f. *Negundinis* Thüm. F. A. n. 1284 (nec Dmz.) huc pertinet.

\*\*\* *Septoglœum*: conidiis 2-pluriseptatis.

418. *Glœosporium carthusianum* Sacc. M. V. n. 970, Fungi ital. tab. 86 et *Michelia* I. 93.

*Obs.* Conidia oblongo-cylindracea, 30  $\times$  9-12, 2-septata, hyalina.



# FUNGI COPROPHILI VENETI

AUCTORE

CAROLO SPEGAZZINI

PUGILLUS I.

## Pyrenomycetes.

SPHÆRIACEÆ Fr. em.

*Phæosporæ* Sacc.

Chætomium Kze.

1. *Chætomium comatum* (Tod.) Fr., Sacc. Myc. Ven. Spec. pag. 91. var. *helicotrichum*; a typo setis sursum circinatis recedit, quo caractere ad *Ch. murorum* Cda vergit.

*Hab.* in fimo vaccino a *Selva*, Oct. 1877.

2. *Chætomium stercoreum* Speg. Peritheciis dense gregariis v. hinc inde sparsis, superficialibus v. subimmersis, ovoideo-pyriformibus, undique setis strigosis, ad verticem longioribus atque densioribus vestitis, perithecii contextu laxo parenchymatico fuligineo; setis basi bulboso-incrassatis, primitus ubique muriculatis dein lævibus, remote septulatis, fuligineis sursum pallidioribus; ascis oblongo-ellipsoideis, apice acutato-rotundatis, deorsum stipitato-attenuatis, part. sporif. 60-70  $\approx$  16-22, stipite 40-50  $\approx$  7-8, octosporis; sporidiis limoniiformibus utrinque acutiuseulis, primitus 8-9  $\approx$  6-7, tandem 15  $\approx$  10, jugiter hyalinis, luce refracta centro dilutissime chlorino-nucleatis, lævibus.

*Hab.* in stercore canino udo a *Conegliano* et *Vittorio*, Sept. Oct. 1877.

*Obs.* Sporidiis jugiter hyalino-chlorinis species prædistincta et propter hoc a genere desciscens.

Sordaria Ces. & DNtrs.

\* Sporidiis exappendiculatis, muco obvolutis.

A. Sporidis monostichis v. submonostichis.

a. Ascis octosporis.

3. *Sordaria humana* (Fekl.) Awd., Wint. Sord. p. 21.  
*Sphaeria humana* Fekl. Rhen. n. 1801. *Hypocopra hu-*  
*mana* Fekl. Symb. Myc. 241.

*Hab.* in stercore humano putrescente a Conegliano, Aut. 1877.

*Obs.* Perithecia ovoideo-pyriformia, vertice acutata, inque ostiolum abrupte truncatum, umbilicatum desinentia, 280–380 diam., nunc subsolitaria, nunc dense gregaria, modo superficialia, modo semiimmersa, primitus ob hyphas conidiophoras velutino-cinerea, dein atrobique tuberculata; contextu membranaceo, laxe parenchymatico fuligineo, circa ostiolum densiore, atro. Asci cylindracei breve crassiuscule stipitati, initio apice rotundati, dein truncati, lumineque unifoveolato, octa, spori, 180–200  $\approx$  20–25. Sporidia monosticha, subsphaerica, v. ellipsoidea, 20–25  $\approx$  10–15, primo hyalina, dein fusco-flavida, tandem penitus opaco-fuliginea, guttulâ ocellatâ, majusculâ instructa, muco facillime solubili obvoluta – Hyphæ conidiophoræ (*Sporotrichum humanum*) perithecia juvenilia obtegentes, repentis, ramosæ confluentesque, 4 micr. cr., remote septulatæ dilute fuliginæ, hinc inde assurgentes apiceque conidia oblonga v. ovoidea, 6–7  $\approx$  5–6 $\frac{1}{2}$ , hyalina, raro 2-guttulata gerentes – In perithecorum vicinia observavi *Fusarii* speciem (an *Sordariæ* statum macroconidicum?), sic definiendam: *Fusarium rostratum* Speg. Acervulis minutis versiformibus, 80–100 micr. diam., superficialibus, dilute flavido-roseis; conidiis in sterigmatibus brevissimis (10–15  $\approx$  2–2 $\frac{1}{2}$ ) simplicibus ex hyphis repentibus fasciculatim oriundis, acrogenis, fusoideis, 2–3-septatis, non constrictis, 30–50  $\approx$  4 $\frac{1}{2}$ –6, loculo imo valde elongato rostriformi, e hyalino dilute aurantiacis.

4. *Sordaria fimicola* (Rob.) Ces. & DNtrs, Sacc. F. Ven. Ser. VI, p. 26. *Sphaeria equina* Fekl. Rhen. n. 1802. *Hypocopra stercoraria* Fekl. Symb. myc. 241. *Sordaria conferta* Awd. Mspt.

*Hab* in fimo vaccino, equino et canino a *Conegliano* et in leporino a *Selva*, Aut. 1876-77.

*Obs.* Perithecia subglobosa, vertice acutata, inque ostiolum breve crassumque desinentia, 300-360 cr. 400-450 alt., dense gregaria, primo immersa dein semiimmersa v. superficialia, hyphis raris repentibus cincta, lævia, atra, contextu parenchymatico, membranaceo, fuligineo, circa ostiolum densiore, atro. Asci cylindranei, apice vix attenuati, obtusiuscule rotundati, lumine uni-foveolati, 230-260  $\times$  25-28, breve crassiuscule stipitati pseudoparaphysibus raris obvallati, octospori. Sporidia monosticha, subsphaerica v. ellipsoidea, 30-32  $\times$  20-22, primo hyalina, dein sordide flava, tandem opace fuliginea, strato mucoso hyalino perexiguo facillime solubili obvoluta - Hyphæ conidiophoræ (*Sporotrichum fimicola*) perithecia juvenilia obducentes, ramoso-connexæ, 3-4 micr., remote septulatæ, dilute fuliginæ, hinc inde adsurgentes apiceque conidia oblongo-cylindranea, 15-16  $\times$  6, raro 2-guttulata, hyalina gerentes.

5. *Sordaria merdaria* (Fr.) Awd., Wint. Sord. p. 13. *Sphaeria merdaria* Fr. Elench. II. 100. *Coprolepa merdaria* Fekl. Symb. 240.

*Hab.* in fimo ovino exsiccato a *Conegliano*, Sept. 1877.

*Obs.* Perithecia totaliter immersa, majuscula, globosa, 700-800 diam., extus albido-grisea, subtomentosa, nucleo atro-fuligineo mucoso; ostiolo cylindraneo brevi matricis superficiem attingente et circum circa zona atra stromatica cincto. Asci cylindranei, apice obtusiuscule rotundati, 220  $\times$  25-32, subsessiles sinuosi, paraphytibus filiformibus remote septulatis, duplo longioribus obvallati, octospori. Sporidia oblongo-ellipsoidea, utrinque obtusiuscula, 36-10  $\times$  20-22, primo hyalina, dein sordide flava, tandem fuliginea (raro simulate 1-septata) strato hyalino mucoso persistente obvoluta.

\*\* Sporidiis appendiculatis, strato mucoso destitutis.

§ Ascis 4-8-sporis

A. Sporidiis monostichis v. subdistichis.

a. Ascis octosporis.

- 6 *Sordaria leucotricha* Speg. Peritheciis gregariis, superficialibus, globosis, 250-350 micr. diam., pilis longissimis, remote septatis, 3-4 micr. cr. oblongo-hyalinis obvolutis; ostiolo vix prominulo late pertuso; contextu tenui-membranaceo, parenchymatico, flavo-fuscidulo; ascis cylindraceutis apice obtuse rotundatis, brevis stipitatis, 210-220  $\times$  20-25, apophysatis, octosporis; sporidiis oblique monostichis subsphaericis v. ellipsoideis, 30-32  $\times$  18-28, late fuliginosis, crasse subhyalino-1-nucleatis, caudaque conicâ saepe curvulâ, 7-8  $\times$  5, auctis.

*Hab.* in ramulis putridis Sambuci nigræ a *Conegliano*, Sept. 1877.

7. *Sordaria lanuginosa* (Pr.) Sacc. Fung. Ven. Ser. VI. p. 26.

*Hab.* in caulibus ramisque putridis Helianthi, Saponariæ, Ulmi et Sambuci a *Selva et Conegliano*, aut. et æst. 1876 (SACCARDO & SPEGAZZINI).

*Obs.* Perithecia majuscula, globoso-conoidea, saepe curvula, vertice subtruncata, sordide griseo-tomentosa, superficialia. Asci cylindraceuti, 200-220  $\times$  25-26, apice obtuse rotundati, octospori; sporidia oblique monosticha, ovato-ellipsoidea, 40-50  $\times$  24, opace fuliginea, utrinque v. basi tantum caudâ hyalinâ deciduâ aucta.

8. *Sordaria curvula* de Bary, Sacc. Fungi Ven. Ser. VI. p. 26.

*Hab.* in fimo vaccino et equino a *Selva, Conegliano, Vittorio*, Aut. 1876-77.

*Obs.* Tuberculi perithecorum distincte papillati. Asci cylindraceuti longe stipitati, 180-200  $\times$  18-22, apice rotundati, octospori. Sporidia ellipsoidea, 22-25  $\times$  14, opace fuliginea, caudâ hyalinâ cylindricâ curvulâ aucta.



b. Ascis tetrasporis.

9. *Sordaria anserina* (Rabh.) Wint. Sord. 35., Sacc. F. Ven. V. p. 178. *Malinvernina anserina* Rabh. *Hypocopra anserina* Ces. in litt.

*Hab.* in stercore anserino nec non ovino, vaccino et equino a *Conegliano*, cuniculorumque a *Selva*, Aut. 1876-77, frequens.

*Obs.* Perithecia semiimmersa, majuscula, globoso-conoidea, hyphis repentibus conidiophoris basi cincta, verticeque setis rigidulis ex hyphis coalitis fuligineis instructa; contextu parenchymatico fuligineo, in forma *anserina* subcarbonaceo, in forma ovina et equina submembranaceo. Asci fusoideo-clavati part. spor. 160-180  $\approx$  30-32, stip. 110-115  $\approx$  8-9, tetraspori. Sporidia monosticha ovato-ellipsoidea, obtusiuscula, 40-42  $\approx$  24, opace fuliginea, caudâ hyalinâ, 35-5, donata.

B. Sporidiis distichis.

a. Ascis octosporis.

- 10 *Sordaria fimiseda* Ces. & DNtrs. Wint. Sord. p. 25. *Podospora fimicola* Ces., *Cercophora fimiseda* Fckl.

*Hab.* in fimo equino a *Colfosco* et vaccino a *Conegliano*, Sept. 1877.

*Obs.* Pulcherrima species. Perithecia superficialia ovoideo-conica, majuscula, undique pilis fuligineis sursum pallidioribus, 80-100  $\approx$  5, vestita; contextu membranaceo. Asci longiuscule stipitati, oblongo-fusoidei, apice acutiusculi, p. sp. 350-400  $\approx$  70-80, stip. 150-200 lgo. Sporidia octona plerumque disticha, interdum tamen deorsum monosticha, elliptico-ovata, 60-70  $\approx$  30-36, basi duabus caudis hyalinis ornata, altera cylindraceo-clavulata, 55  $\approx$  5, persistente, altera vero fusoidea tortuosa, 100  $\approx$  10, facillime decidua.

Quandoque cauda tertia in apice sporidiorum accedit, cylindraceo-circinata, 100-120  $\approx$  15, hyalina.

11. *Sordaria decipiens* Wint. Sord. p. 28. *S. lancisperma* Fckl. in litt.

*Hab.* in fimo vaccino a Conegliano et cuniculorum a Selva, Aut. 1877.

*Obs.* Perithecia semiimmersa v. immersa, quandoque hyphis fuliginosis, continuis, 4 micr. cr. cincta, ostiolo longe exerto. Asci oblongo-fusoidei, p. spor. 160–200  $\approx$  45–50, stipitati, stip. 80–100 lgo, vertice obtuse attenuati. Sporidia elliptico-ovoidea, 38–43  $\approx$  20–26 opace fuliginea, basi caudâ cylindro-clavulatâ, 40  $\approx$  8, lobulatâ instructa, apice caudiculis duabus, subliferis perfecte circinatis, indeque sæpius unicam simulantibus ornata.

12. *Sordaria coprophila* Ces. & DNtrs., Wint. Sord. p. 26. *Sphaeria coprophila* Fr. S. M. II. 342. *Hypoxyton coprophilum*. Fr. Summa 384, *Cercophora mirabilis* Fekl. Symb. myc. 245.

*Hab.* in fimo vaccino nondum exsiccato a Conegliano, Aut. 1876–77.

*Obs.* Asci longe stipitati, cylindræco-fusoidei, p. §. 150–180  $\approx$  20, stip. 80–100 lgo, vertice abrupte truncati, paraphysati, octospori. Sporidia disticha, ovata, 22–24  $\approx$  12–16, opace fuliginea, caudâ longâ, 40–50  $\approx$  5, ornata. Sporidia matura in ascis numquam vidi, sed semper cylindræca, 60–65  $\approx$  5, hyalina, quandoque extra ascos spurie 1-septata, talia tamen imperfecte matura.

§§ Ascis polysporis.

13. *Sordaria zygospora* Speg. Peritheciis gregariis superficialibus, v. basi fimo insculptis, ovato-pyriformibus 400–450 alt., 200–220 cr., in collum breve truncatum desinentibus, undique hyphis fuliginosis, 3 micr. cr. non septatis strigose vestitis; contextu parenchymatico atro-fuligineo; ascis cylindræcis, 300  $\approx$  40, deorsum longiuscule attenuato-stipitatis, vertice obtuse rotundatis, crassiuscule tunicatis, paraphysibus filiformibus obvallatis, duodecim-sporis; sporidiis distichis, ovato-ellipsoideis, basi truncatulis, 40  $\approx$  20–25, opace fuliginosis, interdum 1–2-guttatis, filamentis longissimis, 70–100  $\approx$  5–6, hyalino, vermiculari, subtortuoso, per paria longitudinaliter connexis.

*Hab.* in fimo vaccino vetusto udo a *Conegliano*, Sept. 1877, rarissime.

*Obs.* Forma prædistincta atque singularis, a ceteris deflectens. Filamentum quandoque utrinque fuscidulum.

14. *Sordaria plejospora* Wint. Sord. p. 29. *S. Langei* Fekl. in litt.

*Hab.* in fimo equino a *Colfosco* et cuniculorum a *Selva*, Sept. 1877.

*Obs.* Contextus perithecorum tenuissime membranaceus, fusco-fuliginus. Asci magni oblongo ovoidei, saccati, p. s.  $300 \approx 65-70$ , stipitati stip.  $100-110$ , lgo, apice attenuati,  $40-60$ -spori. Sporidia opace atro-fuliginea, ovoideo-limoniiformia,  $32-35 \approx 15-20$ , initio basi caudâ hyalinâ,  $15 \approx 5$ , aucta, apice appendiculâ deciduâ,  $45 \approx 7-8$ , donata, dein mutica.

15. *Sordaria setosa* Wint. Sord. p. 33.

*Hab.* in fimo vaccino et equino a *Conegliano* et *Colfosco* et cuniculorum a *Selva*, Sept. 1877.

*Obs.* Perithecia immersa e globoso pyriformia, majuscula in ostiolum crassum, breve et circum circa undique penicillato-setulosum producta. Asci fusoides-subnavigulares, in stipitem brevem attenuati, apiceque acutati,  $300 \approx 70-75$ , aparaphysati,  $100-128$ -spori. Sporidia ellipsoidea,  $25 \approx 15$ , opace fuliginea, caudis duabus deciduis hyalinis ornata, inferiore longissima,  $55 \approx 2\frac{1}{2}$ , superiore parvula,  $15 \approx 2\frac{1}{2}$ , curvulaque.

16. *Sordaria curvicolla* Wint. Sord. p. 34.

*Hab.* in fimo cuniculorum a *Selva*, Sept. 1877.

*Obs.* Asci ovato-saccati,  $250-300 \approx 100$ , vertice obtusati, basi breve crassoque attenuato-stipitati, paraphysati  $100-140$ -spori. Sporidia ellipsoidea,  $14-18 \approx 9-12$ , atro-cyanea dein opace fuliginea, caudâ minusculâ,  $10-15 \approx 2\frac{1}{2}, -3\frac{1}{2}$ , hyalinâ aucta.

### Rosellinia DNtrs.

17. *Rosellinia Winteriana* Speg. Peritheciis superficialibus v. basi tantum immersis, subglobosis, ostiolo parvulo conoideo, undique glabris,  $200-250$  micr. diam.;

contextu subcarbonaceo atro-fusco; ascis cylindræcis, vertice rotundatis,  $140 \approx 10-14$  (p. s.  $80-90 \approx 10-14$ , stip.  $50-60$  lgo) basi attenuato-stipitatis, paraphysibus subclavulatis obvallatis, octosporis; sporidiis oblique monostichis, ellipsoideis v. sæpius subnavicularibus,  $12-14 \approx 7-8$ , utrinque rotundatis, opace atro-fuligineis, guttulis.

*Hab.* in fimo ovino vetusto in pratis a *Conegliano*, Oct. 1877.

*Obs.* Etsi fimicola potius *Rosellinia* quam *Sordaria* videtur.

*Didymosporæ* Sacc.

### Sphærella Cès & DNtrs.

18. *Sphærella Karsteniana* Speg. Peritheciis superficialibus, v. basi tantum immersis, lenticularibus  $80-100$  micr. diam., membranaceis, ostiolo impresso pertusis, fuligineis, circa ostiolum nigricantibus; ascis oblongo-fusoideis, deorsum incrassatis,  $70-75 \approx 20$ , subsessilibus, vertice acutiuscule rotundatis crasseque tunicatis, aparaphysatis, octosporis; sporidiis di-polystichis, fusoideis,  $20-25 \approx 8$ , constricto-1-septatis, utrinque acutiusculis, 2-4-guttulatis, hyalinis.

*Hab.* in charta stercorata putrescente a *Conegliano*, Sept. 1877.

### Delitschia Awd.

19. *Delitschia Winteri* Plowr. Brit. Fung. in Grev. II. p. 188, t. 25, fig. 1.

*Hab.* in fimo vaccino a *Selva* et ovino a *Conegliano*, aut. 1877.

*Obs.* Perithecia semiimmersa, v. immersa, ostiolo cylindræceo, crassiusculo, curvulo, tuberculato, apice truncato. Asci cylindræcci, deorsum breve attenuato-stipitati,  $450 \approx 65-70$ , apice rotundati, paraphysibus septulatis hyalinis obvallati, octospori. Sporidia oblique monosticha, oblonga, constricto-1-septata,  $65-75 \approx 35$ , utrinque ro-



tundata, primo flava, dein opace fuliginea, strato gelatinoso crasso obvoluta.

*Phragmosporæ* Sacc.

**Sporormia** DNtrs.

20. **Sporormia minima** Awd. in Hedw. 1868, p. 66, t. I, fig. III. Karst. Mycol. Fenn. II. 110. Sacc. Fungi Ven. Ser. V. 176.

*Hab.* in fimo vaccino, ovino, equino a *Selva* et *Conegliano*, Aut. 1876-77.

*Obs.* Perithecia globoso-lenticularia semiimmersa, exigua. Asci cylindraceuti,  $80 \approx 20-22$ , subsessiles, deorsum abrupte breve attenuati, apice obtuse rotundati, octospori. Sporidia recte v. oblique disticha, cylindraceuta,  $36 \approx 6\frac{1}{2}-7$ , tetramera, in articulos  $7-8 \approx 6\frac{1}{2}-7$ , opace fuligineos facillime secedentia, strato gelatinoso exiguo obvoluta.

21. **Sporormia intermedia** Awd. in Hedw. 1868 p. 67, t. I, fig. IV. Karst. Myc. Fenn. II. 110, Sacc. Fungi Ven. Ser. V. 176.

*Hab.* in fimo equino, vaccino, asinino, ovino, caprino a *Selva*, *Conegliano*, *Fregona* &c. Aut. 1876-77.

*Obs.* Perithecia semiimmersa, globosa in ostiolum breve truncatumque producta. Asci cylindraceuti,  $115-125$   $15 \approx 17$ , deorsum breve attenuato-stipitati, apice rotundati, octospori. Sporidia disticha, cylindraceuta,  $42-45 \approx 6$ , tetramera in articulos,  $8 \approx 6$ , opace fuligineos facillime secedentia, strato hyalino obvoluta.

- \* **S. grandispora** Speg. Peritheciis immersis v. semiimmersis, globosis, ostiolo minuto conoideo instructis; ascis cylindraceutis, stipitatis, totis  $180-200 \approx 30-35$ , stipite  $35-40$  lgo apice rotundatis, crassiuscule tunicatis, apapophysatis, octosporis; sporidiis distiche v. oblique monostichis, cylindraceutis,  $60-65 \approx 12-15$ , tetrameris, opace fuligineis strato hyalino crassiusculo obductis, mox in articulos subcuboideos,  $15 \approx 12-15$  secedentibus.

*Hab.* in fimo ovino vetusto a *Selva* et *Conegliano*, Sept. 1877.

22. *Sporormia lageniformis* Fckl. Symb. myc. 242 et Fung. rhen. n. 2270.

*Hab.* in fimo ovino a *Conegliano* et caprino a *Fregona*, Aut. 1877.

*Obs.* Perithecia immersa, ovoideo-pyriformia, ostiolo ad medium valde obeso apiceque coarctato exerto, fructus *Lagenariæ* exacte æmulantia. Asci cylindraceuti deorsum longiuscule attenuato-stipitati, apice obtusiusculi, 180–210 × 18–20, quandoque medio dehiscentes atque sporidia dejicientes. Sporidia cylindraceuta, 45–46 × 7–8, tetramera, opace fuliginea, strato hyalino exiguo obducta, mox in articulos, 10–11 × 8 secedentia.

23. *Sporormia gigaspora* Speg. Peritheciis penitus immersis, majusculis, in ostiolum brevissimum truncatumque matricis superficiem attingens desinentibus; ascis cylindraceutis deorsum breve attenuato-stipitatis, 210–230 × 45–50, apice obtuse rotundatis, paraphysibus septato-torulosis crassis obvallatis, octosporis; sporidiis distichis v. monostichis, cylindraceutis, 95–100 × 22»25, primo flavis dein opace fuligineis, strato hyalino crassissimo obvolutis, tetrameris, in articulos, 25–30 × 20–25, subcuboideos, extimos vero conoideos mox secedentibus.

*Hab.* in fimo ovino vetusto in pratis a *Conegliano*, et a *Fregona*. Sept. 1877.

24. *Sporormia gigantea* E. Ch. Hansen Fungi fimic. danic. p. 16 cum icone.

*Hab.* in fimo ovino vetusto in pratis udis a *Conegliano*, Sept. 1877.

*Obs.* Perithecia majuscula, superficialia ovoideo-pyriformia, in collum breve acutiusculum attenuata. Asci cylindraceuti deorsum breve attenuato-stipitati, 300–350 × 55–60, apice acutiuscule rotundati, paraphysibus filiformibus remote septulatis obvallati, octospori. Sporidia disticha, cylindraceuta, 130–160 × 25–30, tetramera, opace fuliginea, strato hyalino crasso obvoluta, loculis oblongo-cylindraceutis, 35–40 × 25–30, extimis conoideis.

*Dictyosporæ* Sacc.

**Pleospora** Rabh.

25. **Pleospora pallida** Sacc. & Speg. Peritheciis sparsis, primo tectis dein erumpenti-superficialibus, lenticularibus, diam. 150-200 micr., ostiolo minuto subimpresso; contextu laxo parenchymatico fuligineo, circa ostiolum obscuriore; ascis obclavatis 70-110  $\approx$  35-55, sursum attenuato-rotundatis, subsessilibus, vertice crasse tunicatis, aparaphysatis, octosporis; sporidiis elliptico-fusoideis, 45-50  $\approx$  20, distichis v. subtristichis 5-septato-muriformibus, ad septa vix constrictis, loculis guttulatis, dilutissime chlorinis.

*Hab.* ad folia putrida Plantaginis lanceolatæ fimo suino obvoluta a *Selva*, Sept. 1877.

**Hypocreaceæ** DNtrs.

**Nectria** Fr.

26. **Nectria Pezicula** Speg. Peritheciis gregariis, innato-erumpentibus, primo sphaeroideis, tandem umbilicato-pezizoideis, rubro-aurantiacis, extus præcipue basi hyphis conidiophoris vestitis 200-250 microm. diam., ostiolo latiuscule pertuso; contextu tenuiter celluloso, roseo; hyphis strigoso-anastomosantibus, 3-4 micr. cr. rubro-fuscis, hinc inde adsurgentibus atque conidia ellipsoidea, 5-7  $\approx$  3, hyalina 2-guttulata gerentibus; ascis cylindræis 55-65  $\approx$  7-8 $\frac{1}{2}$  deorsum breve attenuato-stipitatis, sub apice initio (more generis) coarctatis, dein truncatis, aparaphysatis, octosporis; sporidiis distichis v. raro oblique monostichis, 1-septatis, ad septum non v. vix constrictis, utrinque acutiusculis, 12-14  $\approx$  3 $\frac{1}{2}$ -4, 4-guttulatis, hyalinis.

*Hab.* in charta stercorata putrescente in umbrosis herbosis a *Conegliano*, Sept. 1877.

*Obs.* *Nectriellæ charticolæ* Fckl. affinis, a qua ostiolo concolore nec fusco et sporidiis fere dimidio angustioribus præ ceteris dignoscitur.

**Discomycetes** \*)**Ascobolus** Pers.

27. **Ascobolus furfuraceus** Pers. Syn. p. 676. Karst. Fenn. I. 76. Fekl. Symb. mycol. p. 286, Sacc. Michel. I. 69.

*Hab.* in fimo vaccino et equino a *Conegliano, Vittorio, Selva*, Aut. 1876-77.

*Obs.* Asci cylindraneo-clavati, deorsum longe attenuato-stipitati, apice rotundati subtruncati, 140-150  $\approx$  20-22, paraphysibus filiformibus, septulatis obvallati, octospori. Sporidia oblongo-ellipsoidea, 28-32  $\approx$  14, disticha v. oblique monosticha, primo violacea, dein vinoso-fuliginea, longitudinaliter ramosae striatula, mucro obvoluta.

28. **Ascobolus macrosporus** Crouan Ann. Sc. nat. 1857 VIII t. 4. f. B. Fekl. Symb. mycol. p. 286.

*Hab.* in fimo vaccino, equino putrescente a *Conegliano, Selva*, Aut. 1877.

*Obs.* Asci oblongo-ovati, deorsum brevissime attenuato-stipitati, 150-200  $\approx$  50, octospori, paraphysibus filiformibus, guttulatis duplo longioribus obvallati. Sporidia inordinate disticha, elliptico-ovata, 50-55  $\approx$  28-30, primo aemene violacea, dein fuliginoso-vinosa, sublevia.

29. **Ascobolus immersus** Pers. Syn. p. 677. Fekl. Symb. Mycol. p. 286.

*Hab.* in fimo vaccino et equino a *Selva, Conegliano, Vittorio*, Aut. 1877.

\*) Discomycetes coprophilos a me observatos generice ita distinguo:

+ Ascis 4-8-sporis.

\* Sporidiis coloratis, ovatis, continuis.

**Ascobolus** Pers. Sporidiis inasco liberis.

**Saccobolus** Boud. Sporidiis inasco proprio arcte inclusis.

\*\* Sporidiis hyalinis, ovatis, continuis.

**Ascophanus** Boud. Ascomatibus glabris v. puberulis, non tamen setosis, villo basilari carentibus.

**Humaria** Fekl. Ascomatibus setigeris, villo basilari carentibus.

**Pyronema** Carus. Ascomatibus subglabris, villo arachnoideo insidentibus.

++ Ascis polysporis.

**Pezizula** Karst em. Sporidiis hyalinis.



*Obs.* I. Asci elliptico-ovati, sessiles, 200-230  $\times$  60-65, sursum acutiuscule rotundati, sæpius tetraspori, paraphysibus duplo longioribus, guttulatis obvallati. Sporidia elliptica, maxima, 60-70-80  $\times$  30-40, primo amœne violacea, dein læte fuliginea longitudinaliter recte 2-3-striata, strato mucoso crassissimo obvoluta.

*Obs.* II. Hujus formæ exemplaria sæpe cum *Ascob. macrosporo* commixta observavi, præterea ejusdem ascos 2-4-6-sporos variare nec non sporidia magnitudine ludere vidi. An ergo bona species, vel tantum varietas *Ascob. macrospori*, ut quidam malunt?

30. *Ascobolus viridis* Curr., Karst. Myc. Fenn. I. 77.

*Hab.* ad terram humidam Horti Patavini, Junio 1877 (SACCARDO).

*Obs.* Asci cylindraceo-clavati, breve stipitati, apice rotundati, 180  $\times$  20. p. sporif. 110 lga, paraphysibus filiformibus, guttulatis obvallati, octospori. Sporidia disticha, ovata, 25  $\times$  16, rugoso-striatula, initio 1-guttata, hyalina, tandem pure fuliginea (non violacea). Ascomata olivaceo-virentia.

### Saccobolus Boud.

31. *Saccobolus Kerverni* Boud., E. Ch. Hans. F. fmic. dan. t. VI fig. 22. *Ascob. Kerverni* Cr., Fckl. Symb. myc. p. 287.

*Hab.* in fimo vaccino et equino a *Selva*, sylva *Montello*, *Conegliano*, *Vittorio*, Aut. 1877.

*Obs.* Asci ovato-cylindracei, sursum obtuse rotundati, deorsum brevissime crassiuscule stipitati, 85-95  $\times$  30-35, in basidiis cylindraceis, apice subincrassatis, 45-50  $\times$  6-8, acrogenis, paraphysibus, filiformibus, 5 cr., granulosis viridulis obvallati. Glomeruli sporidiorum sacco inclusi, cylindraceo-ellipsoidei, 45-50  $\times$  20; sporidiis subnavicularibus, 18-20  $\times$  10, utrinque rotundato-truncatulis, primo violaceis, dein amœne vinoso-fuligineis.

32. *Saccobolus Hansenianus* Speg. Ascomatibus primo conoideis, durissimis, flavo-viridulis, vertice atrovinoso,

dein applanatis undique flavo-viridulis sed disco ob ascos exsistentes brunneo-punctato; ascis amplis saccatis elliptico-fusoideis, deorsum brevissime stipitatis, apice truncatis,  $180-210 \approx 67-75$ , basidiis cylindraceutis, vix clavulatis,  $40-45 \approx 10-12$ , suffultis, paraphysibus filiformibus viridulis obvallatis; glomerulis sporidiorum elliptico-ovatis,  $85-90 \approx 30$ , sacculo crassissimo inclusis; sporidiis ovato-ellipsoideis, inæquilateralibus, utrinque rotundato-truncatis,  $35-40 \approx 25$ , primo opace violaceis, dein intense fuliginis.

*Hab.* in fimo vaccino et equino in umbrosis herbis a *Conegliano*, Oct. 1877, raro.

### Ascophanus Boud.

33. **Ascophanus granulatus** (Bull.) Speg. *Peziza granulata* Bull. Cooke Mycogr. II. t. 59. *Ascobolus granulatus* Fekl. Symb. 287.

*Hab.* in fimo vaccino udo a *Selva* (Saccardo) et a *Conegliano*, Aut. 1877.

*Obs.* Asci cylindraceuto-clavati, deorsum longe stipitato-attenuati, apice rotundati,  $190-200 \approx 16-18$ , octospori. Sporidia oblongo-elliptica,  $18-20 \approx 10-11$ , utrinque obtusiuscule rotundata, disticha v. sæpius inordinata.

34. **Ascophanus granuliformis** (Cr.) Boud., *Ascob. granuliformis* Cr., Fekl. Symb, p. 288. *Peziza granuliformis* Karst. Fenn. I. 50.

*Hab.* in fimo vaccino et equino et cuniculorum a *Selva*, *Colfosco* et *Conegliano*, Sept. Oct. 1877.

*Obs.* Asci oblongo-cylindraceuti, deorsum attenuato-stipitati, apice acutiuscule rotundato-truncatuli,  $140-150 \approx 18-20$ . Sporidia monosticha v. disticha, ovato-ellipsoidea,  $18-20 \approx 9-11$ , hyalina.

35. **Ascophanus nitidus** (Fekl.) Speg., *Ascob. nitidus* Fekl.

*Hab.* in fimo vaccino et equino a *Conegliano*, *Colfosco* et *Vittorio*, Aut. 1877.

*Obs.* Asci cylindraceuti, deorsum breve et oblique at-

tenuato-stipitati, apice obtuse rotundati, 90-115  $\times$  15-20, paraphysibus asco longioribus, sursum clavulato-circinatis obvallati. Sporidia, oblongo-ellipsoidea, utrinque obtusiuscule rotundata, 16-17  $\times$  8-11, nucleum ocellatum foventia, hyalina.

36. **Ascophanus carneus** (Pers.) Boud., *Ascob. carneus* Pers. *Peziza carnea* Karst., Sacc. Mich. I. 70. *Leucoloma carnea* Rehm. — f. **minor** Sacc.

*Hab.* in fimo vaccino nondum putrescente a *Conegliano* Oct. 1876.

*Obs.* Asci clavato-cylindraceuti, deorsum attenuato-stipitati, apice obtusiuscule rotundati, 110-115  $\times$  8-10, paraphysibus filiformibus sursum clavulatis rubellisguttulatis obvallati. Sporidia oblongo-ellipsoidea, 18-20  $\times$  8-10, utrinque obtusiuscula, hyalina.

37. **Ascophanus cinereus** (Cr.) Boud. *Ascob. cinereus* Cr., Fekl. Symb. mycol. p. 288., Cooke Hndb. p. 731.

*Hab.* in fimo vaccino nondum putrescente a *Colfosco*, Sept. 1877.

*Obs.* Asci oblongo-clavati, saccati, deorsum vix attenuati, sessiles, apice acutato-rotundati, crassiuscule tunicati, 180-200  $\times$  25, paraphysibus continuis, sursum clavulatis curvulisve obvallati. Sporidia ellipsoidea, 18  $\times$  10, in parte superiore ascorum mono-di-polysticha, conglomerata, eguttulata, hyalina.

### Humaria Fekl.

38. **Humaria diversispora** (Fekl.) Speg. *Ascob. diversosporus* Fekl. Symb. Mycol. p. 289.

*Hab.* in fimo vaccino putrescente a *Conegliano*, Sept. 1877, rarissime.

*Obs.* Ascomata viridulo-testacea, campanuliformia, sessilia, undique setis hyalinis ornata: setulis unicellularibus, e basi bulbillosa acutissimis, crasse tunicatis. Asci saccato-cylindraceuti deorsum in stipitem filiformem brevem abrupte attenuati, apice obtuse rotundati, 150-180  $\times$  30-38, aparaphysati (?). Sporidia inordinate monosticha, oblongo-ellipsoidea, utrinque obtusa, 22-26  $\times$  12-15, eguttulata, hyalina.

39. *Humaria pulcherrima* (Cr.) Speg., *Ascobolus pulcherrimus* Cr., Fckl. Symb. mycol. p. 289. *Peziza pulcherrima* Cooke Mycogr. fasc. II, t. 39.

*Hab.* in fimo vaccino subputrescente in herbosis a *Conegliano, Vittorio, Sept., Oct. 1877.*

*Obs.* Ascomata rubra, extus setulosa; setulae, cuspidatae, 150–180  $\approx$  12–14, parce septulatae, pallide fuscae. Asci cylindranei, deorsum attenuato-stipitati, apice rotundati, dein dehiscendiae causa truncati, 160–170  $\approx$  40, paraphysibus simplicibus bifidisve clavulatis obvallati, octospori. Sporidia ovoideo-elliptica, disticha v. submonosticha, 30–32  $\approx$  16, eguttulata, hyalina.

40. *Humaria stercorea* (Pers.) Fckl., Sacc. Mycol. Ven. Spec. p. 166.

*Hab.* in fimetis et terra stercorata in agro Patavino.

### Pyronema Carus.

41. *Pyronema subhirsutum* (Schum.) Fckl. Symb. myc. 320, Sacc. Fungi Ven. Ser. V. p. 184 et Mycoth. Ven. n. 732.

*Hab.* in stercore humano putri in locis umbrosis argilaceis a *Conegliano, in sylva Montello Aut. 1876-77.*

*Obs.* Ascomata cylindraneo-globosa, superne applanata, sessilia, flavo-aurantiaca, v. subviridula, undique pilis ornata et villo insidentia, contextu parenchymatico, subviridulo, pilis unicellularibus, clavulatis, 120–130  $\approx$  6–8, pariter viridulis. Asci cylindranei deorsum longissime attenuato-stipitati, apice truncato-rotundati, p. s. 110  $\approx$  12–15, stip. 120  $\approx$  8, paraphysibus filiformibus continuis sursum clavulatis obvallati, octospori. Sporidia oblique monosticha oblongo-ellipsoidea, 22–24  $\approx$  10–11, eguttulata, hyalina.

42. *Pyronema araneosum* Speg. Cupulis gregariis, sessilibus, in sicco patellari-applanatis, udis sphaeroideis, dilute aurantiacis, undique pilis pallidis araneosis vestitis byssoque tenui albido insidentibus; contextu celluloso tenui-membranaceo, flavo-fuscidulo; setulis filiformi-cuspidatis crebris, 110–120  $\approx$  8, fumose hyalinis, 1-cellularibus,



crassiuscule tunicatis; ascis crasse cylindraceo-fusoideis, deorsum longe attenuato-stipitatis, apice primo rotundatis, dein dehiscentiæ causa truncatis, 160–180  $\approx$  26–30 (in f. *canina*: 100–120  $\approx$  24–26) paraphysibus filiformibus, clavulatis, septulatis, obvallatis, octosporis; sporidiis in ascorum parte superiore plerumque distichis, sphaericis v. sphaeroideis levibus faretis, hyalinis, 15  $\approx$  14–15, (in f. *canina*: 11–12  $\approx$  10).

*Hab.* in stercore humano et canino in umbrosis a *Conegliano* Sept. 1877.

*Obs.* Sporidiis sphaericis in ascorum parte superiore distichis facile dignota species. Cum gen. *Crouania* Fckl. sporidiis globosis convenit, sed indumento recedit.

### Pezizula Karst. em.

43. **Pezizula crustacea** (Fckl.) Karst. Mycol. Fenn. I. 81, *Ascobolus crustaceus* Fckl. (1866), *A. myriaedus* Karst. (1866.), *Ascobolus lei* Cr. (1867). *A. poly-sporus* Awd. (1868).

*Hab.* in fimo vaccino et equino a *Conegliano*, *Selva*, et in sylva *Montello*, Aut. 1877.

*Obs.* Ascii ovoidei, deorsum abrupte et brevissime attenuato-stipitati, apice obtuse rotundati, 90–110  $\approx$  25–28, paraphysibus filiformibus septulatis obvallati, 60–64-spori. Sporidia ellipsoidea, 10  $\approx$  5, polysticha, eguttulata, hyalina.

44. **Pezizula Pelletieri** (Cr.) Speg., *Ascobolus Pelletieri* Cr. Finist. p. 56., Fckl. Symb. 288. *A. Solms-Laubachii* Rabh.

*Hab.* in fimo equino putrescente in umbrosis a *Conegliano* Oct. et Dec. 1877.

*Obs.* Ascomata primo globosa, dein patellaria, candidissima, vel dilute cinereo-rosea,  $\frac{3}{4}$ – $1\frac{1}{4}$  mill. diam. Ascii cylindraceo-clavati, deorsum attenuati, breve stipitati, apice obtuse rotundati, 200–300  $\approx$  50–55, 30–32-spori. Sporidia tetrahexasticha, elliptico-fusiformia, 30–35  $\approx$  18–20, utrinque acutiuscule rotundata, crassiuscule tunicata, hyalina.

# FUNGI VENETI

NOVI VEL CRITICI

VEL MYCOLOGIÆ VENETÆ ADDENDI

AUCTORE

**P. A. SACCARDO**

## SERIES VIII. \*)

### *Menomycetæ.*

1. *Marasmius glabellus* Peck. XX Rep. of New-York Mus. p. 66. Thes. Mycoth. Univ. N. 505 - f. minor Sacc. M.V. n. 1107. A typo recedit statura paulo minore lamellisque pallidioribus.

*Hab.* in ramentis foliis &c. dejectis a Selva, Sept. 1877.

*Obs.* Basidia oblongo-clavata, 15-20  $\times$  4-5, monospora (?); sporæ sphaericæ, 4-5 micr. diam., 1-guttulatae, hyalinæ - Icon Floræ danicæ tab. 1551 fig. 1. (*Marasmii androsacei*) melius speciem præsentem sistit quam verum *M. androsaceum* Fr.

2. *Stereum* (Apus) *Boltonii* Sacc. M. V. n. 1113, *Corticium cinereum* f. *reflexum* & *resupinatum* Sacc. M.V. n. 404-405, et Fungi Ven. Ser. V. 165. Pileis effusis, reflexisque, sæpius aggregatis, ochraceo-fuscis, tomentosus, marginè albicante, undulato; hymenio, sordide ochraceo-cinereo, minutissime velutino, denique rimuloso; hymenii setulis cylindræis, obtusiusculis 1-2-cellularibus, 50-100  $\times$  5-6, ferrugineis; sporis oblongo-ovoideis, 6-8  $\times$  3-4, hyalinis.

\*) Hæc Series sistit fungos novos v. criticos in Centuriis VIII-XIII (pr. p.) Mycothecæ Venetæ editos et nondum libris meis mycologicis tractatos.

*Hab.* in truncis emortuis variis, e. g. Robiniæ Salicis &c. a *Selva, Padova, Majo 1877.*

*Obs.* An huc pertineat *Corticium Boltonii* Fr. Hymen. Europ. p. 647 (Bolt. Fung. t. 166 fig. d?) judicare nescio.

3. *Corticium* (*Lejostroma*) *incarnatum* (Per.) Fr., Sacc. Mycol. Ven. p. 64. — f. *Platani orientalis* Sacc. M.V. n. 1110.

*Hab.* in ejusdem cortice duriore a *Padova, Martio 1877.*

*Obs.* Sporæ, subglobosæ, 7–8 micr. diam., nubilosæ, fere ut in *Hyphodermate roseo* (Pers.) Fr., M.V. n. 1077. Cl. Fuckel in Symb. mycol. p. 27 sporas multo minores (diam. 4. micr.) in hac species indicat; an duo fungi diversi uno nomine confusi?

### Gasteromycetæ.

4. *Lycoperdon hyemale* Bull., Vitt. Monog. Lycop. n. 13 t. II. f. 5. Sacc. M. V. n. 1103. *L. gemmatum* Fr. Sacc. Mycol. Ven. p. 71. p. p.

*Hab.* in herbosis a *Selva, Padova, &c. autumnio 1873–77.*

*Obs.* Flocci filiformes, parce ramosi, tenuiter septati, hinc inde noduloso-sporigeri v. basidia subovata, 15–20 ≈ 8–12, gerentes, *subhyalini*. Sporæ globosæ, 2½–3 micr. diam. leves, olivaceæ, guttulam hyalinam foventes. Peridii basis sterilis eximie *laxe cellulosa*.

5. *Lycoperdon polymorphum* Vitt. Monogr. Lycop. n. 8. t. II. fig. 8, Sacc. M. V. n. 1104. *L. furfuraceum* Schæff. Fungi t. 294. *L. capæforme* Bull.

*Hab.* in pratis a *Selva, Augusto 1877.*

*Obs.* Flocci filiformes, leves, intricati subcontinui, *fuliginici*. Sporæ globosæ 2½–3 micr. diam. olivaceo-fuliginæ, guttulam hyalinam foventes. Peridii basis sterilis *floccoso-stipata*, nec cellulosa. Novo generi *Globariæ* Quelet adscribenda species.

## Hypodermeæ.

6. *Geminella melanogramma* (DC.) Magn., Fisch. v. Waldh. Ustilag. p. 44 n. 108, Sacc. M. V. n. 1154.

7. *Uromyces Anthyllidis* (Grev.) Schröt. in Hedw. 1875 p. 162, Sacc. M.V. n. 1141.

*Hab.* in foliis *Anthyllidis Vulnerariæ*, a *Conegliano*, Oct. 1877, plerumque uredospora (SPEGGAZZINI).

8. *Puccinia alsophila* Sacc. M.V. n. 1130. Acervulis hypophyllis, alte pulvinatis, compactis, nigricantibus; uredosporis.... teleutosporis ovato-ellipsoideis, 40-45  $\approx$  25, utrinque rotundatis, constricto-1-septatis, tunica levi, vertice leniter incrassata, 2-nucleatis, fulgineis, pedicellis filiformibus, prælongis, 80-90  $\approx$  5-6, æqualibus, hyalinis.

*Hab.* in insula veneta *di Malamocco* in foliis *Francæ pulverulentæ*, Julio 1877 (Doct. A. CHIAMENTI).

*Obs.* A *Puccinia Frankenæ* Cda longe differt et in serie *Pucc. macrostylæ* Bagnis adnumeranda videtur.

9. *Puccinia Sonchi* Rob. & Dmz., Oudem. Mat. Mycol. Neerl. II. 37, Sacc. M.V. n. 1131.

*Hab.* in foliis *Sonchorum* in Horto botanico Patavino, Oct. 1877.

*Obs.* *Melampsoram* simulat non tantum ob consistentiam et colorem acervulorum sed ob cystidia clavata, 40-60  $\approx$  25, atro-cinnamomea quandoque spurie 1-2-septata, dense circa soros stipata et tunc *Melampsoræ* teleutosporas æmulantia. *Pucciniæ* hujusce teleutosporæ apud nos plerumque biloculares, ovato-oblongæ, 40-45  $\approx$  25, leniter constrictæ, utrinque obtuse acutatae, stipiteque brevi, 8-10  $\approx$  8 suffultæ, dilute ochraceæ.

10. *Æcidium Plantaginis* Ces. in Herb. Crypt. ital. Ser. I. n. 247, Sacc. M.V. n. 1144.

*Hab.* in foliis *Plantaginis lanceolatae a Conegliano*, Aprili 1877 (SPEGGAZZINI).

11. *Æcidium Centaureæ* DC. f. *C. nigrescentis* Sacc. M.V. n. 1145.



*Hab.* in foliis ejusdem a *Conegliano*, æstate 1877 (SPEGAZZINI).

12. *Æcidium Leucanthemi* DC., Sacc. M.V. n. 1146.

*Hab.* in foliis *Chrysanthemum Leucanthemi* a *Conegliano*, æstate 1877 (SPEGAZZINI).

13. *Æcidium Aristolochiæ* Rabh., Sacc. M.V. n. 1147.

*Hab.* in foliis *Aristolochiæ Clematidis* a *Padova*, Majo 1877 (BIZZOZERO).

14. *Æcidium Cyparissiæ* DC. Fl. fr. II. 249., Sacc. M.V. n. 1149.

*Hab.* in foliis *Euphorbiæ Cyparissiæ* in colibus *Euganeis*, Apr. 1877 (BIZZOZERO).

15. *Æcidium Tussilaginis* Sacc. M. V. n. 993 (sub *Myxosporio*). Maculis epiphyllis, initio aurantiacis, tandem nigricantibus; acervulis immerso-prominulis, initio croceis; spermatis ovoideis 9-10  $\approx$  8, granulosis, hyalinis, in basidiis filiformibus fasciculatis catenulatim impositis.

*Hab.* in pag. superiore foliorum *Tussilaginis Farfaræ*, socio et contrapposito *Æcidio Tussilaginis* in sylvâ *Montello*, Aug. 1876.

### Phycmycetæ.

16. *Cystopus Portulacæ* (DC.) dBy, Sacc. M. V. n. 143 - Status oogoniophorus Sacc. M.V. n. 1117.

*Hab.* in foliis *Portulacæ oleracæ* a *Selva*, Sept. 1877.

*Obs.* Fungillus, folio luci objecto, optime conspicitur. Oosporæ globosæ, 45-50 micr. diam., eximie reticulatæ, atrofuliginæ, sporangio (oogonio) hyalino sphaerico primitus inclusæ. Cfr. dBy in *Hedw.* III. p. 141.

17. *Peronospora Viciæ* (Bk). dBy. f. *Orobi* Schröt., Sacc. M.V. n. 1120.

*Hab.* in foliis *Orobi verni* a *Conegliano*, vere 1877 (SPEGAZZINI).

*Obs.* Sæpe adsunt oogonia, quæ ipse, ob habitum alienum, perperam nomine *Protomyctis reticulati* descripsi. Cfr. *Michelia* I. 13 et *Fung. ital.* t. 102.

18. *Peronospora Dipsaci* Tul., de By Peron. in Hedw. III. p. 137. Sacc. M. V. n. 1122.

*Hab.* in foliis *Dipsaci sylvestris a Conegliano*, æstate 1877 (SPEGAZZINI).

19. *Synchytrium plantagineum* Sacc. & Sp. in Sacc. M. V. n. 1125. Tuberculis amphigenis hinc inde dense gregariis, granuliformibus, initio ochraceo-rufis, dein nigricantibus; sporangiis (?) sphaericis 110–130 micr. diam. flavo-ochraceis, anhisto-tunicatis, guttulis oleosis flavicantibus magnitudine variis foetis.

*Hab.* in foliis *Plantaginis lanceolatae a Conegliano*, Majo 1877. (SPEGAZZINI).

*Obs.* Etsi incomplete cognitum, tamen *Synchytrio Succisæ* dBy & Wor. (Sacc. M.V. n. 1124) cognatum videtur.

### Pyrenomycetæ.

20. *Apiosporium? Melampyri* Sacc. M.V. n. 1095. Peritheciis hypophyllis, gregariis, sphaericis, diam. 35–45 micr., superficialibus, rugulosis, nitidulis, nigris, hyphis parvis hyalinis septulatis basi cinctis, nucleo....; perithecii contextu parenchymatico fuligineo.

*Hab.* in pag. inf. foliorum *Melampyri arvensis* languidorum, sociis *Sphaerotheca* et *Coleosporio* in sylva *Montello*, Oct. 1876.

*Obs.* An huc pertinet *Perisporium vagans* Dmz.?

21. *Rhaphidophora ulnospora* (Cooke) Sacc. M.V. n. 1160., *Sphaeria ulnaspora* Cooke Hndb. p. 900.

*Hab.* in caule putrescente *Ballotæ nigræ a Selva*, Sept. 1877.

*Obs.* Perithecia globoso-compressa, tandem collabescendo umbilicata, breve papillata. Asci cylindraceo-clavati, 130–150 × 12, breve noduloso-stipitati, octospori. Sporidia bacillaria vehementer fracti-flexa, 120–130 × 5, 4-articulata, articulis apicibus subincrassatis, 3–4-septatis, flavida – *R. compressa* Rehm, Asc. n. 189 ab hac differt peritheciis minoribus, sporidiis rectiusculis, non nodulosis (fere *geoglossideis*) &c.

22. *Leptosphaeria* (*Leptosphaerella*) **marginalis** Sacc. M. V. n. 1162. Follicola; maculis oblongis, linearibusve marginalibus, candidis, fusco-limbatis; peritheciis plerumque epiphyllis, punctiformibus, lenticularibus, 100 micr. diam., ochraceo-fuliginis, laxe cellulosis, poro amplo pertusis; ascis cylindraco-clavatis,  $60 \approx 10$ , breve noduloso-stipitatis, apice rotundatis, paraphysibus filiformibus spuriis obvallatis, 8sporis; sporidiis distichis oblongo-fusoideis, leniter curvis, utrinque obtusiusculis,  $20 \approx 4-5$ , 3-septatis, ad septum medium constrictis, e hyalino viridulis.

*Hab.* in foliis Albizziae Julibrissin adhuc vivis a Vittorio Oct. 1877.

23. *Sphaerella* **Bellona** Sacc. sp. nov. Maculis arescendo dealbatis, sinuosis, epiphyllis; peritheciis punctiformibus remotiusculis, lenticularibus, pertusis; ascis oblongo-clavatis apice rotundatis,  $60 \approx 15$ , paraphysatis, 8sporis; sporidiis distichis inaequaliter didymis, utrinque obtusiusculis,  $18-20 \approx 6-6\frac{1}{2}$ , 4-guttulatis hyalinis.

*Hab.* in foliis languidis Pyri communis a Selva, aut. 1873-74, socia *Phyllosticta pyrina* Sacc. F. V. ser, VII. 134. ejusdem spermogonio.

*Obs.* A *Sphaerella Pyri* Awd. Sph. 11 t. III. f. 34 ascis sporidiisque (non  $27-31 \approx 4$ ) crassioribus et diverse efformatis statim dignoscitur. Propius ad *Sphaerellam crassam* Awd. accedit.

24. *Physalospora* **euganea** Sacc. Peritheciis dense gregariis, subcutaneis, globoso-depressis, 130-150 micr. diam., pertusis; contextu parenchymatico fuliginoso; ascis cylindraco-clavatis,  $80-100 \approx 17-18$ , apice tunica integra, rotundatis, brevissime crasse stipitatis, paraphysatis, 8sporis; sporidiis distichis oblongo-fusoideis, utrinque obtusiusculis,  $20-25 \approx 8$ , leniter curvulis, initio strato tenui mucoso obductis, intus granulosis, hyalinis.

*Hab.* in ramulis emortuis Spartii juncei in colle Venda (Euganei), Oct. 1877 (Bizzozero).

25. *Anthostomella* **appendiculosa** (B. & Br.) Sacc. M. V. n. 1190. *Sphaeria appendiculosa* B. & Br.,



*Rebentischia appendiculosa* Sacc. Fungi Veneti, Ser. V. 177.

*Hab.* in sarmentis Rubi fruticosi a Selva et Conegliano Aut.

*Obs.* Præeunte clariss. NISSL in litt. hanc speciem ad gen. *Anthostomellam* duco. Re vera ipse quoque, etsi rarius, sporidia ovata, continua, 15-16  $\approx$  5-6, fuliginea vidi. Descriptio mea l. c. et icon Curreyi (Simpl. Sph. fig. 97) sporidia immatura sistunt. In his modo 3-4 guttulæ minores, modo unica major inest.

26. *Sphærella Maydis* Pass. in Rabh F. E. n. 1851 et in Just Bot. Jahresb. 1874 p. 319.

*Hab.* in foliis emortuis et putrescentibus Zeæ *Maydis* in agro Tarvisino, aut. 1867.

27. *Sphærella Alni* (Fckl.) Sacc. *Stigmatea Alni* Fckl. Symb. 97.

*Hab.* in foliis adhuc vivis *Alni glutinosæ* a Conegliano, Iunio 1876-77 (SPEGAZZINI).

*Obs.* Maculæ foliorum epiphyllæ, subcirculares, dilute fuliginæe. Perithecia superficialia, immo facile secedentia, globulosa, pertusa, contextu *tenui, laxiuscule* parenchymatico, fuligineo, basi hyphulis brevibus fuligineis cincta. Asci subfusoides v. obclavati, basi breve attenuati, 50-60  $\approx$  12-15, *aparaphysati*, 8spori. Sporidia disticha 15-16  $\approx$  7, obovata, constricto-1-septata, loculo superiore crassiore, inferiore acutiore, 4-guttulata e hyalino dilute luteola. Characteribus cursive impressis species hæc *Sphærellæ* potius quam *Stigmateæ* adscribenda videtur.

28. *Microthyrium Smilacis* DNtrs Micr. it. Dec. IV. f. 4. Erb. critt. it. n. 94.

*Hab.* in sarmentis emortuis *Smilacis Alpini* in Horto Patavino, Febr. 1876, rarius.

29. *Gnomonia vulgaris* Ces. & DNtrs Schema p. 232 - *Sphæria Gnomon* Tode Meckl. fig. 125.

*Hab.* in foliis dejectis *Coryli Avellanæ* a Padova, Dec. 1877.

*Obs.* Asci fusoides, basi attenuati, 35-38  $\approx$  5-6, 8spori. Sporidia bacillari-fusoidea, 15-16  $\approx$  1-1½ leniter curva, 4-guttulata, hyalina.



30. *Didymosphæria cladophila* Niessl Neue Kernp. p. 199. Sacc. M. V. n. 1161.

*Hab.* in ramulis emortuis *Cytisi nigricantis* in sylva *Montello*, Sept. 1877.

*Obs.* Asci cylindrici, 80–90  $\times$  5–6, apice rotundati, paraphysati, 8spori. Sporidia oblique monosticha, didyma, 10  $\times$  5–6, utrinque rotundata, loculo superiore leniter crassiore.

31. *Didymosphæria effusa* Niessl Neue Kernp. p. 130. Sacc. M. V. Cent. XIII.

*Hab.* in caulibus mortuis *Cucurbitæ Peponis a Conegliano*, Dec. 1877 (SPEGAZZINI).

*Obs.* Asci cylindraceuti, breve stipitati, 70–80  $\times$  10–12, spurie paraphysati, 8spori. Sporidia monosticha, v. partim disticha, didyma, 14  $\times$  6, leniter constricta, 4-guttulata, hyalina. Perithecia epidermide cinerascence v. subnigricante velata.

32. *Ceratostoma graphioides* Sacc. M. V. Cent. XIII.

Peritheciis superficialibus, hinc inde dense aggregatis, maculasque atras velutinas sistentibus, globosis, in rostrum cylindraceutum, 250–300  $\times$  30, apice fimbriatum productis, basi hyphulis cinctis; peritheciis contextu distincte parenchymatico, tenui, melleo-fuligineo; ascis ovoideis, 20  $\times$  15, sessilibus, mox evanidis, aparaphysatis, 8sporis; sporidiis conglobatis sphæroideo-ellipticis, utrinque subtruncatis, 5–5½  $\times$  3½–4½, cinereo-fuligineis, nucleato-farctis, non guttulatis, denique protrusis et perithecia conspergentibus.

*Hab.* in ligno putrescente *Juglandis regię a Padova*, Dec. 1877 (BIZZOZERO).

33. *Ceratostoma Jani-collinum* Sacc. & Sp. Peritheciis

superficialibus, gregariis, globosis, atris, basi hyphis hyalinis cinctis, in rostrum cylindraceutum, 300–350  $\times$  30, apice longe et hyalino-penicillatum productis; contextu peritheciis parenchymatico, rostri prosenchymatico rufo-fuligineo; ascis obovatis, 55  $\times$  35, subsessilibus; sporidiis e globoso cuboideis 7–8 diam., fuligineis.

*Hab.* in caule putri (*Lappæ?*) *a Conegliano*, (Collis Jani), Apr. 1877, raro (SPEGAZZINI).

34. *Trichosphæria nobilis* Sacc. & Sp. Perithecijs superficialibus, sparsis gregariisque globulosis, conico-papillatis, nigris, setulis filiformibus, obtusiusculis, rigidulis, continuis, fuliginéis sursum pallidioribus undique vestitis; ascis cylindræis, breviuscule subnoduloso-stipitatis, apice rotundatis,  $70-80 \approx 8-10$ , aparaphysatis, tetrasporis; sporidiis recte v. oblique monostichis, ellipsoideis, utrinque obtusis, 2-guttulatis,  $14-17 \approx 8$ , e hyalino chlorinis.

*Hab.* in fragmentis ligneis Lauri nobilis vix putrescentibus, a *Conegliano*, Apr. 1877 (SPEGAZZINI).

*Obs.* Inter perithecia adsunt fasciculi hypharum (setulis perithecii similium) e ganglio stromatico (perithecio incipiente?) oriundis, forte statum conidicum sistentes: sed conidia huc usque non vidimus.

35. *Massaria macrospora* (Dmz.) Sacc., *M. epiphegea* Riess. in Fres. Beitr. 61 t. VII fig. 35-40. *Sphæria macrospora* Dmz. *Cucurbitaria macrospora* Ces. & DNrs.

*Hab.* in ramis corticatis Fagi sylvaticæ in sylva *Cansiglio*, Oct. 1874, soc. st. conid. *Coryneo macrosporo* Bk. h. e. *Sporidesmium vermiforme* Riess.

*Obs.* Sporidia oblongo-fusoidea,  $45-50 \approx 15$ , initio didyma, subhyalina, *strato gelatinoso* obvoluta, tandem 3-septata, ad septa constricta, dilute fuliginea. Typus oscillans sed *Massariæ* propinquior.

36. *Massaria bufonia* (B. & Br.) Tul. Carp. II. 237. Cooke Hndb. 846. *Sphæria bufonia* B. & Br., Curr. Simpl. Sph. t. 59 fig. 102.

*Hab.* in ramis corticatis quercinis a *Colfosco*, Aug. 1877 (SPEGAZZINI) — Pulcherrima species!

37. *Teichospora anceps* Sacc. Perithecijs ligno adnatis, corticeque initio velatis, dein secedente liberatis, hinc inde aggregatis, globosis,  $\frac{1}{2}-\frac{3}{4}$  mill. diam., distincte obtusiuscule papillatis, atris, nitidulis, solidiusculis; ascis cylindricis breve stipitatis, apice rotundatis,  $120 \approx 10$ , paraphysibus filiformibus obvallatis, 8sporis; sporidiis oblique monostichis, oblongo-ellipsoideis, utrinque acutiusculis, rectis,  $18-20 \approx 8-9$ , 3-septatis, muriformibusque, ad septum medium constrictis, fuliginéis.

*Hab.* in ramulis emortuis *Cytisi radiati* ad Arco (Trentino), Sept. 1874, rarius.

*Obs.* Species vere anceps, nam fere æquo jure ad *Cucurbitariam* v. *Fenestellam* duci posset. Sæpe quoque adest st. pycnid. *Diplodiam ancipitem* sistens: peritheciis duplo minoribus, erumpentibus, aggregatis, papillatis, nigris; stylosporibus oblongis, 10–12  $\approx$  5, constricto-1-septatis (rariss. loculo altero 1-septato, sed non constricto) fuliginosis.

38. **Ditopella Vizeana** Sacc. & Sp., *Nectria caulina* Cooke Fung. Brit. Ser. II. n. 479 (lecta a Rev. J. E. VIZE in *Forden*). Peritheciis gregariis, globoso-depressis,  $\frac{1}{4}$ – $\frac{1}{3}$  mill. diam., epidermide sæpe cinerascens, dein fissâ, velatis, nigris; ostiolo exiguo obtuso; peritheciis contextu distincte parenchymatico, atro-fuliginosis; ascis cylindraco-clavatis, breviuscule stipitatis, 110–115  $\approx$  15–18, apice crassiuscule tunicatis, obtuseque rotundatis, aparaphysatis, polysporis; sporidiis (30–50) polystichis, fusoidis, utrinque obtusiusculis, rectis v. leniter inæquilateralibus, 15–18  $\approx$  4 $\frac{1}{2}$ –5 $\frac{1}{2}$ , pluriguttulatis v. nubiosis e hyalino dilute olivaceis.

*Hab.* in ramulis *Buxi* sempervirentis emortuis a Colfosco, Apr. 1877 (SPEGAZZINI).

*Obs.* Epitheton «caulina» adhibere non potui quia *Buxus* frutex est, ergo *caules* non gerit.

39. **Othia Cratægi** Fckl. Symb. myc. App. I p. 19.

*Hab.* in ramis corticatis *Cratægi Oxyacanthæ* a Vittorio, Oct. 1873, sociis *Diplodia Cratægi* Fckl. et *Phoma*.

*Obs.* Ascis cylindracois, 180–200  $\approx$  14, breve stipitati, apice rotundati, parce paraphysati, 8spori. Sporidia oblique monosticha, ellipsoideo-oblonga, constricto-1-septata, 25–27  $\approx$  12–14, sæpe 2-guttulata, fuliginosa. Sæpe adest status spermogonicus *Phomam Cratægi* sistens: peritheciis erumpentibus, subglobosis, irregularibusve, nucleo albo; spermatis minutissimis oblongis, 4  $\approx$  1 $\frac{1}{2}$ , hyalinis.

40. **Lophiostoma gregarium** Fckl. Symb. Myc. 158. Sacc. Fung. Ven. ser. V. 177.



\* *L. pachysporum* Sacc. M. V. n. 1157. Peritheciis immersis v. semiimmersis, globulosis, ostiolo minuto conico-compresso; ascis cylindraceo-clavatis, 120-150  $\times$  18-20, apice rotundatis, breve stipitatis, paraphysatis, octosporis; sporidiis monostichis, v. subdistichis, ovato-oblongis, curvulis v. rectis, utrinque obtusiusculis, 25-30  $\times$  12-16, 6-10-septato-muriformibus, initio amœne flavis, guttulatis, dein fuliginis, ad septum medium distincte, ad cetera obsolete constrictis.

*Hab.* in ligno indurato abietino a *Vittorio*, Oct. 1877, socio *Lophiostomate compresso* (Pers.) Ces. & DNtrs.

41. *Diaporthe* (Tetrast.) *Castaneti* Nke Pyr. Germ. p. 320. Sacc. M. V. Cent. XIII.

*Hab.* in ramulis emortuis *Castaneæ vescæ* a *Conegliano*, Dec. 1877 (SPEGAZZINI).

*Obs.* Asci fusoides, aparaphysati, 70-80  $\times$  10, 8spori. Sporidia disticha, fusoides, constricta, tenuiter 1-septata, 15-18  $\times$  4-5, utrinque obtuse attenuata, recta v. curvula, 4-guttulata, hyalina.

42. *Thyridium pulchellum* Sacc. & Sp. M. V. Cent. XIII.

Stromate eutypeo effuso, ligni superficiem nigrificante; peritheciis ligno immersis globosis, diam.  $\frac{1}{3}$ - $\frac{1}{2}$  mill. diam., nigris, ostiolo minuto vix prominente; contextu perithecii laxiuscule parenchymatico, fuligineo; ascis cylindraceis, 100  $\times$  15-16, apice rotundatis, breve crasse stipitatis, paraphysibus longioribus, filiformibus obvallatis, tetrasporis; sporidiis recte v. suboblique monostichis, oblongo-ellipsoideis, 30-38  $\times$  15-18, utrinque rotundatis, initio 1-septatis, olivaceis, dein 6-8-septatis, denseque muriformibus, ad septa non constrictis, multiguttulatis, fuliginis.

*Hab.* in ligno putrescente *Catalpæ syringifoliæ* a *Conegliano*, Oct. Dec. 1877 (SPEGAZZINI).

*Obs.* Species pulcherrima, distinctissima. De sensu generis cfr. «*Michelia*» I. p. 50.

43. *Xylaria* (*Xylodactyla*) *Arbuscula* Sacc. M. V. n. 1192.

Gregaria, fasciculata, arbusculiformis, atra; stipitibus gracilibus, cent.  $1\frac{1}{2}$ - $2\frac{1}{2}$  alt., mill.  $1\frac{1}{2}$ -2 cr., adscendentibus,



tomentosis; clavulis (conidiophoris) attenuatis, sæpe compressis, apice albicantibus (conidiis nondum visis), clavulis pyrenophoris teretibus, apice breviter sed acute cuspidatis,  $\frac{1}{2}$ -1 cent. lgs., 1-1 $\frac{1}{2}$  mill. cr., initio longitudinaliter cinereo-rivulosis, tandem, ob perithecia, depresso tuberculatis; peritheciis globosis immersis, vix  $\frac{1}{2}$  mill. diam. papillulatis; ascis cylindraccis longiuscule stipitatis, p. s. 80  $\approx$  8-10, stip. 30-40 lgo, apice rotundatis, aparaphysatis, 8spor. ; sporidiis oblique monostichis, oblongo-fusoideis, 14-16  $\approx$  5-7, curvulis, 1-2-guttatis, initio hyalinis, dein cinereis, tandem atro-fulgineis.

*Hab.* in cistis ligneis putrescentibus muscosis Orchideas tropicales hospitantibus in calidario Horti LEVI a Treviso, Aug. 1877.

*Obs.* A *Xyl. Hypoxylo* (L.) Grev., *X. cupressiformi* (Mich.) Becc. et pluribus exoticis satis diversa.

**Hyponectria** Sacc. nov. gen. Perithecia simplicia, tecta, contextu nectriaceo molli, laxe parenchymatico. Asci octospori, initio sub apice (more nectriaceo) leniter coarctati. Sporidia ovata v. oblonga, continua, hyalina.

44. **Hyponectria Buxi** (DC.) Sacc. M. V. n. 1191. *Sphaeria Buxi* DC. Cfr. Sacc. Fungi Ven. Ser. VI. 51. Obs. III.

*Obs.* Asci cylindracci 80-90  $\approx$  10-12; sporidia oblonga utrinque acutiuscula, 16-18  $\approx$  6-7, granulosa, hyalina. Perithecia, folio luci objecto, punctula subdiaphana simulant. Hujus speciei formam in foliis *Quercus Ilicis* Patavii, Dec. 1877 legit G. BIZZOZERO.

**Cesatiella** Sacc. nov. gen. (*Hypocreaceæ*) Perithecia ligno immersa, molliuscula, succinea, stromate obsoleto limitata, globosa, papillulata. Asci paraphysati, octospori. Sporidia majuscula, fusoidea, falcata, pluriseptata, hyalina.

*Obs.* Novum genus, ill. professori lib. bar. V. CESATI dicatum, peritheciis nectriaceis endoxyllis, sporidiisque fusariiiformibus distinctum.

45. **Cesatiella australis** Sacc. & Sp. Peritheciis immersis, globosis,  $\frac{1}{2}$  mill. diam., ostiolo brevissimo ligni superficiem vix infuscatam attingente; contextu perithecii

obsolete celluloso, molliusculo, succineo, dein collabente; ascis cylindraceis, breve stipitatis, 95-105  $\approx$  12, apice acutiuscule rotundatis, tunicâ integrâ, paraphysibus filiformibus guttulatis obvallatis, 8sporis; sporidiis distichis, fusioideis, arcte falcatis, 40-45  $\approx$  5, utrinque obtusiusculis, distincte 3-septatis, non constrictis, hyalinis.

*Hab.* in ramis emortuis Oleæ europææ a *Conegliano*, Apr. 1877 (SPEGAZZINI).

46. *Calonectria pyrrochlora* (Awd.) Sacc. *Nectria pyrrochlora* Awd. in Rabh, F. E. n. 1234. Rehm Asc. n. 40.

*Hab.* in rimis suberis ad ramulos Aceris campestris a *Conegliano*, Martio 1877 (SPEGAZZINI).

*Obs.* Asci fusioideo-elongati, 70  $\approx$  15, apice acutiuscule subtruncati, aparaphysati, 8spori. Sporidia disticha, oblongo-fusioidea, 22-30  $\approx$  8, utrinque obtusiuscula, recta v. curvula, 4-nucleata, rarius pluriguttulata, dein 3-septata, ad septum medium vix constricta, hyalina.

47. *Calonectria macrospora* Sacc. & Sp. Peritheciis sparsis, erumpentibus, v. semierumpentibus, fibrisque corticalibus obvelatis, globoso-conoideis, vertice subtruncatis, croceo-aurantiacis; contextu molliusculo, parenchymatico concolore; ascis elongato-clavatis, apice rotundatis lumineque initio coarctato, deorsum attenuato-stipitatis, p. s. 110-120  $\approx$  30, paraphysibus filiformibus obvallatis, 8sporis; sporidiis di-tristichis, fusioideis, 50-65  $\approx$  12-15, leniter curvis, 7-8-septatis, ad septum medium leniter constrictis, grosse 8-9-guttulatis, hyalinis.

*Hab.* in cortice emortuo Vitis viniferæ a *Conegliano*, Aut. 1876 (SPEGAZZINI).

*Obs.* Ab affini *Calon. Daldiniana* DNtrs. Recl. Pi-ren. in Comm. critt. II. 477 differt peritheciis profundius insculptis, corticolis, non collabescentibus &c.

48. *Calonectria minuscula* Sacc. & Sp. Peritheciis globulosis, subsuperficialibus, hyalino-roseis,  $\frac{1}{8}$  mill. diam. basi hyphulis parcis vestitis, ostiolo crassiusculo, truncato, pertuso; ascis fusioideo-cylindraceis, sub apice initio contractis, basi attenuatis, 40  $\approx$  7-8, aparaphysatis, tetrasporis; sporidiis fusioideis v. subclavatis, utrinque

obtusiusculis, curvulis, 15-16  $\approx$  3-3 $\frac{1}{2}$ , 4-nucleatis (v. granulosis) hyalinis.

*Hab.* in foliis subputrescentibus *Cryptomeriæ japonicæ a Susegana*, Martio 1877 (SPEGAZZINI).

*Obs.* *A Calon. erubescente* (Dmz.) et *Calon. luteola* (Dmz.), quibus affinis, differt peritheciis fere duplo minoribus, e hyalino roseis, ascis tetrasporis, ostioliis crassiusculis &c.

49. **Phyllachora Cynodontis** Niessl Notiz. Pyr. p. 54. Rehm Asc. n. 377. *Phyll. Graminis* f. *Cynodontis* Sacc. M.V. n. 230 et in Rabh. F. E. n. 2241.

*Hab.* in foliis *Cynodontis Dactyli a Selva, Padova*, 1875-76; Venetiis *al Lido* (MAGNUS).

50. **Robergea unica** Dmz. XIV Not. p. 177-179 (1847). *Tuberculostoma lageniformis* Sollm., *Ostropa cubicularis* Fekl., non *Sphæria cubicularis* Fr.

*Hab.* in ramulis emortuis *Loniceræ Xylostei a Colfosco*, Martio 1877, rarissime (SPEGAZZINI).

*Obs.* Perithecia horizontaliter ampulliformia. Asci cylindrici longissimi, apice rotundati, 260-300  $\approx$  6-7, deorsum attenuati, aparaphysati; sporidia (octona?) filiformia 200  $\approx$  1, minutissime guttulata, hyalina.

51. **Lophodermium caricinum** (Dmz. & Rob.) Duby. *Hysterium caricinum* Dmz. & Rob.

*Hab.* in foliis *Caricis glaucæ a Susegana*, Aug. 1877 (SPEGAZZINI).

*Obs.* Asci clavati, deorsum attenuati basi que nodulosi, 70-80  $\approx$  6-8, paraphysibus filiformibus simplicibus bifidisve, apice circinatis obvallati, 8spori. Sporidia bacillari-filiformia, 45-50  $\approx$  1, rectiuscula, minutissime guttulata, hyalina.

52. **Hysterium** (*Gloniopsis*) **Moliniaë** DNtrs Recl. Piren. ital. in Comm. Soc. critt. ital. II. 491, Sacc. M. V. n. 1176.

*Hab.* in culmis vaginisque *Triticorum a Congliano*, æstate 1877 (SPEGAZZINI).

*Obs.* Asci oblongo-cylindraceuti, 50  $\approx$  15, apice rotundati, basi brevissime stipitati, 8spori. Sporidia disticha, oblonga, 12-15  $\approx$  5-6, utrinque obtusiuscula, constricto-



3-septata, 4-guttulata, hyalina - *Hysterio Typhæ*. Eckl. Symb. App. II. p. 327 et *H. minimo* Sacc. affine.

### Discomycetæ.

53. *Hyalopeziza carneola* Sacc. M. V. n. 1196. Gregaria, brevissime stipitata, pallida, disco concaviusculo carneo v. subaurantiaco, usque  $\frac{1}{2}$  mill. diam., extus, præcipue margine, velutina, pilis apice subincrassatis, subyalinis; ascis cylindræis,  $40 \approx 5$ , brevissime stipitatis, 8sporis, paraphysibus (?) cylindræis, sursum cuspidatis, 70-80  $\approx 6$  obvallatis; sporidiis minutissimis, cylindræis, v. clavulatis, rectis curvulisve, 5-6  $\approx 1$ , hyalinis.

*Hab.* in foliis putrescentibus *Molinia* cœruleæ a *Conegliano*, æstate 1877 (SPEGAZZINI).

*Obs.* Cum *Pez. deminuta* Rob. & Dmz., *P. patenti* Fr., *P. Caricis* Dmz., *P. rosea* Rehm pluribus notis convenit, tamen diversa videtur.

54. *Trichopeziza Aranea* (DNtrs.) Sacc. M.V. Cent. XIII. *Peziza Aranea* DNtrs. Micr. ital. Dec. I. n. 1.

*Hab.* in capsulis dejectis putrescentibus *Castaneæ* vescæ, præcipue ad parietes interiores, a *Conegliano*, Jan. 1873 (SPEGAZZINI).

*Obs.* Cupulæ sessiles, minutæ apertæ, candidæ, extus hyphis hyalinis, flexuosis longiusculis undique vestitæ, excipulo præsenchymatico hyalino. Ascii oblongo-clavati, brevissime noduloso-stipitati, 35-40  $\approx 5\frac{1}{2}$ -6, paraphysibus filiformibus longioribus (50-55  $\approx 1$ ) obvallati, octospori. Sporidia disticha oblonga, 7-8  $\approx 2$ -3, utrinque obtusiuscula, hyalina.

55. *Pseudopeziza Cerastiorum* (Wallr.) Schröt. F. Siles. exs. n. 52. *Peziza Cerastiorum* Wallr. Fl. Crypt. Germ. 465. *Trochila Cerastiorum* DNtrs. Discom. in Comm. critt. I. p. 320.

*Hab.* in foliis languidis *Stellariæ* mediæ a *Conegliano*, Jan. 1877 (SPEGAZZINI).

*Obs.* Ascii clavati, breve crassiuscule stipitati, apice acutati, 60-70  $\approx 7$ -8, paraphysibus filiformibus, quandoque bifidis, 80  $\approx 2$ -3, obvallati, 8spori. Sporidia fu-



soidea v. subclavulata, 14-15  $\times$  3-3 $\frac{1}{2}$ , 2-guttulata, nubilose hyalina. Contextus excipuli laxè parenchymaticus, atro-fuliginèus.

56. *Pyrenopeziza hysterina* Sacc. M. V. n. 1195. Cupulis erumpentibus, scutellaribus, sessilibus,  $\frac{1}{4}$ - $\frac{1}{3}$  mill. diam., glabris, subcoriaceis, siccis compresso-clausis, udis apertis, nigris, disco cinerascente; excipulo solidiusculo, fuliginèo, parenchymatico, ad marginem prosenchymatico; ascis cylindræis, apice rotundatis, 70  $\times$  10, breve stipitatis, paraphysibus filiformibus obvallatis, 8sporis; sporidiis subfusoidèis, curvulis, 18  $\times$  4, sæpius 4-guttulatis, hyalinis.

*Hab.* in culmis vaginisque *Molinia* cœruleæ putrescentibus a *Susegana*, Aug. 1877 (SPEGAZZINI).

*Obs.* *Pezizæ melatephræ* Lasch & forte *Trochilæ diminuenti* Karst. affinis videtur.

57. *Cryptodiscus atrovirens* (Fr.) Cda Icon. fung. II. 37 fig. 130, Sacc. M.V. n. 1199., *Stictis atrovirens* Fr. Scler. n. 278 (non vidi).

*Hab.* in ligno indurato *Paulownia* imperialis a *Vittorio*, Oct. 1877 (SPEGAZZINI).

*Obs.* Asci cylindræo-clavati, breve stipitati, 65-75  $\times$  14-16, apice rotundati, paraphysibus filiformibus apice ramulosis et materie viridescente obductis obvallati, octospori. Sporidia botuliformia, curvula, utrinque obtusiuscula, 15-22  $\times$  5-6, 3-septata, non constricta, hyalina. In *Friesii* S. M. et *Sunma Veg. Scand.* hæc species omissa est; an ex oblivione, an consulto? Sensu *Karstenii* (*Mycol. Fenn.* I. p. 21) generi *Stictidi* adscribenda est, sed hoc nomen alio sensu sumit *De Notaris*, alioque *Fuckel*.

### Sphæropsidæe

58. *Diplodia Taxi* (Sow.) DNtrs, *Sphaeria Taxi* Sow. *Sphæropsis Taxi* Bk., Sacc. M.V. n. 999.

*Hab.* in foliis *Taxi* baccatæ dejectis a *Padova*, Oct. 1876 (BIZZOZERO).

59. *Diplodia Rhois* Sacc. M.V. n. 1021. Peritheciis

gregariis vel hinc inde aggregatis, epidermide pustulata tectis, tandem erumpentibus, globosis, papillatis, nigris; stylosporibus oblongis, constricto-1-septatis, 20-22  $\times$  8-10, fuliginosis.

*Hab.* in ramis emortuis Rhois glabræ, jam cultæ, in sylva Montello, Oct. 1876, sociæ *Botryosphaeria Bérengeriana* DNtrs.

60. *Diplodia sarmentorum* (Fr.) Dmz., Fr. Summa Veg. Scand. 417, Sacc. M. V. n. 1022.

*Hab.* in sarmentis emortuis Menispermica canadensis, in Horto Patavino, Apr. 1876.

*Obs.* Stylosporæ didymæ, 25-30  $\times$  14, fuliginosæ.

61. *Diplodia Paliuri* Becc. Erb. critt. ital. ser. I. n. 1290, Sacc. M.V. n. 1023.

*Hab.* in ramulis Paliuri aculeati emortuis a Vittorio, Conegliano, Aut. 1875-76.

62. *Diplodia Alni* Fekl. Symb. mycol. 395, Sacc. M.V. n. 1024.

*Hab.* in ramis emortuis Alni glutinosæ a Selva, Nov. 1873.

63. *Diplodia smilacina* Berk., Sacc. M.V. n. 1027.

*Hab.* in sarmentis Smilacis Alpini emortuis in Horto Patavino, Apr. 1876.

*Obs.* Stylosporæ breves, didymæ, 20  $\times$  14, fuliginosæ.

64. *Diplodia Castaneæ* Sacc. M. V. n. 1028. Peritheciis gregariis, lignicolis, superficialibus, globulosis, papillulatis, atris; stylosporibus oblongis constricto-1-septatis, 18-20  $\times$  9-10, fuliginosis. — var. *corticola*: peritheciis subtectis, corticolis; ceterum non diversa.

*Hab.* in ramis decorticatis Castaneæ vescae a Padova, Sept. 1875 (BIZZOZERO), var. a Conegliano, Aut. 1876 (SPEGAZZINI).

65. *Diplodia syriaca* Sacc. M.V. n. 1202. Peritheciis plerumque caespitoso-aggregatis, tectis, dein, epidermide fissa, semierumpentibus, globoso-depressis, obtuse papillatis, nigerrimis, corticeque nigricante exceptis; contextu crassiusculo sed laxo parenchymatico, fuliginoso; stylosporibus oblongis, initio stipitellatis, continuis, 25  $\times$  10-11

nubilose hyalinis, tandem constricto-1-septatis, 20-24  
 × 8-10, fuscis.

*Hab.* in ramis corticatis Hibisci syriaci a Padova, Febr. 1877.

*Obs.* Probabiliter status pyenidicus *Botryosphæriæ Bèrengerianæ* DNtrs.

66. *Diplodia atrata* (Dmz.) Sacc. M.V. n. 1204., *Sphæria atrata* Dmz. Not. IX. p. 15 (1842). *Diplodia Negundinis* Thüm. Exsicc., *D. Aceris* v. *Negundinis* Thüm. F. A. n. 1289., *Sphæria Negundinis* Opiz (1852) sec. Thüm.

*Hab.* in ramis *Aceris Negundinis* emortuis a Padova Apr. 1877.

*Obs.* Stylosporæ ovato-oblongæ, constricto-1-septatæ, 22-25 × 12, opace fuliginæ.

67. *Diplodia pinea* (Dmz.) Kx. Flandr. I, 397, Sacc. M.V. n. 1205, *Sphæria pinea* Dmz., *Sporocadus pineus* Dmz. secundum Kx.

*Hab.* Perithecia globoso-papillulata, erumpentia. Stylosporæ oblongæ, 35-40 × 16-18, stipitellatæ, initio continuæ, luteolæ, dein 1-septatæ, vix constrictæ, fuliginæ.

68. *Diplodia caricina* Sacc. M.V. n. 1206. Peritheciis gregariis, globosis, innato-erumpentibus, atris, ostiolo conoideo parum emergente; stylosporibus obovoideis, 25 × 15, diu continuis, fuliginis.

*Hab.* in foliis emortuis *Caricis japonicæ* in Horto Patavino, vere 1877 (BIZZOZERO).

69. *Diplodia Corchori* (Dmz.) Flandr. I. p. 399. Sacc. M. V. Cent. XIII. *D. Kerriæ* Berk. sec Kx.

*Hab.* in ramulis *Kerriæ japonicæ* a Selva, Aut. 1875 a Padova. Dec. 1877.

*Obs.* Stylosporæ didymæ utrinque rotundatæ, 20-22 × 7 <sup>3</sup>/<sub>4</sub>-8, fuliginæ.

70. *Diplodia rubicola* Sacc. M. V. Cent. XIII. Peritheciis gregariis, globosis, exquisite papillatis, nigris, initio tectis, dein erumpentibus; stylosporibus obovatis, 25-28 × 12, diu continuis, olivaceo-fuliginis basidiis filiformibus, 10-12 × 3, hyalinis suffultis.

*Hab.* in ramis Rubi fruticosi putrescentibus a Padova, Dec. 1877.

*Obs.* A *Dipl. Rubi* Fr. peritheciis majoribus, prominentibus, stylosporibus majoribus diu (semper?) continuis &c. recedit *Diplodia Rubi* Fr. stylosporibus constricto-1-septatis,  $20 \approx 8$ , atro-fuliginibus instructa est.

71. **Phoma Hippoglossi** (Mtgn.) Sacc. *Sphaeropsis Hippoglossi* Mtgn., Sacc. M.V. n. 1000. (var. *Rusci aculeati*).

*Hab.* in cladodiis languidis Rusci aculeati in sylva Montello, Aug. 1876.

*Obs.* Perithecia in maculâ pallidâ nunc indeterminatâ, nunc rufo-cinctâ gregaria, epidermide velata, globoso-depressa,  $\frac{1}{10}$  mill. diam. poro albo pertusa. Spermata globoso-ovoidea,  $10-12 \approx 8-11$ , guttulis minutis farcta, hyalina, initio brevissime stipitellata.

72. **Phoma Lebiseyi** Sacc. M.V. n. 774. Spermog. *Diaporthis Lebiseyi* (Dmz.) Niessl. Peritheciis gregariis, epidermide velatis, globoso-depressis, atris; spermatis ovato-fusoideis,  $8-10 \approx 3$ , 2-guttatis, hyalinis, basidiis filiformibus sesquilongioribus fultis.

*Hab.* in ramis Aceris Negundinis emortuis a Conegliano Apr. 1876 (SPEGAZZINI).

73. **Phoma Asparagi** Sacc. M.V. n. 932. Spermog. *Diaporthis Asparagi* Nke, Fckl. Symb. 207. Peritheciis gregariis, epidermide velatis, globoso-depressis; spermatis oblongis,  $7-8 \approx 3$ , 2-guttulatis, hyalinis; basidiis nullis visis,

*Hab.* in caulibus putrescentibus Asparagi officinalis a Padova, Oct. 1876.

74. **Phoma rudis** Sacc. M.V. n. 933. Spermog. *Diaporthis rudis* (Fr.) Nke, Sacc. Mycol. Ven. p. 140. Peritheciis gregariis epidermide primitus velatis, globoso-depressis; spermatis oblongo-cylindræis,  $6-7 \approx 2$ , 2-guttulatis, hyalinis, basidiis filiformibus fultis.

*Hab.* in ramulis Cytisi Laburni emortuis a Selva, Sept. 1876.

75. **Phoma resecans** Sacc. M.V. n. 934. Spermog. *Diaporthis rescantis* Nke, Sacc. Mycol. Ven. 138 et



M.V. n. 935. Peritheciis subcutaneis, globoso-depressis, gregariis; spermatiis oblongo-ovatis,  $10 \approx 3$ , rectis, 2-guttulatis, hyalinis, basidiis filiformibus, hamatis,  $30 \approx 1\frac{1}{2}$ , suffultis.

*Hab.* in ramis *Syringæ vulgaris a Selva*, Sept. 1876.

76. **Phoma pterophila** (Nke) Fckl. Symb. myc. 377., Sacc. M.V. n. 1031.

*Hab.* in samaris dejectis *Fraxini*, in Horto Patavino, Oct. 1876 (BIZZOZERO).

*Obs.* Spermatia oblonga,  $8 \approx 3$ , 2-guttulata, hyalina, sterigmatibus filiformibus suffulta. A *Ph. Samararum* Dmz. peritheciis multo majoribus imprimis differt. *Diaporthis samaricolæ* Plow. verisimiliter uti status spermogonicus habenda est.

77. **Phoma nebulosa** (Fr.) Mtgn., Sacc. M.V. n. 1207. *Sphæropsis nebulosa* Fr.

*Hab.* in caulibus emortuis *Petroselini sativi a Selva*, Sept. 1877.

78. **Phoma Malvacearum** West., Kx Flandr. I. 438, Sacc. M.V. n. 1208.

*Hab.* in caulibus *Althææ roseæ* putrescentibus a *Padova*, Apr. 1877.

*Obs.* Perithecia initio epidermide velata, dein, ea secedente, superficialia, globulosa, tandem collabescendo umbilicata,  $\frac{1}{6}$ - $\frac{1}{8}$  mill. diam., nigra. Spermatia oblonga, sæpe leniter curva,  $5-6 \approx 2-2\frac{1}{2}$ , 2-guttulata, hyalina.

79. **Phoma Diospyri** Sacc. M. V. n. 1209. Peritheciis gregariis v. subaggregatis, subsuperficialibus v. semiimmersis, globoso-papillatis, nigris, contextu parenchymatico subcarbonaceo; spermatiis fusoides,  $7-8 \approx 2$ , rectis v. leniter curvis, 2-guttulatis, hyalinis, basidiis fasciculatis filiformibus, simplicibus, ramulosive,  $18-20 \approx 1\frac{3}{4}$ , hyalinis, e strato proligero subochraceo orientibus.

*Hab.* in ramis decorticatis *Diospyri Loti* in Horto botanico Patavino, Majo 1877.

80. **Phoma Coronillæ** (Dmz.) West., Kx Flandr. I. 438. Sacc. M.V. n. 1210. Spermog. *Diaporthis Coronillæ* Sacc. Fungi Veneti Ser. IV. 3 et V. 181.

*Hab.* in ramulis emortuis *Coronillæ Emeri a Selva, Padova, Aut.* 1875-77.

*Obs.* Spermata ovato-oblonga, 7-8  $\approx$  3, 2-guttulata, hyalina, basidiis filiformibus arcuatis, 20  $\approx$  1 $\frac{1}{2}$ , suffulta.

81. **Phoma protracta** Sacc. M.V. n. 1211. Peritheciis in acervulos elongatos, subparallelos digestis, crumpentibus, globulosis, papillatis, aterrimis; spermatis minutis, oblongis, 4  $\approx$  1 $\frac{3}{4}$ , hyalinis, basidiis filiformibus fasciculatis, hyalinis, 25  $\approx$  1 $\frac{1}{2}$ , suffultis.

*Hab.* in ramis corticatis emortuis *Aceris campestris, a Padova, Dec.* 1876.

*Obs.* Verisimiliter status spermogonicus *Cucurbitariæ protractæ* Fekl.

82. **Phoma Berberidis** Sacc. Stat. spermog. *Cucurbitariæ Berberidis* (Pers.) Gray. Cfr. Sacc. Mycol. Ven. p. 121. tab. XII fig. 29. Peritheciis subsuperficialibus, aggregatis, globoso-conoideis, vertice breve setulosis, verruculosis, nigris; spermatis oblongis, tenuissimis, 3-4  $\approx$  1 $\frac{1}{2}$ - $\frac{3}{4}$ , hyalinis, in basidiis ramulosis acrogenis.

*Hab.* in ramis emortuis *Berberidis vulgaris a Selva, Padova, socia Cucurbitaria, Aut.* 1873.

83. **Phoma leucostigma** (Lév.) Sacc. M. V. Cent. XIII. *Sphaeropsis leucostigma* Lev., Fekl. Symb. mycol. p. 397.

*Hab.* in foliis dejectis *Hederæ Helicis a Padova, Jan.* 1878.

*Obs.* Spermata oblonga, 10-12  $\approx$  3-4, 2-guttulata, hyalina, basidiis sursum attenuatis, subæquilongis suffulta.

84. **Phoma Pulviscula** Sacc. M.V. Cent. XIII. Peritheciis subsuperficialibus epixylis, gregariis, subglobosis, papillulatis, diam. 100 micr. contextu minute parenchymatico fuligineo; spermatis oblongis, minutissimis, 4  $\approx$  1- $\frac{1}{2}$ , hyalinis, basidiis 5  $\approx$  2. sursum attenuatis suffultis.

*Hab.* in ligno udo salicino (?) *a Padova, Dec.* 1877 (BIZZOZERO).

*Obs.* Probabiliter status *Melanommatis Pulvisculæ - Phomæ pineæ* et *Ph. Pulveri pyrio* Sacc. affinis.

85. **Phoma oncostoma** Thüm. M. U. n. 877. Stat. sper-

mog. *Diaporthis oncostomæ* (Duby) Fckl., Sacc. M. V. n. 663 et Mycol. Ven. 125 cum ic.

*Hab.* in ramulis corticatis Robiniæ Pseudacaciæ a Selva, Padova &c. vere 1874-77.

86. *Phyllosticta profusa* Sacc. M.V. n. 1213. Maculis plerumque epiphyllis, arescendo obsolete candicantibus, confluentibus, demumque totam fere paginam occupantibus; peritheciis densiuscule et æqualiter gregariis, punctiformibus, globoso-lenticularibus, 100 micr. diam., per-tusis; spermatis oblongis, 4-5  $\approx$  2, utrinque obtuse rotundatis, obsolete 2-guttulatis, hyalinis.

*Hab.* in foliis Cirsii arachnoidei emortuis in Horto Patavino. Oct. 1877.

*Obs.* A *Phyllosticta Cirsii* Dmz. statim dignoscenda.

87. *Septoria Cerastii* Rob. & Dmz., Kx. Fland. 1. 435. Sacc. M.V. n. 1226.

*Hab.* in foliis caulibusque languentibus Cerastii vulgati, æstate 1877 (SPEGAZZINI).

*Obs.* Perithecia globoso-lenticularia, nigra, poro per-tusa, diam. 80 micr. Spermata bacillaria, 30-40  $\approx$  1, recta v. lenissime curva, obsolete guttulata, hyalina.

88. *Septoria Atriplicis* (Dmz.) Sacc. Fungi Veneti Ser. VII. p. 190 - f. *Chenopodii muralis* M.V. n. 1228.

*Hab.* in ejusdem foliis a Conegliano, æstate 1877 (SPEGAZZINI).

*Obs.* Maculæ initio minimæ, obsoletæ, tandem latæ et distincte ochraceæ fiunt. Spermata in hac forma 20-25  $\approx$  3-3 $\frac{1}{2}$ .

89. *Chætomella brachyspora* Sacc. & Sp. M.V. n. 1229. Peritheciis sparsis, subsuperficialibus e globoso depressis, vix  $\frac{1}{2}$  mill. diam., astomis, nigris, undique setulis rigidulis, parce septatis, 100-150  $\approx$  8-10, fuscis, sursum pallidioribus apiceque obtusiusculis, vestitis; contextu perithecii laxiuscule parenchymatico fusco; spermatis ovato-oblongis, utrinque rotundatis v. subtruncatis, 5-6  $\approx$  3, obsolete 2-guttulatis, olivaceis, e strato prolifero celluloso, subhyalino immediate oriundis.

*Hab.* in cortice duriore Catalpæ syringifoliæ a Conegliano, Martio 1877 (SPEGAZZINI).



90. *Asteroma venulosum* (Wallr.) Fckl. f. *Iridis Pseudacori* Sacc. M.V. n. 991.

*Hab.* in ejusdem foliis languidis a *Vittorio*, Oct. 1876.

91. *Asteroma subradians* Fr. f. *Agraphidis nutantis* Sacc. M.V. n. 992.

*Hab.* in ejusdem caulibus emortuis in Horto Patavino, Junio 1874.

92. *Leptostroma Castaneæ* Spr., Sacc. M.V. n. 990. *Xyloma geographicum* Pers., *Sphaeria castaneicola* DC. - Spermog. *Coccomycetis dentati* (Kze & Schm.) Sacc. f. *Castaneæ*.

*Hab.* in foliis dejectis *Castaneæ vescae* in Euganeis, Martio 1873.

*Obs.* Spermata cylindracea, 5-6  $\approx$   $\frac{3}{4}$ , hyalina.

93. *Leptostroma quercinum* Lasch., Sacc. Fung. Ven. Ser. VI. p. 59.

*Hab.* in foliis dejectis *Quercuum* in sylva *Montello*, socio st. ascoph. *Coccomycete dentato* (Kze & Schm.) Sacc.

*Obs.* Spermata bacillari-navicularia, 9  $\approx$   $1\frac{1}{2}$ , hyalina.

94. ? *Cytispora* (Libertella) *quercina* West. Sacc. M.V. n. 931. Spermog. *Diaporthis leiphæmæ* (Fr.) Sacc.

*Hab.* in cortice quercino a *Selva*, Oct. 1875.

*Obs.* Nuclei transverse oblongi, innato-erumpentes, perithecio genuino destituti, sordide rosei. Spermata cylindraceo-fusoidea, 10-12  $\approx$  2-3, lenissime curvula, obsolete 2-guttulata, hyalina, basidiis filiformibus brevibus suffulta.

95. *Pestalozzia sessilis* Sacc. M.V. n. 975. Maculis parvis angulosis albicantibus, rufo-cinctis; peritheciis epiphyllis, innatis, epidermide velatis, dein circumscissâ pertusis, lenticularibus; sporis sessilibus, oblongis, 9-11  $\approx$   $3\frac{1}{2}$ , 1-septatis, leniter constrictis, dilute olivaceis, setis ternis, 14  $\approx$  1, hyalinis apice coronatis.

*Hab.* in foliis languidis *Rubi cæsii* a *Colfosco*, Sept. 1876.

*Obs.* A ceteris speciebus longe diversa.



## Melanconiceæ.

96. *Glœosporium nervisequum* (Fckl.) Sacc. M. Ven. Cent. III. *Fusarium nervisequum* Fckl. Symb. p. 369 (f. *Platani*).

*Hab.* in nervis foliorum languidorum *Platani orientalis a Padova*, Dec. 1877.

*Obs.* I. A *Glœosp. Platani* (Mtgn.) Oud. quocum junxeram (*Michelia* II. 218) satis differt acervulis compactioribus, multo obscurioribus, magis prominentibus, nerviculis, basidiis longioribus ( $20-25 \approx 2 \frac{1}{2}-3$ ) &c. Quum cl. Montagne ad suum *Fusarium Platani* referat *Hymenulam Platani* Lév. (quam cl. Fckl. ad suum *Fus. nervisequum* duxit) de horum identitate non dubitavi; sed autopsia contrarium docuit.

*Obs.* II. Ad *Glœosp. paradoxum* (DNtrs.) Fckl. pertinet synonymon posterius *Fusarium pezizoides* Dmz. XX. Not. (1852) p. 19, Kx Flandr. I. 455 - *Glœosporium Populi albæ* Dmz. forma *Tremulæ* in M. V. Cent. XIII prodebit. In hac conidia fusoideo-botuliformia, curvula  $10-15 \approx 1 \frac{3}{4}-2$ , basidiis filiformibus, vix 5-6 lgs fulta. Hæc forma jam ab anno 1843 lecta est a *Conegliano* ab Eq. de BÉRENGER.

## Tuberculariaceæ.

97. *Tubercularia vinosa* Sacc. M.V. n. 1089. *Tub. persicinæ* Ditm. valde affinis, a qua differt cæspitulis majoribus, vinosis; conidiis subglobosis v. ovoideis  $11-12 \approx 10$  (nec 7-8 diam.), basidiis brevioribus crassioribus simplicibus suffultis.

*Hab.* in pagina inferiore foliorum *Tussilaginis Farfaræ a Padova* et *Selva*, Aut. 1876.

98. *Tubercularia confluens* Pers. Syn. p. 113., M.V. n. 1232.

*Hab.* in ramis corticatis *Ailanthi glandulosæ a Selva*, Apr. 1877.

99. *Tubercularia ampelophila* Sacc. Vajolo Viti, in Riv. Viticolt. ed Enol. ital. Sett. 1877. Acervulis mi-

nutis, erumpenti-superficialibus, dense gregariis confluentibusque, pallide roseis; basidiis fasciculatis simplicibus ramosisque septatis, nubilose hyalinis, apice conidia (catenulata?) globosa v. ellipsoidea, 6-7  $\approx$  6, nubilosa e hyalino dilutissime rosea gerentibus.

*Hab.* in pustulis *Glæosporii* ampelophagi (Pass.) Sacc. ad baccas *Vitis viniferæ* (var. *Lugliatica*) a *Selva*, Aug. 1877.

*Obs.* A *Glæosporio*, quocum nascitur, acervulis majoribus, conidiorum forma et magnitudine statim dignoscitur. Cum eodem *Glæosporio* nec non cum *Fusisporio Zaviano* Sacc. metagenetice forte connectitur.

100. *Illosporium roseum* Fr., Cda Icon. Fung. III fig. 2.

*Hab.* in lichenibus senescentibus e. g. *Borrera a Padova*, *Conegliano*, *Cadore*, vere 1875-76.

101. *Illosporium maculicola* Sacc. M.V. n. 1233. Maculis foliorum variis, arescentibus; acervulis e globoso conoideis, gregariis, superficialibus, 500 micr. altis, 200 cr. pallide roseis, verruculosus, ex hyphis varie ramosis denseque intricatis, pluriarticulatis, guttulatis, dilutissime roseis, conflatis; conidiis (cellulis apicalibus?) ovoideis, 8-12  $\approx$  4-6, continuis, quandoque spurie 1-septatis, hyalino-roseis, in hypharum apice nunc conico nunc filiformi acrogenis.

*Hab.* in maculis arescentibus foliorum plantarum variarum e. g. *Ajugæ reptantis*, *Veronicæ Chamædryos*, *Violæ odoratæ*, *Cornisanguineæ*, *Plantaginis majoris*, *Aquilegiæ vulgaris*, *Leontodontis hastilis*, *Centaureæ nigrescentis*, *Potentillæ reptantis*, *Ranunculi repentis*, *Glechomæ hederaceæ*, *Pulmonariæ officinalis*, *Trifolii repentis*, *Plantaginis lanceolatæ*, a *Selva*, Sept. 1876-77.

102. *Microcera Massariæ* Sacc. M.V. n. 1059. (Stat. conid. *Calonectriæ Massariæ* [Pass.] Sacc.) *Fusarium ciliatum* Sacc. Myc. Ven. 188 t. XVII. fig. 9, non A. S., (*Tuberc. ciliata*) quæ *Volutella ciliata* Fr.

*Hab.* in *Massaria* inquinante *Aceris compestris* a *Padova* Febr. 1873, raro.

103. **Epicoccum purpurascens** Ehrh., Kx Flandr., II. 102., Sacc. M.V. n. 1074. et var. **aleurophilum**, M.V. n. 1240: acervulis majoribus; conidiis sphaericis 18–20 micr. diam., verruculosus, olivaceo-fuligineis, brevissime stipitatis.

*Hab.* in foliis Zeæ Maydis putrescentibus; var. in pulve zeina (*polenta*) putrida et in farina frumentaria a Padova, Treviso, sociis plerumque *Cladosporio herbarum* et *Alternaria tenui*.

### **Hyphomyceteæ.**

104. **Coniothecium effusum** Cda Icon. fung. I. fig. 21. Sacc. M.V. n. 1093.

*Hab.* in ligno salicino decorticato a Selva, Sept. 1875.

105. **Hadotrichum?** **Populi** Sacc. M. V. n. 1256. Acervulis punctiformibus, gregariis, ambitu inæqualibus, atris, in maculis foliorum dealbatis, epiphyllis, subsuperficialibus; strato prolifero e cellulis oblongis dense stipitatis olivaceo-fuligineis sursum sæpe acutatis conflato; conidiis e globoso ovoideis 4–5 × 3, subhyalinis, parcissimis.

*Hab.* in foliis nondum emortuis Populi nigræ, a Selva, Oct. 1877,

*Obs.* Stirps mihi dubia, etsi suis locis copiosa.

106. **Dicoccum inquinans** Sacc. M. V. n. 1254. Effusum atrum, superficiale; conidiis cylindraceo-clavatis, apice rotundatis, basi truncatis, 16–20 × 4–5, medio 1-septatis, non constrictis, fuligineis, stipite brevissimo hyalino (ex mycelio obsoleto) suffultis, denique matricem late atro-inquantibus.

*Hab.* in libro (quem enecat) Populi italicæ a Conegliano, æstate 1877, socia *Rhizomorpha* &c. (SPEGAZZINI).

107. **Stigmella dryina** (Cda) Lév., Sacc. M. V. n. 1065 (non n. 555, quæ *Leptothyrium dryinum* Sacc. sistit), *Sporidesmium foliicola* Dmz., *Dicoccum dryophilum* Cda.

*Hab.* in pag. inferiore Quercus pubescentis a Vittorio, Oct. 1875.



108. *Passalora dendritica* (Wallr.) Sacc. M. V. n. 1246.  
*Fusicladium dendriticum* (Wallr.) Fekl. Symb. 357.,  
 var. *orbiculata* Bk., Cfr. Kx Fl. Flandr. II. 303-304.

*Hab.* in pagina superiore foliorum Sorbi tormi-  
 nalis a *Conegliano*, æstate 1877 (SPEGAZZINI).

*Obs.* Conidia obclavato-pyriformia,  $30 \approx 7-9$ , diu  
 continua, tandem 1-septata, lenissimeque constricta, oli-  
 vacea. Hyphæ filiformes, 50-60  $\approx 5$ , septulatae, oliva-  
 ceæ. Ob conidia demum bilocularia vera *Passaloræ*  
 species. Genus *Passalora* jam ab anno 1836 a Mtgn.  
 & Fr. conditum est; *Fusicladium* anno 1851 a Bo-  
 nordenio institutum.

109. *Menispora ciliata* Cda Anl. LXII t. B 14. fig. 2.  
 Sacc. M. V. n. 1083.

*Hab.* in ligno quercino putrescente a *Selva*, Oct.  
 1876.

110. *Torula hyalinula* Sacc. M. V. n. 1255. Effusa alba,  
 arachnoidea; hyphis repentibus, ramosis, continuis, hinc  
 inde ramulos fertiles erectos, 20-30  $\approx 2$ , emittentibus;  
 conidiis concatenatis, oblongis v. breve cylindræis, u-  
 trinque obtusis, 4-6  $\approx 1\frac{3}{4}-2$ , hyalinis.

*Hab.* parasitica in *Capnodio Footii* folia *Oleæ*  
 fragrantis invadente, in Horto Patavino, Febr. 1877.

111. *Torula perpusilla* Sacc. M. V. n. 1056. Cæspitulis  
 minutis candidis, confluentibusque; conidiis globulosis  
 tenuissimis ca.  $\frac{1}{3}$  micr. diam., in catenulas elongatas  
 digestis, hyalinis.

*Hab.* in foliis variis coacervatis fermentescentibus et  
 putrescentibus a *Selva*, Oct. 1876.

112. *Torula vinosella* Sacc. M. V. n. 1057. Cæspitulis  
 pulvinatis, isabellino-vinosis, minutis; conidiis globosis  
 v. subcuboideis, 2-2 $\frac{1}{2}$  micr. diam., 1-guttulatis, e ro-  
 seo hyalinis, in catenulas plus v. minus elongatas di-  
 gestis.

*Hab.* in Polyporo *Pede Capræ* aliisque fun-  
 gis udis, sociis *Penicillio*, *Cladosporio*, *Aspergillo*, in  
 sylva *Montello*, Oct. 1873-77.

113. *Oidium Lactis* Fres., Sacc. Int. all' *Oid. Lact.* p. 1-7  
 et M. V. n. 1243. *Mycoderma Malti juniperini* Dmz.



(1826), *Chalara Mycoderma* Bonord. (1851), ?*Coprotrichum purpurascens* et *cinereum* Bonord. (1851), *Oidium albicans* Robin (1853), *Mycoderma Lactis butyri* Dmz. (1853-60), *Oidium obtusum* Thüm. (1875).

*Hab.* in superficie aquæ, in qua caryopsides Zeæ Maydis diu maceratæ sunt, a *Padova*, Iunio 1877.

114. **Gyroceras Plantaginis** (Cda) Sacc. M. V. n. 1058. *Torula Plantaginis* Cda Ic. III. t. 1 fig. 14.

*Hab.* in foliis Plantaginis mediæ languidis in sylva *Montello* et a *Conegliano*, Oct. 1876.

*Obs.* Species *Gyrocera* *Celtis* (Biv.) M. & C. proxime affinis.

115. **Ramularia Ajugæ** (Niessl) Sacc. M. V. n. 1048, *Fusidium Ajugæ* Niessl in Fekl. Nass. 35.

*Hab.* in foliis Ajugæ reptantis languidis a *Colfosco*, Sept. 1876.

116. **Ramularia Parietariæ** Pass. in Rabh. F. E. n. 2066., Sacc. M. V. n. 1044.

*Hab.* in foliis Parietariæ officinalis languidis a *Padova*, Julio 1876. Ex *Alençon* misit cl. C. C. GILLET.

117. **Ramularia calcea** (Dmz.) Des in Kl Herb. mycol. 1681 (non vid), Sacc. M. V. n. 1045. *Fusisporium calceum* Dmz.

*Hab.* in foliis Glechomæ hederaceæ a *Padova*, Junio 1875.

118. **Ramularia variabilis** Fekl. Symb. mycol. 361. f. **Verbasci Blattariæ** Sacc. N. 1046.

*Hab.* in ejusdem foliis languidis a *Bavaria* (Treviso), Sept. 1876.

119. **Ramularia ovata** Fekl. Symb. mycol. p. 362, Sacc. M. V. n. 1047.

*Hab.* in pag. inferiore *Salviæ pratensis* a *Selva*, *Conegliano*, *Padova*, aut. 1876-77

120. **Cercospora cerasella** Sacc. M. V. n. 1051. Maculis subrotundis, epiphyllis e brunneo pallidis; hyphis fasciculatis erectis, distincte brevi-ramulosis, 30-40  $\approx$  3, subcontinuis, guttulatis, fuliginis, basi in ganglium stromaticum coalitis; conidiis bacillari-obelavatis, 40-60  $\approx$

3-4, rectiusculis, guttulatis, vel spurie 1-3-septatis, pallide fuligineis.

*Hab.* in foliis *Cerasorum a Selva, Padova*, aut. 1876-77.

121. *Cercospora Calendulæ* Sacc. M. V. n. 1054. Maculis amphigenis subcircularibus arescendo expallentibus, olivaceo-cinctis; hyphis cæspitulosis, brevibus, crassis, 40-65  $\approx$  6-7, subseptatis, sursum nodulosis, fuligineis; conidiis obclavato-bacillaribus, 5-7-septatis, 65-80  $\approx$  3 $\frac{1}{2}$ -4 $\frac{1}{2}$ , hyalinis.

*Hab.* in foliis languidis *Calendulæ officinalis a Conegliano*, Oct. 1876 (SPEGAZZINI).

122. *Cercospora Galegæ* Sacc. M. V. n. 1055. *Cercosp. radiata* Sacc. Mycol. Ven. p. 181 (p. p. in *Galega*). Maculis oblongis, arescendo dealbatis, fusco-cinctis; hyphis cæspitulosis cylindræis hinc inde gibbosis, 30-35  $\approx$  3 $\frac{3}{4}$ -4, remote septatis, dilute fuligineis; conidiis bacillari-fusoideis, 60-90  $\approx$  4, curvulis, apice obtuse attenuatis, pluriseptatis, hyalinis.

*Hab.* in pagina superiore foliorum *Galegæ officinalis a Selva*, Oct. 1876.

*Obs.* A *Cercosp. radiata* Fckl. maculis dealbatis, conidiisque non radiatim aggregatis recedit.

123. *Cercospora rosicola* Pass. in Thm. M. U. n. 333 et in Just Jahresb. 1875 p. 276. Sacc. M. V. n. 1249.

*Hab.* in pagina superiore foliorum *Rosæ centifoliæ a Selva*, Oct. 1877.

*Obs.* Maculæ arescendo ochraceæ, fusco-cinctæ; hyphæ epiphyllæ in cæspitulos parvos hemisphæricos dense aggregatæ, 20  $\approx$  3, fuligineæ, subcontinuæ; conidia cylindræa rectiuscula, brevia, 30-40  $\approx$  3 $\frac{1}{2}$ -5, 2-4-septata e hyalino fuscidula.

124. *Cercospora Plantaginis* Sacc. sp. nova. Maculis amphigenis, arescendo fuscescentibus, variis; hyphis hinc inde fasciculatis, cylindræis, septatis, 40-50  $\approx$  3, olivaceis; conidiis obclavato-acicularibus, sursum acute cuspidatis, usque 200  $\approx$  4 $\frac{1}{2}$ , pluri- (-20) septatis, hyalinis.

*Hab.* in foliis *Plantaginis lanceolatæ languidis a Selva*, Sept. 1873.

125. *Cercospora pantoleuca* Sacc. s. n. Maculis foliorum epiphyllis sinuosis arescendo candicantibus, fusco-cinctis; cæspitulis dense gregariis, albis; hyphis laxe fasciculatis filiformibus, assurgentibus, parce septatis,  $50-60 \times 3\frac{1}{2}$ , apicem versus denticulatis, hyalinis; conidiis e denticulis oriundis, acicularibus, sursum cuspidatis rectis curvulisve, 3-4-septatis,  $60-80 \times 3-3\frac{1}{2}$ , hyalinis.

*Hab.* in pagina superiore foliorum *Plantaginis lanceolatae a Selva*, Sept. 1876.

*Obs.* A *Cercosp. Plantaginis* Sacc., nunc descripta, maculis albis, hyphis hyalinis, conidiis multo brevioribus et parcius septatis statim dignoscitur.

126. *Cercospora Cistinearum* Sacc. s. n. Maculis plerumque epiphyllis, subcircularibus, griseis, rufo-purpureo-marginatis; cæspitulis punctiformibus, gregariis; hyphis fasciculatis cylindræis, sublevibus,  $35-45 \times 5$ , apice rotundatis, septulatis dilute fuliginæis; conidiis elongato-fusoideis, rectiusculis,  $10-15 \times 4$ , initio continuis, tandem 2-3-septatis, utrinque obtusiusculis, hyalinis.

*Hab.* in foliis languidis *Helianthemi vulgaris* in Horto Patavino, Nov. 1877.

127. *Cercospora olivascens* Sacc. M. V. n. 1251. Maculis hypophyllis, fuscidulis; cæspitulis gregariis, griseo-olivaceis; hyphis fasciculatis, filiformibus,  $200 \times 5$ , rectiusculis, e latere denticulos conidiophoros parce gerentibus, pluriseptatis, olivaceis; conidiis acicularibus, sursum cuspidatis,  $130-150 \times 4-4\frac{1}{2}$ , basi subtruncatis, pluri- (8-12-) septatis, hyalinis.

*Hab.* in pagina inferiore foliorum *Aristolochiæ Clematitis* et *Phaseoli vulgaris a Selva*, Aug. 1877.

*Obs.* Species probe distincta.

128. *Cercospora tineæ* Sacc. M. V. n. 1252. Maculis amphigenis, fuliginæis; cæspitulis sparsis, punctiformibus, e basi stromatica pulvinata cellulosa, intense fuliginæa oriundis; hyphis filiformibus dense fasciculatis, strictis, continuis,  $20-50 \times 3$ , hyalino-fuscidulis; conidiis bacillaribus, curvulis,  $50 \times 3-3\frac{1}{2}$ , apice obtusiusculis, pluriguttulatis, fumose hyalinis.



*Hab.* in foliis languidis Viburni Tini a Padova, Oct. 1877 (BIZZOZERO).

129. *Cercospora althæina* Sacc. sp. nova. Maculis amphigenis angulosis, brunneis, hyphis fasciculatis filiformibus,  $40 \approx 5$  (rarius usque 100 lgs) pauciseptatis, fusco-olivaceis; conidiis in hypharum apicibus cylindraceo-obclavatis, v. anguste fusoides, rectiusculis,  $40-50 \approx 5$ , 2-4-septatis, apice obtusiusculis, hyalinis.

*Hab.* in foliis Althææ roseæ a Selva, Aut. 1876.

*Obs.* A *Cercop. nebulosa* Sacc. hyphis olivaceis nec rufis, conidiis multo brevioribus, parcius septatis, præterea habitu et loco alieno recedit.

130. *Cercospora Carlinæ* Sacc. sp. nova. Maculis nullis v. obsoletis; cæspitulis hypophyllis, gregariis, olivaceis; hyphis fasciculato-effusis, simplicibus, cylindraceis, nodulosis,  $100 \approx 4$ , septulatis, olivaceo-fuliginis; conidiis cylindraceo-obclavatis, rectiusculis, breviusculis,  $50-60 \approx 4$ , 4-6-septatis, olivaceis.

*Hab.* in pagina inferiore foliorum Carlinæ vulgaris a Nervesa, Aug. 1873.

*Obs.* Affinis *Cercosp. ferrugineæ* Fekl. et *C. Bellynckii* (West.) Sacc., sed notis datis satis diversa.

131. *Cercospora Lythri* (West.) Niessl, *C. sanguinea* Fekl. Symb. Mycol. p. 354.

*Hab.* in pag. inferiore foliorum Lythri Salicariæ a Selva, Sept. 1877.

132. *Asterosporium Hoffmanni* Kze., Sacc. M.V. n. 1069. *Stilbospora asterosperma* Hoffm. (1795), *Stilbospora asterospora* Pers. (1797).

*Hab.* in cortice fagineo putrescente in sylva Caniglio, Oct. 1875.

133. *Acremonium alternatum* Lk., Sturm. Crypt. t. 2.

*Hab.* in foliis putridis Aloum &c Patavii, Apr. 1875.

*Obs.* Habitus in sicco exacte ut ic. Sturmiana ostendit, ex eo quod conidia muco adhuc obvoluta sunt et simulate sphaerica 6-7 micr. diam., sed madore mucus solvitur et tunc fiunt ellipsoideo-oblongata, 6-10  $\approx$  2-3, interdum curvula, hyalina.



134. *Acremonium atrum* Cda Leon. Fung. III fig. 168.

*Hab.* in herbis putrescentibus, e. g. calamis Iun-  
corum, corollis putrescentibus a *Selva*, Aut. 1873-  
74, parcissime.

*Obs.* Hyphæ repentes steriles, obsolete septatæ, hyalinae, ramulos conidiophoros assurgentes, sursum cuspidatos hyalinos parce septulatos, 60  $\approx$  5-6, hinc inde proferentes; conidia magna ovato-ellipsoidea, 25-28  $\approx$  16-18, basi subapiculata, cinnamomeo-fuliginea.

135. *Botrytis coccotricha* Sacc., *Coccotrichum dichotomum* Pr. in Sturm. D. Cr. III. tab. 60.

*Hab.* in ramis corticatis putrescentibus *Aceris campestris* a *Padova*, Martio 1873; posterius non reperta.

*Obs.* Cæspituli majusculi sordide rosei. Hyphæ ramoso-dichotomæ, alte cæspitosæ, 6-7 micr. diam., hyalinae, apice subroseæ; conidia in ramulorum apicibus attenuatis plerumque solitaria, ovoidea, 25-30 micr. lga, initio granulosa, ferrugineo-rufa.

136. *Helminthosporium turcicum* Pass. La nebbia del Granoturco (in Boll. Comiz. Agr. Parm. Ott. 1876) et in Rabh. F. E. Cent. XXIII.

*Hab.* in foliis languentibus *Sorghii vulgaris* socio *Cladosporio fasciculato* Cda et *Alternaria tenui* Nees, a *Selva*, jam ab Aug. 1873.

*Obs.* Hyphæ gregariae in maculis exaridis, pallidis, cylindraceæ, 150  $\approx$  6, 3-pauciseptatæ, olivaceo-fuscæ, apice pallidiore obtusatæ; conidia maxima, 85-92  $\approx$  20-24, perfecte fusoidea, utrinque acuta, 5-8-septata, episorio crasso, olivaceo-fusca.

137. *Septonema rude* Sacc. Effusum, atrum, velutinum; conidiis ex mycelio obsoleto oriundis oblongo-fusoideis, 40-45  $\approx$  10-12, utrinque truncatis, rectis v. leniter inæquilateralibus, 6-8-septatis, non constrictis, atro-fuliginis, in catenulas erectas, rigidulas moniliformes vertice sæpius (e conidio rudimentali) subhyalino-apiculatas digestis.

*Hab.* in ligno putrescente pyrino a *Selva*, Sept. 1874.

*Obs.* Specimen boreali-americanum perfecte cum meis conveniens misit cl. M. C. COOKE.

138. **Cladosporium Asteroma** Fekl. Symb. myc. p. 355.

*Hab.* in pagina superiore foliorum languentium Populi Tremulæ a Conegliano, Iunio 1876 (SPEGAZZINI).

*Obs.* Species habitu distinctissima. Conidia e fusoido limoniiformia 15-18  $\approx$  7, raro 20  $\approx$  6, 1-septata, leniter constricta, olivacea.

139. **Cephalosporium Acremonium** Cda Icon. Fung. II. 29. Fres. Beitr. t. XI fig. 59-63.

*Hab.* parasiticum in Hypoxylo purpureo putrescente in sylva Cansiglio, Oct. 1874.

*Obs.* Ramuli sporigeri continui, simplices, 40-50  $\approx$  3; capitula conidiorum globosa, 8-10 micr. diam.; conidia diu conglutinata oblongo-ovoida, 4  $\approx$  1, hyalina.

140. **Cephalosporium macrocarpum** Cda Icon. Fung. II. 30.

*Hab.* in Polyporo fomentario putrescente, udo a Padova, Dec. 1872.

*Obs.* Ramuli sporigeri continui, subsimplices; capitula conidiorum globosa 30 diam.; conidia diu et arcte conglutinata, sphæroideo-angulosa, 4-6 micr. diam., hyalina.

141. **Amblyosporium umbellatum** Harz Hyphom. 48 t. II fig. 7. *Briarea aurea* Fekl. (?), Sacc. Mycol. Ven. 184. t. XVII fig. 1-4 - *Amb. Botrytis* Fres. Beitr. 99 t. XII fig. 17-21 huic valde affine est, nisi lusus.

*Obs.* Hyphæ crassiusculæ, 20-25 micr. diam.; conidia 15-16  $\approx$  10-12.

142. **Cladotricum strictum** Sacc. sp. nov. Hyphis gregariis, rectis, 300-320  $\approx$  6-7, basi bulbillosis, remote septatis. fusco-olivaceis, sursum pallidioribus, apice obtusiusculis; conidiis prope hypharum apicem insertis, in catenulas longiusculas, sæpe ramulosas connexis, didymis (rarissime biseptatis), 12-15  $\approx$  6, fusco-olivaceis.

*Hab.* in caulibus herbarum putrescentibus, socia *Torula herbarum*, a Selva, Oct. 1874.

*Obs.* *Cladosporium rectum* Pr. in Sturm t. 15 huic

affine, differt conidiis 2- et pluriseptatis ex hypharum apice tantum oriundis.

143. **Cladobotryum Thümenii** Sacc. sp. nov. Hyphis dense aggregatis, maculas in foliis sordide albas, effusas efformantibus assurgentibus, tenuiter remoteque septatis, albo-hyalinis, repetito-subverticillato-ramosis; conidiis in v. sub ramulorum apice insertis et ab hoc ægre secedentibus, obovatis,  $8-10 \approx 4-5$ , continuis, hyalinis.

*Hab.* in foliis *Quercus pedunculatae*, socio *Cylindrio candido*, ad *Teplitz* Oct. 1872 (in Herb. THÜMEN).

*Obs.* Affine *Cladobotryo ternato* Cda, sed conidia in nostro triplo minora &c.

144. **Helicotrichum vegetum** (Nees) Wallr. Crypt. Germ. 161.

*Hab.* in ligno putri a *Conegliano*, Aug. 1876 (SPEGAZZINI).

*Obs.* Cæspites late et indeterminate effusi, initio ex aureo lutescentes, dein olivacei, tandem atrii. Hyphæ fertiles strictæ, simplices, basi ramuloso - v. noduloso-infixæ, densiuscule septatæ,  $300 \approx 4$ , initio pallide tandem saturate fuliginææ, lateribus ubique (ad conidiorum insertionem) hyalino-muriculatæ. Conidia filiformia in spiras 2-3 convoluta,  $45-65 \approx 1-1\frac{1}{2}$ , 1-serialiter pluriguttulata, hyalina. Verisimiliter *Helicomycetes aureus* Cda est hujus speciei status junior flavicans. Cl. Corda in hyphis heterogeneis parasiticum autumat quod erroneum censeo.

145. **Circinotrichum maculiforme** Nees Syst. t. V fig. 66 (?), Sacc. Mycol. Ven. 211.

*Hab.* in ramis putrescentibus *Salicis*, *Vitis*, in caulibus herbarum, in foliis *Photiniæ*, *Lauri* &c. a *Selva* et *Vittorio*, Aut. 1875-76.

*Obs.* I. Hyphæ steriles erectæ, apice repetito-dichotomo-circinatae, fuliginææ; ad harum basim nascuntur conidia cylindræo-fusoidea,  $14-15 \approx 1-1\frac{1}{2}$ , lenissime curva, hyalina, in basidiis brevibus sursum attenuatis subhyalinis acrogena. Videretur hæc species sistere gra-



dum evolutiorem *Helicosporii obscuri* Cda., quocum præsentia conidiorum basilarium convenit.

*Obs.* II. Ad hanc speciem pertinet *Gyrothrix podosperma* Cda Anl. t B f. 15, n. 4. nec non *Campotrichum unicolor* in Rabh. F. Eur. n. 1866.

146. **Periconia papyrogena** Sacc. n. s. Effusa velutina, maculiformis, aterrima; hyphis gregariis assurgentibus filiformibus, 80  $\approx$  3, parce septatis, fuscis, basi dilutioribus, apice sporophora oblongo-cylindræa, brevia, subpenicillatim gerentibus; conidiis in apice sporophorum acrogenis, perfecte sphaericis,  $3\frac{1}{2}$ -4 micr. diam., nigricantibus, pellucido-1-guttulatis.

*Hab.* in charta bibula putrescente a *Selva*, Sept. 1875.

*Obs.* A *Stachybotryte alternanti*, *Sporocybe Desmazieri* et *Sp. alternata* rite dignoscenda.

147. **Microstroma album** (Dmz.) Sacc. *Microstroma quercinum* Opiz Niessl Mähr. Pilz. 29 t. II fig. 2. Sacc. M. V. n. 1032-1033 - *Torula quercina* Opiz (1855) - *Fusidium album* (Dmz.) Vize F. Br. n. 193, *Fusisporium album* Dmz. Ann. S. N. X. p. 309 (1838).

*Hab.* in foliis *Quercus sessilifloræ* et *Q. pubescentis*, a *Vittorio* et *Colfosco*, Aut. 1875-76.

*Obs.* Conidia ovato-oblonga, 5-7  $\approx$  3, inæquilateralia, 1-2-guttulata, hyalina.

148. **Isariopsis pusilla** Fres. Beitr. t. IX. fig. 18-28, Sacc. M. V. n. 1248. *Phacellium dishonestum* Bonorden.

*Hab.* in foliis *Stellarisæ mediæ languidis* a *Conegliano*, æstate 1877 (SPEGAZZINI).

*Obs.* Conidia cylindræo-oblonga v. subclavulata, 1-septata, vix constricta, 20  $\approx$  7, utrinque obtusiuscula, subhyalina, ramulis nodulosis, patulis adnata.

149. **Isariopsis griseola** Sacc. M. V. n. 1247. Maculis ochraceis, hypophyllis; fasciculis stipitiformibus dense gregariis, 200  $\approx$  30-40, fuscidulis, ex hyphis filiformibus, continuis, dense stipatis conflatis, apiceque griseo-capitatis; conidiis ex hypharum apicibus patulis v. reflexis sublevibus oriundis, dense conglobatis, cylindræo-fusoideis, curvulis, 50-60  $\approx$  7-8, 1-3-septatis, non v. vix constrictis, griseis.



*Hab.* in pagina inferiore foliorum Phaseoli vulgaris, a *Selva*, Aug. 1877, rarius.

*Obs.* Ab *Isariopside pusilla* Fres. et *I. carnea* Oud. satis superque diversa.

150. *Stysanus microsporus* Sacc. M. V. n. 1068. Gregarius, e griseo fuscus; stipitibus filiformibus ex hyphis pluribus subcontinuis, fuligineis, coalitis efformatis sursum clavato-spicatis; conidiis ex hypharum apice secedente catenulatis oriundis, subglobosis, 2-3  $\approx$  2, eguttulatis, hyalinis

*Hab.* in trunco Robiniae Pseudacaciae putrescente a *Selva* Aug. 1875.

*Obs.* *Stysanus Stemonitis* (Pers.) Cda conidiis limoniiformibus, 8  $\approx$  5, hyalinis ab hoc statim dignoscitur.

151. *Stilbum erythrocephalum* Ditm. in Sturm D. C. t. 45, Cooke Hndb. p. 553, Sacc. M. V. n. 1253.

*Hab.* in stercore udo Cuniculorum a *Selva*, Sept. 1877.

*Obs.* Conidia ovoidea, 4-6  $\approx$  2-3  $\frac{1}{2}$ , hyalina in basidiis filiformibus, septulatis, apice nodulosis hyalinis, ca. 50-60  $\approx$  3-3  $\frac{1}{2}$ , acrogena.

### **Mycelia.**

152. *Sclerotium mycetophagum* Sacc. sp. nov. Tuberculis (myceliis) minutissimis, globulosis, 100-130 micr. diam., undique clausis Agaricorum lamellas totas denique et creberrime occupantibus, vinoso-rufis, intus pallidioribus, cellulisque dense conglobatis, ex anguloso globosis 7-8 micr. diam. inter se aegre secedentibus, hyalinis foetis.

*Hab.* in lamellis Coprini Digitalis, quem deformat, ad truncum Platani putrescentem a *Padova*, Aug. 1872; nec inde repertum.

*Obs.* Cum *Sclerotio* (Coccopleo) *palliolato* Ehrh. nec non cum *Perisporio agaricicola* Wallr. proxime cognatum videtur.

153. *Sclerotium durum* Pers., Wallr. Fl. crypt. Germ. p. 138, Sacc. M. V. n. 1230.

*Hab.* in caulibus putrescentibus Ricini communis, a Padova, aut. 1875 et 1876 (Bizzozero).

154. **Sclerotium glauco-albidum** Dmz. XIX Not. (1851) pag. 34., Sacc. M. V. n. 1231.

*Hab.* in pagina inferiore foliorum emortuorum Taxibaccatæ in Horto Patavino, vere 1876 (Bizzozero).

*Obs.* Mycelia seu tubercula pulvinata, basi hyphis ramosis septulatis, fusco-fuligineis cincta; nucleus albus e cellulis abnormibus, variis conflatus.

155. **Ozonium? croceum** Pers., Sacc. M. V. n. 1257. Cfr. Fr. Elench. I. pag. 158.

*Hab.* in stromatibus pyrenomycetum (e. g. Valsariæ) ad ramos Robiniæ Pseudacaciæ a Selva, Sept. 1877.

*Obs.* Stirps mihi omnino dubia, quæ, sec. auctores, mycelium *Corticii sulfurei* Fr. sisteret.

## Corrigenda.

pag. 121	linea 13	<i>Radaster</i>	lege <i>Padaster</i>		
»	»	<i>Riesenthal</i>	» <i>Biesenthal</i>		
»	»	<b>Koehneana</b>	» <b>Astragali</b> (Lasch) Sacc.		
			<i>Obs.</i> Exacte congruit cum <i>Sphaeria Astragali</i> Lasch in Rabh. Herb. mycol. ed II. n. 639. <i>Sphaeria Astragali</i> Curr. Simpl. Sph. n. 362 aliena est et <i>Diaporthis</i> speciem sistit.		
»	128	»	38	174-173 lg	» 174-173 mill. lg.
»	123	»	15		Adde: Verisimiliter ad hanc speciem ( <i>Pleonectr. Berolin.</i> ) spectat <i>Nectria Ribis</i> Niessl (Mähr. Pilz 114) ob sporidia celluloso-septata; non vero <i>Sphaeria Ribis</i> Tode Meckl t. XII, fig. 203, nec <i>Nectria Ribis</i> Rabh. F. E. n. 264 et Oud. F. Neerl. n. 168, quæ ascos clavatos, 90 $\times$ 15, breve stipitatos, sporidia fusioidea, plerumque recta, 20 $\times$ 6, 1-septata, non constricta, hyalina gerit.
»	126	»	25	<b>Patonieana</b>	» <b>Potonieana</b>
»	126	»	31	PATONIE	» POTONIE
»	130	»	34	1877	» 1867
»	131	»	17	Myrciæ	» Myricæ
»	150	»	17	<b>Filipendulæ</b>	» <b>filipendulina</b>
»	156	»	37	<b>Photiniæ</b>	» <b>photinica</b> . Et adde: Diversa est a <i>Ph. Photiniæ</i> Thm. et Bolle Contrib. Funghi Litor. p. 36.
»	160	»	34	<b>Pœoniæ</b>	» <b>Pœoniæ</b>
»	163	»	6		adde: <i>Hab.</i> in foliis <i>Violæ odoratæ</i> a <i>Conegliano</i> (SPEGAZZINI).
»	163	»	11		adde: <i>Hab.</i> in foliis <i>Robiniæ Pseud-acaciæ</i> a <i>Conegliano</i> (SPEGAZZINI).
»	206	»	29	inito-	» innato-
»	241	»	3		adde: <i>Hab.</i> in foliis <i>Caricis digitatæ</i> in <i>Euganeis</i> (BIZZOZERO) a <i>Conegliano</i> (SPEGAZZINI) æstate 1877.

## MICHELIA

## COMMENTARIUM MYCOLOGIÆ ITALICÆ

CURANTE P. A. SACCARDO

## INDEX

SACCARDO P. A. — Enumeratio Pyrenomycetum Hypocreaceo- rum hucusque cognitorum systemate carpologico dispositorum . . . . .	pag. 277
— Fungi italici autographice delineati. Tab. 161—320	
— Commentarium . . . . .	» 326
Dispositio generis <i>Lophiostomatis</i> . . . . .	» 327
Dispositio generis <i>Melanommatis</i> . . . . .	» 337
— Fungi Veneti novi v. critici. Seriei VIII. <sup>væ</sup> Appendicula »	351

Fol. 5 — Pretium it. lib. (*francs*) 5

PATAVII

TYPIS SEMINARII

1878





# ENUMERATIO PYRENOMYCETUM HYPOCREACEORUM

## HUCUSQUE COGNITORUM

SYSTEMATE CARPOLOGICO DISPOSITORUM

AUCTORE

**P. A. SACCARDO**

---

---

*Fam. Hypocreaceæ* DNtrs Oss. in Giorn. bot. I. II. 48. 51.

*Sacc. Consp. gener. Pyren. ital. p. 18.*

Pyrenomycetes simplices vel compositi. Perithecia subcarnosa v. ceraceo-membranacea, plerumque rubescentia (rarius cyanea, v. flavo-olivacea, v. pallida) numquam carbonacea, ostiolo subcentrali, rotundo dehiscentia. Stroma, ubi adest, molliusculum, carnosum-ceraceum, rarius byssinum. — Asci 4–8–pleiospori, sæpius 8–spori. Sporidia plerumque hyalina, rarius fusca. Status secundarii (*Spermogonia*, *Pycnidia*, *Conidiophora*) in plerisque cogniti.

### *Sect. 1. Hyalosporæ* Sacc.

Sporidia ovoidea v. suboblunga, continua, hyalina.

+ **Simplices.**

a. **Superficiales.**

\* **Perithecia conoidea v. subglobosa.**

§ **Asci octospori.**

**I. NECTRIELLA** Sacc. *Michelia* I. 51 (non Fckl.) Perithecia Nectriæ (Cfr. gen 13) — Asci cylindranei. Sporidia ovoidea v. oblonga, absolute continua, hyalina. — Status conidiophori cogniti.

**N. Rousseliana** (Mtgn.) Sacc. *Michelia* I. 51. Ad folia *Buxi sempervirentis* in Italia, Gallia, Germania, Anglia &c. — Asci 60 ≈ 7–8; sporidia 15 ≈ 5. — Status

micro- et macro-conidioph. cogniti: *Verticillium Buxi* (Schm.) et *Volutella Buxi* (Cda) Bk.

- N. perpusilla** (Mtgn.) Sacc. Mich. I. 51. In clava Xylariæ allantodiæ in Cuba et in Europa (Bk) - Asci breve clavati; sporidia oblonga, hyalina. Mtgn. Syll. 225.
- N. miltina** (Mtgn.) Sacc. Nectria miltina Mtgn. Syll. 225. In foliis Agaves in Algeria, Italia, Gallia, Hispania - Asci cylindraneo-clavati,  $65 \approx 4$ ; sporidia minutissima, ovoidea,  $6 \frac{1}{2} \approx 2$ . St. conid.: *Tubercularia concentrica* Mtgn.
- N. jucunda** (Mtgn.) Sacc. Nectria jucunda Mtgn. Syll. 225. Ad ramos Cacti Opuntiaë in Algeria - Asci clavati; sporidia oblonga, hyalina, utrinque guttata.
- N. chlorina** (Cr.) Sacc. Nectria chlorina Cr. Finist. 37. In caule Angelicæ in Gallia - Asci subcylindrici; sporidia monosticha, ovoidea, continua.
- N. chrysites** (West.) Sacc. Cfr. Cr. Finist. 37 et Kx Fl. I. 320. In ramis Genistæ, Spartii, Fraxini, Ribis in Gallia, Germania, Belgio - Asci cylindranei. Sporidia ellipsoidea, continua, subinaequilateralia.  
Sph. chrysites Wallr. est vera Nectria. Cfr. suo loco.
- N. digitalicola** (Cr.) Sacc. Nectria dig. Cr. Finist. 37. In caule Digitalis in Gallia - Asci clavati; sporidia oblonga, 1-seriata, continua, hyalina.
- N. carnea** (Dmz.) Sacc. Nectria carnea Dmz., Tul. In foliis Caricis, Luzulæ, in Gallia, Germania - Asci subclavati, 40 lgi; sporidia oblonga,  $10-13 \approx 2-3$ , continua, 3-4-guttulata. St. conidioph. *Piloniam Pelliculam* Dmz. sistens - An potius Calonectriæ species?
- N. Umbelliferarum** (Cr.) Sacc. Nectria Umbell. Cr. Finist. 37. In caule *Ænanthis crocatæ*, Angelicæ, Urticæ &c. in Gallia - Asci clavati; sporidia oblongo-fusoidea, 1-2-sticha, granulosa. An Calonectria?
- N. citrina** (Cr.) Sacc. Nectria citrina Cr. Finist. 37, non Wallr. In caule Dauci in Gallia - Sporidia ovoidea, continua, 2-guttulata.
- N. nigro-viridis** (Cr.) Sacc. Nectria nigro-viridis Cr. Finist. 37. In cortice Ligustri in Gallia - Perithecia brevi-pilosa, viridi-olivacea; asci subcylindrici; sporidia ovoidea, 1-sticha, 2-guttulata.

- N. thelopsioides** (Cr.) Sacc. *Nectria thelops*. Cr. Finist. 256. In cortice salicino in Gallia – Asci subfusoides; sporidia oblongo-fusoides, continua, limbata.
- N. offuscata** (B. & C.) *Nectria offuscata* B. & C. Grevill. IV. 45. In Hibisco syriaco in Carolina inf. – Asci clavati; sporidia 2-sticha, oblonga, hyalina.
- N. furfurella** (B. & Br. 1872) Sacc. *Nectria furfurella* B. & Br. Grevill. I. 155. In caule Brassicæ – Sporidia ovata,  $3\frac{1}{2}$ –5 micr. lg. Conidia nota.
- N. Keithii** (B. & Br. 1876) Sacc. *N. Keithii* B. & Br. (Hedw. 1876 p. 62, Just. Jahr. IV. 228) In caule Brassicæ in Anglia. Sporidia continua, ovoidea, 5–6 lga.  
An eadem ac *N. furfurella* (B. & Br.)?
- N. monilifera** (B. & Br.) Sacc. *Nectria monilifera* B. & Br. F. Ceyl. n. 1007. In ligno putri dejecto – Asci lineares; sporidia globulosa, granulosa, diam.  $3\frac{3}{4}$ –5 micr.
- N. Bambusæ** (B. & Br.) Sacc. *Nectria Bambusæ* B. & Br. F. Ceyl. n. 1015. Ad Bambusam in Ceylan – Asci breve clavati; sporidia minima, 10 micr. lga.
- N. microspora** (Cooke & Ell.) Sacc. *Nectria microspora* C. & E. in Grevillea V. 53. In cortice Magnoliæ New-Jersey – Asci cylindraces; sporidia ovalia, continua, non constricta,  $7\frac{1}{2} \approx 4$ , 2-guttulata, hyalina.

#### §§ Asci polyspori.

2. **CHILONECTRIA** Sacc. n. gen. *Perithecia Nectriæ*. Asci cylindraces-clavati v. oblongi, polyspori; sporidia exigua ovoidea v. botuliformia, continua, hyalina.

*Obs.* Sec. nonnullos auct., ex. g. Tul. *Nectriæ* polysporæ essent meræ formæ *Nectriarum* octosporarum, sed nova et plena confirmatio adhuc desideratur.

- C. myriospora** (Cr.) Sacc. *Nectria myriospora* Cr. Finist. 37.

*Hab.* in fimo equino in paludibus, æstate, in Gallia.

*Char.* *Perithecia*  $\frac{1}{5}$  mill. flava, spherica, reticulato-contexta, astoma. Asci crassi, ovoidei, polyspori, paraphysibus filiformibus, curvis obvallati. Sporidia 100–150 perexigua, ovoidea, hyalina. Cr. l. c.



**C. Rosellinii** (Carest.) Sacc. *Nectria Rosellinii* Carest. in Rabh. F. E. n. 923 et Hedw. V. p. 190 (1866).

*Hab.* in ramis *Abietis pectinatae* dejectis a Riva, 1864.

*Char.* Pyrenia obovata, collabescentia, in vivo vitellino-coccinea, levia; contextu minute vesiculoso. Asci polyspori (? specim. immat.) cylindranei, apice rotundato,  $60 \approx 10$ ; paraphyses gelatinosae, crassiusculae, filiformes. — Quadantenus refert *Nectriam decolorantem*. Car. l. c.

**C. sulphurella** (DNtrs) Sacc. *Nectria sulphurella* DNtrs Recl. Piren. ital. in Comm. critt. II. 477.

*Hab.* in ramis languentibus Pini *Piceae* in sylvae *Ambais Hufen* ad Allagna, Italia (Carestia).

*Char.* Corticola erumpens. Pyrenia e stromate pulverinato, compacto, caespitulosa, rotundata v. obovoidea, osculo perexiguo demum hiantia, carnea, vertice furfuracea, in sicco pallide furfuraceo-sulphurea. Asci clavati, leptodermi (polyspori). Sporidia (microsporae) oblonga, exigua, hyalina. Paraphyses rarescentes.

*Obs.* *Nectria chrysites* Westend. huic similis est, non tamen identica. DNtrs. l. c.

**C. Cucurbitula** (Curr.) Sacc. Cfr. *Grevillea* IV. 16. In ramis putrescentibus in Eur. et Am. (in *Salice Romae!*). Asci clavato-fusoidei, myriospori; sporidia minuta curvula 3-5 lga, hyalina.

*Obs.* Sec. Curr. Comp. Sph. n. 179 in hac eadem specie adsint quoque sporidia continua, ovoidea, 10 lga. hyalina. Sec. Fekl. *Sph. Cucurbitula* Tode est vera *Nectria* sporidiis didymis  $12 \approx 6$  (in cortice Pini); sec. Wallroth (ex autopsia Mtgn. Pl. cell. VIII. Cent. p. 72) est *Calonectria*.

Sec. Bk. exstat forma *Nectriae inauratae* B. & Br. ascis polysporis donata. — Sec. DNtrs Osserv. l. c. *Sphaeria coccinea* Fr. Scler. n. 185 (non auct.) ascos polysporos gerit.

\*\* *Perithecia cylindraneo-subulata*.

3. **ELEUTHEROMYCES** Fekl. Symb. 183. *Perithecia* e basi subglobosa cylindraneo-subulata, subdiaphana. Asci cylin-

dracei. Sporidia ovoideo-cylindracea, utrinque setulâ aucta, continua, hyalina. Stat. conidicus *Isariam* sistens.

**E. subulatus** (Tode) Fekl. Symb. 183. In Agaricis putridis in Italia, Germania, etc. - Asci cylindracei  $52 \approx 2 \frac{1}{2}$ ; sporidia subfusoidea, utrinque ciliata,  $5-6 \approx 1 \frac{1}{2}$ - $2 \frac{1}{2}$ , hyalina. St. conidioph.: *Isaria brachiata* Schum.

b. **Immersæ.**

**4. HYPONECTRIA** Sacc. Michel. II. 250. Perithecia simplicia, tecta, contextu nectriaceo molli laxè parenchymatico; asci octospori; sporidia ovata v. oblonga, continua, hyalina.

**H. Buxi** (DC.) Sacc. Michel. II. 250 et F. ital. tab. 200. In foliis Buxi (et Quercus Ilicis) in Italia, Gallia, Germania, Anglia - Asci cylindracei,  $80-90 \approx 10-12$ ; sporidia oblonga,  $16-18 \approx 6-7$ , granulosa, hyalina.

++ **Stromaticæ.**

**5. MONOGRAPHOS** Fekl. Symb. App. III. 24. Stroma sub epidermide nigrificata lirelliforme, diaphanum; loculi plerumque 1-seriales, majusculi, candidi. Asci octospori; sporidia fusoidea v. elongata, continua, hyalina.

**M. Aspidiorum** (Lib.) Fekl. l. c. Sphæria Aspidiorum Lib. In stipitibus Pteridis aquilinæ in Gallia et Germania. - Asci  $70 \approx 8$ ; sporidia  $26 \approx 4$ .

**6. WINTERIA** Sacc. Hypocreopsis Wint. Hedw. 1875 p. 26. (non Karst.) Stroma rubrum, verruciforme, villosulum. Perithecia immersa - Asci ventricosi, 4-8-spori. Sporidia late ellipsoidea, continua, hyalina.

**W. pulchra** (Wint.) Sacc. Hyp. pulchra Wint. Hedw. 1875 p. 26-27. In stercore pecorino in Germania - Asci oblongo-ventricosi, paraphysati,  $170 \approx 52$ , 4-8-spori; sporidia late ellipsoidea utrinque acutiuscula, continua, hyalina,  $56 \approx 30$ .

**7. POLYSTIGMA** Pers. ap. Moug. et Nest. n. 270. Stroma subcarnosum effusum parenchymati foliorum innatum, ochraceum, fulvum v. rubrum Perithecia immersa - Asci 8-spori.

Sporidia ovoidea continua. St. spermog. *Libertellam rubram* Bon. &c. sistens.

**P. ochraceum** (Wahlg.) Sacc. Consp. Pyr. 20. *Sphaeria ochracea* Wahlg. (1812) *Polys. fulvum* DC. (1817). In foliis vivis Pruni Padi. Ascus non vidi, nec descriptos reperi.

**P. ochraceum \*aurantiacum** West. In foliis Pyri in Hollandia.

**P. rubrum** (Pers.) DC. Mem. Mus. p. 337. In foliis Pruni domesticæ, spinosæ et insititiæ - Ascus clavati; sporidia ovoidea,  $10 \approx 6$ , subhyalina.

Spermogon: *Libertella rubra* Bon.

*Sect. 2. Phæosporæ* Sacc.

Sporidia ovoidea v. oblonga, continua, fusca.

+ Ascus 4-8-spori.

8. **SPHÆRODERMA** Fekl. Symb. app. III. 23. Perithecia in subiculo effuso arachnoideo sublibere insidentia, globulosa, hyalina, dein fusca - Ascus tetraspori. Sporidia maxima, ellipsoidea, continua, fusca.

9. **S. theleboloides** Fekl. Symb. App. III. 23. In fragmentis ligneis terra obvolutis - Ascus ovati, stipitati, p. s.  $56 \approx 32$ , toti 120 lgi.; sporidia elliptico-ovata, utrinque attenuata, inæquilateralia,  $31 \approx 17$ , continua, umbrino-fusca.

10. **MELANOSPORA** Cda Icon. F. I. 24. Perithecia simplicia, mollia, diaphana, ostiolo subulato-rostrato, apice sæpe penicillato - Ascus octospori. Sporidia ellipsoidea, continua, fusca.

**M. chionea** (Fr.) Cda Icon. I. 25. Ad folia Pini sylvestris putrida - Ascus clavati, p. s.  $45-46 \approx 16-18$ ; sporidia ellipsoidea, obtusa, fusca,  $12 \approx 7-9$ .

**M. lagenaria** (Pers.) Fekl. Symb. 126. In hymenio Polypori adusti et igniarii vetusto - Ascus clavati, p. s.  $35-40 \approx 12-14$ ; sporidia limoniiformia, fuscidula,  $11-12 \approx 6$ , octona ex Karst., quaterna ex DNtrs.



- Spermogonium: *Sphaeria pilifera* \**capillata* Fr. sec. Karst. Fenn. II. 220.
- M. caprina** (Fr.) Sacc. *Ceratostoma caprinum* Fr., Cooke Hndb. 925. In quisquiliis in Anglia, Dania - Asci clavati; sporidia ellipsoidea, continua.
- M. Zobelii** (Cda) Fekl. Symb. 127. In *Pezizis vivis et Tuberibus* in Germania et Anglia - Asci crassi; sporidia ellipsoidea v. subfusoidea,  $26 \approx 14$ , subinæquilateralia, fusca.
- M. vervecina** (Dmz.) Bk., Fekl. Symb. 127. In ramulis putridis variis in Gallia, Germania - Asci oblongi; sporidia ovato-ellipsoidea, 1-2-guttata,  $20 \approx 12$ , fusca.
- M. leucotricha** Cda Ic. I. 25. In foliis et ligno *Coryli* in Germania - Asci cylindraceuti; sporidia ovato-ellipsoidea limoniiformia,  $24 \approx 14$ , multi-guttulata, fusca.
- M. arachnophila** Fekl. Symb. 127. In *Araneis emortuis* in Germania - Asci cylindraceuti; sporidia globosa, 1-guttulata, hyalina (semper?)
- M. Coemansii** West. in Bull. Act. Belg. 1857 p. 579. In Belgio.
- M. Zamiae** Cda Icon. I. 24. In foliis putr. *Zamiae pungentis* Reichenberg - Asci diffluentes; sporidia limoniiformia, fusca.
- M. vitrea** (Cda) Sacc. *Sphaeronema vitreum* Cda Ic. I. 25. *Ceratostoma vitreum* Fr. Summa. 396 - In tuberibus *Georginae* in Germania - Asci diffluentes. Sporidia ovalia pallide flava, 12 lga.
- M. arenaria** Mtgn. in Ann. Scienc. nat. 1856, XXV. Ad rupes arenarias Bernæ - Asci clavati deliquescentes; sporidia ventricosa, limoniiformia,  $20 \approx 10$ , 1-guttata.
- M. Helvellæ** (Cooke) Sacc. *Ceratostoma Helvellæ* Cooke Grevill. I. 175. In hymenio *Pezizæ hemisphaericæ* in Anglia - Asci clavati, mox diffluentes; sporidia limoniiformia, brunnea, levia, 22-25 lga.
- M. parasitica** Tul. Carp. III. f. 11-14. In corpore putri *Melolonthæ vulgaris* in Gallia - Asci clavati stipitati; sporidia oblonga, obtusa, 1-guttata, fusca.



## ++ Asci polyspori.

10. **SCOPINELLA** Lév. in Dict. univ. II. N. 126. Perithecia Melanosporæ. Asci polyspori. Sporidia minuta subcuboidea.

*S. barbata* (Pers.) Lév. l. c. Melanospora barbata (Pers.) Dur. & Mtgn. Alger. I. 549. In foliis putrescentibus quercinis in Europa et Algeria.

## Sect. 3. Didymosporæ Sacc.

Sporidia didyma, hyalina v. dilute colorata.

+ Perithecia stromate proprio destituta v. in eo non immersa.

\* Perithecia matrice immersa.

a. Perithecia bysso nullo complexa.

11. **PASSERINULA** Sacc. in Grevillea IV. 21. Perithecia bysso nullo complexa, pallida, ceracea, Pyrenomycetibus majoribus (e. g. *Valsaria*, *Thyridio*) parasitice immersa, ostiolis longicollibus, exertis - Asci 8-spori, copiose paraphysati. Sporidia ovoidea, 1-septata, pallide olivaceo-fuliginea.

*P. candida* Sacc. F. Ven. ser. IV. 22. F. ital. t. 4. In stromatibus Pyrenomycetum majorum in Italia - Asci clavati, p. s. 70  $\approx$  12; sporidia 1-septata, 2-4-guttata, 16-18  $\approx$  7-8, fuscidula.

b. Perithecia bysso connexa.

12. **HYPOMYCES** Fr. (ut subg.) Summa 382, Tul. Perithecia stromate byssino, effuso connexa, Hymenomycetibus v. Discomycetibus plerumque parasitice immersa, læticoloria, ostiolis abbreviatis - Asci typice 8-spori, paraphysati. Sporidia oblonga, typice 1-septata, hyalina.

*H. torminosus* (Mtgn.) Tul. Carp. III. 40. Nectria torminosa Mtgn. Syll. 225. Ad Lactarium torminosum in Algeria et Gallia - Asci cylindrici; sporidia oblonga 1-septata.

*H. Linkii* Tul. Carp. III. 44. In Agarico putri in Gallia et Germania. St. ascoph. ignotus.

Conid. et chlamydosp.: *Mycogone rosea* Lk.

- H. cervinus** Tul. Carp. III. 51. In *Helvella crispa*, Pezizisque in Gallia et Germania. St. ascoph. ignotus.  
Conid. et chlamydosp.: *Mycogone cervina* Ditm.
- H. chrysospermus** Tul. Carp. III. 49. In *Boletis putrescentibus* - Asci cylindranei 120-150  $\times$  9; sporidia elongata, utrinque subapiculata, spurie 1-septata, 21-25  $\times$  6.  
St. conid. et chlamydosp.: *Sepedonium mycophilum* Nees. (Tul.)
- H. aureo nites** Tul. Carp. III. 64. In hymenio *Merulii tremollosi* Pers. in Gallia - Asci lineares; sporidia ovato-oblonga, 1-septata, leniter constricta, 10-13  $\times$  3  $\frac{1}{2}$ .
- H. asterophorus** Tul. Carp. III. 54. In *Agarico adusto* et *Nyctali* in Europa et Amer. - Asci late ovati; sporidia fusioidea, utrinque mucronata, 1-septata, 25-35  $\times$  6, lutescentes.  
St. macro- et microcon.: *Asterophora agaricicola* Cda.
- H. Pezizæ** Tul. Carp. 52. In *Peziza hemisphærica* in Gallia, Germania.  
St. micro- et macrocon.: *Stephanoma strigosum* Wallr. et *Asterophora Pezizæ* Cda.
- H. lateritius** (Fr.) Tul. Carp. 62. In lamellis *Lactarii deliciosi* et *torminosi* in Eur. & Amer. - Asci cylindranei p. s. 110  $\times$  6-7; sporidia elongata, 1-septata, luteola, 18-20  $\times$  4-4  $\frac{1}{2}$ .
- H. rosellus** (A. S.) Tul. In acubus, fungis putrescentibus &c. in Eur. et Am. - Asci cylindraneo-clavati. Sporidia fusioidea, medio constricto-1-septata, 23-32  $\times$  5-7, (rarius 3-sept. sec. Karst.)  
St. conid. *Trichothecium candidum* Wallr.
- H. roseus** (Pers.) Fckl. Symb. 182. *Sphaeria rosea* Pers. - *Hypocrea rosea* Ces. DNtrs. In cortice terra obducto *Alni glutinosæ*. Sporidia fusioidea, obliqua, 1-septata, 37  $\times$  7, hyalina.  
St. conid. ? *Botrytis carnea* Schum.
- H. aurantius** (Pers.) Fckl. Symb. 183. In *Polyporis variis putridis* in Eur. et Amer. Sporidia fusioidea, utrinque apiculata, curvula, 1-septata, 18-24  $\times$  6, hyalina.

St. conid, notus.

- H. violaceus** (Schmidt) Tul. Ann. Sc. nat. s. IV. t. XIII. p. 14 (1860). In *Æthelio septico* - Asci lineares,  $58 \approx 4$ ; sporidia ovato-oblonga, 1-septata (Tul.),  $6 \approx 3$ . Sporidia continua sec. Fekl. et Karst.
- H. fulgens** (Fr.) Karst. Fenn. II. 207. In cortice *Pini sylvestris* in Fennia et Scandinavia - Asci cylindracei,  $110-135 \approx 6$ ; sporidia elongata,  $15-21 \approx 4 \frac{1}{2}$ , 1-septata, (rarius spurie 3-septata) hyalina.
- H. bombacinus** Karst. Fenn. II. 210. In *Polyporo trabeo* in Fennia. Tantum hucusque mycelium conidio-phorum observatum: *Institale bombacina* Fr.
- H. viridis** (A. S.) Karst. Fenn. II. 211. In hymenio *Lactariorum* - Asci cylindracei p. s.  $160 \approx 7-8$ ; sporidia elongata, obsolete 1-septata,  $30-36 \approx 5-6$ , luteola.
- H. Melanostigma** Tul. in Ann. Sc. nat. ser IV. t. XIII. p. 17. H. *asterophoro* affinis ex Tul.
- H. fusisporus** Tul. Carp. III. 56. In *Russula adusta* in Gallia - Asci obovati breves; sporidia, quaterna obovato-fusiformia,  $50 \approx 10$ , deorsum breve cuspidata.
- H. decipiens** Tul. Carp. III. 61. In *Agarico melleo* in Gallia. Macro- et microconidia tantum nota.
- H. Baryanus** Tul. Carp. III. 59. In *Nyctali parasitica* in Gallia. Macroconidia tantum nota.
- H. ochraceus** (Pers.) Tul. Carp. III. 41. Cfr. Cooke Hndb. 777. In fungis putridis in Eur. et Amer. Sporidia oblongo-fusoidea,  $35 \approx 6 \frac{1}{2}$ , 1-septata, utrinque acuta; asci cylindracei,  $250 \approx 6 \frac{1}{2}$ .
- St. conid. *Verticillium agaricinum* Cda.
- H. luteo-virens** (Fr.) Tul. Carp. III. 57. In *Boletis putrescentibus* in Eur. et Amer. - Asci cylindracei; sporidia fusoidea  $20-25$  lga, curvula, 2-septata, hyalina. Macroconidia nota sec. Curr. et Tul.
- H. Broomeanus** Tul. Carp. III. 108. In *Polyporo annoso* in Anglia - Asci lineares  $130-140 \approx 3 \frac{1}{2}$ ; sporidia lanceolata, 1-septata,  $12-15$  lga.  $3 \frac{1}{2}$  cr. Conidia nota.
- H. tomentosus** Fr. (ubi?) Grev. IV. 15. In *Agaricis* in America boreali. Nucleus indescritus.



*Obs.* In codicibus Friesianis hanc speciem reperire non contigit.

- H. pæonius** B. & Br. Ceyl. F. n. 1000. In Polyporis in Ceylon - Asci clavati; sporidia oblongo-cymbiformia, 1-septata, 30 lga. Conidia adsunt.
- H. chrysostomus** B. & Br. F. Ceyl. n. 1001. In Ceylon - Asci lineares 86 lgi; sporidia curvula 10-13 lga.
- H. chromaticus** B. & Br. F. Ceyl. n. 1002. In Stereo putri in Ceylon - Asci lineares; sporidia subcymbiformia 1-septata, 15 ≈ 5.
- H. Tegillum** B. & C. (Grev. IV. 15). In Pino in America boreali - Nucleus indesciptus.
- H. stilbiger** B. & Br. F. Ceyl. n. 1003. Parasiticus in Trichiis in Ceylon - Asci elongati, apice subcapitati; sporidia fusiformia, multiseptata 15 lga. Conidia nota. - An genuina Hypomycetis species?
- H. albus** Cr. Finist. 39. In Peziza virginea ad truncos quercinos in Gallia - Status gemmifer tantum notus ex Cr.
- H. Lactiflorum** (Schw.) Tul. Carp. III. 63. Sphæria Lact. Schw. Carol. n. 34, p. 30. Fr. Syst. Mycol. II. 338. In Lactariis, præsertim piperato in Carolina. Sporidia oblongo-lanceolata 25-35 ≈ 6-5, verruculosa, 1-septata.
- H. agaricola** (Chaill. Fr.) Sphæria agar. Chaill. in Fr. Syst. mycol. II. 339. In Agaricis vetustis Helvetiæ. Nucleus indesciptus.
- H. miliarius** Tul. Carp. III. 43. In Russulis in Gallia. Tantum stat. sclerot. et conid. noti.
- H. tuberosus** Tul. carp. III. 58. In stipite lamellisque Lactacii acris in Gallia. Tantum st. sclerot. et macroconid. noti.
- H. chlorinus** Tul. Carp. III. 59. In Boletto cyane-scente, scabro &c. in Gallia. Macro- et microconidia tantum cognita.
- H. hyalinus** (Schw.) Sphæria hyalina Schw. Carol. n. 35 p. 30, Fr. Syst. mycol. II. 339 Curr. C. Sph. p. 267. In Russula fætida in Carolina - Asci cylindranei, octospori; sporidia elliptico-fusoidea, 15-20 lga. chlorino-hyalina.



**H. Cesatii** (Mtgn.) Tul. Carp. III. 40. *Nectria Cesatii* Mtgn. VIII. Cent. n. 68 pag. 66, DNtrs Sfer. ital. t. II. f. 5. Inter muscos, in residuis, ut videtur cujusdam Polypori parasitans, a *Locarno*, Aprili 1857 (Cesati). Byssisedus; perithecia gregaria, minima,  $\frac{1}{2}$ - $\frac{1}{4}$ , ovoidea aurantio-rubra, e subiculo fulvo pallescente emergentia - Asci elongati toruloso-moniliati,  $100 \times 10$ ; sporidia octona uniseriata, oblonga, utrinque cuspidata, 2-4-(?) locularia, medio constricta, hyalina,  $15 \times 6 \frac{1}{2}$ , cuspidibus 8 lgs. (Mtgn.) In icone DNtrs l. c. sporidia exacte bilocularia delineata sunt.

\*\*\* **Perithecia in matrice v. stromate subsuperficialia.**

A **Perithecii contextus ruber v. flavicans.**

§ **Asci octospori** (in *N. pityrode* Mtgn. 4-spori).

13. **NECTRIA** Fr. Summa Scand. 387. Perithecia erumpenti-superficialia, v. superficialia, caespitosa v. discreta, saepe stromate pulvinato, primitus conidiophoro insidentia, rosea v. laete colorata. Asci cylindranei v. fusoides, initio infra apicem coarctati. Sporidia ellipsoidea v. oblonga, 1-septata, hyalina, loculis typice non secedentibus. St. conidioph.: *Tubercularia*, *Illosporium* &c. - Sacc. Gen. Pyr. n. 100.

**N. discophora** Mtgn. Syll. 224. Ad cortices arborum in sylvis Chilensibus, in cortice Alni in Germania - Asci diffluentes; sporidia oblonga, medio septata,  $20 \times 5$ .

**N. pityrodes** Mtgn. Syll. 224. Ad cortices ramorum in Cuba - Asci clavati, tetraspori; sporidia oblonga, medio 1-septata.

**N. pithyroides** Mtgn. \*saccharina B. & Br. Ceyl. F. n. 1027. In corticibus Ceylon. Sporidia cymbiformia 1-septata, 25-40 lga.

**N. australis** Mtgn. Syll. 225. Ad cortices in Chili - Byssiseda; asci cylindrici; sporidia lanceolata, uni-septata.

**N. punicea** (Kze & Schm.) Fr. Summa 387. In ramis Frangulae - Asci cylindranei. Sporidia fusioidea, 1-septata, non constricta,  $16 \times 5$  (Fekl.)

*Obs.* Sec. Kx Fl. I. 320 sporidia ovoidea continua essent, quæ Nectriellæ speciem designarent.

- N. charticola** Fckl. Symb. 176 sub *Nectriella*. In charta putrescente in Germania - Asci clavato-oblongi, stipitati; sporidia oblonga, didyma,  $17 \approx 7$ , hyalina.
- N. paludosa** Fckl. Symb. 176 sub *Nectriella*. In foliis aqua immersis Typhæ in Germania - Asci oblongi  $72 \approx 8$ ; sporidia, oblonga, 1-septata (?),  $13 \approx 6$ , 2-guttata, hyalina.
- N. lichenicola** (Ces.) Sacc. *Nectriella carnea* Fckl. Symb. 176. *Cryptodiscus lichenicola* Ces. in Kl. Herb. myc. II. 523 (teste ipso Fckl.). In thallo *Peltigeræ caninæ* - Asci  $56 \approx 8$ . Sporidia 1-septata, ovato-oblonga  $12 \approx 4$ .  
Conid: *Illosporium carneum* Fr. - Huc *Nectria Robergei* Dmz. sec. Tul. Karst., sed. vix.
- N. Fuckelii** Sacc. *Nectriella coccinea* Fckl. Symb. 177. In thallo *Hageniæ ciliaris* - Asci  $56 \approx 10$ ; sporidia ellipsoideo-oblonga, 1-septata,  $26 \approx 5$ , hyalina.  
Conid.: *Illosporium coccineum* Fr.
- N. erythrinella** (Nyl.) Tul. Carp. III. 95. In thallo *Peltigeræ caninæ* - Asci cylindraceo-ovati, 90-110  $\approx 12-15$ ; sporidia fusoidea, 1-septata,  $18-25 \approx 6-8$ . Huc *Nectriella Kalchbrenneri* Fckl. Symb. 177 sec. Karst. Sec. Tul. vix differt a *N. lichenicola* (Ces.)
- N. chlorella** (Fr.) Tul. Carp. III. 172. Conangium chlorellum Fr. Elench. II. 21. In cortice *Abietis pectinatae* in Gallia - Asci octospori; sporidia breve ovato-oblonga, mutica, 1-septata,  $10-13 \approx 4-5$ , hyalina.
- N. cinnabarina** (Tode) Fr. Summa 388. In ramis arborum variarum totius orbis - Asci  $60 \approx 8$ ; sporidia oblonga v. subfosoidea, 1-septata,  $16 \approx 5$ , hyalina.  
St. conid.: *Tubercularia vulgaris* &c.
- N. cinnabarina** (Tode) Fr. \***N. Tiliæ** Karst. Symb. ad Myc. Fenn. VI. 239. In ramis *Tiliæ parvifoliæ* - Sporidia elongata, curvula,  $18-26 \approx 4-5 \frac{1}{2}$ , 1-septata.
- N. Desmazierii** DNtrs. Sfer. ital. Cent. I. n. 4. *N. coccinea* v. *cicatricum* Dmz. *N. cicatricum* Tul. Carp. III. 77. In ramis *Buxi sempervirentis* - Asci cy-

lindracei 72 × 8; sporidia ovato-oblonga, 1-septata, 11 × 5.

St. conidic: *Tubercularia versicolor* Sacc.? et *Discellae* spec. Tul. l. c.

**N. sinopica** Fr. Summa 388. In sarmentis Hederæ Helicis – Asci cylindracei; sporidia ovato-oblonga, 1-septata, 12 × 5, hyalina.

St. conid.: *Tubercularia sarmentorum* Fr. p. p. – Sperm.: *Sphaeronema Hederæ* Fekl.

**N. Cucurbitula** Fekl. Symb. 180. Kunze F. select. n. 105 (nec. Fr., nec Awd.) In ramis Pini Germ. – Asci cylindracei, octospori; sporidia ovato-oblonga, 1-septata, 12 × 6.

Obs. Sec. Tul. Carp. III. 86. *Chilonectria Cucurbitula* jam descripta est forma altera hujus speciei; ceterum et externa facie bene recedunt.

**N. Aquifolii** (Fr.) Berk. Cooke Hndb. 782. In ramis Ilicis Aquifolii – Asci cylindracei, octospori; sporidia ellipsoidea, spurie 1-septata, 12–13 lga, hyalina. Pycnidia nota sec. Crouan.

**N. lecanodes** Ces. in Rbh. H. myc. II. 525. In thallo *Peltigeræ caninæ* – Asci cylindraceo-oblongi 62 × 8; sporidia ovato-oblonga, 1-septata, (v. obscure 4-partita, Tul.) 14 × 5. Huc sec Tul. Carp. III. 94 spectaret *N. Peziza minor* Dmz. Not. 1856 n. 371.

**N. Peziza** (Tode) Fr. Summa 388. In ligno putri Asiæ, Eur., Amer. – Asci cylindraceo-clavati, 84 × 8; sporidia ovata, 1-septata, 12 × 6, 2-guttata, hyalina. Pycnidia nota sec. Crouan.

**N. Peziza** (Tode) Fr. \**minor* Dmz. XXIV. Not. p. 18. In thallo *Peltigeræ caninæ* in Gallia – Asci 60 lgi; sporidia ellipsoidea 10 lga, 4-guttulata. Certe diversa a *N. lichenicola* (Ces.). An eadem ac *N. lecanodes* (Ces.)?

**N. fimicola** Fekl. Symb. 179. In fimo vaccino putri – Asci cylindracei 80 × 8; sporidia ovato-didyma, 8 × 5, pallide flava.

**N. cosmariospora** Ces. & DNtrs. Schema 195. *Cosmariospora coccinea* Rbh. In *Polyporo ferrugineo* putri, in Italia, Gallia, Germania – Asci 80 × 16; sporidia



ellipsoidea, 1-septata, medio parum constricta, episporio verrucoso, fuscescente, 13-16  $\approx$  10.

**N. ditissima** Tul. Carp. III. 73. **N. coccinea** Plur. In cortice Fagi sylvaticæ in Gallia, Italia, Germania - Asci cylindraceo-clavati, 82  $\approx$  8; sporidia ovato-oblonga, 1-septata, 14  $\approx$  6, hyalina.

Conid.: *Tubercularia crassostipitata* Fckl. Symb. 180..

*T. minor* (?) Tul.

**N. Coryli** Fckl. Symb. 180. In ramis corticatis Coryli Avellanæ - Asci clavati; sporidia oblongo-ellipsoidea, didyma, utrinque apiculata, minuta.

**N. citrina** Fr. Summa 388. Fckl. Symb. 180. In ligno Alni glutinosæ - Asci cylindracei; sporidia oblonga, 1-septata, 2-guttulata, hyalina, 12-14  $\approx$  4  $\frac{1}{2}$ -6. *N. Citrum* Wallr. sec. Mtgn. diversam speciem sistit.

**N. coccinea** (Pers.) Fr. Summa 388 (?) Fckl. Symb. 180. In cortice Ulmi, Laricis &c. in Asia, Eur. et Am. - Asci cylindracei 90-100  $\approx$  7-8; sporidia ovata, 1-septata, hyalina 12-14  $\approx$  5-6.

**N. appplanata** Fckl. Symb. App. I. 22. In ramis corticatis Carpini Betuli - Asci cylindracei 58  $\approx$  5; sporidia ovata, didyma, utrinque subtilissime apiculata, 8  $\approx$  4, hyalina. Adest status pycnidicus.

**N. turbinata** Fckl. Symb. App. I. 22. In Helminthosporio parasitica - Asci oblongi 56  $\approx$  8; sporidia inæqualiter didyma, 2-guttulata, 12  $\approx$  5, fusca.

**N. mammoidea** Plowr. Br. Fung. in Grevill. vol. III. p. 126. In trunco Ulicis in Anglia - Asci . . . Sporidia ovoideo-oblonga, 1-septata, 25  $\approx$  10.

**N. oropensis** Ces. in Bot. Zeit. 1857 p. 406. In Italia boreali, in thallo Lichenum.

**N. episphæria** (Tode) Fr. Summa 388. In pyrenomycetibus parasitica - Asci cylindracei 64  $\approx$  6; sporidia ovato-oblonga, 8  $\approx$  4-5, 1-septata, hyalina.

**N. sanguinea** (Sibth.) Fr. Summa 388. In lignis putrescentibus Eur., As. et Amer. A *N. episphæria* peritheciis non v. vix collabescentibus diversa.

**N. sanguinea** (Sibth.) Fr. \***N. laurina** Sacc. Michelia I. 51. In ramis Lauri nobilis in Italia - Asci cylin-



- dracei  $40 \times 5$ ; sporidia oblonga, curvula,  $14 \times 3-3 \frac{1}{2}$ , tenuiter 1-septata, non constricta, hyalina,
- N. variicolor** Fekl. Symb. 181. In ligno putri Salicis triandrae - Asci cylindracei  $82 \times 7$ ; sporidia ovata, 1-septata,  $8 \times 5$ , hyalina.
- N. Daldiniana** DNtrs. Sfer. ital. n. 7. In ramis Sarcothamni scoparii in Italia et Germania. Sporidia oblonga, constricto-1-septata.
- N. Daldiniana** \*granulosa Cr. Finist. 38 (N. Peziza Bk. non Tode) in ramulis Genistæ et Spartii in Gallia.
- N. læticolor** B. & C. Cub. F. n. 765. In truncis cum Hepaticis in Cuba - Asci . . . ; sporidia ellipsoidea, 1-septata, 13-15 lga.
- N. saccharina** B. & C. Cub. F. n. 766. In ramis putrescentibus Coffeæ in Cuba - Asci . . . ; sporidia subfusioidea, demum 1-septata,  $10-12 \frac{1}{2}$  lga.
- N. subiculosa** B. & C. Cub. F. n. 770. In Polyporis putridis in Cuba - Asci . . . ; sporidia oblonga, angusta, 1-septata  $15 \times 5$ . Affinis *N. aureæ* Grev. t. 47, sed in hac sporidia multo crassiora.
- N. macrostoma** B. & C. Cub. F. n. 771. In corticibus putridis in Cuba - Asci . . . ; sporidia subellipsoidea, 1-septata, 10 lga.
- N. suffulta** B. & C. Cub. F. n. 773. F. Ceyl. n. 1020. In Palmarum petiolis in Cuba et Ceylon - Asci . . . ; sporidia oblongo-ellipsoidea, demum 1-septata,  $10-13 \frac{1}{2}$  lga,  $7 \frac{1}{2}$  cr.
- N. foliicola** B. & C. Cub. F. n. 776. In foliis Musæ (?) in Cuba - Asci oblongi; sporidia disticha, fusioidea, 1-septata,  $25 \times 4$ .
- N. ossicola** Cr. Finist. 38. In ossibus caninis in Gallia - Asci cylindracei dehiscentes; sporidia ovoidea, 1-septata, 2-guttulata. Adest status conidiophorus.
- N. Heraclei** Cr. Finist. 38. In caule emortuo Heraclei Sphondylii in Gallia - Asci clavati; sporidia oblonga, 1-septata, eguttulata.
- N. terrestris** Cr. Finist. 38. In muris in Gallia - Asci fusioidei; sporidia oblonga, granulosa, 1-septata, leniter constricta.

- N. hæmatococca** B. & Br. F. Ceyl. n. 1018. In corticibus in Ceylon - Asci . . . ; sporidia 1-septata,  $12 \frac{1}{2}$  - 15 lga.
- N. fuliginosa** B. & Br. F. Ceyl. n. 1019. In Ceylon - Asci . . . ; sporidia « metulæformia » 1-septata, 15 - 17 lga.
- N. Ralfsii** B. & Br. Cooke Hndb. 783. In ramis Ulicis, Genistæ et Fagi - Asci clavati; sporidia oblonga, 1-septata, 15-25 lga, 2-4-nucleata, hyalina.
- N. Albertini** B. & Br. Cooke Hndb. 784. In foliis, ramentis &c. Sporidia fusioidea, leniter constricta, 1-septata, 25-30 lga, subhyalina. Cfr. Curr. Simp. Sphær. p. 314. Ab *Hypomycete rosello* vere diversa videtur.
- N. Purtoni** (Grev.) Curr. Comp. Sph. p. 282 n. 182. Parasitica in Valsa Abietis in Anglia - Asci cylindraceo-clavati; sporidia oblonga, v. subfusioidea 1-septata.
- N. graminicola** B. & Br. Cooke Hndb. 787. In Aira cæspitosa in Anglia, Germania - Asci . . . ; sporidia fusioidea,  $20 \approx 6$ , 1-septata, hyalina.
- N. Ribis** (Tode) Rabh., Oud. F. Neerl. n. 168. Sacc. Michel. II. 276. In ramis Ribis rubri &c. - Asci clavati  $90 \approx 15$ ; sporidia fusioidea,  $20 \approx 6$ , 1-septata, non constricta.
- N. squamuligera** Sacc. F. Ven. ser. IV. p. 22. F. ital. tab. 155. In ramis Salicis et Robiniæ in Italia - Asci cylindracei,  $80 \approx 5$ ; sporidia 1-sticha, oblonga,  $15 - 16 \approx 4 \frac{1}{2}$  - 5, hyalina. Stat. conidiophorus: *Tubercularia pusilla* Sacc.
- N. aglæothele** B. & C. (Grev. IV. 45) In Alno in America boreali - Asci lineares; sporidia ellipsoidea, 1-septata, 12-14 lga.
- N. Russellii** B. & C. (Grev. IV. 45) In Ulmo, in America bor. - Asci . . . ; sporidia cymbiformia, 1-septata, 15-20 lga.
- N. viticola** B. & C. (Grev. IV. 45) Pirotta F. viticol. p. 45. In cortice vivo Vitis vinif. in Ital. et Amer. bor. - Asci cylindracei  $56-85 \approx 10$ ; sporidia elliptica, 1-septata,  $12 - 15 \approx 4-5$ .

- N. diploa** B. & C. Journ. Linn. Soc. X. 378. Cub. F. n. 767. In corticibus in Cuba. — Sporidia biseriata, fusiformia, 2-4-nucleata,  $25-30 \approx 8 \frac{1}{2}$ . An Calonectria?
- N. diploa** \*diminuta B. & C. (Grev. IV. 46) In Sphaeriis parasitica in America boreali — Asci fusoides, obtusi; sporidia breve fusoides, binucleata, 1-septata, 25-26 lga.
- N. Peponum** B. & C. (Grev. IV. 16) In Cucurbita putresc. in Amer. boreal. — Asci . . . ; sporidia oblonga 1-septata — Var. aurelia l. c., sporidiis continuis, forte est status infans.
- N. dispersa** Cooke & Ellis in Grev. 1876 p. 33. In corticibus New Jersey — Asci cylindraces; sporidia ellipsoidea, utrinque attenuata, 1-septata,  $25 \approx 10$ . Adsunt conidia.
- N. gyrosa** B. & Br. Fung. Ceyl. suppl. p. 86. In Ceylon — Asci clavati; sporidia elliptica, 1-septata.
- N. flavo-lanata** B. & Br. F. Ceyl. n. 1008. In corticibus in Ceylon — Asci clavati; sporidia oblonga, 1-septata,  $12-15 \approx 4 \frac{1}{2}$ . Conidia adsunt.
- N. bactridioides** B. & Br. F. Ceyl. 1010. In Ceylon — Asci . . . ; sporidia «metulæformia» 1-septata,  $12 \frac{1}{2} \approx 6 \frac{1}{2}$ .
- N. stenospora** B. & Br. F. Ceyl. n. 1011. In caulibus putridis in Ceylon — Asci . . . ; sporidia angusta, 1-septata,  $10-12 \frac{1}{2} \approx 3-3 \frac{3}{4}$ .
- N. Pezicula** Speng. in Michelia II. 232. In charta stercoreata in Italia — Asci cylindraces,  $55-65 \approx 7-8 \frac{1}{2}$ ; sporidia oblonga, 1-septata,  $12-14 \approx 3 \frac{1}{2}-4$ , 4-guttulata, hyalina.
- N. Mantuana** Sacc. F. ital. tab. 156, Michelia I. 52. In ligno Populi in Italia — Asci cylindraces-clavati  $80-90 \approx 7$ ; sporidia oblonga, constricto-1-septata,  $12 \approx 3 \frac{1}{2}-4$ , 4-guttulata, hyalina.
- N. indigens** (Arnold) Rehm Asc. n. 85. Secoliga indigens Arn. in Flora 1870 p. 121. In saxis calcareis in Tyroliae alpihus — Asci cylindraces-clavati,  $80-90 \approx 12-13$ , 4-6-8-spori, initio apice attenuati; sporidia ellipsoidea, v. subovoidea,  $12-15 \approx 8$ , monosticha v. subdisticha, plasmate bipartito, simulateque 1-septata, hyalina.
- N. Magnusiana** Rehm Ascom. n. 436. Parasitica in



- Diatrypella favacea* ad ramos Betulæ in horto Berolynensi - Asci cylindrici,  $110 \approx 8$ , sub apice initio contracti, paraphysibus (genuinis?) copiosis asco longioribus, filiformibus obvallati, 8-spori; sporidia monosticha, ovato-ellipsoidea,  $13-15 \approx 7$ , initio 2-nucleata granulosave, tandem 1-septata, non v. vix constricta, dilutissime hyalino-rosea. Perithecia coacervata, mox collabascendo umbilicata, rufo-nigricantia; contextu parenchymatico rufo-sanguineo.
- N. chrysites** (Wallr.) Rabh. Herb. mycol. ed. II. n. 632. In ramis Ulmi campestris in Germania - Asci diffluentes. Sporidia oblongo-ovata,  $18-20 \approx 5-6$ , initio 2-nucleata, denique constricto-1-septata, utrinque obtusiuscula, quandoque inæquilateralia, hyalina. Perithecia gregaria, v. subcæspitulosa, dein cupuliformia, lutea; contextu parenchymatico vivide sulphureo. A *N. chrysite* West. & Crouan diversa. Cfr. *Nectriellas*.
- N. thujana** Rehm. Asc. n. 338. In foliis emortuis Cupressi thyoïdis (white Cedar), cum *Pithya cupressina*, in America boreali. - Perithecia sparsa, minutissima, globulosa, sanguinea; asci clavati breve stipitati,  $90 \approx 12-15$ , aparaphysati, 8-spori; sporidia disticha, ex ovoideo breve fusoidea, constricto-1-septata, 2-nucleata, hyalina, senio dilutissime fuscilla.
- N. bicolor** B. & Br. Ceyl. F. n. 1025. In corticibus Ceylon - Asci...; sporidia oblongo-ellipsoidea, 1-septata,  $8 \approx 2 \frac{1}{2}$ .
- N. subquaternata** B. & Br. Ceyl. F. n. 1026. In corticibus Ceylon - Asci...; sporidia submetulæformia, oblonga, 1-septata,  $12 \frac{1}{2}$  lga.
- N. Stilbosporæ** Tul. Carp. III. 71 t. XI. f. 11-19. Ad ramulos Carpini Betuli in Melanconide macrosperma ejusque acervulis conidiophoris in Gallia - Asci lineares  $70-100 \approx 10-13$ ; sporidia monosticha, ovata, 1-septata, recta  $10-13 \approx 6 \frac{1}{2}-10$ , hyalina. St. conid. *Tuberculariam* sistens.
- N. Pandani** Tul. Carp. III. 71. In Melanconio Pandani Lév. - Asci obovato-lineares,  $80 \approx 6$ ; sporidia monosticha, breve lanceolata, recta,  $10 \approx 4$ , 2-(4?) locularia.
- N. Selenosporii** Tul. Carp. III. 72. *N. coccinea* Dmz.



non alior. In ramis corticatis *Ficus* in Gallia - Asci clavati; sporidia oblique monosticha, ovato-oblonga, 1-septata, forma et magnitudine *Nectriæ* *Pezizæ*. St. conid. *Selenosporium Urticearum* Cda f. *Fici* Dmz. et *Fusarium lateritium* f. *Mori* Dmz.

**N. armeniaca** Tul. Carp. III. 75, t. X. f. 1-12. In cortice *Fagi sylvaticæ* in Gallia - Asci cylindrici 100  $\approx$  8, obtusi; sporidia monosticha, ovata, obtusa 1-septata, 13  $\approx$  6  $\frac{1}{2}$ , hyalina. St. conidiophorus *Prosthemium stellare* Riess. imitatur.

**N. aurantiicola** B. & Br. F. Ceyl. n. 1028. In ramis *Citri Aurantii* in Ceylan. - Asci clavati; sporidia ellipsoidea, 1-septata, 15  $\approx$  7  $\frac{1}{2}$ . Adsunt stylosporæ.

**N. dealbata** B. & Br. F. Ceyl. n. 1029. In corticibus in Ceylon - Asci lineares; sporidia oblongo-ellipsoidea, 1-septata 12-13  $\approx$  5-6.

**N. Bogosarum** Pass. in N. Giorn. bot. it. 1875 p. 189. In cortice *Acaciæ* in Abyssinia - Asci longi cylindrici; sporidia ellipsoidea, apicibus subacutis, 1-septata, 5  $\approx$  2-2  $\frac{1}{2}$ .

**N. abscondita** Sacc. Myc. Ven. 123, t. XII. f. 42-45. In ramis corticatis *Ulmi* camp. in Italia - Asci cylindricei, 50  $\approx$  8; sporidia globoso-ovata, 1-septata, 9  $\approx$  6-7, 2-guttulata, e roseo hyalina.

**N. bryophila** (Rob. & Dmz.) Sacc. *Sphæria bryophila* Rob. in Dmz. XIX. Not. p. 10. Ad muscos in Gallia - Asci cylindrici 75  $\approx$  10; sporidia ellipsoidea, 2-nucleata, 20-25 Iga.

**B Aponectria:** sporidia appendiculata (intermixtis ascis spermatophoris?)

**N. inaurata** B. et Br. Cooke Hndb. 783. In ramis *Ilicis Aquifolii* - Asci cylindricei, octospori; sporidia ellipsoidea, 1-septata, 12-15 Iga, utrinque appendiculata.

Sec. Berk. adsunt quoque (in eodem perithecio?) asci clavati, majores, polyspori; sporidia curvula, minuta, 3  $\frac{1}{2}$  longa, hyalina.

## Species incertæ.

- N. ochroleuca** Schw. Grevill. IV. 16. In Moro multicauli in Amer. boreali.
- N. Eugeniæ** Curr. Trans. Linn. 1876 p. 130. In foliis emortuis Eugeniæ in Pegu.  
Nucleus indescriptus.
- N. villigera** B. & Br. F. Ceyl. n. 1012. Prob. in fungis putridis in Ceylon.  
Nucleus indescriptus — Conidia adsunt.
- N. auricoma** (Wall.) Mtgn. Plant. cell. VIII. Cent. p. 73. In virgis salicinis in Germania.  
Nucleus indescriptus.
- N. Resinæ** Fr. Summa 388. In ligno Pini sylvestris. St. spermogonicus tantum notus. Cfr. Fekl. Symb. 179.
- N. mobilis** (Tod.) Fr. Summa 388 = ? *Sph. umbrina* Bk. *Nectria umbrina* Cooke Hndb. p. 788. In caule Phaseolorum in Anglia, Germania.  
Nucleus ignotus.
- N. lageniformis** B. & C. Cub. F. n. 772. In corticibus putridis in Cuba.  
Tantum perithecia et conidia nota.
- N. crustulina** B. & Rav. (in Grevillea?)  
Tantum stat. conidiophorus notus.
- N. Aurantium** (Wallr., non *Nectr. aurantia* Fr.) Kx. Fl. I. 321. In trunco Populi in Germania et Fraxini in Belgio.  
Nucleus indescriptus. — Dmz. in XIX. Not. pag. 12 tribuit *Sphæriæ aurantiæ* sporidia ovoidea, 1-septata, 15 lga, an eadem species?
- N. ochracea** (Grev.) Fr. Summa 387. In ramis putrescentibus in Anglia, Suecia.  
Nucleus? Verisimiliter nil nisi *Tubercularia lutescens* Lk. (ex Fr.)
- N. decolorans** Fr. Scler. Suec. n. 184 (sub *Sphæria*). In ramis Sueciæ — Sec. DNtrs exemplaria Friesii l. c. præbent sporidia, octona elongato-lineararia, curvula. An *Ophionectriæ* species?

11. **SPHÆROSTILBE** Tul. Carp. III. 103. Perithecia, asci et sporidia Nectriæ, sed perithecia in consortio v. in basi fungilli conidiophori (*Stilbi*, *Atractii*, *Microceræ*) oriunda.

**S. aurantiaca** Tul. Carp. III. 99 t. 14 f. 1-13. In ramulis Fraxini Orni in Gallia - Asci late clavati; sporidia subdisticha, ovato-oblonga, 2-locularia, (raro 4-locularia, Tul.)

St. conid. *Stilbum aurantiacum* Bab.

**S. flavo-viridis** Fekl. Symb. App. I. 22. In disco Betulæ albæ in Germania - Asci stipitati cylindranei 90  $\approx$  8; sporidia oblongo-ovata, didyma, 10  $\approx$  6, hyalina.

Conid. *Atractium flavo-viride*.

**S. fusca** Fekl. Symb. App. I. 23. Ad radices Fagi sylvaticæ in Germania - Asci oblongi, globuloso-stipitati, 80  $\approx$  12; sporidia fusioidea, 1-septata, 16-20  $\approx$  8, hyalina.

Macroconid. *Fusisporium sanguineum* Fr. St. conid. *Atractium* sistens.

**S. cæspitosa** Fekl. Symb. App. II. 33. In cortice Ulmi campestris in Germania - Asci oblongo-clavati, 96  $\approx$  10; sporidia ovato-fusioidea, 1-septata, 16  $\approx$  6, hyalina.

St. conid. *Stilbum* sistens.

**S. hyalina** Fekl. Symb. App. III. 21. In cortice putri Salicum - Asci sessiles; sporidia oblongo-ovata, 1-septata, ad septum constricta, hyalina.

St. conid. *Atractium* sistens.

**S. sanguinea** Fekl. Symb. App. III. 22. In cortice putri Salicum - Asci cylindranei, sessiles; sporidia didyma, ovato-oblonga, 18  $\approx$  9, hyalina.

St. conid. *Atractium* sistens.

**S. cinnabarina** (Mtgn.) Tul. Carp. III. 103. In truncis variis Eur., Am. bor. et Cuba - Asci clavato-oblongi, 80  $\approx$  13-16; sporidia disticha ovato-oblonga, 22-26  $\approx$  7, plurinucleata.

St. conid. *Stilbum* (*Atractium*) *cinnabarinum* Mtgn. referens.

**S. gracilipes** Tul. Carp. III. 102. In truncis variis Europ., Am. bor. et Cuba - Asci cylindrico-clavati; sporidia monosticha, ovoidea, bilocularia, 2-guttata, 10-15  $\approx$  4-5.

St. conid. *Stilbum referens*.

**S. coccophila** Tul. Carp. III. 105. In truncis variis ad Cocos in Europ. et Amer. boreal. - Asci lineares 60-80  $\approx$  6  $\frac{1}{2}$ ; sporidia oblique monosticha ovata, 10  $\approx$  5, 1-septata.

Stat. conid. *Microcera coccophila* Dmz.

**S. flammea** Tul. Carp. III. 104. In truncis variis praeicipue salicinis in Europ. et Amer. boreal. - Asci obovato-oblongi; sporidia ovata obtusa, constricto-1-septata.

St. conid. *Atractium flammeum* Bk.

**S. repens** B. & Br. F. Ceyl. n. 1005. In ligno Artocarpus integrifoliae in Ceylan - Asci. . . .; sporidia 1-septata, 20  $\approx$  10.

Conidia adsunt.

**S. variabilis** B. & Br. F. Ceyl. 1006. In corticibus in Ceylan. - Asci lineares; sporidia ellipsoidea, utrinque apiculata, 1-septata, 12-15  $\approx$  7  $\frac{1}{2}$ .

**S. Wrightii** B. & C. Cub. F. n. 761. In stipitibus putresc. Palmarum in Cuba - Asci. . . .; sporidia oblongo-ellipsoidea, 1-septata, 12  $\frac{1}{2}$   $\approx$  6  $\frac{1}{2}$ .

Conidia adsunt.

**S. nitida** B. & C. Cub. F. n. 762. In caulibus Orchidearum in Cuba.

Nucleus indescriptus.

**S. lateritia** B. & C. Cub. F. n. 764. In caulibus putrescentibus in Cuba.

Nucleus indescriptus l. c. - St. conid.: ? *Stilbum lateritium* Berk.

#### Species desciscens.

**S. pseudotrichia** (Schw.) B. & Br. F. Ceyl. n. 1004, Grevillea IV. 46. In corticibus in Ceylon et Amer. boreal. Asci. . . .; sporidia cellulosa, 25-35 lga.

Conidia et stylosporæ adsunt. An novum genus, an *Pleonectriæ* species?



## §§ Asci pleiospori.

15. **METANECTRIA** Sacc. Perithecia Nectriæ - Asci cylindracco-fusoidei, pleiospori. Sporidia oblonga, 1-septata, hyalina.

**M. Citrum** (Wallr.) Sacc. Sphæria Citrum Wallr. Comp. IV. 788. Nectria Citrum Mtgn. Pl. cellul. VIII. cent. p. 56. Ad truncos Alni in Germania - Asci 80-90  $\approx$  15-25; sporidia 10  $\approx$  4-5, hyalina.

*B Perithecii contextus cyaneus v. violaceus.*

16. **LISEA** Sacc. Michelia I. 43 in nota. Perithecia superficialia, gregaria, dispersa v. coacervata, globulosa, collabescendo rugulosa; contextu molliusculo, parenchymatico, amœne cyaneo v. violaceo - Asci octospori. Sporidia didyma, subhyalina.

St. conid. *Fusarium* referens.

**L. nemorosa** Sacc. Michel. I. 42-43 F. ital. tab. 181. In ramulis Cytisi nigricantis in Italia - Asci clavati, 70  $\approx$  10-12; sporidia fusoideo-didyma, 14-16  $\approx$  6-7, minute 4-guttulata, hyalina.

**L. Vitis** (Niessl) Sacc. Michel. I. 43. Botryosphæria Vitis Niessl Beitr. 48. In sarmentis Vitis in Germania - Asci . . . ; sporidia oblonga, 14-16  $\approx$  4-5, constricto-1-septata.

**L. Buxi** (Fckl.) Sacc. Gibbera Buxi Fckl. Symb. App. II. p. 32. In ramis Buxi sempervirentis in Germania - Asci cylindraceuti, 82  $\approx$  10; sporidia ovato-oblonga, utrinque obtusiuscula, 1-septata, ad septum leniter constricta, 12  $\approx$  6, hyalina.

St. conid. *Fusarium Buxi* Fckl. Symb. 177.

++ Perithecia stromate proprio immersa.  
a Sporidiorum articuli secedentes.

17. **HYPOCREA** Fr. Summa 383 p. p. Stroma carnosum varicolor pulvinatum v. effusum superficiale (rarissime fere obsoletum) - Asci cylindraceuti. Sporidia octona, bilo-

cularia, hyalina v. olivacea, loculis mox secedentibus, uti sporidia 16 appareant.

St. conidioph. in multis notus.

**H. tremelloides** (Schum.) Fr. Summa 383. In ligno putri Carpini &c. — Asci cylindrici,  $82 \approx 4-5$ . Sporidiorum articuli globosi, æquales,  $4-5$  diam., hyalini.

**H. gelatinosa** (Tode) Fr. Summa 383. In ligno putrido udo in Germania, Italia &c. — Asci cylindraceuti,  $88 \approx 4$ . Sporidiorum articulus superior globosus, 4 diam. inferior ovoideus 3 lat., dilute flavescentes, dein olivaceo-fusci.

**H. rufa** (Pers.) Fr. Summa 383. In ligno et ramis putrescentibus variis Eur. et Asiæ — Asci cylindraceuti,  $72 \approx 4$ ; sporidiorum articuli subæquales, globosi,  $3-4$  diam., hyalini.

Conid. *Trichoderma viride* Pers.

**H. rufa \*lateritia** Sacc. F. Ven. Ser. IV. 24. Ad ramos fagineos in Italia — Asci filiformes,  $95-100 \approx 5$ ; sporidiorum articuli globoso-cuboidei,  $4-4 \frac{1}{2}$  diam. 1-guttulati, hyalini.

**H. rufa \*sublateritia** Sacc. F. Ven. Ser. IV. 24. In ramis Buxi semperv. in Italia — Asci lineares  $70 \approx 3-4$ ; sporidiorum articuli globosi, 3 diam., 1-guttulati, hyalini.

**H. rigens** (Fr.) Sacc. Sph. rigens Fr. Elench. II. 61. Sph. lenta Schw. Carol. n. 28 non Tode (sec. Fr.) **H. rufa \*umbrina** Sacc. F. Ven. ser. IV. 24. In truncis variis in Europ., Asia et Amer. boreal. — Asci lineares  $60-80 \approx 3-3 \frac{1}{2}$ ; sporidiorum articuli sphaeroidei,  $3-3 \frac{1}{4}$  diam. (sec. Curr. 5 diam.) 1-guttulati, hyalini.

**H. spinulosa** Fckl. Symb. 184. In caule putri Chelidonii majoris in Germania et Fennia — Asci cylindraceuti  $76 \approx 5$ ; sporidiorum articuli inæquales, inferior obovatus 4 lat., superior globosus 5 diam., flavescentes.

**H. pulvinata** Fckl. Symb. 185. In Polyporo sulphureo putri in Germania et Helvetia — Asci cylindraceuti,  $70 \approx 4$ ; sporidiorum articuli globosi, æquales, 4 diam., hyalini.

**H. citrina** (Pers.) Fr. Summa 185. In terra, muscis, foliis in Europ. et Asia — Asci cylindraceuti  $102 \approx 6$ ; spo-

ridiorum articuli subinæquales, subglobosi 4-6 diam., hyalini.

- N. citrina* \**fungicola* Karst. Fenn. II. 204. In Polyporis vetustis - Asci cylindranei 62-75  $\approx$  4-5; sporidiorum articuli globosi, 3-4 diam., hyalini.
- H. lactea* Fr. Summa 383. In Polyporo Medulla pane putrescente - Asci cylindranei, 56  $\approx$  3; sporidiorum articuli subæquales, globosi 3 diam. hyalini.
- H. alutacea* (Pers.) Ces. & DNtrs Schema 193. Tul. Carp. III. 34. In acubus Pini silvestris et Abietum dejectis in Clavaria Ligula parasitica - Asci cylindranei, 56  $\approx$  4; sporidiorum articulus superior globosus 4 diam., inferior subovatus, 4  $\approx$  3, hyalini.
- H. stipitata* (Lib.) Fekl. Symb. App. I. 23. In foliis et ramulis Fagi silvaticæ - Asci lineares, p. s. 68  $\approx$  4, stip. 20 lgo; sporidiorum articuli conoidei, hyalini, 5  $\approx$  4.
- H. atrata* Karst. Fenn. II. 207. *H. repanda* Fekl. Symb. App. I. 24. In ligno putri Salicis &c. in Germania et Fennia - Asci cylindranei, 68  $\approx$  5; sporidiorum articuli, æquales, globosi 4 diam., hyalini.
- H. tuberculariformis* Rehm. Asc. n. 435. In fimo vaccino et in proximis caulibus exsiccatis in Tyrolia alpibus - Species pulchella. Asci subclavati, teneri, apice incrassati, 56-60  $\approx$  6-7, aparaphysati; sporidia 1  $\frac{1}{2}$ -2-sticha, (immatura?) elongato-ellipsoidea, obtusa, hyalina, bilocularia, non constricta, 7-9  $\approx$  3.
- H. hypomycella* Sacc. n. sp. Stroma (in Corticiorum hymenio) effusum, tenuissimum, subvelutinum ex albo sordide roseolum; perithecia in stromate immersa, gregaria, minutissima, 90-100 micr. diam., globulosa, contextu parenchymatico molliusculo, olivaceo-fuscidulo, ostioli punctiformi, minutissime denticulato; asci clavato-cylindranei, brevissime obtuse stipitati, 50-60  $\approx$  10, octospori aparaphysati; sporidia oblique monosticha v. disticha didyma, mox in articulos globosos 3 micr. diam., 1-guttulatos, hyalinos secedentia.

*Hab.* in hymenio Corticii polygonii ad Carpinum *a Selva* (Italia) Apr. 1877.



*Obs.* Habitus et habitatio potius *Hypomyces*, sed characteres *Hypocreae* et probabiliter *Hypocreae lacteae* Fr. affinis.

- H. armata** Fr. Summa 383. *Sphaeria armata* Pers. Myc. Eur. t. I. 1-2. Ad terram udam in Europa - Nucleus?
- H. delicatula** Tul. Carp III. 33. In truncis abietinis in Gallia et Anglia - Asci anguste lineares 100  $\approx$  4; sporidiorum articuli cuboidei, dein sphaeroidei, 3 micr. diam.
- H. farinosa** B. & Br. Cooke Hndb. 776. In ramis putridis et in Stereo in Anglia - Asci filiformes; sporidia in articulos ellipsoideos secedentia.
- H. inclusa** B. & Br. Cooke Hndb. 776. In Tubere puberulo in Anglia - Asci lineares; sporidia in articulos globosos 3  $\frac{1}{2}$ -5 diam. secedentia.
- H. solenostoma** B. & Rav. Cooke Grevill. IV. 14. In Pachymate Coco putr. in Amer. boreal. - Asci . . . ; sporidiorum articuli globosi, 4 micr. diam.
- H. parasitans** B. & C. Grev. IV. 15. In Hydno Erinaceo in Amer. boreal. - Asci . . . ; sporid. articuli globosi, majores.
- H. discella** B. & Br. F. Ceyl. n. 984. In ligno putri Ceylon - Asci lineares; sporidiorum articuli minores, 2  $\frac{1}{2}$  diam.
- H. deplanata** B. & Br. F. Ceyl. n. 985. In Ceylon - Asci . . . ; sporidiorum articuli globosi, simulate catenulati, 5 diam.
- H. pezizoides** B. & Br. F. Ceylon n. 988. In Ceylon - Asci . . . ; sporidiorum articuli globosi, 4  $\frac{1}{2}$ -6 diam.
- H. jecorina** B. & Br. F. Ceylon n. 989. In corticibus et lignis in Ceylon - Asci . . . ; sporidiorum articuli globosi 4-5 diam., simulate catenulati.
- H. catoptron** B. & Br. F. Ceylon n. 990. In lignis et corticibus in Ceylon - Asci . . . ; sporidiorum articuli, 4-5 micr. diam.
- H. palmicola** B. & C. F. Ceyl. n. 994. In foliis Palmarum in Ceylon - Asci . . . ; sporidiorum articuli globosi.
- H. multiformis** B. & Br. F. Ceyl. n. 995. In cortice et ligno putri in Ceylon - Asci . . . ; sporidiorum articuli moniliformiter connexi, 3  $\frac{3}{4}$  micr. diam.



- H. albo-fulva** B. & Br. F. Ceyl. n. 996. In ramis Ceylon - Asci . . . ; sporidiorum articuli globosi 5 micr. diam.
- H. hæmatoplaca** Mtgn. Syll. 210. Ad cortices in Portorico - Asci filiformes; sporidiorum articuli (16) globosi, monostichi.
- H. fusca** Mtgn. Syll. 210. Ad petiolos Maximilianæ reginæ in Cayenna - Asci clavati, 8spori; sporidia (immatura?) oblonga 1-septata seu 2-nucleolata.
- H. larvata** Mtgn. Syll. 200 (sub Cordyc.) Ad cortices in Guyana, Kau - Asci filiformes; sporidiorum articuli numerosi (16?) globosi, monostichi.
- H. brevipes** Mtgn. Syll. 201 (sub Cordyc.) Ad ligna putrida in Cayenna - Asci et sporidia Hypocreæ (Mtgn. l. c.)
- H. lætior** B. & C. Cub. F. n. 754. In ligno putri in Cuba. Sporidiorum articuli (16), subglobosi, 5 micr. diam. Affinis dicitur *H. cervince*.
- H. Fibula** DNtrs Pir. Sfer. in G. B. ital. II. 50. In truncis arborum in Canariis - Asci cylindranei copiosissimi; sporidiorum articuli globosi, æquales.
- H. Schweinizii** (Fr.) Sacc. Sph. Schweinizii Fr. Elench. II 60. Sph. lobata Schw. Curr. Comp. Sphæer. p. 267. Ad truncos corticatos Amer. boreal. - Asci cylindrici; sporidiorum articuli globoso-cuboidei.
- H. Petersii** B. & C. (Grevill. IV. 13). In America boreali - Asci lineares; sporidiorum articuli globosi.
- H. Richardsonii** B. & Mtgn. (Grev. IV. 14). In Populo in Amer. bor. - Asci clavati. Sporidia (articuli?) ellipsoidea.
- H. viridi-rufa** B. & Rav. (Grev. IV. 14). In Alno serulata in Amer. bor. - Asci lineares; sporidia (immatura?) oblonga, binucleata.
- H. contorta** (Schw.) B. & C. (Grev. IV. 14). In truncis variis in Amer. bor.
- H. Stereorum** (Schw.) B. & C. (Grev. IV. 14). In Polyporo Curtisii B. in Amer. boreali.
- H. chlorospora** B. & C. (Grev. IV. 14). In montanis New-York - Asci lineares; sporid. articuli viriduli, globosi, 4 1/2 diam.

## Species incertae.

- H. cervina* B. & C. Cub. F. n. 753. In ligno putri in Cuba. — Asci . . . ; sporidia octona (?) subglobosa, 3-3  $\frac{1}{2}$  diam.
- H. insignis* B. & C. Cub. F. n. 755. In ligno putri in Cuba — Nucleus immaturus.
- H. viridans* B. & C. Cub. F. n. 756. In foliis Gesneriæ in Cuba — Asci clavati; sporidia disticha, fusioidea, 14  $\frac{1}{3}$  lga.
- H. maculiformis* B. & C. Cub. F. n. 757. In Polyporo citrino in Cuba — Asci . . . ; sporidia 10 lga.
- H. Artocreas* B. & Br. F. Ceylon n. 983. In petiolis Palmarum in Ceylon — Nucleus immaturus visus.
- H. corticioides* B. & Br. F. Ceylon n. 986. In corticibus in Ceylon — Asci . . . ; sporidia (immatura?) ellipsoidea, apiculata, 1-septata, 5-6 diam.
- H. saccharina* B. & C. Journ. Linn. Soc. X. 376. Cub. F. n. 752. In ligno putri in Cuba — Nucleus indesciptions.
- H. saccharina* B. & C. \**agaricicola* B. & Br. In stipitibus Agaricorum Ceylon — Nucleus immaturus.
- H. fusigera* B. & B. F. Ceylon n. 993. In foliis Monocotyledonearum in Ceylon — Asci fusioidei; sporidia (immatura?) fusioidea, 1-septata, 7  $\frac{1}{2}$  lga.
- H. cerebriformis* Bk. Austr. F. n. 228. Australia — Asci . . . ; sporidia octona (?) globosa.
- H. tuberiformis* B. & Rav. (Grev. IV. 13). In culmo Arundinariæ in Am. bor. — Nucleus indesciptions.
- H. Ravenelii* B. (Grev. IV. 14). In *Ostrya* et *Acere* in Am. bor. — Asci clavati; sporidia fusioidea, dein 3-septata, 37-38 lga. An *Hypomyces*?
- H. ochroleuca* B. et Rav. (Grev. IV. 14). In *Myrica cerifera* in Amer. bor. — Nucleus indesciptions.
- H. polyporoidea* B. & C. (Grev. IV. 15). In *Fago* in Amer. bor. — Nucleus indesciptions.
- H. armeniaca* B. & C. (Grevill. IV. 15). In Amer. bor. ad terram — Nucleus indesciptions.
- H. subviridis* B. & C. (Grev. IV. 15). In foliis putr. Graminum in Amer. bor. — Nucleus indesciptions.

- H. variabilis* Curr. in Trans. Linn. 1876 p. 130. In Pegu – Nucleus indescrptus.
- H. vitalba* B. et Br. Cooke IIIndb. 775. In Clematide *Vitalba* in Anglia. Sporidia disticha, fusioidea, appendiculata, 3-septata, 50–60  $\approx$  7, hyalina – Asci clavato-cylindracei – Non *Hypocrea*, an novi generis typus, an *Ceriospora* male observata?
- H. Pocula* (Fr.) Sacc. Sphæria *Pocula* Fr. Elench. II. 60. Ad truncos ad New-York – Nucleus indescrptus, sed *Hypocrea* videtur.
- H. atrovirens* Mtgn. Syll. 209. Ad ligna Rancagua – Nucleus indescrptus.
- H. phyllogena* Mtgn. Syll. 209. In foliis vivis *Coutareæ speciosæ* in Cayenna – Asci lineares, polyspori (?); sporidia linearia curvula, hinc medio ventricosa.
- H. impressa* Mtgn. Syll. 210. Ad cortices ramorum in Cayenna – Asci magni, clavati, 8spori; sporidia oblongo-cymbiformia, 2-nucleata, hyalina.

b. Sporidiorum articuli non secedentes.

18. **HYPOCREOPSIS** Karst. Fenn. II. 221–251, non Wint. Stroma tuberoso-carnosum, effusum, lobatum – Asci octospori. Sporidia ellipsoidea 1-septata, loculis non secedentibus.
- H. riccioidea* (Bolt.) Karst. 221–251. *Acrospermum* lichenoides Tode Mehl. I. p. 9. *Hypocrea* parmelioides Mtgn. Syll. 210. In cortice *Betulæ* in Anglia, Gallia et Fennia – Asci cylindracei 130–160  $\approx$  10; sporidia ellipsoidea, obtusa, 1-septata, 16–22  $\approx$  8–10.

Sect. 4. *Phragmosporæ* Sacc.

Sporidia oblonga v. fusioidea 2-pluri-septata, hyalina.

+ Superficiales.

A *Perithecii contextus ruber* v. *flavicans*.

19. **CALONECTRIA** DNtrs Recl. Pir. ital. in Comm. Critt. II. 477. *Perithecia* et asci *Nectriæ*. Sporidia octona.

fusoidea, 2-pluriseptata, hyalina - Status secundarii in nonnullis cogniti.

*a. Genuinæ*: sporidia distincte pluriseptata.

**C. Daldiniana** DNtrs Recl. in Comm. critt. II. 477.

*Hab.* Locarno (Italia), in foliis dejectis *Magnoliæ grandifloræ* (Daldini).

*Char.* Hypophylla. Pyrenia sparsa, mox liberata, rotundata, carneo-rufescentia, cellulis rotundatis contexta, papulosa, osculo exiguo submarginulato demum hiantia in sicco collabescentia - Asci 8spori, sporidiis maturescentibus evanidi. Sporidia tereti-fusoidea, leniter curvula v. sigmoidea, 50-60  $\approx$  10-20, plurilocularia, hyalina.

*Obs.* A typo *Nectriæ* sporidiis fusoideis, magnis, plurilocularibus distinguitur. DNtrs l. c.

**C. Plowrightiana** Sacc. nova spec.

*Hab.* in caule putrescente *Lappæ* in Anglia, Febr. 1878 (C. B. Plowright.).

*Char.* Perithecia gregaria, subsuperficialia, globosconoidea, amoene cinnabarina,  $\frac{1}{4}$  mill. diam., ostiolo punctiformi nigricante; contextu molliusculo parenchymatico; asci crasse clavati, 90-100  $\approx$  20-22, spurie paraphysati, 8spori; sporidia disticha v. subtristicha, cylindraceo-fusoidea, utrinque obtusiuscula, curvula, 40-50  $\approx$  6, 5-7-septata, 6-8-guttulata, hyalina.

**C. Pseudo-Peziza** (Dmz.) Sacc. *Sphaeria Pseudo-Peziza* Dmz. I. Notic. (1840) p. 186.

*Hab.* in ligno decorticato, ramisque *Cytisi* *Laburni*, nec non in *Arundine* *Donace*, in Gallia.

*Char.* Gregaria, minima; perithecia globosa, glabra, levia, subpapillata, armeniaca, dein eburnea, collabescendo concava; asci subhyalini; sporidia 3-4 maxima, elongata, recta v. curvula, 4-7-septata.

**C. hirta** (Blox.) Sacc. *Nectria hirta* Blox., Cooke Hndb. p. 783.

*Hab.* in lignis putridis in Anglia (Twycross).

*Char.* Perithecia minuta, subglobosa, breve papillata,



carneo-rubra, hyalino-setulosa. Sporidia disticha, utrinque attenuata, curvula, pluriseptata, 75 lga. hyalina.

**C. platasca** (Berk.) Sacc. *Nectria platasca* Bk., Cooke Hdb. 785.

*Hab.* in ligno putrido in Anglia.

*Char.* Perithecia sparsa, globosa, aurantiaca, obtuse papillata, basi insculpta - Asci sursum incrassati. Sporidia oblonga, 3-septata, 4-nucleata.

**C. pyrochroa** (Dmz.) Sacc. *Nectria pyrochroa* Dmz. XXIV. Not. 18.

*Hab.* in foliis emortuis Platani, aut., in Gallia.

*Char.* Amphigena, minuta. Perithecia sparsa, superficialia, globosa, membranaceo-mollia, rubro-aurantiaca, furfuracea, sicca applanata v. concava, ostiolo glabro, brunneo, late conico obtuso - Asci ampli clavato-ventricosi, 75-100  $\approx$  25, cito resorpti. Sporidia octona, fusiformia, hyalina, subarcuata, utrinque obtusiuscula, 50-60  $\approx$  7  $\frac{1}{2}$ , 4-nucleato, 3-septata - Conid.: *Glæosporium Platani* (Mtgn.) Oud.

**C. Oudemansii** (West.) Sacc. *Nectria Oudemansii* West., Oudem. Nat. Mycol. Néerl. I. 46.

*Hab.* in ramis emortuis Urostigmatis Neumannii in calidariis Horti botanici Amstelodamii.

*Char.* Cæspites subrotundi v. elongati, parvi, vulgo 2 mill. diam., sæpe confluentes et secundum fibrarum decursum protracti. Perithecia 2-20 sibi approximata,  $\frac{1}{10}$  mill. diam. pulchre aurantiaca, pulvere subtilissimo albo basi præsertim tecta; ostiolum papilliforme - Asci clavati, octospori, 50-55 micr. lgi, membrana vere invisibili. Sporidia ovali-oblonga, 2-3-septata, hyalina. Oud. l. c. Affinis, sed non identica, *C. citrino-aurantiæ* Lacr. sec. Westendorp.

**C. polythalama** (Berk.) Sacc. *Nectria polythalama* B. Fl. New. Zeel. II. 203 - Grevill. IV. 46.

*Hab.* in Liquidambar et Fraxino in America boreali.

*Obs.* Sporidia curvula, pluriseptata, 20-25 lga.

**C. aurigera** (B. & Rav.) Sacc. *Nectria auriger* B. & R. Grevill. IV. 46.

*Hab.* in Fraxino in America boreali.

*Obs.* Cæspitosa aureo-pulverulenta, ostiolo collapsio fusco. Sporidia breviter cymbiformia utrinque attenuata, pluriseptata (sæpe 7-septata) 25 m. lga.

**C. flavitecta** (B. & C.) Sacc. *Nectria auriger* v. *flavitecta* Grevill. IV. 46.

*Hab.* in *Kerria japonica* in America boreali.

*Obs.* Sporidia 4-septata, 37 m. lga, sæpe strato gelatinoso obvoluta.

**C. Leightonii** (Bk.) Sacc. *Nectria Leightonii* Bk., *Grevillea* I. 155.

*Hab.* in ramis *Laricis* in Anglia et Cuba.

*Char.* Sparsa, minuta; perithecia ovata, flava v. sordide rubra; sporidia subcymbiformia, triseptata, hyalina, 25 micr. lga.

**C. Volutella** (B. & Br.) Sacc. *Nectria Volutella* B. & Br. F. Ceyl. n. 1013, pag. 115.

*Hab.* in foliis *Atalantæ monophyllæ*, super quadam crusta lichenoidea, alba, hispida.

*Char.* Carneopallida, ostiolo obscuriore, setis pallidis ornata; sporidia fusiformia uno latere ventricosa, bisseptata.

**C. erubescens** (Dmz.) *Sphæria* (denudata) *erubescens* Dmz. XIII Not. p. 72.

*Hab.* in pag. inf. foliorum *Ilicis Aquifolii*, in Gallia, autumnno.

*Char.* Sparsa v. subgregaria, superficialis basi villosa alba radiata. Perithecia minuta, globosa, mollia, glabra, testacea dein badio-rubra collabescendo concava: ostiolo papilliformi - Asci clavati 50 lgi. Sporidia oblonga, subacuta, subcurvula, 17  $\times$  4, 3-septata, hyalina.

**C. Bloxami** (B. & Br.) Sacc. F. V. ser. IV. 23. & F. ital. tab. 195. *Nectria Bloxami* B. & Br., *Cooke* Hndb. 787.

*Hab.* in ramulis *Vincæ majoris* in Italia, *Verbasci* in Germania, in caulibus herbaceis in Anglia.

*Char.* Perithecia semiimmersa, discreta, globulosa, carnea - Asci cylindræo-subclavati, basi attenuati, 65-70  $\times$  8-10, apice subtruncati, lumineque coarctati, 8spori.

pseudoparaphysibus filiformibus obvallati. Sporidia inordinate disticha, fusoidea,  $15 \times 3 \frac{1}{2}$ -4, utrinque acutiuscula, 4-guttulata, medio subinde constricta, recta v. curvula, matura certe 3-septata. Sacc. l. c.

- C. ochraceo-pallida** (B. & Br.) Sacc. F. V. ser. IV. 23. F. it. tab. 195. *Nectria ochraceo-pallida* B. & Br., Cooke Hndb. 786.

*Hab.* in ramulis Ulmi in Anglia, in caulibus Salviæ glutinosæ in Italia.

*Char.* Perithecia superficialia, sphæroidea, carneoluteola - Asci clavati, deorsum attenuati,  $70 \times 11$ , initio pseudoparaphysati, 8spori, apice attenuato-subtruncati, lumineque abrupte coarctato. Sporidia disticha, fusoidea, curvula,  $18-20 \times 4 \frac{1}{2}$ -5, initio nucleolis 4 cuboideis foeta, dein 3-septata, hyalina. Sacc. l. c. - Sec. Crouan Fin. p. 39, hæc species gauderet sporidiis 7-8-septatis; ergo cl. Crouan speciem diversam sub oculis habuisse liquet.

- C. duplicella** (Nyl.) Karst. Fenn. II, 218. *Sphæria duplicella* Nyl.

*Hab.* in cæspitibus Jungermanniarum in Lapponia rossica.

*Char.* Perithecia sat sparsa, subsphæroidea, sicca supra depressa inde pezizoidea, glabra, albida, v. carnea,  $\frac{1}{5}$ - $\frac{1}{3}$  mill. diam. - Asci  $90 \times 16-18$ . Sporidia 2-4na, fusoideo-elongata  $35-50 \times 9-10$ , 3-7-septata (septis sæpe nonnihil irregularibus v. sæpe non æquidistantibus) hyalina. Paraphyses graciles, apice subæquali v. leviter incrassato - Perithecia sicco collabentia, gialectoidea. Karst. l. c.

- C. Fuckelii** (Nke) Sacc. *Nectriella Fuckelii* Nke, Fekl. Symb. 176.

*Hab.* in ligno putri indurato Populi nigrae bei Oestrich, Aut.

*Char.* Perithecia sparsa semiimmersa, punctiformia, mollia, diaphana, basi globosa, sursum conica, flavo-rubra; asci elongati, 8spori; sporidia disticha, oblonga, utrinque parum attenuata, 3-septata, septo intermedio distinctiore,  $16 \times 6$ , guttulata, hyalina.

**C. decora** (Wallr.) Sacc. *Sphaeria decora* Wallr. Crypt. II. 842. *Nectria decora* Fckl. Symb. 179, t. IV. fig. 4.

*Hab.* in ramorum rimis *Aceris campestris* in Germania, vere.

*Obs.* Asci oblongi,  $94 \times 18$ , 8spori; sporidia subdisticha, ovato-oblonga, utrinque parum attenuata, 3-septata,  $24 \times 8$ , hyalina.

**C. agnina** (Dmz.) Sacc. *Sphaeria (villosa) agnina* Dmz. XIII. Not. p. 72.

*Hab.* ad ramos siccos *Ulm*i, in Gallia, autumnus.

*Char.* Perithecia minutissima, ovoidea, sparsa v. aggregata, fulvo-lutea, villo tenui helvolo tecta, ostioli rotundatis, nitidis aurantiacis — Asci clavati 100 lgi. Sporidia oblonga recta, utrinque obtusa, 20 lga, 3-septata, subhyalina.

**C. varians** Sacc. *Michelia* I. 52 & F. ital. tab. 154.

*Hab.* in ramis putrescentibus corticatis *Mori* albæ, socia *Botryosphaeria (Gibberella) pulicari*  $\beta$  moricola, in Italia.

*Char.* Perithecia superficialia, plerumque circum stroma crassiusculum pallidum aggregata, rarius, stromate fere deficiente, subsparsa, e globoso conoidea v. subangulosa, aquose carnea, levia, ostiolo, acutiusculo, denique leviter collabescentia, contextu parenchymatico, roseo; asci cylindraceo-fusoidei,  $80-100 \times 12-15$ , deorsum attenuati, lumine apice coarctato, aparaphysati, 8spori; sporidia oblique monosticha v. disticha, fusoidea,  $20-24 \times 7$ , recta v. curvula, utrinque obtusiuscula, 3-septata ad septa constricta, hyalina.

**C. viburnicola** (Cr.) Sacc. *Nectria viburnicola* Cr. Fin. 39.

*Hab.* in ramis emortuis *Viburni Tini*, in Gallia, vere.

*Char.* Perithecia  $\frac{1}{2}$  mill. diam., flavo-aurantia, cortice semiimmersa, sphaerica v. ovoidea, mollia; nucleus albus; asci clavati, 8spori; paraphysibus filiformibus obvalati; sporidia fusoidea, 7-8-septata, 8-9-guttulata, hyalina.

**C. opalina** (Cr.) Sacc. *Nectria opalina* Cr. Finist. 39.

*Hab.* in caulibus emortuis, submersis *Cirsii palustris*, in Gallia, vere.



*Char.* Perithecia 1-2 mill. diam., alba, ovoidea, semiimmersa, contextu filamentoso-reticulato, ostiolo papillato - Asci subclavati, paraphysibus filiformibus obvallati, octospori. Sporidia fusiformia, 8-septata, hyalina.

**C. Massariæ** (Pass.) Sacc. Fung. ital. tab. 193. *Nectria Massariæ* Pass. in Rbh. F. E. 1827.

*Hab.* in ostioliis *Massariæ* inquinantis ad ramulos *Aceris campestris*, in Italia.

*Char.* Perithecia 2-5-subaggregata, e globoso conoidea, minuta,  $\frac{1}{8}$  mill., rosea, ostiolo punctiformi; asci fusoido-elongati,  $70 \approx 15$ , apice acutiuscule subtruncati, aparaphysati, 8spori. Sporidia disticha, oblongo-fusoidea,  $22-30 \approx 8$ , utrinque obtusiuscula, recta v. curvula, 4-nucleata, rarius pluriguttulata, dein 3-septata, ad septum medium vix constricta, hyalina.

**C. macrospora** Sacc. & Sp. F. ital. tab. 197. *Michelia* II. 251.

*Hab.* in cortice emortuo *Vitis viniferæ*, a *Conegliano* (Italia).

*Char.* Perithecia sparsa, erumpentia v. semierumpentia, fibrisque corticalibus obvelata, globoso-conoidea, vertice subtruncata, croceo-aurantiaca, contextu molliusculo, parenchymatico; asci elongato-clavati, apice rotundati, lumineque initio coarctato, deorsum attenuato-stipitati, p. s.  $110-120 \approx 30$ , paraphysati, 8spori; sporidia di-tri-sticha, fusoida,  $50-65 \approx 12-15$ , leniter curva, 7-8-septata, ad septum medium leniter constricta, grosse 8-9-guttulata, hyalina.

**C. Cucurbitula** (Fr.) Sacc. *Nectria Cucurbitula*. Fr. Scler. Suec. n. 263, sec. Mtgn. Plant. cellul. VIII. Cent. p. 72.

*Hab.* in cortice *Pini*, *Meliæ Azedarach* &c.

*Char.* Cæspitosa; perithecia ovato-globosa, levia aurantio-rubra, collapsa cupuliformia, ostiolo obsoleto - Asci clavati 100 lgi, paraphysibus filiformibus pluriguttulatis, obvallati, octospori. Sporidia oblongo-fusoidea,  $15 \approx 4$ , 5-6-septata, hyalina.

**C. funicola** (B. & Br.) Sacc. *Nectria funicola* B. & Br. Cooke Hndb. 784.

*Hab.* in chorda putrescente in Anglia.

*Char.* Perithecia sparsa, aurantia, ovoidea, sursum attenuata, pilis obtusis, brevibus, hyalinis raris vestita - Asci clavati; sporidia oblongo-ellipsoidea, inaequilateralia, 3-septata, 4-nucleata, hyalina.

**C. rigidiuscula** (B. & Br.) Sacc. *Nectria rigidiuscula* B. & Br. F. Ceyl. n. 1024.

*Hab.* in corticibus Zeylani.

*Char.* Cæspitosa; perithecia ovata, pallide coccinea, vix collabentia; asci . . . ; sporidia submetulæformia, 4-nucleata, demum 3-septata, 25 lga. - Affinis *C. ochraceo-pallide* sed habitu et colore differt.

*b. Desciscentes:* sporidia fusioidea 1-serialiter pluriguttulata (tandem prob. pluriseptata).

**C. flavida** (Cda) Sacc. *Sphæria flavida* Cda IV. 40 f. 117.

*Hab.* in ligno putrescente Alni prope Pragam, vere.

*Char.* *Hypostroma floccosum*, flavum, tenue. Perithecia subglobosa, minuta, aurantiaca, villo tenui flavido tecta, ostiolo nudo rotundato; nucleo flavido - Asci (ex icone) crasse fusioidei. Sporidia fusiformia curvula, 12 <sup>3</sup>/<sub>4</sub> lga, 2-3-4 guttulata, hyalina.

**C. Levieuxii** (Fr.) Sacc. *Nectria Levieuxii* (Fr.) Cr. Finist. 37.

*Hab.* in cortice Ulmi in Gallia.

*Char.* Effusa emersa, coccineo-miniata; stroma rubro-pallescens; perithecia numerosissima, minuta, comata demum prominuta, collabentia (Fr. Elench. II. 84). Sporidia oblonga, 4-guttata (Cr. l. c.)

**C. Jungermanniarum** (Cr.) Sacc. *Nectria Jungermanniarum* Cr. Finist. 37.

*Hab.* in cortice Ulmi in Gallia.

*Char.* Perithecia 3-4 mill., flavo-aurantia, sessilia, oblonga, vertice pilis rectis hyalinis coronata, mycelio filamentoso laxè insidentia, subtortuosa - Asci crasse clavati, 8 spori, paraphysibus asco longioribus, apiceque coronatis obvallati. Sporidia navicularia, crasse 3-nucleata, hyalina.

**C. citrino aurantia** (De Lacr.) Sacc. *Nectria citrino-aurantia* Dmz. Ex 2 Ser. n. 778 (non vidi), Tul. Carp. III. 86.

*Hab.* in ramis emortuis *Salicis* et *Genistæ* in Gallia.

*Char.* Perithecia minutissime globosa, umbilicata dilute flavida in caespites exiguos obtusos dense aggregata - Asci obovato-lineares,  $50 \approx 5$ ; sporidia cylindracea, vix ovata,  $6-8 \approx 3 \frac{1}{2}$ , 4-guttulata, 2- dein 3-locularia hyalina.

**C. aurea** (Cr.) Sacc. *Nectria aurea* Cr. Finist. 37.

*Hab.* in sarmentis emortuis *Rubi* in Gallia.

*Char.* Perithecia  $\frac{1}{5}$  mill. diam., flavo-aurea, subovoidea, infra medium bysso aureo-citrino vestita - Asci fusoides. Sporidia cylindracea, 4-guttata, hyalina.

**C. Brongniartii** (Cr.) Sacc. *Nectria Brongniartii* Cr. Fin. 37.

*Hab.* in trunco *Ilicis* ad frondem *Frullaniæ* dilatatae in Gallia.

*Char.* Perithecia  $\frac{1}{5}$  mill. diam., flavo-aurantia, sphaerica, mollia, contextu filamentoso-reticulato, mycelio albo araneoso insidentia. Asci fusoides, 8-spori. Sporidia, subcylindracea, 4-guttata, hyalina.

**C. dacrymycella** (Nyl.) Sacc. *Nectria dacrymycella* (Nyl.) Karst. Fenn. II. 216.

*Hab.* ad caules *Urticæ* &c. in Fennia, Germania, Tyrolia &c.

*Char.* Perithecia juvenilia omnino innata, deinde denudata, hemisphaerica, prominula, apice depressiuscula, subtremelloidea, aurantio-lutea, minuta, diam.  $\frac{1}{5}$  mill., glabra. Sporidia octona, fusoides, tenuiter uniseptata, 2-4-guttulata hyalina  $16-18 \approx 3 \frac{1}{2}-4 \frac{1}{2}$ ; paraphyses propriae nullae. Karst. l. c. - Probabiliter sporidia tandem tenuiter pluriseptata fiunt.

**C. Sceptri** (Karst.) Sacc. *Nectria Sceptri* Karst. Fenn. II. 216.

*Hab.* ad caules emortuos *Pedicularis Sceptri* in Lapponia.

*Char.* Perithecia sparsa, subinde nonnulla subcon-

fluentia, epidermide tecta, deinde emersa, denudata, sphaeroideo-applanata, vertice depressiuscula, in sicco senio subcupuliformia, subtremelloidea, levia, glaberrima, subaurantiaco-lutea,  $\frac{2}{5}$  mill. diam. — Asci subcylindracei, 46–60  $\approx$  5, aparaphysati. Sporidia fusosideo-elongata, 12  $\approx$  2  $\frac{1}{2}$ , 4-guttulata, hyalina.

**C. muscivora** (B. & Br.) Sacc. *Nectria muscivora* B. & Br., Cooke Hndb. p. 786. Sensu Dmz. eadem esset ac *N. bryophila* Rob. & Dmz.

*Hab.* ad muscos in Anglia, ad *Jungermannias* in Carolina austr.

*Char.* Mycelium effusum album, tomentosum. Perithecia aggregata, aurantia, semiimmersa, ovoidea quandoque collabentia, ostiolo papilliformi — Asci clavati. Sporidia breve fusosidea, utrinque acuta, 4-nucleata, 1-septata, tandem probabiliter triseptata. Cooke l. c.

**C. helminthicola** (B. & Br.) Sacc. *Nectria helminthicola* B. & Br., Cooke Hndb. p. 787.

*Hab.* parasitice in specie quadam *Helminthosporii* in Anglia.

*Char.* Parasitica, carnea, minuta, globosa, glabra — Asci sursum attenuati, saepe curvi; sporidia hyalina, 2–4-nucleata, 15 lga, denique 1–3-septata. *Nectria helminthicola* Fekl. Symb. 181 diversa est.

**C. luteola** (Dmz.) Sacc. *Sphaeria luteola* Dmz. XIX. Not. p. 19.

*Hab.* in foliis siccis arborum *Fraxini*, *Tremulae*, *Aceris* in Gallia, aestate.

*Char.* Amphigena erumpens, demum superficialis, sparsa v. subgregaria. Peritheciis minutissimis, sphaericis, mollibus, luteolis, dein argillaceis, collabescendo pezizoidis, ostiolo exiguo papilliformi, mox evanido. Asci 8spori, clavati 50 lgi. Sporidia inordinata, oblonga, obtusa, recta v. curvula, glauca, subhyalina, 3–4-guttulata, 15–20  $\approx$  5–6 (sec. Tul. Carp. III. 94; asci 70–90 lgi; sporidia tantum biloculata, 13  $\approx$  3).

**C. pulcherrima** (B. & Br.) Sacc. *Nectria pulcherrima* B. & Br. Fung. Ceyl. n. 1021 p. 116.

*Hab.* in corticibus in Ceylon.



*Char.* Caespitosa; perithecia lenta, coccinea, furfuracea, ostiolo papilliformi; sporidia biseriata fusiformia, 4-nucleata.

**C. Curtisii** (Berk.) Sacc. *Nectria Curtisii* Bk. *Grevillea* IV. 46.

*Hab.* in (culmo?) Zeæ in Carolina inferiore.

*Char.* Minuta, erumpens, sparsa; asci lanceolati; sporidia oblonga, curvata, 4-nucleata,  $12\frac{1}{2} \approx 2-3$ , hyalina.

**C. minuscula** Sacc. & Sp. *Michelia* II. 251. F. ital. tab. 194.

*Hab.* in foliis subputrescentibus *Cryptomeria japonicæ*, in Italia.

*Char.* Perithecia globulosa, subsuperficialia, hyalino-rosea,  $\frac{1}{8}$  mill. diam.. basi hyphulis parcis vestita, ostiolo crassiusculo, truncato, latiuscule pertuso; asci fusoido-cylindranei, sub apice initio contracti, basi attenuati,  $40 \approx 7-8$ , aparthysati, tetraspori; sporidia fusoida, v. subclavata, utrinque obtusiuscula, curvula,  $15-16 \approx 3-3\frac{1}{2}$ , 4-nucleata (v. granulosa) hyalina (verisimiliter matura 3-septata).

**C. obvoluta** Karst. *Fenn.* II. 217.

*Hab.* in foliis aridis *Calamagrostidis* in Fennia (*Mustiala*), Oct.

*Char.* Perithecia sparsa, superficialia, sphaeroidea, arescendo collapsa, poropertusa, flavida, villo-albo obvoluta,  $\frac{1}{3}-\frac{1}{2}$  mill. diam. - Asci fusoido-elongati,  $40-45 \approx 5-6$ . Sporidia octona disticha v. oblique monosticha, fusoido-elongata,  $8-12 \approx 2$ , pluriguttulata, hyalina. Conidia supra mycelium elongata, hyalina,  $6 \approx 1\frac{1}{2}$ .

**C. xantholeuca** (Kunze) Fr.? Karst. *Symb.* VI. 241. Ad caules *Trifolii* medii exsiccatos in Fennia - Asci cylindranei, 8 cr.; sporidia fusoido-elongata,  $11-16 \approx 3-3\frac{1}{2}$ , 2-4-guttata, hyalina.

**C. Ulicis** (Cr.) Sacc. *Nectria Ulicis* Cr. *Finist.* 38.

*Hab.* in radicibus et caulibus emortuis *Ulicis* in Gallia.

*Char.* Perithecia solitaria, globulosa, majuscula, levia, atropurpurea, ostiolo vertice nigricante; asci deli-

scentes, octospori; sporidia cymbiformia, 4-guttata, 1-septata, hyalina.

**C. luteo-fusca** (Cr.) Sacc. *Nectria luteo-fusca* Cr. Finit. 39.

*Hab.* in chorda putrescente dejecta in Gallia.

*Char.* Perithecia  $\frac{1}{2}$  mill. diam., castaneo-fusca, sphæroidea (sicca cupuliformia) contextu reticulato, ostiolo punctiformi; asci fusoides, 8spori; sporidia fusiformia, 4-guttata, 1-septata.

20. **PARANECTRIA** Sacc. *Perithecia nectriacea* - Asci octospori. Sporidia cylindræo-sigmoidea, utrinque setigera, 3-septata, hyalina.

**P. affinis** (Grev.) Sacc. *Sphæria affinis* Grev., Dmz. XXIII. Not. p. 6. *Nectria affinis* (Gr.) Fr. Summa 387.

*Hab.* in thallo *Ephebes pubescentis* in Anglia et Gallia.

*Char.* Perithecia pauca, minutissima, sparsa, globosa,  $\frac{1}{4}$  mill., membranacea submollia, aurantiaca, subpillata, basi villo albido tecta - Asci clavati  $75 \approx 15$ , octospori. Sporidia inordinata v. disticha, sigmoidea,  $30 \approx 10$ , triseptato-nucleata, hyalina, utrinque setulâ rectâ 10-15 lgâ aucta.

**B. Perithecii contextus cyaneus v. violaceus.**

21. **GIBBERELLA** Sacc. *Michelia* I. 43. *Perithecia Liseæ* - Asci octospori; sporidia ex ovoideo fusoides 3-pluriseptata subhyalina.

Stat. conid. *Fusarium* seu *Selenosporium* referens.

**G. pulicaris** (Fr.) Sacc. Mich. I. 43. *Botryosphaeria pulicaris* (Fr.) Ces. & DNtrs, Sacc. F. Ven. ser. IV. 5 - Asci 70-90  $\approx$  10-14; sporidia 3-septata 15-30  $\approx$  5-7.

subsp. *typica* Sacc. F. Ven. ser. IV. 5. In Sambuco, Laburno &c. in tota Europa.

subsp. *moricola* (DNtrs.) Sacc. l. c. In Moro et Broussonetia in Italia et Germania.

subsp. *baccata* (Wallr.) Sacc. l. c. In Robinia, Vi-burno &c. in Italia, Germania &c.

subsp. *Saubinetii* (Dur. & Mtgn.) Sacc. l. c. (cum

plurr. variat.) In ramulis caulibusque plantarum variarum in tota Europa et Algeria.

**G. acervalis** (Moug.) Sacc. *Gibbera ac.* Fckl. Symb. 166. In ramis Salicis capreae - Asci oblongi  $76 \approx 10$ ; sporidia, ovato-oblonga, 3-septata,  $18 \approx 6$ , hyalina. Spermogonia nota.

**G. Evonymi** Fckl. (sub *Gibbera*) Symb. 167. In cortice *Evonymi europaei* - Asci ovato-oblongi,  $64 \approx 12$ ; sporidia oblonga, utrinque obtusa, 3-septata,  $20 \approx 6$ , hyalina.

**G. flacca** (Wallr.) Sacc. *Gibbera flacca* Fckl. Symb. 168. In caulibus *Solani Dulcamarae* (Fckl.) et *Broussonetiae* (Niessl).

*Obs.* Ceterae *Botryosphæriæ* species in libris Notarisanis meisque recensitæ, perithecio subcarbonaceo fuligineo-atro, sporidiisque continuis donatæ, in genere sphæriaceo (nec hypocreaceo) *Botryosphæria* manebunt.

++ **Ligno immersæ (endoxylæ)**

22. **CESATIELLA** Sacc. Michel. II. 250. Perithecia ligno immersa molliuscula, succinea, stromate obsoleto limitata, globosa, papillulata - Asci paraphysati, 8spori; sporidia fusioidea (falcata) pluriseptata, hyalina.

**C. australis** Sacc. & Sp. *Michelia* II. 250, F. ital. t. 198. In ramis emortuis *Oleæ europææ* in Italia - Asci cylindranei,  $95-105 \approx 12$ ; sporidia arcte falcata, fusioidea,  $40-45 \approx 5$ , 3-septata, non constricta, hyalina.

*Sect. 5. Scolicosporæ* Sacc.

Sporidia filiformia v. bacillaria pluriseptata, raro continua, hyalina.

+ **Stromaticæ.**

23. **CLAVICEPS** Tul. in Ann. S. N. ser. III. XX. p. 43 (1853). Stroma stipitatum erectum e sclerotio oriundum, capitatum. Perithecia stromati immersa, non prominula. Sporidia filiformia, continua, hyalina. Spermogonia et conidia nota.

**C. purpurea** (Fr.) Tul. Ann. Sc. nat. XX. p. 45 (1853).  
In caryopside sclerotio affecta *Secalis Cerealis* - Asci  
lineares; sporidia filiformia, continua, hyalina.

Mycel. quiet.: *Sclerotium Clavus* DC. - Spermog.:  
*Sphacelia segetum* Lév. - Conid.: *Fusarium heterosporum*  
Nees.

Varietates sunt  $\beta$  *Acus* Trog. in caryops. Calama-  
grostidis) et  $\gamma$  *Hookeri* Kl. (in Bk. Engl. Fl.)

24. **CORDYCEPS** Fr. Summa 381. p. p. Torruba Lév.,  
Tul. Stroma stipitatum erectum, sæpius entomogenum v.  
mycogenum, clavatum. Perithecia semiimmersa prominula,  
v. sublibera (in subg. *Racemella* Ces.) Asci octospori.  
Sporidia filiformia in articulos mox secedentia, hyalina.

Stat. conid. *Isariam* sistens.

**C. militaris** (L.) Link Hndb. III. 347. Torruba milita-  
ris Tul. In larvis insectorum putrescentibus in Europa et  
Asia - Asci longissimi, lineares 4 micr. cr.; sporidia fi-  
liformia, dein in articulos ovatos minutissimos secedentia.

Status conidicus *Isariam farinosam* Fr. sistens.

**C. ophioglossoides** (Schmid.) Link Hndb. III. 347.  
Torruba ophioglossoides Tul. Parasitica in *Elaphomy-  
cete granulato* - Asci cylindrici 7-9 micr. cr. Spo-  
ridia filiformia, dein in articulos subellipsoideos, 3-4  $\approx$  2  
-3 secedentia, luteola.

**C. capitata** (Holmsk.) Lk. Hndb. III. 347. Torruba ca-  
pitata Tul. Parasitica in *Elaphomycete granulato*  
- Asci cylindranei, 15 cr. Sporidia filiformia, dein in  
articulos elongatos, 25-40  $\approx$  6, secedentia, chlorino-hyalina.

**C. myrmecophila** Ces. in Kl. Herb. myc. n. 1033.  
Torruba myrm. Tul. In *Myrmica rufa* et *Ichneumone*  
in Europa et Asia - Asci cylindrici 300  $\approx$  6-7. Spori-  
dia filiformia, dein in articulos cylindro-fusoideos, 7-11  $\approx$   
1-2, hyalinos secedentia. Cfr. Comm. Critt. ital. I. t. 4 f. 2.

**C. fuliginosa** Ces. in Comm. critt. ital. I. 67 t. 6 f. 1.  
In chrysalidibus *Bombycis antiquæ*. Nucleus imma-  
turus visus.

**C. Gunnii** Bk. in Curr. Comp. Sph. 262. In Australia  
- Asci cylindranei; sporidia filiformia in articulos subcu-  
boideos 1-guttulatos, 5 micr. lgos hyalinos secedentia.



- C. entomorrhiza** (Diks.) Fr. Summa 381. *Torrubia entomorrhiza* Lév. In larvis et chrysalidibus insectorum in Europa et Australia - Asci cylindrici. Sporidia filiformia in articulos cylindricos, 7-8 lgs secedentia, hyalina (Curr).
- C. gracilis** (Grev.) Dur. & Mtgn. Alg. I. 449. *Xylaria gracilis* Grev. In larvis ad terram in Anglia, Gallia et Algeria - Asci longissimi cylindrici; sporidia capillaria in segmenta cylindroidea secedentia. Sec. Tul. vix diversa a *C. entomorrhiza*.
- C. Hügelii** Cda Anl. 136 et 207 (Icon. f. IV. 44 f. 129). In larvis *Bombycum* in Nova-Zelandia. Asci cylindraco-fusoidei, 12-16 micr. cr.; sporidia bacillari-fusoidea, 18-20-septata,  $2\frac{3}{4}$ -3 cr., curvula - Secundum DNtrs. forte eadem species ac *C. Robertsii* Hook.
- C. cæspitosa** Tul. Carp. III. 11, sub *Torrubia*. In *Cicadis* defossis in Nova Zelandia. - Fructificatio . . . .
- C. Miquelii** Tul. Carp. III. 11, sub *Torrubia*. In larva *Cicadæ* in Brasilia. - Fructificatio . . . .
- C. Melolonthæ** Tul. Carp. III. 12, sub *Torrubia*. In larvis infossis *Melolonthæ* in America boreali. - Fructificatio . . . .
- C. sinensis** Berk. in Hook. Journ. 1843. 207. In larvis insectorum in Sina. - Fructificatio . . . .
- C. Tayloris** Berk. in Hook. Journ. 1843 p. 209. In larvis insectorum. - Fructificatio . . . .
- C. Humberti** Rob. in Tul. Carp. III. 18. In *Icaria* (*Vespa*) *cincta* in Senegal. - Fructificatio . . . .
- C. unilateralis** Tul. Carp. III. 18, sub *Torrubia*. In *Atta* (*Formica*) *cephaloti* in Brasilia. - Fructificatio . . . .
- C. coccigena** Tul. Carp. III. 19, sub *Torrubia*. In *Coccis* in Nova Guinea. - Fructificatio . . . .
- C. Curculionum** Tul. Carp. III. 20, sub *Torrubia*. *Clav. entomorrhiza* Rob. Hist. veg. par. 650, nec Dicks. In *Curculionibus* exoticis.
- C. cinerea** B. & C. *Torrubia cinerea* Tul. Carp. I. 16. In larvis et insectis perfectis *Caraborum* - Asci cylindrici; sporidiorum articuli lineares, recti 7-10 lgi.
- C. Barnesii** Thw. in B. & Br. Ceyl. F. n. 977. In larva

Melolonthæ in Ceylon - Conidia nota; nucleus indescriptus.

- C. sobolifera** (Hill.) Berk. in Hook. Lond. bot. Journ. 1843 p. 207. *Torrubia sobolifera* Tul. Carp. III. 10. In larvis insectorum lamellicornium in Ceylon - Asci cylindrici; sporidiorum articuli lineares, diametro Splo longiores.
- C. Sphingum** B. & C. Cub. F. n. 746. *Torrubia Sphingum* Tul. Carp. III. 12. In Sphingibus in Europa et America - Asci cylindranei, 4 cr.; sporidia filiformia - St. conid.: *Isaria Sphingum* Schw.
- C. dipterigena** B. & Br. Ceyl. F. n. 980. In insectis dipteris in Ceylon. - Nucleus indescriptus.
- C. Montagnei** B. & C. Cub. F. n. 747. *Isaria gigantea* Mtgn. In corpore Mygales cubanæ, Cuba.
- C. memorabilis** Ces. *Racemella memorabilis* Ces. in Comm. critt. ital. I. 65 t. IV. f. 1. In corpore Staphylini spec. in Italia boreali - Asci cylindranei, 100-120  $\times$  4; sporidiorum articuli innumeri, minutissimi, spermatioidei.
- C. Robertsii** Hook. in Curr. Comp. Sph. p. 265 f. 26. In larva Hepiali virescentis - Asci cylindranei; sporidia bacillaria, in articulos cylindricos secedentia, hyalina.
- C. Wallaysii** West., Kx Fl. I. 315. In larva insecti cujusdam in Belgia - Asci cylindraneo-clavati, 80-90 lgi. Sporidia capillaria, recta v. flexuosa 30-40 micr. lga, hyalina.
- C. bicephala** Bk. in Hook Journ. 1856, 278. Rionegro.
- C. falcata** Bk. in Hook. Journ. 1854 t. 8 f. 2. Himalaya.
- C. racemosa** Bk. in Hook. Journ. 1854 t. 8 f. 3. Himalaya.
- C. acicularis** Bk. in Act. Soc. Linn. 1856 I. tab. I. In larvis.
- C. flavella** B. & C. Cub. F. n. 748. In quodam Sclerotio inter folia, Cuba - Asci angustissimi.
- C. caloceroides** B. & C. Cub. F. n. 749. Ad terram, Cuba. (Nucleus indescriptus).
- C. sphecocephala** (Kl.) B. & C. Cub. F. n. 751. *Torrubia sphecocephala* Tul. Carp. III. p. 16. In Vespis,

- in Jamaica - Asci longissime filiformes; sporidiorum articuli brevissimi, ovato-lineares.
- C. pistillariæformis** B. & Br. Ann. Mg. n. h. 1861. VII. p. 451. *Torrubia pistill.* Cooke Hndb. 771. In ramis Ulmi ex Sclerotio in Anglia. Nucleus indescrptus - An *Claviceps*?
- C. palustris** Bk. in Act. Soc. Linn. 1856 I. t. I. In larvis Amer.
- C. Ravenelii** Bk. in Act. Soc. Linn. 1856 I. t. I. In larvis *Ancylonychæ Americæ borealis*.
- C. Sinclairii** Bk. *Introd. to bot. crypt.* I. 73.
- C. stylophora** Bk. Act. Soc. Linn. 1856 I. t. I. In larvis in Amer. boreali.
- C. armeniaca** Bk. in Act. Soc. Linn. 1856 I. t. I. In larvis Amer. bor.
- C. carolinensis** Rav. F. Carol. IV. 29. In Carolina.
25. **EPICHLOE** Fr. (ut subg.) *Summa* 381. Stroma sessile effusum, primitus conidiophorum. Perithecia immersa, ostioli vix prominulis - Asci octospori. Sporidia filiformia pluriseptata, luteolo-hyalina.
- E. typhina** (Pers.) Tul. *Carp.* III 24. In vaginis vivis *Phlei pratensis* et *Dactylidis glomeratæ* - Asci lanceolato-lineares,  $152 \approx 8$ , stipite incrassato; sporidia prælonga, cylindracea, in articulos continuos multiguttulatos,  $38 \approx 2$ , hyalinos secedentia.
- E. Pulvinulus** B. & Br. F. Ceyl. n. 981. In speciebus *Panici* in Ceylon - Asci lineares, flexuosi; sporidiorum articuli breves.
- E. cinerea** B. & Br. F. Ceyl. n. 982. In *Eragrostide* nutante in Ceylon - Asci . . . ; sporidia longa, filiformia.
- E. strangulans** (Mtgn.) Sacc. *Cordyceps strangulans* Mtgn. *Syll.* 200. Ad culmos *Paspali*, Cayenna - Asci longissimi, cellula pellucida coronati; sporidia linearia, in segmenta secedentia.
26. **HYPOCRELLA** Sacc. Stroma et perithecia *Hypocreæ* - Asci octospori (?) sporidia filiformia.
- H. discoidea** (B. & Br.) *Hypocrea disc.* B. & Br. F.

Ceyl. n. 998. In foliis Zingiberis in Ceylon — Asci clavati; sporidia filiformia, obscure multinucleata, 100 micr. lga.

**H. Bambusæ** (B. & Br.) *Hypocrea Bambusæ* B. & Br. F. Ceyl. n. 999. In inflorescentia Bambusæ in Ceylon — Asci lineares apice capitellati; sporidia filiformia.

**H. atramentosa** (B. & C.) *Hypocrea atramentosa* B. & C. Cub. F. n. 758. In foliis Andropogonis Cuba — Asci . . . .; sporidia filiformia.

**H. semiamplexa** (Berk) Cfr. Cub. Fungi n. 758. *Sphaeria Cyperacearum* Schw. Herb. sec. Berk. In Cyperaceis in Surinam — Asci . . . .; sporidia filiformia.

++ **Simplices.**

27. **OPHIONECTRIA** Sacc. *Perithecia Nectriæ* — Asci octospori. Sporidia filiformia multiseptata v. multiguttulata.

**O. trichospora** (B. & Br.) Sacc. *Nectria trichospora* B. & Br. F. Ceyl. n. 1014 p. 115.

*Hab.* in Ceylon.

*Char.* *Perithecia* ovata, elongata, aspera, coccinea; asci clavati; sporidia filiformia longissima, multiseptata, 215 micr. lga.

**O. mellina** (Mtgn.) Sacc. *Nectria mellina* Mtgn. Syll. 225.

*Hab.* in ramulis dejectis apud Mustapha Algeriæ.

*Char.* Sparsa v. gregaria suberumpens; *perithecia* sphaerico-depressa, pomiformia e pallide miniato tandem mellina, ostiolo impresso papillata. Asci clavati. Sporidia acicularia, polysticha, multiseptata.

**O. paludosa** (Cr.) Sacc. *Nectria paludosa* Cr. Finist. 38.

*Hab.* in basi caulium Rubi et Cirsii palustris putridarum in Gallia.

*Char.* *Perithecia*  $\frac{1}{2}$  mill. diam. albo-carnea, ovoidea, reticulato-contexta — Asci cylindranei, dehiscentes, Sspori. Sporidia filiformia, prælonga, multiguttulata.

28. **BARYA** Fckl. Symb. 93. *Perithecia carnosia* subdiaphana, demum cornea, conica acuta, hyphulis conidiophoris insidentia. Conidia oblonga, 1-septata, hyalina — Asci Sspori. Sporidia bacillaria, continua, hyalina.



**B. parasitica** Fekl. Symb. 93 (inter Acrospermaceos). In *Bertia moriformi parasitica* - Asci fusoides, globuloso-stipitati  $146 \approx 8$ ; sporidia filiformia, continua ascos æquantia. Mycelium conidiophorum: conidia oblonga 1-septata.

29. **OOMYCES** B. & Br. Ann. N. II. n. 590 (1851). Perithecia (pauca) sacculo communi (carneo) inclusa, verticalia - Asci lineares; sporidia octona filiformia, continua, hyalina.

**O. carneo-albus** (Lib.) B. & Br., Cooke Hndb. 780. In foliis *Airæ cæspitosæ* in Anglia, Germania, Gallia - Asci et sporidia ut supra.

Sec. cl. DNtrs in Comm. Critt. ital. II 314 species hæc nec non *O.* (*Schmitzomia*?) *insignis* DNtrs l. c. in ramis *Populi tremulæ* (*Valsesia*) aptius ad *Stictideas* inter *Discomycetes* referenda est - In *O. insigni* adsunt asci elongati tortuosi, copiosissimi; sporidia filiformia ascum æquantia, pluriarticulata, flavida.

Clar. Fuckel *O. carneo-album* inter *Acrosperma-ceas* collocat.

#### Sect. 6, Dictyosporæ Sacc.

Sporidia ovoidea v. suboblonga, septato-muriformia, hyalina.

+ Superficiales, simplices v. cæspitosæ.

30. **PLEONECTRIA** Sacc. F. Ven. novi ser. V. 178. Perithecia *Nectriæ* - Asci octospori; sporidia matura, pluri-septato-muriformia, hyalina, sæpius spermatis (?) intermixta.

**P. Lamyi** (Dmz.) Sacc. M. V. n. 688 et F. ven. l. c. *Sphaeria Lamyi* Dmz. In ramis emortuis *Berberidis vulgaris* in Italia, Gallia, Germania, Anglia &c. - Asci clavati  $90 \approx 100 \approx 15-16$ ; sporidia ovato-oblonga,  $18-20 \approx 5 \frac{1}{2}-6$ , 3-5-septato-muriformia, hyalina.

**P. Berolinensis** Sacc. *Michelia* II. 123. *Nectria Ribis* Niessl. non Rabh. In ramis emortuis *Ribis aurei* (?) in Germania - Asci cylindracei,  $90-100 \approx 10$ ; sporidia ovato-oblonga,  $18-20 \approx 8$ , 7-septato-muriformia, guttulata, hyalina.

**P. lichenicola** (Cr.) Sacc. *Nectria lichenicola* Cr. Finist. 256. In thallo lichenum in Gallia - Asci oblongi dehiscentes; sporidia subfusioidea, utrinque acute attenuata, merenchymatica (muriformia).

*Obs.* *Sphærostilbe pseudotrichia* (Schw) B. & Br. F. Ceyl. n. 1004 ob sporidia cellulosa ad *Pleonectriam* forte pertinet.

++ **Stromaticæ, immerzæ.**

31. **THYRONECTRIA** Sacc. in Grevill. IV. 21. Stroma valseum corticale tectum vix erumpens. Perithecia monosticha, carnosula, rosea, extus flavo-furfuracea, ostiolis brevissimis - Asci octospori, paraphysati. Sporidia oblonga, initio cribrose guttulata dein tenuiter septato-muriformia, hyalina - Spermatia nota.

**T. Patavina** Sacc. F. Ven. novi ser. IV. 23 et F. ital. tab. 153. In ramis Juglandis regiae in Italia - Asci cylindraceo-clavati, 80-90  $\approx$  12, paraphysati; sporidia ovato-oblonga, sæpius curvula 25  $\approx$  9-11, raro 30  $\approx$  8, 7-8-septato-muriformia, guttulata, hyalina.

**T. pyrrochlora** (Awd.) Sacc. *Nectria pyrrochlora* Awd. in Hedw. 1869 p. 88. In ramis corticis *Aceris campestris* - Asci tubulosi; sporidia ovalia, muriformi-polyblasta, 18  $\approx$  9, hyalina.

FUNGI ITALICI autographice delineati a prof.  
P. A. SACCARDO. Patavii 1878.—Fascicoli  
V.—VIII. sistentes tab. 161–320.

COMMENTARIUM

(Cfr. «*Michelia*» I. p. 73).

*Obs.* Numeri progressionem tabularum indicant.

161. *Anthostoma alpigenum* (Fckl.) Sacc. Fung. Ven. nov. v. crit. ser. IV. 18. Mycotheca Ven. n. 238.  
162. *Anthostoma Xylostei* (Pers.) Sacc. Mycoth. Ven. n. 227. Fungi Ven. ser. IV. 18. — *Obs.* Hæc species et præcedens inter genera *Anthostoma* & *Anthotomellam* ambigunt.  
163. *Anthostoma Schmidtii* (Awd.) Nke. Sacc. F. V. ser. IV. p. 18. Mycoth. Ven. n. 225.  
164. *Anthostoma Schmidtii* (Awd.) Nke. \**A. melanotes* (B. et Br. sub *Sphæria*).

*Hab.* in ramis decorticatis, rarius corticatis *Rhamni cathartici* & *Fraxini Orni a Selva*, Aut. 1873.

*Obs.* A forma typica præcipue differt ascis brevioribus crassioribus, 70–80  $\approx$  6 $\frac{1}{2}$ , sporidiisque crassioribus, 12–14  $\approx$  5–6, pariter fuliginis.

165. *Anthostoma italicum* Sacc. et Sp. Stromate superficiale hinc inde varie effuso, nigricante; peritheciis gregariis cauli decorticato immerso-prominulis, globoso-depressis,  $\frac{1}{3}$ – $\frac{1}{2}$  mill. diam., papillulatis, nigris; ascis cylindræis, 80–100  $\approx$  8–10, breve stipitatis, apice obtusis, lumineque sub-trifoveolato, paraphysibus filiformibus obvallatis, octosporis; sporidiis ovato-oblongis, 25  $\approx$  7–8, curvulis, 2–(raro 1–) guttulatis, utrinque brevissime hyalino-apiculatis, fuliginis.

*Hab.* in caulibus herbarum majorum putrescentibus a *Conegliano*, Febr. 1877.

166. *Anthostoma urophorum* Sacc. et Sp. Stromate superficiale in lignum breve penetrante, albicante, perithecia singula v. pauca ambiente, subcirculare, minuto; peritheciis ligno immersis, globulosis,  $\frac{3}{4}$  mill. diam. nigris, ostiolo breve papillato parum emergente; ascis cylindraceis, 100–110  $\approx$  8, breve stipitatis, apice, lumine integro, obtusis, paraphysibus guttulatis obvallatis, octosporis; sporidiis oblongo-ovoideis, 15–22  $\approx$  5–6  $\frac{1}{2}$ , utrinque acutiusculis, 2-guttulatis, fuliginis, basi apiculo hyalino, raro sub-lobulato auctis.

*Hab.* in ligno decorticato (*Ulmi?*) putrescente a *Conegliano* vere, 1877, rarissime.

167. *Anthostoma decipiens* (DC.) Nke, Sacc. Mycol. Ven. Specimen pag. 142.

*Obs.* Nascitur, præterquam in *Carpino*, et in *Acere campestri*.

168. *Anthostoma turgidum* (Pers.) Nke, Sacc. Fungi Ven. Ser. IV. 18.

*Obs.* Ascii cylindrici, breve stipitati, apice obtusi, 100–115  $\approx$  6–7, paraphysibus guttulatis obvallati, octospori. Sporidia oblongo-ellipsoidea, utrinque rotundata, 10–12  $\approx$  6–7, fuliginea.

169. *Anthostoma gastrinum* (Fr.) Sacc. Mycol. Ven. Spec. 143 et Fungi Ven. Ser. IV. 18.

*Obs.* Ascii 85–100  $\approx$  5; sporidia 10–12  $\approx$  4  $\frac{1}{2}$ –5 in utraque forma.

A. forma *Ulmi campestris* (*Treviso, Padova*).

B. forma *Carpini Betuli* (*Padova*).

170. *Anthostoma gastrinum* (Fr.) Sacc. A. forma *Rhamni cathartici* (*Selva*)—B. forma *Quercus pedunculatæ* (*Montello*).

*Obs.* In forma A: ascii 130  $\approx$  5; sporidia 14–15  $\approx$  5. In forma B: ascii 110  $\approx$  5; sporidia 8–9  $\approx$  4.

171. *Anthostoma tæniosporum* Sacc. Mycol. Ven. Spec. 143, tab. XIV. f. 47–51.

172. *Anthostomella intermedia* Sacc. *Anthostoma intermedium* Sacc. Fungi Ven. Ser. IV p. 18, vix Nke.



Peritheciis gregariis, cortice nidulantibus, globosis  $\frac{1}{2}$  mill. diam., breve papillatis, epidermidem denique perforantibus, parum nigrificantibus; ascis cylindraceis breve stipitatis, apice rotundatis, 70-80  $\times$  6, paraphysibus filiformibus guttulatis obvallatis, octosporis; sporidiis ovato-oblongis, 12-14  $\times$  5, quandoque curvulis, minute 2-3-guttulatis, fuligineis.

*Hab.* in ramis corticatis putrescentibus Salicis vitellinae a Selva, Aut. 1873.

173. *Anthostomella delitescens* (DNtrs.) Sacc. *Sphaeria delitescens* DNtrs. Microm. ital. Dec. VIII. n. 9.  
\**A. nobilis* Sacc. & Sp.

*Hab.* in ramis corticatis Lauri nobilis putrescentibus, a Conegliano, Nov. 1876.

*Obs.* Asci cylindracei, breve stipitati, p. s. 90  $\times$  8, octospori, paraphysibus filiformibus guttulatis obvallati; sporidia oblongo-ovoidea, 15-16  $\times$  6-7. Perithecia stromate vix ullo excepta, globosa, papillulata,  $\frac{1}{3}$ - $\frac{1}{2}$  mill. diam.

174. *Anthostomella appendiculosa* (B. et Br.) Sacc. M. V. n. 1190. Michelia II. 244.

175. *Anthostomella Unedonis* (DNtrs) Sacc. *Sphaeria Unedonis* DNtrs. Microm. ital. Dec. X. n. b.

*Hab.* in truncis corticatis emortuis Arbuti Unedonis a Genova allo Scoglietto (herb. DNtrs).

*Obs.* Asci crasse cylindracei, apice obtusi, 150  $\times$  12-14, stipite 25 micr. lgo, paraphysibus filiformibus guttulatis asco longioribus obvallati, octospori. Sporidia oblonga utrinque rotundata, 25  $\times$  12, recta, 1-guttulata, fuliginea, initio strato hyalino exiguo cincta. Perithecia valde compressa.

176. *Anthostomella Olearum* Sacc. & Sp., Michelia I. 25.

177. *Anthostomella rostrispora* (Ger.) Sacc., Michelia I. 25.

178. *Anthostomella italica* Sacc. & Sp. Peritheciis gregariis foliorum parenchymate immersis, epidermide vix perforata et circum circa breve nigrificata velatis, globoso-depressis,  $\frac{1}{5}$  mill. diam., brevissime papillatis;

ascis cylindraceis, breve stipitatis, 80-90  $\approx$  10, paraphysibus (spuriis?) crassiusculis, pluriguttulatis, obvallatis, octosporis; sporidiis oblique monostichis, obovatis, curvulis, 18-22  $\approx$  6-7, 2-guttatis, fuligineis, cauda hyalina  $1\frac{1}{2}$ -2 obtusiuscula basi auctis.

*Hab.* in foliis putrescentibus Sacchari stricti nostratis, nec non Bambusæ cultæ a Susegana, Aut. 1877.

179. **Apiospora Punctum** Sacc. & Sp. Mycoth. Ven. n. 1268. Peritheciis gregariis, distinctis, foliorum parenchymate immersis, epidermide circum circa brevissime nigrificata velatis, breve obtuse papillulatis; contextu perithecii parenchymatico fuligineo; ascis cylindraceo-clavatis, 80  $\approx$  18, breve oblique stipitatis, apice rotundatis, lumine apice paulum coarctato, paraphysibus filiformibus guttulatis, obvallatis, octosporis; sporidiis oblique monostichis v. distichis, oblongo-clavatis, deorsum attenuato-curvulis, prope basim (spurie?) 1-septatis, inæqualiter 2-nucleatis, hyalinis.

*Hab.* in foliis putrescentibus Moliniæ et Dactylis a Conegliano, Majo 1877.

*Obs.* Ab *Ap. Striola* (Pass.) peritheciis subsolitariis, nec stromate lineari-connexis, sporidiis crassioribus etc. differt.

180. **Apiospora Striola** (Pass.) Sacc. Fungi Ven. Ser. II. 305. Mycoth. Ven. n. 907.

181. **Lisea nemorosa** Sacc. Michelia I. 42.

- 182.? **Physalospora Corni** Sacc. *Botryosphaeria Corni* Sacc. Fungi Ven. Ser. IV. 4 (non *Sphaeria Corni* Sow.). Peritheciis cortice nidulantibus, gregariis epidermide pustulatis tumidula, denique disrupta, velatis, globulosis,  $\frac{1}{3}$ - $\frac{1}{2}$  mill., papillatis; nigris; ascis cylindraceo-clavatis 70-80  $\approx$  12, deorsum attenuatis, apice rotundatis, paraphysibus filiformibus guttulatis obvallatis, octosporis; sporidiis oblique monostichis v. distichis, oblongis v. subfusoides, utrinque obtusiusculis, 18  $\approx$  5, curvulis, 1-2-guttatis, hyalinis.

*Hab.* in ramulis Corni sanguineæ putrescentibus a Selva Sept. 1873, raro.

- Obs.* A *Sph. Corni* Sow. sec. descrip. Cook. & Curr. &c omnino diversa est.
183. *Ceratostoma graphioides* Sacc. *Michelia* II, 246. *Mycoth. Ven.* n. 1264.
184. *Ceratostoma Jani-collinum* Sacc. & Sp. *Michelia* II. 246.
185. *Ceratostoma Notarisii* Sacc. *Fungi Ven. Ser.* II. 308.
186. *Ceratostoma caulicola* Fekl. \**C. culmicola* Sacc. *Fungi Ven. Ser.* V. 175.
187. *Ceriospora Dubyi* Niessl, Sacc. *Michelia* I. 36.
188. *Ceriospora xantha* Sacc. *Michelia* I. 36.
189. *Clypeosphæria Notarisii* Fekl. f. *Castaneæ vescæ* Sacc. *Michelia* I. 39.
190. *Chætosphæria parvula* Sacc. *Fungi Ven. Ser.* IV. 3.
191. *Chætosphæria fusca* Fekl., Sacc. *Fungi Ven. Ser.* IV. pag. 3.
192. *Cladotrichum polysporum* Cda. Sacc. *Mycoth. Ven.* n. 659. Status conid. *Chætosphæriæ fuscæ* Fekl.
193. *Calonectria Massariæ* (Pass.) Sacc. *Michelia* II. 251 n. 46 ex errore sub *Calonectriæ pyrrochloræ* nom., quæ contra *Thyronectriæ* species est, valde affinis *Thyronectriæ Patavinæ* Sacc. *Fung. ital.* tab. 153.  
*Hab.* in ostioliis *Massariæ* inquinantis ad ramulos *Aceris campestris*, a *Conegliano*, Martio 1877.
194. *Calolectria minuscula* Sacc. & Sp. *Michelia* II. 251.
195. *Calonectria ochraceo-pallida* (B & Br.) Sacc. *Fungi Ven. Ser.* IV. p. 23.
196. *Calonectria Bloxami* (B. & Br.) Sacc. *Fungi Ven. Ser.* IV. p. 23.
197. *Calonectria macrospora* Sacc. & Sp. *Michelia* II. 251.
198. *Cesatiella australis* Sacc. & Sp. *Michelia* II. 250.
199. *Nectriella Rousseliana* (Mtg.) Sacc. *Michelia* I. pag. 51.
200. *Hyponectria Buxi*. (DC.) Sacc. *Michelia* II. 250.



201. *Caryospora putaminum* (Schw.) DNtrs., Sacc. Fungi Veneti Ser. III. pag. 8.
202. *Caryospora callicarpa* (Curr.) Nke, Sacc. Fungi Ven. Ser. III. pag. 8.
203. *Caryospora Lichenopsis* (Mass.) Sacc. Fungi Ven. Ser. V. 178. Mycoth. Ven. n. 684.
204. *Caryospora Olearum* (Cast.) Sacc. Fungi Ven. Ser. III. 8. Mycotheca Ven. n. 1271.
205. *Ditopella Vizeana* Sacc. & Sp. *Michelia* II. 248. *Nectria caulina* Cooke F. Brit. ser. II. n. 479.
206. *Ditopella fuispora* DNtrs., Sacc. *Michelia* I. 31.
207. *Didymosphæria Cadubriæ* Sacc. Fungi Ven. Ser. II. pag. 324.
208. *Didymosphæria conoidea* Niessl Neue Kernp. I. 202. Cfr. Sacc. Fung. Ven. Ser. II. 314. Obs. II.
209. *Dothidea Hippophaëos* (Pass.) Fekl. Symb. Mycol. app. II. 40. *D. Sambuci* f. *Hippophaëos* Pass. in Erb. critt. ital. Ser. II. n. 98.  
*Hab.* in ramulis Hipp. rhamnoidis a Parma, Apr. (PASSERINI) — *Obs.* Asci cylindraceo-clavati, deorsum breve attenuati, apice rotundati, 90–100  $\approx$  14, octospori. Sporidia fusioideo-clavulata, 25  $\approx$  6–7, constricto-1-septata, hyalina.
210. *Dothidea Berberidis* (Wahlbg.) Fr., Sacc. Mycoth. Ven. n. 235 et Fungi Ven. Ser. V. 182. — *Obs.* Asci clavati, 60  $\approx$  12, paraphysati, octospori; sporidia subrhombica, constricto-1-septata, 15–17  $\approx$  6, raro 18  $\approx$  7, quandoque curvula, hyalina.
211. *Dothidea insculpta* Wallr., Sacc. Myc. Ven. n. 649. Fungi Ven. Ser. V. 183. — *Obs.* Asci cylindracei brevissime attenuato-stipitati, 80–90  $\approx$  12, 8-spori; sporidia disticha, fusioidea, sæpe curvula utrinque attenuata, 18–20  $\approx$  4, leniter constricta, 1-septata, 4-guttulata, hyalina.
212. *Dothidea Sambuci* (Pers.) Fr. f. *moricola* Erb. critt. ital. n. 784., Sacc. Fungi Ven. Ser. V. 182.
213. *Dothidea Mezerei* Fr., Sacc. Mycoth. Ven. n. 647, non Mycol. Venet. Specimen p. 146 t. XIV. f. 61–62, quæ, præeunte clariss. Doct. Rehm, ad *Melanothecam*



- arthonioidem* Mass. pertinet - *Obs.* Asci cylindraceo-clavati, 60-75  $\times$  12, apice obtusi, deorsum attenuati, paraphysibus crassis (spuriis?) obvallati, octospori. Sporidia fusioidea, leniter curva, 19-20  $\times$  5, constricto-1-septata, hyalina, loculo superiore paulo crassiore; rarissime loculo uno alterove bipartito.
214. *Dothidea ribesia* (Pers.) Fr., Sacc. F. Ven. Ser. V. 182. - *Obs.* Asci cylindracei 70-80  $\times$  12, aparaphysati, brevissime stipitati, octospori. Sporidia disticha, clavata, recta 1-septata, vix constricta 18  $\times$  4, hyalina.
215. *Dothidea Sambuci* (Pers.) Fr. \*D. *Venziana* Sacc. Fungi Ven. Ser. V. 183.
216. *Dothidea tetraspora* B. & Br., Sacc. F. Ven. Ser. V. 182, et *Michelia* I. 53.
217. *Lasiosphæria minuta* Fckl., Sacc. Fung. Ven. Ser. II. 327.
218. *Lasiosphæria ambigua* Sacc. *Michelia* I. 46.
219. *Linospora Carpini* Schröt., Sacc. *Michelia* I. 45. *Mycoth.* Ven. n. 911.
220. *Linospora Magnagutiana* Sacc. *Michelia* II. 45.
221. *Lophiostoma hygrophilum* Sacc. Fungi Ven. Ser. III. p. 3.
222. *Lophiostoma quadrinucleatum* Karst., Sacc. Fungi Ven. Ser. III. 4.
223. *Lophiostoma Niessleanum* Sacc. Fungi Ven. Ser. III. pag. 3.
224. *Lophiostoma dumeti* Sacc. Fungi Ven. Ser. III. pag. 3.
225. *Lophiostoma intermedium* Sacc. sp. nov. Peritheciis cortice nidulantibus, lignoque insculptis, gregaris, globulosis, diam.  $\frac{1}{3}$  mill., ostiolo emergente compresso, truncato; ascis clavatis breve stipitatis, 80  $\times$  12, paraphysibus filiformibus obvallatis, octosporis; sporidiis oblique monostichis v. distichis, fusioideis, curvatis, 30-32  $\times$   $4\frac{1}{2}$ -5, 7-septatis, loculo intermedio paulo crassiore, 8-guttulatis, olivaceis, utrinque apiculo acuto hyalino auctis.
- Hab.* in caulibus putrescentibus Labiatarum ma-

orum, e g. *Salviæ glutinosæ* in sylva *Montello*, Sept. 1873.

*Obs.* *Loph. insidiosus* (Dmz.), *L. Niessleano* Sacc. et *L. caulium*, (Fr.) affine, sed a primo sporidiis 7-septatis, ab altero sporidiis multo angustioribus, noduliferis, a postremo sporidiis apiculatis facile dignoscitur.

226. **Lophiostoma insidiosum** (Dmz.) Ces. & DNtrs, Sacc. *Fungi Veneti novi v. critici* Ser. III. p. 23. (forma XI).

227. **Lophiostoma simillimum** Karst. *Myc. Fenn.* II. 84. Sacc. *Fungi Veneti* Ser. III. p. 4. — *Obs.* Asci clavati breve stipitati, 90  $\approx$  14 paraphysati, octospori; sporidia fusioidea, curvula, 30  $\approx$  7-8, 5-septata, ad septa leniter constricta, 6-guttulata, fuliginea, utrinque apiculo hyalino 5-6 micr. lgo aucta.

228. **Lophiostoma perversum** DNtrs, Sacc. *Fungi Ven.* Ser. III p. 4.

*Obs.* Perithecia ligno superficie denigrato immersa globosa  $\frac{1}{3}$  mill., ostiolo compresso, truncato, latiusculo. Asci clavati, breve stipitati, paraphysati, 80  $\approx$  12-14, octospori; sporidia cylindracea, utrinque breve attenuata, 25-28  $\approx$  4  $\frac{1}{2}$ -5, curvula, 5-septata, ad septa leniter constricta, fuliginea.

229. **Lophiostoma curtum** (Fr.) DNtrs Schema Sfer. ital. in *Comment. crittog.* I. p. 219.

*Hab.* ad ligna putrescentia a *Maccarese* prope Romam, 1874. (C. BAGNIS).

*Obs.* Asci cylindrici, brevissime stipitati, 120-130  $\approx$  12, paraphysati, octospori; sporidia fusioideo-biconica, 28-30  $\approx$  10-12, 7-9-septato-muriformia, ad septum medium constricta, fuliginea.

230. **Lophiostoma gregarium** Fekl., Sacc. *Fungi Ven.* Ser. V. 177.

231. **Lophiostoma pachysporum** Sacc. *Michelia* II 249. *Mycoth. Ven.* n. 1157 (In tabula epitheton «*brachysporum*» pro «*pachysporum*» ex errore calami inscriptum est).

232. **Lophiostoma nobile** Sacc. sp. nova. Peritheciis

gregariis cortice nidulantibus, globosis,  $\frac{1}{2}$ - $\frac{3}{4}$  mill. diam., nigris; ostiolo compresso truncato integro, emergente; ascis cylindraceo-clavatis breve stipitatis, p. sporif., 70-80  $\approx$  15, paraphysatis, octosporis; sporidiis oblique monostichis v. distichis, oblongo-fusoideis, 20-25  $\approx$  8-9, quandoque curvulis, 7-septato-muriformibus, ad septa leniter constrictis, fuligineis.

*Hab.* in ramis corticatis Lauri nobilis a *Vittorio*, Oct. 1877, raro.

*Obs.* Affine *Lophiostomati compresso* (P.) DNtrs (Sacc. F. ital. tab. 233) a quo sporidiis constanter 7-septatis differt.

233. *Lophiostoma compressum* (Pers.) DNtrs Sacc. Mycol. Ven. Spec. p. 210. - *Obs.* Ascii clavati, breve stipitati, 110-115  $\approx$  16-18, paraphysati octospori; sporidia disticha oblonga fusoidea, sæpe curvula, 25  $\approx$  10, 5-septato-muriformia, fuliginea.
234. *Lophiostoma compressum* (Pers.) DNtrs \***L. pseudomacrostomum** Sacc., Spegazz. Ampelom. ital. n. 31. *L. macrostomum* Plur. auct. - *Obs.* Ascii cylindraceo-clavati, breve stipitati, 110-115  $\approx$  14, paraphysati, octospori; sporidia disticha v. oblique monosticha, fusoidea, 28-30  $\approx$  8-10, recta v. curvula, 5-septata, 6-guttulata, fuliginea (rarissime septo unico longitudinali).
235. *Lophiostoma macrostomum* (Tode) Ces. & DNtrs, Fckl. Symb. 157-Cooke Hndb. n. 2537, non Plur. auctor. - *Obs.* Ascii cylindraceo-clavati, 90-110  $\approx$  15-18, breve stipitati, paraphysati, octospori; sporidia inordinate disticha, fusoidea utrinque attenuata, sæpe curvula, 6-locularia, 6-guttulata, fuliginea, oculis extimis pallidioribus.
236. *Lophiostoma macrostomoides* DNtrs, Sacc. Fungi Ven. Ser. III. 4. Ascii cylindracei, apice obtusi, basi breve attenuati, paraphysati, octospori; sporidia disticha, oblongo-cylindracea, utrinque rotundata, 5-septata, 6-nucleata, dilute fuliginea.
237. *Lophiostoma quadrinucleatum* Karst. \***L. rhopaloides** Sacc. *Michelia*, I. 43.



238. *Lophiostoma angustilabrum* B. & Br., Sacc. Mycol. Ven. Spec. 110.
239. *Lophiostoma vicinum* Sacc. Michelia I. 44.
240. *Lophiostoma vicinellum* Sacc. nov. spec. Peritheciis gregariis ligno immersis, majusculis,  $\frac{2}{3}$ - $\frac{3}{4}$  mill. diam., nigris, globosis, ostiolo compresso obtuso, emergente, integro; ascis clavato-cylindræis, deorsum attenuatis, apice obtusis, paraphysibus filiformibus obvallatis octosporis; sporidiis distichis fusoideis, utrinque attenuatis minuteque appendiculatis, curvis, constricto-1-septatis, minute varie guttulatis, fuligineis (rarissime loculis spurie 1-septatis).  
*Hab.* in ligno abietino putrescente a Gratz (Styria). Oct. 1873. Ex herb. P. MAGNUS.
241. *Lophiostoma excipuliforme* (Fr.) DNtrs, Sacc. Michelia I. 43.
242. *Lophiostoma Balsamianum* DNtrs, Sacc. Mycol. Venetæ Specimen p. 110., Mycoth. Ven. n. 778 et 1156.
243. *Lophiostoma subcorticale* Fckl., Sacc. Fungi Ven. Ser. III. p. 4.-*Obs.* Ascii clavati, paraphysati, octospori,  $110 \approx 14$ , p. sporif. 90 lg. Sporidia disticha elongato-fusoidea curva, constricto-1-septata, 6-guttulata, hyalina,  $35-40 \approx 7$ . Rarissime extra ascum occurrunt sporidia fuscidula 3-4-septata, sed talia senio potius quam maturitate evadere censeo, et tunc abnormia habenda.
244. *Lophiostoma subcorticale* Fckl. \**L. viticola* Sacc. Peritheciis gregariis, globosis,  $\frac{3}{4}$  mill. diam.. ligno immersis, ostiolo compresso, truncato, emergente; ascis clavatis, paraphysatis,  $120 \approx 13-15$ , octosporis; sporidiis distichis, fusoideo-biconicis, curvulis,  $28-32 \approx 7-8$ , constricto-1-septatis, 4-guttulatis, hyalinis (rarissime [senio?] dilute fuligineis, 3-septatis).  
*Hab.* in ligno decorticato Vitis viniferæ a Padova, Apr. 1875.
245. *Lophiostoma semiliberum* (Dmz.) Ces. & DNtrs, Sacc. Mycol. Ven. Specimen p. 111., Mycoth. Ven. n. 678.



246. *Lophiostoma vagabundum* Sacc. Fungi Ven. Ser. III. p. 2. Mycol. Ven. n. 921.
247. *Lophiostoma pygmæum* Sacc. Fung. Ven. Ser. III. pag. 2.
248. *Lophiostoma alpigenum* Fekl., Sacc. Fungi Ven. Ser. III. p. 4. et Mycol. Ven. Specim. p. 111.
249. *Lophiostoma Nucula* (Fr.) Ces. & DNtrs., Sacc. Mycol. Ven. Specim. 111. — *Obs.* Asci crasse cylindracei, 100  $\approx$  15–17, apice rotundati, deorsum breve attenuati, paraphysati, octospori; sporidia disticha cylindracea, utrinque obtuse attenuata, curvula, 24–30  $\approx$  7–9, 4-nucleata, 3-septata, hyalina.
250. *Lophiostoma auctum* Sacc. Mycol. Ven. Specimen p. 110. Fungi Ven. Novi Ser. III. p. 4.
251. *Lophiostoma anaxæum* Sacc. Fungi Ven. Ser. III. p. 1.
252. *Lophiostoma perpusillum* Sacc. Michelia I. p. 43.
253. *Lophiostoma præmorsum* (Lasch) Fekl., Sacc. Mycol. Ven. Specimen 111. *L. Jerdoni* B. & Br., Cooke Hndb. 851.
254. *Lophiostoma Fuckelii* Sacc. *L. diminuens* Fekl Symb. Mycol. p. 156. Sacc. Fungi Ven. Ser. III. 4, non Fr. (sec. DNtrs), an Persoon? — *Obs.* Asci clavati, breve stipitati, paraphysati, octospori, 55–60  $\approx$  8; sporidia disticha v. oblique monosticha, fusoideo-biconica, curvula, 4-guttulata, hyalina utrinque apiculis acutis ornata.
255. *Lophiostoma pulveraceum* Sacc. nov. spec. Peritheciis gregariis ligno penitus v. semi-immersis, globulosis,  $\frac{1}{4}$ – $\frac{1}{5}$  mill. ostiolo compresso, truncato, emergente; ascis clavatis brevissime stipitatis, 80  $\approx$  10–12, apice rotundatis, paraphysibus filiformibus obvallatis, octosporis; sporidiis distichis, fusoideo-biconicis 18–20  $\approx$  4  $\frac{1}{2}$ –5 curvulis, constricto–1-septatis, 4-guttulatis, hyalinis, utrinque appendiculis brevibus, acutis præditis.

*Hab.* in ligno quercino putrescente a Selva, Aug. 1876.

256. *Lophiostoma duplex* Karst. Mycol. Fenn. II. 86.  
*Hab.* in ramis decorticatis Coryli et Rhamni cathartici a Conegliano, vere 1877 — *Obs.* Asci cylindracei breve stipitati, paraphysati, 120 × 9–10, octospori; sporidia fusoidea, curvula, 4-guttulata, dein 3-septata, 22–25 × 4–5½, hyalina.

Generis *Lophiostomatis* species, etsi inter se habitu externo exacte convenient, sporidiis, ut notum est, inter se ita variis utuntur, ut (ad ceterorum pyrenomycetum delimitationis normam) in nonnulla genera merito dividi posse videantur. Tunc *Lophiostomati* generi dignitas familiæ jure meritoque tribuenda esset. Ecce novæ familiæ dispositionis tentamen.

**Lophiostomaceæ** Sacc. (nec Fekl.)

*Perithecia carbonacea* v. membranaceo-carbonacea, nigra, ostiolo compresso, rimose dehiscente.

*Sect. 1. Phæosporæ* Sacc.

Sporidia continua, ovoidea v. navicularia, fusca.

1. **Lophiella** Sacc.

*Perithecia Lophiostomatis*, Asci octospori. Sporidia navicularia, fusca.

*L. cristata* (Pers.) Sacc. *Sphæria cristata* Pers. *Lophium cristatum* Crouan Finist. p. 29.

*Sect. 2. Didymosporæ* Sacc.

Sporidia bilocularia, ovoidea v. oblonga, fusca.

2. **Schizostoma** Ces. etc. DNtrs (charact. sectionis).

*S. Montagnei* Ces. & DNtrs. *Sphæria schizostoma* Mtgn. Syll. Cryptag. p. 231.

*S. montelicum* Sacc. Cfr. Sacc. F. ital. n. 146.

*S. vicinum* Sacc. Cfr. Sacc. F. ital. n. 239.

*S. vicinellum* Sacc. Cfr. Sacc. F. ital. n. 240.

*S. pachythele* (B. & Br.) Sacc. *Sphæria pachythele*  
B. & Br. Ceyl. F. n. 1109.

Sect. 3. *Phragmosporæ* Sacc.

*Sporidia oblonga* v. *fusoidea*, 2-pluriseptata.

A. *Hyalophragiæ*: sporidiis hyalinis.

3. *Lophiotrema* Sacc. (charact. sectionis).

\* *Sporidia mutica*.

- L. alpigenum* (Fckl) Cfr. Sacc. F. ital. n. 248.  
*L. Thuemenianum* (Speg.) Cfr. Speg. Ampel. ital. n. 33.  
*L. pygmaeum* Sacc. Cfr. Sacc. F. ital. n. 247.  
*L. sexnucleatum* (Cooke) Cfr. Cooke Hndb. p. 850.  
*L. crenatum* (Fr.) Cfr. Karst. Fenn. II. 86.  
*L. semiliberum* (Dmz.) Cfr. Sacc. F. ital. n. 245.  
*L. vagabundum* Sacc. Cfr. Sacc. F. ital. n. 246.  
*L. subcorticale* (Fckl.) Cfr. Sacc. F. ital. n. 243.  
*L. viticola* Sacc. Cfr. Sacc. F. ital. n. 244.  
*L. Nucula* (Fr.) Cfr. Sacc. F. ital. n. 249.  
*L. duplex* (Karst.) Cfr. Sacc. F. ital. n. 256.  
*L. Hederæ* (Fckl.) Cfr. Fckl. Symb. mycol. 157.  
*L. myriocarpum* (Fckl.) Cfr. Fckl. Symb. mycol. 156.  
*L. pusillum* (Fckl.) Cfr. Fckl. Symb. mycol. App. II. p. 29.  
*L. Sedi* (Fckl.) Cfr. Fckl. Symb. mycol. 155.  
*L. perpusillum* Sacc. Cfr. Sacc. F. ital. n. 252.  
*L. nuculinum* Rehm. Augsb. Pilzfl. p. 80 sub *Lophiost.*

\*\* *Sporidia appendiculata*.

- L. auctum* Sacc. Cfr. Sacc. F. ital. n. 250.  
*L. Anaxaeum* Sacc. Cfr. Sacc. F. ital. n. 251.  
*L. præmorsum* (Lasch) Cfr. Sacc. F. ital. n. 253.  
*L. Fuckelii* Sacc. Cfr. Sacc. F. ital. n. 254.  
*L. pulveraceum* Sacc. Cfr. Sacc. F. ital. n. 255.  
*L. angustilabrum* (B. & Br.) Cfr. Sacc. F. ital. n. 238.

Obs. *L. subcorticale*, *L. viticola*, *L. vagabundum*, *L. angustilabrum* præbent rarissime sporidia nonnulla (extra ascos) dilute fuliginea,

sed talia, ut monui, senio potius quam maturitate provenire videntur, et tunc abnormia.

B. **Phæophragmiæ**: sporidiis fuscis.

4. **Lophiostoma** Ces. et DNtrs. (s. strictiore).

\* **Sporidia mutica.**

- L. Crista-Galli* DR. Mtgn. Cfr. Mtgn. Syll. p. 231.  
*L. microstomum* Cooke & Ellis (non Niesslii, quod = *L. caulium* [Fr.]) Cfr. Grevill. IV. 176.  
*L. perversum* DNtrs. Cfr. Sacc. F. ital. n. 228.  
*L. macrostomum* (Tode) Ces. & DNtrs. Cfr. Sacc. F. ital. n. 235.  
*L. macrostomoides* DNtrs. Cfr. Sacc. F. ital. n. 236.  
*L. excipuliforme* (Fr.) DNtrs. Cfr. Sacc. F. ital. n. 241.  
*L. Balsamianum* DNtrs. Cfr. Sacc. F. ital. n. 242.  
*L. dolabriforme* DNtrs. Cfr. DNtrs. Sfer. ital. n. 69. *Lophium Notarisii Crouan.*  
*L. pileatum* (Tode) Fekl. Cfr. Fekl. Symb. mycol. 158.  
*L. quadrinucleatum* Karst. Cfr. Sacc. F. ital. n. 222.  
*L. rhopaloides* Sacc. Cfr. Sacc. F. ital. n. 237.  
*L. dumeti* Sacc. Cfr. Sacc. F. ital. n. 224.  
*L. insculptum* Rehm Ascom. n. 289.  
*L. pseudomacrostomum* Sacc. Cfr. Sacc. F. ital. n. 234.  
*L. caulium* (Fr.) Ces. & DNtrs. Cfr. Niessl in Hedw. 1875. p. 21-24.  
*L. mendax* DNtrs. Cfr. Schema Piren. Sfer. p. 219.  
*L. Arundinis* (Fr.) Ces. & DNtrs. Schema Sfer. p. 220.  
*L. viridarium* Cooke Hndb. p. 849.  
*L. fibritectum* Berk. Cfr. Cooke Hndb. p. 850.  
*L. Ruborum* Crouan Finist. p. 29.  
*L. cespitosum* Fekl. Symb. mycol. App. II. p. 29.  
*L. absconditum* Pass. in Nuovo Giorn. bot. ital. VII. p. 257.  
*L. rhizophilum* (B. & C.) Sacc. Cfr. Grevill. IV. 143.  
*L. Pinastri* Niessl Notiz üb. Pyrenom. p. 49. t. IV. f. 24.  
*L. granulosum* Crouan Finist. p. 29.



\*\* *Sporidia appendiculata*.

- L. insidiosum* (Dmz.) Ces. & DNtrs Cfr. Sacc. F. ital. n. 226.  
*L. Menthae* Kirchn. in Thüm. F. Austr. 1153 Cfr. et Fungi novi austr. p. 3.  
*L. Niessleanum* Sacc. Cfr. Sacc. F. ital. n. 223.  
*L. intermedium* Sacc. Cfr. Sacc. F. ital. n. 225.  
*L. simillimum* Karst. Cfr. Sacc. F. ital. n. 227.  
*L. bicuspidatum* Cooke Hndb. p. 848.

Sect. 4. *Dictyosporæ* Sacc.

Sporidia ovoidea v. oblonga, pluriseptato-muriformia, fusca.

5. *Lophidium* Sacc. (Charact. section.)

- L. hygrophilum* Sacc. Cfr. Sacc. F. ital. n. 221.  
*L. curtum* (Fr.) Cfr. Sacc. F. ital. n. 229.  
*L. gregarium* Fckl. Cfr. Sacc. F. ital. n. 230.  
*L. fenestrale* (Cke & Ell.) Cfr. Grevill. 1877 pag. 12.  
*L. pachysporum* Sacc. Cfr. Sacc. F. ital. n. 231.  
*L. nobile* Sacc. Cfr. Sacc. F. ital. n. 232.  
*L. compressum* (Pers.) Ces. & DNtrs. Cf. Sacc. F. ital. n. 233.  
*L. diminuens* (Pers.) Ces. & DNtrs. Cfr. Schema Sfer. ital., non Fckl.  
*L. ramorum* (Fckl.) Cfr. Fckl. Symb. 158.  
*L. fraudolentum* DR. & Mtgn. Cfr. Mtgn. Syll. p. 231.  
*L. psilogrammum* DR. & Mtgn. Cfr. Mtgn. Syll. p. 231.  
*L. graphidosporum* (Anzi) Cfr. Anzi Analecta Lich. p. 27.

257. *Leptosphaeria Aegira* Sacc. & Sp. Michelia I. pag. 153.  
 258. *Leptosphaeria dryadea* Sacc. Fungi Ven. Ser. II. pag. 311.  
 259. *Leptosphaeria Alcides* Sacc. Fungi Ven. Ser. V. pag. 176.

260. *Leptosphæria Yulan* Sacc. Fungi Ven. Ser. II. pag. 312.
261. *Leptosphæria Lathonia* Sacc. Fungi Ven. Ser. II. p. 310.
262. *Leptosphæria marginalis* Sacc. Michelia II. p. 244. Mycoth. Ven. n. 1162.
263. *Leptosphæria Lucina* Sacc. Fungi Ven. Ser. II. p. 311.
264. *Leptosphæria nobilis* Sacc. Fungi Ven. Ser. II. p. 312.
265. *Leptosphæria Lucilla* Sacc. Fungi Ven. Ser. II. p. 310.
266. *Leptosphæria Pomona* Sacc. Fungi Ven. Ser. V. p. 176.
267. *Leptosphæria Aglaja* Sacc. Fungi Ven. Ser. II. p. 310.
268. *Leptosphæria Camilla* Sacc. Fungi Ven. Ser. II. p. 312.
269. *Leptosphæria carpogena* Sacc. Fungi Ven. Ser. II. p. 313.
270. *Leptosphæria carpophila* Sacc. Fungi Ven. Ser. II. p. 314.
271. *Leptosphæria bryophila* Sacc. Fungi Ven. Ser. II. p. 319.
272. *Leptosphæria Convallariæ* (Fekl.) Sacc. Fungi Ven. Ser. VI in Michelia I. 38.
273. *Leptosphæria hyalospora* Sacc. Fungi Ven. Ser. II. 323.
274. *Leptosphæria grandispora* Sacc. Peritheciis gregariis innate-erumpentibus, globulosis,  $\frac{1}{5}$  mill. diam., vertice breve papillatis, nigris; ascis clavato-fusoideis apice obtusis basi breve crasso-stipitatis,  $90 \approx 20$ , paraphysibus filiformibus obvallatis, octosporis; sporidiis distichis, fusoideis,  $45 \approx 8-9$ , curvulis, utrinque acutiusculis, 9-10-septatis, 10-11-guttulatis, hyalinis.

*Hab.* in foliis putrescentibus *Typhæ latifoliæ* a *Colfosco* Sept. 1877, raro.

*Obs.* A *Leptosph. hyalospora* Sacc., cui affinis, sporidiis fere duplo majoribus recedit.

275. *Leptosphæria Micropogon* Sacc. Fungi Ven. Ser. II. p. 320.
276. *Leptosphæria arundinacea* (Sow.) Sacc. Fungi Ven. Ser. II. p. 320.
277. *Leptosphæria eustomoides* Sacc. Fungi Ven. Ser. II. p. 319.
278. *Leptosphæria amphibola* Sacc. Fungi Ven. Ser. II. p. 322.
279. *Leptosphæria Michotii* (West.) Sacc., *L. bisepitata* Awd., *L. trimera* Sacc. Fungi Ven. Ser. II. 319.
280. *Leptosphæria hydrophila* Sacc. Fungi Ven. Ser. II. p. 320.
281. *Leptosphæria scotophila* Sacc. Fungi Ven. Ser. II. p. 317.
282. *Leptosphæria rupicola* Sacc. Fungi Ven. Ser. II. p. 317.
283. *Leptosphæria Aconiti* Sacc. Fungi Ven. Ser. II. p. 315.
284. *Leptosphæria obesa* (Dur. & Mtgn.) Sacc. *Michelia* I. p. 38.
285. *Leptosphæria spectabilis* Niessl. *L. Penicillus* Sacc. Fungi Ven. Ser. II. p. 316.
286. *Leptosphæria Castagnei* (Dur. & Mtgn.) Sacc. Fungi Ven. Ser. II. p. 317.
287. *Leptosphæria fuscella* (B. & Br.) Ces. & DNtrs, Sacc. *Michelia* I. 39.
288. *Leptosphæria corticola* (Fckl.) Sacc. *Hab.* in ramulis corticatis *Lonicerae Caprifolii*, æst. 1877, a *Conegliano* (SPEGAZZINI).  
*Obs.* Asci cylindrici breve crassiuscule stipitati 90–100  $\approx$  8, octospori, paraphysibus nullis (?). Sporidia monosticha ellipsoidea, v. suboblunga, 16–18  $\approx$  8, 3-septata, ad septum medium leviter constricta, hyalina,
289. *Leptosphæria Fiedleri* (Niessl) Sacc. *Michelia* I. pag. 39.
290. *Leptosphæria platycarpa* Sacc. nov. spec. Peritheciis gregariis sublenticularibus, basi applanatis, breve papillatis,  $\frac{1}{5}$  mill. latis, nigris, cortice nidulantibus, 80  $\approx$  10–11, dein suberumpentibus; ascis cylin-

draceo-clavatis, brevissime stipitatis, paraphysibus filiformibus obvallatis, octosporis; sporidiis distichis, oblongis, curvulis,  $20 \approx 6-6 \frac{1}{2}$ , utrinque acutiusculis, 3-septatis, ad septa leniter constrictis, minute pluriguttulatis, olivaceis.

*Hab.* in ramulis Corni sanguineæ putrescentibus, a Conegliano, Apr. 1876 (C. SPEGAZZINI).

291. **Leptosphæria modesta** (Dmz.) Awd. (in tabula sub nom. *L. Passerinii* Sacc.), *L. setosa* Niessl Beitr. 28 t. III. f. 20 (ex ipso).

*Obs.* *L. Passerinii* mea certe eadem est ac *L. setosa* Niessl., quæ sec. ipsum auctorem est *L. modesta* (Dmz.). Tunc *Lept. modesta* mea (Michelia I. 37) sporidiis exappendiculatis gaudens aliena est. Ad hanc, ad interim, duco *L. Cibostii* Ces. & DNtrs, quæ ex ipsa icone DNtrs sporidia mutica fovens cum *L. modesta* vera conjungi nequit, etsi aliter judicet cl. Niessl.

292. **Leptosphæria rubicunda** Rehm, Sacc. F. Veneti, Ser. II. p. 315.
293. **Melanomma longicolle** Sacc. F. Ven. Ser. III. p. 5.
294. **Melanomma fuscidulum** Sacc. F. Ven. Ser. III. p. 5.
295. **Melanomma hispidulum** Sacc. F. Ven. Ser. III. p. 6.
296. **Melanomma Campi Sili** Sacc. F. Ven. Ser. III. p. 4.
397. **Melanomma Pulviscula** (Curr.) Sacc. Fungi Ven. Ser. III. p. 6.
298. **Melanomma fallax** Sacc. Michelia I. p. 41.
299. **Melanomma ? dubium** Sacc. F. Ven. Ser. III. p. 5.
300. **Melanomma ? macrosporum** Sacc. F. Ven. Ser. III. p. 5.



Species generis *Melanommatis*, utpote quæ sporidiis varie formatis et coloratis donatæ, in sequentia genera aptius disponi possunt.

1. **Melanomma** Nke emend. Sporidia ovata v. oblonga pluriseptata, colorata.

- M. Pulvis pyrius* (Pers.) Fekl Symb. mycol. 159.  
*M. Aspegrenii* (Fr.) Fekl Symb. mycol. 159.  
*M. conjugatum* DNtrs, sub Sphæria. Sfer. ital. n. 64.  
*M. obducens* DNtrs, sub Sphæria. Sfer. ital. n. 66, nec Fr.  
*M. Verrucaria* DNtrs, sub Sphæria. Sfer. ital. n. 67, an Mtgn.?  
*M. Epochni* B. & Br., sub Sphæria. Cfr. Cooke Hndb. p. 865.  
*M. Jenysii* B. & Br. sub Sphæria. Cfr. Cke Hndb. p. 870.  
*M. pæcilostomum* B. & Br. sub Sphæria. Cfr. Cke Hndb. p. 870.  
*M. subsparsum* Fekl. Symb. mycol. p. 160.  
*M. Heufleri* Awd. sub Sphæria. Cfr. Hedwig. 1868 p. 183.  
*M. fusciculatum* Sacc. F. ital. tab. 294.  
*M. longicolle* Sacc. F. ital. tab. 293.  
*M. vile* (Fr.) Fekl. Symb. mycol. p. 160  
*M. fissum* Fekl. Symb. mycol. App. II. p. 30.  
*M. sparsum* Fekl. Symb. mycol. App. II. p. 30.  
*M. Catillus* Sacc. Mycol. Ven. Specimen p. 114 t. XI. f. 39-42.  
*M. Orni* DNtrs. sub Sphæria, Microm. ital. Dec. VIII.  
*M. juniperinum* Karst. sub Sphæria, Myc. Fenn. II. 89.  
*M. lonicerinum* Karst. sub Sphæria, Mycol. Fenn. II. 89.  
*M. sanguinarium* Karst. sub Sphæria, Mycol. Fenn. II. 90.  
*M. Holmskjoeldii* Karst. sub Sphæria, Mycol. Fenn. II. 91.  
*M. cinereum* Fekl. Symb. mycol. 114, sub Sphæria.  
*M. disjectum* Karst. sub Sphæria, Mycol. Fenn. II. 92.  
*M. pilosellum* Karst. Pyren. novi Fenn. IX. p. 246 Sacc. F. Ven. Ser. III p. 6., Myc. Fenn. II p. 96.  
*M. hispidulum* Sacc. Fungi ital. tab. 295.  
*M. circumclusum* DNtrs sub Sphæria, Sfer. ital. n. 63.

- M. Lenarsii* West. sub Sphæria, Cfr. Hedwig. V. 173.  
*M. Rhododendri* (Niessl.) Rehm Ascom. 284. Cucurbitaria Rhododendri Niessl. Beitr. p. 50 t. IV f. 32.  
*M. Rhodomelan* Fr. sub Sphæria, S. M. II 445. Cfr. Hedwig. 1869 p. 88.  
*M. brachytele* B. & Br. sub Sphæria. Cfr. Cke. Hndb. p. 871.  
*M. solutum* Cke & Ell. sub Sphæria. Cfr. Grevill. 1876 pag. 54.

\*Species vulgo majores, peritheciis remotioribus, basi ligno v. cortice insculptis, ostiolo denique latius hiante (*Trematosphæria* Fckl. p. p. *Lizonia* et *Caryospora* DNtrs p. p.).

- M. pertusum* Pers. sub Sphæria. Cfr. Cke Hndb.  
*M. pertusellum* Sacc. Fungi Ven. Ser. III p. 7 sub Trematosphæria.  
*M. seminudum* Fckl. sub Trematosph. Symb. Mycol. p. 162; nec DNtrs (quæ Teichospora) nec Niesslii Herb. (quæ Amphisphæria).  
*M. porphyrostomum* Kze sub Sphæria, Fckl. sub Trematosphæria Symb. Mycol. App. I. 306.  
*M. decipiens* DNtrs sub Lizonia Recl. Pir. in Comm. crittog. ital. II p. 482.  
*M. callisporum* DNtrs Schema p. 221, sub Sphæria.  
*M. megalosporum* DNtrs Schema p. 221, sub Sphæria.  
*M. buellioides* Rehm in Augsb. Pilzfl. p. 78, sub Trematosphæria.  
*M. Lichenopsis* Mass. sub Sphæria. Caryosp. Lichenopsis Sacc. F. ital. tab. 203.  
*M. Olearum* Cast. sub Sphæria. — Caryosp. Olearum Sacc. F. ital. tab. 204.  
*M. melinum* B. & Br. sub Sphæria, in Rath. Fungi Europæi n. 1835.

2. **Zignoella** Sacc. \*) Sporidia ovata v. oblonga pluriseptata. v. pluriguttulata, hyalina. Cetera *Melanommatis*.

- Z. rhytidodes* B. & Br. sub *Sphæria*. Cfr. Cke Hndb. pag. 862.  
*Z. conica* Fckl. sub *Melanomm.*, Symb. Mycol. p. 160.  
*Z. Campi Sili* Sacc. Cf. F. ital. tab. 296.  
*Z. aterrima* Fckl. sub *Melanomm.* Symb. Mycol. App. I. 304.  
*Z. ordinata* Fr. sub *Sphæria*. Cfr. Cke Hndb. p. 863.  
*Z. emergens* Karst. sub *Sphæria*, Mycol. Fenn. II. 93.  
*Z. cariosa* Cke & Ellis sub *Sphæria*, Grevillea 1878 pag. 94.  
*Z. atriella* Cke & Ellis sub *Sphæria*, Grevillea 1878 pag. 94.  
*Z. Pulviscula* Curr. sub *Sphæria*, Cfr. Sacc. F. Ven. ser. III. p. 6 & F. ital. tab. 297.  
*Z. ovoidea* Fr. sub *Sphæria*. Cfr. Fckl. Symb. 159.  
*Z. collabens* Curr. sub *Sphæria*. Cfr. Cke Hndb. p. 864.  
*Z. improvisa* Karst. sub *Sphæria*, Mycol. Fenn. II. 93.  
*Z. pygmæa* Karst. sub *Sphæria*, Mycol. Fenn. II. 93.  
*Z. pusilla* Cke Hndb. p. 889 sub *Sphæria*—*Sphæria seriata* Curr. Linn. Transact. XXII. t. 59 f. 121.  
*Z. diaphana* Cke & Ellis sub *Sphæria*, Grevillea 1876 pag. 53.  
*Z. papillata* Fckl. sub *Melanomm.*, Symb. Mycol. p. 160.  
*Z. melanostigma* Cke & Ellis sub *Sphæria*, Grevillea 1877 p. 13.  
*Z. dubia* Sacc. F. ital. tab. 299, sub *Melanommate*.  
*Z. macrospora* Sacc. F. ital. tab. 300, sub *Melanommate*.

\*Species vulgo majores, peritheciis remotioribus, matrice sæpe profundius insculptis, ostiolis distinctius pertusis (*Trematosphæria* Fckl. p. p.).

- Z. corticola* Fckl. sub *Tremat.* Symb. mycol. p. 162.  
*Z. subferruginea* Fckl. sub *Tremat.* Symb. mycol. p. 162.

\*) Novum genus clarissimo Amico Lib. Bar. A. de Zigno, geologo scientissimo et de mycologia veneta bene quoque merito dicatum.

*Z. cryptarum* Fekl. sub Tremat. Symb. mycol. p. 163.  
*Z. Morthieri* Fekl. sub Tremat. Symb. mycol. App.  
 I. 306.

*Z. rhodobapha* B. & Br. sub Sphæria, Grevillea I. 175.

*Z. lichenoides* Rehm sub Tremat. Ascom. n. 285.

*Obs.* Asci cylindranei breviter stipitati,  $90 \approx 10$ ,  
 apice rotundati, paraphysibus filiformibus copiosissimis  
 obvallati, octospori; sporidia monosticha v. p. p. di-  
 sticha, ovoidea, v. suboblunga,  $18 \approx 6\frac{1}{2} \times 8$ , 5-septata,  
 non constricta, hyalina.

*Z. excellens* Rehm sub Tremat. Ascom. n. 286.

*Obs.* Asci obclavato-fusoidei,  $45 \approx 10$ , paraphysibus  
 filiformibus parce obvallati, octospori; sporidia subdi-  
 sticha, breve fusoidea,  $10 \approx 4$ , plasmate bi- (quadri-?)  
 partito, hyalina.

*Z. corticivora* Rehm. sub Tremat. Ascom. n. 382. &  
 Augsb. Pilzfl. p. 77.

*Obs.* In speciminibus quæ adsunt perithecia fere  
 omnia lophiostomoidea, immo a *Loph. nuculino* Rehm.  
 Augsb. Pilzfl. p. 80 non diversa.

3. **Melanopsamma** Niessl Notiz. über Pyren. p. 40 (nomen) Spo-  
 ridia didyma, hyalina v. subhyalina. Cetera *Melanommatis*.

*M. pomiformis* Pers. sub Sphæria, Cfr. Sacc. Michelia  
 I. p. 33 sub Eriosphæria.

*M. borealis* Karst. sub Sphæria, Mycol. Fenn. II. 94.

*M. Pustula* Curr. sub Sphæria Linn. Transact. XXII. t.  
 59 f. 31. S. perexigua Bk., Cke Hndb. p. 863.

*M. Rhodomphalos* Bk., Curr. Linn. Transact. XXII t. 57  
 f. 28, sub Sphæria—S. rhodopis Fr. Summa  
 389 (nomen).

*M. latericollis* Fr. sub Sphæria, Trematosph. late-  
 ricollis Fekl. Symb. mycol. App. II p. 31.

301. **Pleospora Collaltina** Sacc. & Sp. *P. Anthyllidis*  
 \**Meliloti* Sacc. Michelia I. p. 49. (ubi ex errore ma-  
 tricem ut *Melilotum* habui, quæ contra *Capparis* est.).

302. **Pleospora Spegazziniana** Sacc. Sp. nova Perithe-



ciis gregariis cortice nidulantibus, dein semierumpentibus, globulosis,  $\frac{1}{4}$  mill. diam. breve papillatis nigris, contextu coriaceo, minute perenchymatico, atro; ascis cylindraceo-clavatis, breve stipitatis, apice rotundatis,  $150 \times 30$ , paraphysibus nullis visis; sporidiis inordinate distichis, ovato-oblongis,  $38-40 \times 20-22$  utrinque obtusiusculis, sursum crassioribus, 7-septatis, longitudinaliter, 2-3-seriato-septatis, ad septa, præcipue medium, constrictis, olivaceis.

*Hab.* in ramulis emortuis *Catalpæ syringifoliæ a Conegliano*, Majo 1876 (C. SPEGAZZINI).

*Obs.* Præcipue peritheciis coriaceis a *Pl. herbarum* (Pers.) Rbh. facile distinguenda.

303. *Pleospora phæospora* (Duby) Ces. & DNtrs. \*P. *Venziana* Sacc. Fungi Ven. Ser. II. p. 308.
304. *Pleospora pyrenophoroides* Sacc. Fungi Ven. Ser. II. p. 309.
305. *Eriosphæria cœnotria* Sacc. & Sp. (ex errore sub *Gibbera*) Speg. Ampelomyc. ital. n. 36. Peritheciis sparsis, globulosis, superficialibus,  $\frac{1}{4}-\frac{1}{5}$  mill. diam., obtusiuscule papillatis, pilis rigidulis, septulatis, fuliginis, undique sed laxè vestitis; ascis cylindraceis, apice rotundatis, deorsum crassiuscule breveque stipitatis, paraphysibus filiformibus obvallatis, octosporis; sporidiis monostichis v. subdistichis, oblongo-ellipsoideis, 1-septatis, leniter constrictis, pallide roseo-fusculis.
- Hab.* in cortice emortuo *Vitis viniferæ a Conegliano*, ut videtur, rarius, Aut. 1877 (C. SPEGAZZINI).
- Obs.* Nonnullis notis cum gen. *Gibbera* convenit, sed multo propius cum gen. *Eriosphæria*.
306. *Trichosphæria nobilis* Sacc. & Sp. *Michelia* II. pag. 247.
307. *Ohleria rugulosa* Fckl., Sacc. F. Ven. Ser. V. pag. 177.
308. *Teichospora obducens* (Fr.) Fckl., Sacc. Mycol. Ven. Spec. p. 210.

*Obs.* Ascii cylindracei, apice rotundati, basi breve

crassiuscule stipitati, 120–150  $\approx$  16, paraphysibus filiformibus obvallati, octospori; sporidia monosticha, ovoidea, 30  $\approx$  12–15, 5-septato-muriformia, ad septa leniter constricta, olivascentia.

309. **Teichospora Vitalbæ** (DNtrs) Sacc. F. Ven. Ser. V. pag. 177.

310. **Teichospora anceps** Sacc. Michelia II. 274.

311. **Teichospora trabicola** Fckl., Sacc. Mycol. Ven. Spec. p. 210.

*Obs.* Asci cylindranei 110  $\approx$  10; sporidia, 3-septato-muriformia, 15–16  $\approx$  8, olivacea, oblique monosticha.

312. **Teichospora sarmenticia** Sacc. & Sp. sp. nova. Peritheciis erumpenti-superficialibus, laxe gregariis, globoso-depressis,  $\frac{1}{2}$  mill. diam., breve obtuse papillatis nigris; ascis cylindraneo-clavatis, apice rotundatis, crassiuscule stipitatis, paraphysatis (?), octosporis; sporidiis oblique monostichis, ovato-oblongis, utrinque obtusis, 16–18  $\approx$  8–9, 5-septato-muriformibus, fuliginis.

*Hab.* inter fibras corticales sarmentorum putrescentium Clematidis Vitalbæ, Aut. 1876 (SPEGAZZINI).

*Obs.* Affinis *T. ignavi* (DNtrs) a qua præcipue peritheciis majoribus, colore fusco sporidiorum, paraphysibus nullis (?) differt.

313. **Teichospora Mesascium** (DNtrs) Sacc. F. Ven. Ser. III. p. 7.

314. **Teichospora Sylvana** Sacc. & Sp. in Thüm. Pilze d. Weinst. p. 26 (ex errore sub *Amphisphæria*) Peritheciis superficialibus hinc inde gregariis, globulosis,  $\frac{1}{5}$ – $\frac{1}{4}$  mill. diam. obtuse papillatis; ascis cylindraneo-clavatis apice rotundatis, brevissime stipitatis, paraphysatis, octosporis; sporidiis oblique monostichis v. subdistichis, ellipsoideo-oblongis, 28–35  $\approx$  16–20 constricto-didymis, 8–11-septato-muriformibus, initio cribrose guttulatis, fuliginis,

*Hab.* in trunco emortuo *Vitis viniferæ* a *Selva*. Aut. 1877. – *Obs.* Sporidia initio bilocularia,

flavicantia, medio constricta, qua nota a *T. Mesascio* præcipue dignoscitur.

315. **Teichospora oxystoma** Sacc. & Sp. nov. spec., Speg. Ampelom. ital. n. 29. Peritheciis laxè gregariis, superficialibus, globulosis,  $\frac{1}{3}$ - $\frac{1}{2}$  mill. diam., in ostiolum longiusculum cylindræco-conicum abeuntibus; ascis cylindricis, 180-200  $\approx$  15-16, brevissime stipitatis, paraphysibus filiformibus obvallatis, octosporis; sporidiis monostichis, fusoideis, quandoque subinæquilateralibus, utrinque acutiusculis, 8-10-septato-muriformibus, fuliginæis.

*Hab.* in ligno decorticato indurato ramorum *Vitis viniferae*, a *Conegliano*, Oct. 1877.

316. **Teichospora ignavis** (DNtrs) Karst., Sacc. *Michelia* I. 47.

317. **Teichospora patellarioides** Sacc. *Michelia* I. 47.

318. **Teichospora pezizoides** Sacc. & Sp. in *Mycoth. Ven.* n. 1270. Peritheciis sparsis v. subgregariis, superficialibus, primo globosis dein collabescendo patellaribus, diam. 250-300 micr. diam., minutissime rugulosis, atris, ostiolo exiguo papillato; contextu peritheci molliusculo, parenchymatico, atro-fuliginæo; ascis cylindræcis deorsum breve attenuato-stipitatis basi que nodulosis, apice rotundatis, tunica incrassata, 110-115  $\approx$  10, paraphysibus filiformibus asco paulo longioribus obvallatis, 8-sporis; sporidiis oblique monostichis oblongo-ellipsoideis, 18-24  $\approx$  6-7, utrinque obtusiusculis, 3-septatis, parce que muriformibus, ad septa constrictis, olivaceo-fuliginæis, loculis extimis plerumque pallidioribus.

*Hab.* in cortice duriore *Robinia Pseudacaciae*, socia *Hendersonia fusarioide* Sacc., Jan. 1878, copiose.

319. **Thyridium Rousselianum** Sacc. & Sp. *Michelia* I. pag. 49.

320. **Thyridium pulchellum** Sacc. & Sp. *Michelia* II. 249.

FUNGI VENETI novi v. critici auctore P. A.  
SACCARDO. Seriei VIII.<sup>væ</sup> Appendicula.

1. *Sphærella corylaria* (Wallr.) Fckl. Sacc. Mycoth. Ven. n. 1265. *Sphæria corylaria* Wallr. Comp. Crypt. Germ. pag. 770.

*Hab.* in foliis languidis Coryli Avellanæ a Padova, Ianuario 1878 (G. BIZZOZERO).

*Obs.* Perithecia nitidula, solidiuscula. Nucleus albidus, corpusculis subovatis, hyalino-farctis (ascis immaturis?) foetus. Dubia in hoc genere species.

2. *Læstadia Veneta* Sacc. & Sp. Mycoth. Ven. n. 1266. Peritheciis sparsis, foliorum parenchymate immersis, denique epidermidem operculatim dirumpentibus, e globoso lenticularibus, nitidulis, 120–150 micr. diam., atris, ostiolo minutissimo papillulato, contextu dense parenchymatico, fuligineo; ascis late cylindræis v. cylindræo-clavatis breve attenuato-stipitatis, 48–55  $\approx$  12–13, apice tunica incrassata perforataque rotundatis, aparaphysatis, octosporis; sporidiis distichis v. inordinate tristichis, oblongo-fusoideis, 14–16  $\approx$  4–5, anguste limoniiformibus, utrinque obtusiusculis, raro leniter inæquilateralibus, non v. utrinque minute 1-guttulatis, hyalinis.

*Hab.* in foliis Platani occidentalis dejectis a Padova, Febr. 1878 (C. SPEGAZZINI).

3. *Microthyrium Juniperi* (Dmz.) Sacc. Mycoth. Ven. n. 1269. *Dothidea Juniperi* Dmz. VIII. Not. p. 13.

*Hab.* in foliis adhuc vivis Juniperi communis, Jan. 1878, magna manu (C. SPEGAZZINI).

*Obs.* Perithecia gregaria v. subsparsa in foliorum pagina superiore superficialia et mox decidua, dimidiato-lenticularia, micr. 200 diam., tenuissime membranacea, radiatim parenchymatico-contexta, fusco-olivacea, poro minuto pertusa. Asci cylindræi sursum



rotundati, basi abrupte breve incurvo-stipitati,  $65 \approx 20$ , aparaphysati, octospori. Sporidia disticha, v. tristicha, didyma, utrinque rotundata, ad septum leniter constricta,  $20-25 \approx 7-7\frac{1}{2}$ , loculo inferiore paulo angustiore, hyalina v. dilutissime chlorina. His notis species hæc ad genus *Microthyrium* rite meritoque pertinere videtur.

4. **Rosellinia amphisphærioides** Sacc. & Sp. in *Mycoth. Ven.* n. 1274. Peritheciis sparsis, basi cortice insculptis, rarius semi-immersis, globosis,  $\frac{1}{4}-\frac{1}{3}$  mill. diam., atris, carbonaceis, ostiolo conico papillato; ascis cylindræis,  $90-120 \approx 10-12$ , apice rotundatis, deorsum brevissime attenuato-stipitatis, paraphysibus filiformibus guttulatis obvallatis, octosporis; sporidiis recte v. oblique monostichis, ellipsoideis v. oblongo-ellipsoideis,  $20-22 \approx 10$ , utrinque obtusiusculis, quandoque inæquilateralibus, non v. 1-2-guttulatis, olivaceo-fuligineis, subopacis.

*Hab.* in cortice duriore *Populorum a Vittorio*, Oct. 1877.

5. **Gymnospodium Bambusæ** Thüm. & Bolle *Contrib. Funghi Litor.* p. 6. fig. 12.

*Hab.* in foliis emortuis *Bambusæ arundinacæ a Susegana*, Jan. 1877 (C. SPEGAZZINI).

6. **Stigmella Visianica** \*) Sacc. *Mycoth. Ven.* n. 1289. Acervulis hypophyllis, hinc inde gregariis erumpenti-superficialibus, applanatis, atro-olivaceis, subvelutinis; conidiis e strato prolifero celluloso fuligineo oriundis, oblongo-ovoideis, utrinque obtusiusculis,  $20-32 \approx 8-10$ , 3-(raro 4)-septatis, parceque muriformibus, ad septa vix, ad medium distincte constrictis, sæpe guttulatis, olivaceo-fuligineis, basidiis brevissimis hyalinis crassiusculis suffultis.

*Hab.* in foliis dejectis *Platani orientalis a Padova*, Febr. 1873 et 1878, frequens in Horto botanico.

\*) Ad honorem Magistri olim mei Rob. de Visiani, in studiorum patavina Universitate diu Botanices professoris et ornamenti, de Botanica phanerogamica et palæontologica meritissimi atque celeberrimi, die 4 Maji hujus anni 1878, eheu nobis et scientiæ erepti.

*Obs. Stigmella Platani* Fekl. Beitr. in bot. Zeit. et in Mycoth. Univ. n. 889, quæ verisimillime eadem est ac *Puccinia Platani* Biv. Stirp. rar. Sic. p. 16 t. 3 fig. 5 (1815) \*), ab hac recedit conidiis minoribus, nempe 15–20  $\approx$  6–8, intensius coloratis, parcius et spurie septatis, non constrictis, episporio crassiore, basidiisque conicis, majoribus, fuscidulis.

7. **Hendersonia paludosa** Sacc. & Sp. Mycoth. Ven. n. 1293. Peritheciis gregariis in parenchymate foliorum immersis amphigenis, circa ostiolum epidermidi hærentibus, globosis, 100–120 micr. diam., papillulatis, vix denique erumpentibus, contextu membranaceo indistincte parenchymatico, fusco; stylosporibus fusoidis, utrinque acutiusculis, rectis curvulisve, 50–60  $\approx$  9–10, 8–10-septatis, ad septa non v. vix constrictis, grosse 9–11-guttatis, hyalinis.

*Hab.* in foliis Caricis ripariæ putrescentibus a Bresséo (Euganei), Febr. 1878.

*Obs.* Ab affinibus *H. arundinacea*, *H. subseriata* et *H. Typhoidearum* magnitudine et septatione stylosporarum differt.

8. **Diplodia Ulicis** Sacc. & Sp. Mycoth. Ven. n. 1294. Peritheciis gregariis subcutaneis, dein erumpentibus,

\*) Mihi conferenti Bivonæ-Bernhardi Stirp. rar. minusque cognitarum Sicil. manipulum III. (1815) et manipulum IV. (1816) sequentia mycologici argumenti notabilia obvenerunt.

**Uredo Convolvuli** Biv. (1815) est *Uredo Convolvuli* Str.

**Sphæria ulmicola** Biv. (1815) est *Stilbospora Uredo* DC (1815) seu *Septoria Ulmi* Fr. (1819).

**Sphæria Echinus** Biv. (1815) est *Dothidea* (Septoria) *Fraxini* Fr. (1822) seu *Exosporium Fraxini* (Fr.) Niessl. Krypt. Mähr. II. 24. (1865) quæ species aptius ad gen. *Cercosporam* ducenda videtur.

**Puccinia Ulmi** Biv. (1815) videtur *Sporidesmii* species.

**Puccinia Platani** Biv. (1815) est verisimillime *Stigmella Platani* Fekl., ut supra monui.

**Puccinia Teucree** Biv. (1815) in Teucro fruticante! est *Puccinia Beltraniana* Thüm. Mycoth. Univ. n. 734 (1877).

**Puccinia Smyrni** Biv. (1816) est *Puccinia Smyrni* Cda (1840) seu *Puccinia Torquati* Pass. (1871).

**Æcidium Bunii** f. *Smyrni Olusatri* DC., Biv. (1816) est *Æcidium Smyrni* Bagnis (1874).

**Erysiphe vagans** Biv. (1815) est *Erysiphe guttata* Schlecht. (1824).

**Erysiphe clandestina** Biv. (1815) est *Uncinula Bivonæ* Lév. (1851).

Hæ omnes stirpes iconibus pro tempore optimis descriptionibusque accuratis illustratæ traduntur.

globosis,  $\frac{1}{5}$  mill. diam., brevissime papillatis; stylosporibus ovoideis v. ellipsoideis utrinque obtusiusculis, plerumque continuis, 20–25  $\times$  10–11, olivaceo-fuliginosis, sæpius 1–2-guttulatis, basidiis filiformibus, 5  $\times$  1, hyalinis fultis.

*Hab.* in ramulis Ulicis europæi putrescentibus a Susegana, Januario 1878.

9. **Phoma Elæagni** Sacc. Mycoth. Ven. n. 1297. Peritheciis amphigenis, innato-erumpentibus, globosis, 130 micr. diam., papillulatis, nigris; spermatis ellipso-cylindratis, 8–11  $\times$  3, minute 2–3-guttulatis, hyalinis; basidiis filiformibus, 20–25  $\times$  1, curvulis suffultis.

*Hab.* in foliis dejectis Elæagni reflexi in Horto botanico Patavino, Jan. 1878.

#### CORRIGENDA

*Valsa ceratophora* Sacc. Michelia I p. 20 linea 24 lege  
*Valsa heteracantha* Sacc.

*Massaria fœdans* Fr. f. *faginea* Michelia I. p. 40. Hæc est  
*M. loricata* Tul. Carp. sed a typo *M. fœdantis* Fr.  
vix ac ne vix differt.

*Sporormia gigaspora* Speng. Michelia II. 231. Quum antiquior diversaque species homonyma, adsit apud Fuckel (Symb. mycol. App. 1. p. 325) cl. Doct. R. Pirotta in egregia sua Sporormiarum monographia nomen in *Sporormiam Spegazzini* Pir. mutavit.

*Ceratostoma Jani-collinum* Sacc. & Sp. Michelia II. 246. In ramis Rubi nec Lappæ (ut indicavi) lectum fuit.

*Calonectria pyrrochlora* (Awd.) Sacc. Michelia II 251. Corrige: *Calonectria Massariæ* (Pass.) Sacc. F. ital. tab. 193.

*Pyrenopeziza hystericina* Sacc. Michelia II, 254 et Mycoth. Ven. n. 1195 seu *Belonidium hystericinum* Speng. in Thuem Mycoth. Univ. n. 920, præeunte cl. Rehm in litt., eadem species est ac *Micropeziza Graminis* (Dmz.) Rehm Asc. 115, Thuem. Mycoth. Univ. n. 216, seu

*Peziza Graminis* Dmz. VIII. Notic. p. 5. (1841) seu *Belonidium Hystrix* DNtrs Mycoth. Univ. n. 521 Fa-  
 teor in mea definitione cl. Karstenio in Mycol. Feni-  
 ca omnino inhæsisse, in quo eximio opere descri-  
 ptio *Mollisiæ Graminis* cum *Peziza Graminis* Dmz.  
 minime convenit, nam asci et sporidia dimidio minora  
 describuntur. Descriptio mea l. c. specimina prove-  
 ctiora spectat; cupulæ marginem prosenchymaticum  
 dixi, h. e. libere prosenchymaticum seu dense breve  
 setulosum. Sporidia 4-guttulata vidi nec septata, ob  
 quem characterem, nec non ob contextum excipuli du-  
 riusculum et fuligineum, propius species hæc ad genus  
*Pyrenopezizam* (incl. *Micropeziza*) seu *Mollisiam* Karst.  
 p. p. accedit, quam ad *Belonidium* Dur. & Mtgn.

*Diplodia pinea* (Dmz.) Kx., Michelia II. 256. Adde: *Hab.*  
 in acubus Pini montanæ in Horto Patavino,  
 Dec. 1876







## MICHELIA

## COMMENTARIUM MYCOLOGIÆ ITALICÆ

CURANTE P. A. SACCARDO

## INDEX

SACCARDO P. A. — Fungi nonnulli extra-italici novi ex herbariis	
C. C. Gillet, P. Morthier et G. Winter . . . . .	pag. 357
— Fungi Veneti novi v. critici. Series IX. . . . .	» 361
— Series IX. Appendix . . . . .	» 435
— Fungi Veneti novi v. critici. Series III. (editio secunda) »	446

Fol. 6 — Pretium it. lib. (*frances*) 6



# FUNGI NONNULLI EXTRA-ITALICI NOVI

EX HERBARIIS

C. C. GILLET, P. MORTHIER, ET G. WINTER.

AUCTORE

**P. A. SACCARDO**

1. **Pseudopeziza Morthieri** Sacc. Maculis foliorum are-scendo ochraceo-fulvis, amplis; cupulis hypophyllis hinc inde gregariis, plano-scutellaribus, adnato-sessilibus, minutissimis, vix  $\frac{1}{10}$  mill. diam., glabris, madore disco apertis, flavo-fulvis, pellucidis; contextu excipuli parenchymatico, margine subprosenchymatico; ascis cylindra-ceo-clavulatis,  $45 \approx 7$ , subsessilibus, paraphysibus fili-formibus apice *aduncis*, obvallatis, octosporis; sporidiis distichis, cylindraceo-clavatis,  $7-10 \approx 2-2\frac{1}{2}$ , quandoque curvulis, hyalinis.

*Hab.* in pagina inferiore foliorum Rubi glandu-losi in alpibus Helveticis, unde misit Junio 1878 cla-riss. prof. Doct. P. MORTHIER.

*Obs.* A *Peziza misella* Dmz., *P. dumorum* Dmz., *P. Œdema* Dmz. nec non a *Pseudopeziza exigua* Niessl (omnibus folia Ruborum habitantibus) probe diversa.

2. **Pleospora Gilletiana** Sacc. Peritheciis gregariis, epi-dermide tumidula velatis, e globoso depressis,  $\frac{1}{2}$  mill. diam., nigris, vix papillatis, basi hyphis filiformibus co-piosis, fuligineis cinctis, ceterum glabris; contextu laxo parenchymatico, fuligineo; ascis cylindraceis  $130 \approx 13-15$ , subsessilibus, apice rotundatis ibique lumine trun-cato integro, paraphysibus (ubi adsunt) brevissimis ob-vallatis, octosporis; sporidiis oblique monostichis ob-longo-ovoideis, medio plerumque leniter constrictis, utrinque obtusiusculis,  $25-28 \approx 12-13$ , initio hyalinis



1-septatis, dein 7-septatis denseque muriformibus, cribose guttulatis, flavis, tandem melleis.

*Hab.* in ramulis Genistæ prope Alençon in Gallia 1878 (C. C. GILLET).

*Obs.* A *Pleospora Cytisi* Fekl., cui affinis, differt ascis multo angustioribus, sporidiis brevioribus, peritheciis basi vestitis &c.

**Lophiotrema Winteri** Sacc. Peritheciis sparsis gregariisve, cortice nidulantibus lignoque adnatis, globulosis,  $\frac{1}{2}$  mill. d., ostiolo emergente compresso sed angusto et acutiusculo; ascis clavatis, v. clavato-cylindraceis, 100–110  $\approx$  15–17, apice rotundatis, breve stipitatis, paraphysibus copiosis filiformibus obvallatis, octosporis; sporidiis monostichis vel p. p. distichis, fusoides, curvulis, 28–34  $\approx$  7  $\frac{1}{2}$ –8  $\frac{1}{2}$ , obtusiusculis, 5-septatis, ad septa leniter constrictis, typice hyalinis 6-guttulatis, utrinque appendiculâ longiusculâ crassâ hyalinâ, mox deciduâ auctis.

*Hab.* in ramulis emortuis Helianthemii prope Zurich in Helvetia, aut. 1878 (Prof. G. WINTER).

*Obs.* Peraffine *L. præmorso* (Lasch.) Fekl., Sacc. F. it. tab. 253, a quo peritheciis minoribus, ostioli acutiusculis, sporidiis crassius appendiculatis recedit et *L. sexnucleato* Cke a quo sporidiis appendiculatis, ostiolo angustiore &c. differt.

3. **Phoma aculeorum** Sacc. Peritheciis gregariis, punctiformibus,  $\frac{1}{10}$ – $\frac{1}{8}$  mill. d., conoideis, nigris, initio epidermide velatis; spermatiis cylindraceo-oblongis, sæpe curvulis, 3–4  $\approx$  1, obsolete 2-guttulatis, hyalinis, basidiis fusoides crassiusculis suffultis.

*Hab.* in aculeis languidis Rosarum prope Alençon in Gallia, 1878 (C. C. GILLET).

4. **Phoma enteroleuca** Sacc. Peritheciis hinc inde acervulatis, peridermio tectis, dein erumpentibus, globulosis,  $\frac{1}{4}$  mill. diam. vix papillatis, diu nucleo albo faretis; spermatiis ovoideo-oblongis, 4  $\approx$  1  $\frac{1}{2}$ , eguttulatis, hyalinis (basidiis nullis visis).

*Hab.* in ramulis Pyri prope Alençon in Gallia, 1878 (C. C. GILLET).

5. **Phoma populea** Sacc. Botryosphærioides; peritheciis

hinc inde aggregatis, innato-erumpentibus, globulosis, minutis, nigris, vix papillatis; spermatis obovoideis,  $10 \approx 7$ , apice rotundatis, nubiosis, hyalinis (basidiis nullis visis).

*Hab.* in ramis corticatis Populi fastigiatae prope Alençon in Gallia, 1878 (C. C. GILLET).

6. **Phoma xanthina** Sacc. Peritheciis gregariis, epidermide tumidula velatis, globoso-depressis,  $\frac{1}{5}$ - $\frac{1}{3}$  mill. diam., ostiolo exiguo erumpente, contextu laxo parenchymatico fuligineo; spermatis cylindratis v. cylindratis-oblongis, utrinque obtusis, curvulis,  $15 \approx 4-6$ , 2-3-guttulatis, singulis subhyalinis, coacervatis luteolis, basidiis obsoletis.

*Hab.* in caule putrescente Delphinii prope Alençon in Gallia, 1878 (C. C. GILLET).

7. **Phoma Spartii** Sacc. Peritheciis gregariis, cortice velatis, dein, ipso secesso, superficialibus, basi ligno insculptis, oblongis, quandoque subhysteriiformibus,  $\frac{1}{3}$  mill. lgs.,  $\frac{1}{5}$  crs., nigris, ostiolo saepe rimose dehiscente; spermatis fusoides,  $10-11 \approx 2-2\frac{1}{2}$ , 2-guttulatis, hyalinis, basidiis filiformibus, curvis,  $20-22 \approx 1\frac{1}{2}-2$ , suffultis.

*Hab.* in trunco Spartii prope Alençon, in Gallia 1878 (C. C. GILLET).

*Obs.* Verisimiliter status spermogonicus *Diaporthes* eujusdam.

8. **Vermicularia herbarum** West., Kx Fl. Flandr. I. 405 (ut videtur).

*Hab.* in caule putrescente Solani tuberosi prope Alençon in Gallia, 1878 (C. C. GILLET).

*Obs.* Perithecia laxiuscule gregaria, superficialia, globoso-depressa,  $\frac{1}{2}$  mill. diam., nigra, setulis crebris vestita; spermata cylindrata, subrecta, utrinque obtuse rotundata,  $20-22 \approx 3-4$ , granulosa, hyalina. A *Verm. Dematio* Fr., cui habitu affinis, differt spermatis rectis, obtusisque, nec falcatis. Longius distat a *Vermic. atramentaria* B. & Br. (? = *V. maculanti* [Link] Dmz.) ob perithecia majora & laxa sparsa.

9. **Septoria Gilletiana** Sacc. Maculis nullis; peritheciis

(spuriis) hypophyllis, hinc inde gregariis 100–110 micr. diam. epidermide tumidula tectis; spermatis e strato prolifero crassiusculo fasciculatim oriundis, filiformibus curvulis v. tortuosis, 30–45  $\approx$  1 $\frac{3}{4}$ –2, utrinque obtusiusculis, 3–septatis, hyalinis.

*Hab.* in foliis nondum emortuis *Castaneæ vescae* prope *Alençon* in Gallia, 1878 (C. C. GILLET).

*Obs.* A *Sept. castanicola* Dmz., Sacc. *Michelia* II. 175. spermatis dimidio et ultra angustioribus &c. recedit.

10. **Phyllosticta Platanoidis** Sacc. Maculis subnullis, peritheciis minutissimis, hypophyllis, hinc inde maculiformiter aggregatis, vix 70–80 micr. diam., poro pertusis; spermatis oblongis, perexilibus, 3  $\approx$  1 $\frac{1}{2}$ , hyalinis.

*Hab.* in foliis *Aceris Platanoidis* prope *Alençon* in Gallia, 1878 (C. C. GILLET).

11. **Glæosporium phæosorum** Sacc. Acervulis ramuliculis, gregariis epidermide velatis, globosis v. oblongis,  $\frac{1}{4}$  mill. diam., nigricantibus, tandem irregulariter erumpentibus; conidiis fusoides majusculis, 25–28  $\approx$  8, raro oblongis, chlorino–hyalinis granulosis, basidiis filiformibus, brevibus, quandoque fuscatis fultis.

*Hab.* in sarmentis corticatis *Ruborum* prope *Alençon* in Gallia, 1878 (C. C. GILLET).

*Obs.* Aequo fere jure ad gen. *Myxosporium* duci potest.

12. **Stemphylium ramulosum** Sacc. Effusum, velutinum, atrum, hyphis ascendentibus, filiformibus, elatis,  $\frac{1}{2}$  mill. altis, 10–13 micr. crassis, deorsum leniter incrassatis, apice simpliciter v. repetitive breve-ramulosis, ubique crebre articulatis, intense fuligineis, articulis 2–guttatis; conidiis ex apice hypharum oriundis, oblongis v. obpyriformibus, 35–50  $\approx$  18, 5–7septato-muriformibus, cribose guttulatis, fuligineis,

*Hab.* in caule putrescente *Apii Petroselini* prope *Alençon* in Gallia (C. C. GILLET).

*Obs.* Genus *Mystrosporium* a *Stemphylio* antiquiore essentialiter non differt. Species hæc a *Mystr. Spraguei* B. & Curt. et *Mystr. macropode* Cda hyphis apice ramosis statim dignoscitur.

# FUNGI VENETI

NOVI VEL CRITICI

VEL MYCOLOGIÆ VENETÆ ADDENDI

AUCTORE

**P. A. SACCARDO**

## SERIES IX.

### **Hymenomyceteæ** Fr.

1. **Agaricus** (Pleuropus) **perpusillus** Fr. Hymen. Eur. p. 181.

*Hab.* ad rhizomata emortua *Andropogonis* et ramenta proxima a *Conegliano*, æstate 1878 (SPEGAZZINI).

*Obs.* Pileis minutis (vix 2-3 mill. diam), albis, conchatis, sæpius centro affixis, glabris, lamellis parcissimis crassiusculis facile dignoscenda species.

2. **Agaricus** (*Clitocybe*) **amplus** Pers. Sgn. p. 359, Fr. Hymen. Europ. p. 359, Kx. Flandr. II. 143.

*Hab.* in muscosis, uliginosis a *Selva*, Oct. 1878.

*Obs.* Pileus plano-concavus, 13-15 cent. diam., margine sinuosus lamellæque e corneo albida. Sporæ ellipsoideæ,  $5 \approx 3 \frac{1}{2}$ , 1-guttulatæ, hyalinæ. Odor funginus levis.

3. **Panus Flabellulum** S. & S. Pileo dimidiato, flabellato, 1 cent. d. membranaceo-tenacello, subsquamuloso, margine acutiusculo, in basim breve stipitifirmi-attenuato, vivo albo dein cerino; lamellis crebris angustis integris dimidiatisque, distinctis, in basim decurrentibus, acie integra; trama hymenina anastomotico-filamentosa, basidiis subclavatis  $20 \approx 5$ ; sporis in basidiis diu inclusis, sphæroideis,  $2\frac{1}{3}$ - $3\frac{1}{4}$  diam. levibus, hyalinis.



*Hab.* in culmis putrescentibus *Arundinis Donacis a Conegliano*, Sept. 1876.

*Obs.* Habitu *Panum stipticum* obiter visus refert, characteribus longe distat.

4. **Boletus flavus** With., Fr. Hymen. Eur. p. 497 — Kx. Flandr. II. 239.

*Hab.* in uliginosis, *a Selva*, Oct. 1878.

*Obs.* Est forma pileo flavo expallente. Stipes supra anulum membranaceum eximie poroso-reticulatus. Sporæ ovoideo-oblongæ, basi acutatae,  $12 \approx 4$ , granulosae, dilute ochraceae.

5. **Polyporus cinnamomeus** (Jacq.) Sacc. *Boletus cinnamomeus* Jacq. Collect. I. pag. 116 tab. II.

*Hab.* inter muscos in sylvâ *Montello et a Conegliano*, aut. 1878.

*Obs.* Totus vivide cinnamomeus, hymenium vero dilutius. Stipes velutino-tomentellus; pileus zonatus, margine saepius eximie fimbriatus. Hymenium versus marginem sterile; pori majusculi angulosi (pentagoni vel hexagoni). Affinis *Polyphoro perenni*, a quo poris duplo triplove majoribus statim dignoscitur. A *P. arculario* pileo zonato &c. differt. An vero *P. cinnamomeus* noster secundo anno microporus fiat et in *P. perennem* abeat possibile videtur, sed hoc factum observatio nondum confirmavit.

6. **Fistulnia hepatica** (Huds.) Fr., Sacc. Mycol. Ven. Spec. p. 57. Status omnino gasterosporus *Ceratomyces* sistens. Cfr. De Seyn. Mon. Fist. t. V, Arcang. in Giorn. bot. ital. 1878 p. 369.

*Obs.* Ex radicum quercinarum rimis in sylvâ *Montello* quandoque gignuntur conceptacula tubulis prorsus carentia e globoso ovoidea, extus rufescentia, papillato-asperula, intus purpurescentia, radiatim locellata; locelli elongati saturatiores, hyphis sporisque faretis, sporæ ad apicem hypharum ramulosarum racemose aggregatae, ovoideae v. suboblongae,  $6-10 \approx 5$ , rarissime sub-1-septatae, granulosae, hyalinae. Male hæ sporæ conidia dicuntur, nam conidia libera sunt, hyphomycetibusque propria. Gasterosporæ aptius dici possent. Si cl. Ar-

cangeli eximiam Seynesii monographiam gen. Fistuliniae vidisset, forte Notulam suam aut saltem tabulam ut supervacaneam, omisisset. *Ceratomyces terrestris* Schulz, Sacc. F. Ven. Ser. V. 167 et M. V. n. 835 certe *Polypori sericelli* Sacc., quocum nascitur, status gastrosporus habendus est.

7. **Hydnum cyathiforme** Schaff. t. 139. Fr. Hymen. europ. p. 606. *H. tomentosum* Fr. S. M., Sacc. Mycol. Ven. 58 (teste Fr. non L.). \* **obscurum**: pileo stipiteque cinereo-fusco, margine pilei aculeisque albicantibus, ceterum ut in typo.

*Hab.* in muscosis udis sylvæ *Montello*, Oct. 1878.

*Obs.* Aculei extus albi, intus vero ferruginei. Sporæ globulosæ asperulæ,  $2\frac{1}{2}$ - $3\frac{1}{2}$  micr. d., perfectæ hyalinæ.

8. **Hydnum geogenium** Fr. Hymen. europ. p. 610. *H. sulphureum* Kalchb., in litt. ad Fr.

*Hab.* ad terram inter radices *Abietis* putrescentes in sylvæ *Cansiglio*, Aug. 1878 (SPEGAZZINI).

*Obs.* Mycelium longe lateque effusum, flocculosum, sulphureum. Sporæ globulosæ, 4 micr. d., muriculatæ, hyalino-flavidæ.

9. **Typhula erythropus** (Bolt.) Fr. Hymen. europ. p. 683. Karst. Mycol. Fenn. III p. 338, Kx Flandr. II. 121,

*Hab.* in caule putri a *Conegliano*, aut. 1877 (SPEGAZZINI).

10. **Exobasidium Vaccinii** Wor., Fekl. Symb. 26.. Sacc. M. V. Cent. XIV.

*Hab.* in foliis vivis *Vaccinii* *Vitis* ideæ in sylvæ *Cansiglio*, Aug. 1878 (SPEGAZZINI).

### **Hypodermeæ de Bary.**

11. **Triphragmium Isopyri** Moug. Vog. n. 892, Dmz. Exs. n. 1087 (sec. Hoffm. Ind. p. 143).

*Hab.* in pagina inferiore foliorum viventium *Isopyri thalictroidis* in collibus *Euganeis*, Martio 1878 (BIZZOZERO).

*Obs.* Folia affecta deformantur v. corrugantur, in-

fraque bullosa fiunt, quasi ab aliqua ustilagine invasa essent. Acervuli satis extensi, irregulares, tumiduli, ob epidermidem velantem subcinerei, denique erumpentes, atri. Teleutospore obtuse trigonæ, tricellulares, sursum 2-loculares, attenuatæ, diam. 35-40 micr., parce verruculosæ, 3-nucleatæ, opace fuliginæ, stipite cylindraceo, 15  $\approx$  6-7, hyalino suffultæ.

12. **Puccinia Noli-tangere** Cda Icon. fung. IV. fig. 57. Sacc. M. V. Cent. XIV.

*Hab.* in foliis Impatientis Nolitangere languidis in sylva *Cansiglio*, Aug. 1878 (C. SPEGAZZINI).

*Obs.* Acervuli sæpius teleutospori. Teleutospore ellipsoideæ v. suboblongæ, medio leniter constrictæ, vertice hyalino-apiculatæ, tunica non incrassata, brevissime stipitatæ, granulosa, ochraceæ, quandoque germinantes et tunc filamenta varie ramulosa sporidiophora, tota hyalina proferentes. Stylospore globulosæ, 20 micr. diam., longiuscule stipitatæ, vix asperulæ, dilutissime ochraceæ.

13. **Puccinia Calthæ** Lk. Sp. II. 79. Ck. II. Ind. p. 504. Sacc. Mycoth. Ven. Cent. XIV.

*Hab.* in pagina inferiore foliorum Calthæ palustris in sylva *Cansiglio*, Aug. 1878, statu uredosporo et teleutospore.

*Obs.* Uredosporæ globoso-ellipsoideæ, 30  $\approx$  25, dilute ochraceæ, minute muricatæ. Teleutospore oblongæ, 40-50  $\approx$  22-30, tunica apice incrassata, obtusiusculæ, granulosa, cinnamomeæ, stipite sporam subæquante.

14. **Uromyces Liliacearum** Ung. Einf. d. Bod. p. 216, Voss. Pilz. Krains p. 17.

*Hab.* in foliis junioribus radicalibus Lili bulbi-feri a *Conegliano*, Majo 1877 (SPEGAZZINI).

*Obs.* Teleutospore obovoideæ, 30  $\approx$  25, leves, tunica æqualiter incrassata, cinnamomeæ, vertice apiculo hyalino ornata, stipite brevissimo hyalino suffultæ. Acervuli minuti epidermide jugiter velati.

15. **Æcidium Chærophylli** Kirchn. in Thüm. Krems Pilz. p. 6.

*Hab.* in petiolis v. in pagina inferiore foliorum vi-

- vorum Chærophylli hirsuti prope *Melara* in agro Mantuano; Majo 1877 (Com. A. MAGNAGUTI-RONDININI).
16. *Ceratitium cornutum* (Pers.) Rabh., Sacc. Mycol. Ven. p. 88.  
 f. *Sorbi aucupariæ* M. V. n. 485. — *Bosco Cansiglio*.  
 f. *Aroniæ rotundifoliæ* — In collibus Veronensibus.
17. *Ceratitium laceratum* (Sow) Rabh., Sacc. Mycol. Ven. p. 87.  
 f. *Sorbi torminalis* M. V. n. 63 — *Bosco Montello*.  
 f. *Sorbi Ariæ* M. V. cent. XIV — *Bosco Cansiglio*.  
 f. *Cratægi Oxyacanthæ* — In foliis et ramulis *Cratægi Oxyacanthæ a Conegliano*.

### **Phycomycetæ de Bary.**

18. *Peronospora Erythrææ* Kühn. *P. Chloræ* dBy.  
 f. *Erythrææ* in Rabh. F. E. n. 1664.  
*Hab.* in foliis *Erythrææ Centaurii a Conegliano*, Julio 1877 (SPEGAZZINI).
19. *Peronospora pygmæa* (Ung.) dBy. *Peron.* in Hedw. III. 132.  
*Hab.* in foliis *Anemones nemorosæ* in Horto Patavino et *a Conegliano*, vere 1878.  
*Obs.* I. Macroconidia subglobosa, granulosa,  $20 \approx 18$ . Microconidia ovoidea  $5-6 \approx 3$ . Oosporæ in mesophyllo nidulantes, globosæ, 40-45 micr. diam., leves, episporio luteo-fusco, endosporio 4-5 micr. cr. subhyalino, intus nubilosæ.  
*Obs.* II. In *Peronospora Chloræ* dBy oosporæ globosæ leves v. leniter rugosæ, 32-42 micr. diam., flavo-fuscæ, endosporio crassiusculo, hyalino. Hunc statum legit SPEGAZZINI *a Conegliano* Aut. 1877.
20. *Peronospora sordida* Bk., Cooke Hndb. p. 597 —  $\alpha$  *Scrophulariæ nodosæ* —  $\beta$  *Verbasci Blattariæ*.  
*Hab.* utraque forma in foliis plantarum citatarum *a Conegliano*, æstate 1877 (SPEGAZZINI).
21. *Peronospora densa* Rabh., de Bary *Peron.* in Hedw.



III. 133., *Michelia* I. 12 (conid.) — Status **oogoniophorus** (ut videtur).

*Hab.* in caulibus, ramis, foliisque floralibus *Rhinanthi minoris a Conegliano*, Apr. 1877 (SPEGAZZINI).

*Obs.* In matricis partibus fungo affectis parvi hinc inde tumores gignuntur, epidermide denique infuscatâ tecti  $\frac{1}{4}$  mill. lati et satis prominuli. Sporæ intra tumores copiosissimæ, globosæ v. initio e mutua pressione obtuse angulosæ, 35–37 micr. diam., levissimæ, guttatae v. granulosae, episporio 2–2  $\frac{1}{2}$  micr. cr. flavo-ochraceo, endosporio tenuiore hyalino. Totus habitus *Protomyces*, eo magis quod status conidicus in exemplaribus observatis desideretur.

### **Ascomyceteæ** de Bary.

PYRENOAMYCETÆ Fr.

Erysiphaceæ Lév.

22. **Erysiphe Montagnei** Lév., Fckl. Sgmb. mycol. pag. 85.

*Hab.* in pagina inferiore foliorum *Lappæ minoris a Conegliano*, Oct. 1878 (SPEGAZZINI).

*Obs.* Asci ovoidei, 70  $\approx$  35, 2–3-spori; sporidia ovoidea 30  $\approx$  28. Appendiculæ peritheci inæquales, fuscescentes.

#### *Desciscentes*

23. **Lasiobotrys Lonicerae** Kze in Mycol. Heft. II. 88.

*Hab.* in utraque pagina foliorum languidorum *Lonicerae nigrae* in silva *Cansiglio*, Aug. 1878 (SPEGAZZINI).

*Obs.* Fungillus structura valde peculiaris et (mirum!) a nullo, quem sciam, auctore exacte descriptus vel delineatus. In foliis gignuntur hinc inde gregatim cupulae stromaticae aterrimae, mycelio solo penetrante, superficiales, 150–180 micr. diam. celluloso-con-

textæ, duriusculæ, margine setulis copiosis, septatis olivaceo-fuligineis, 60-150  $\approx$  4, patulis ciliatæ. In his cupulis nidulantur perithecia numerosa, botryoso-aggregata, perfecte sphaerica, astoma, 50 micr. d., contextu distinctissime parenchymatico, membranaceo, fuligineo; asci, qui insunt, fasciculati, cylindraceo-clavati, deorsum attenuati, 40-50  $\approx$  10, octospori, aparaphysati; sporidiis breve fusoides, 8-10  $\approx$  4-5, hyalinis. Cupulæ stromaticæ, peritheciis facile secessis, perithecium unicum collapsio-cupulatum mentiuntur, vel peritheciis farctæ simile nondum collapsum æmulantur. Icones et descriptiones auctorum, e. g. Grevillei, Wallrothii, Friesii, Cordæ etc. talem fabricam fictitiam ostendunt, perithecia vera haud demonstrant vel pro ascis habent.

24. **Myriococcum præcox** Fr. Syst. Mycol. II. 304. Corda Icon. fung. V. p. 56., t. III. fig. 39.

*Hab.* in fragmentis ligneis et corticibus putrescentibus in calidariis Horti Patavini, Januar. 1873.

*Obs.* Perithecia in subiculo mucedineo albo effuso dense gregaria, sphaeroidea, diam. 50-70 micr., nitida, astoma, rufa; contextu distincte parenchymatico purpurascens, cellulis polyædricis 6-8 micr. diam. Corpuscula inclusa globulosa 6-10 micr. diam. hyalina, potius plasmatis guttulæ videntur. Etsi asci nondum innotuerint eurotiaceum genus videtur.

## Sphaeriaceæ Fr. p. p. Ces. et DNtrs.

### *Sect. 1. Allantosporæ* Sacc.

25. **Valsa (Euvalsa) punica** S. & S. Acervulis sparsis, cortice nidulantibus, e peritheciis paucis, laxè coherentibus monostichis efformatis; peritheciis globulosis  $\frac{1}{4}$  mill. diam., nigris, nitidis, ostioli cylindraceis perithecium subæquantibus, modice convergentibus erumpentibusque; perithecii contextu sinuose parenchymatico fuligineo; ascis cylindraceis sessilibus, 45-50  $\approx$  8, utrinque obtusiusculis, aparaphysatis, octosporis; sporidiis distichis botuliformibus, 12-14  $\approx$  3, utrinque obtusis 1-guttulatisque perfecte hyalinis.

*Hab.* In ramulis corticatis *Punicæ Granati a Conegliano*, aut. 1877, socia *Cytispora punica* nov. sp., ejus spermogonio, sic definienda: peritheciis subcutaneis, globulosis, laxe congregatis, ostioliis vix convergentibus cylindræis, perithecio sublongioribus; contextu regulariter parenchymatico, fuligineo; spermatis botuliformibus,  $5 \times 1$ , hyalinis, basidiis bacillaribus duplo triplove longioribus suffultis.

26. **Valsa** (*Eutypella*) **Sorbi** (Schmidt) Fr. Summa p. 411.

*Hab.* in ramis corticatis *Sorbi domesticæ prope Conegliano*, æstate, 1878 (SPEGAZZINI).

*Obs.* Acervuli mediocres, disco ostiolorum subrotundo nigro peridermium perforante. Asci clavati longe stipitati apice tunica incrassata truncati, 140–150  $\approx$   $7\frac{1}{2}$ –10, octospori. Sporidia botuliformia, 6–8  $\approx$   $2$ – $2\frac{1}{2}$ , 2-guttulata, dilute olivascentia.

27. **Calosphæria tædiosa** Sacc. Peritheciis in acervulos depresso conoideos, epidermide tumidula velatos hinc inde congregatis, globulosis,  $\frac{1}{3}$  mill. diam., nigris furfure corticali fulvo sæpe adspersis, tandem basi concavo-collabescentibus; ostioliis cylindræis perithecium subæquantibus, in disculum minutum nigrum epidermidem perforantem oblique convergentibus; ascis clavatis, apice tunica crassa integra obtusis, truncatisque, basi breve sed acute attenuatis, 80–90  $\approx$  14–16, paraphysibus crasse filiformibus, septatis asco duplo longioribus obvallatis; sporidiis octonis, di-tri-stichis, ægre maturescentibus, botuliformibus, curvis, utrinque rotundatis, 16–20  $\approx$  2–3, granulosis, hyalinis, corpusculis spermatioideis botuliformibus copiosissimis, perexilibus, 3–4  $\approx$   $\frac{1}{2}$ – $\frac{3}{4}$ , hyalinis undique obrutis.

*Hab.* in *Alni incanæ et glutinosæ ramis emortuis a Selva et Vittorio*, autumno, 1873–74, rarius.

*Obs.* Ob sporidia octona majuscula spermatis obruta a speciebus a cl. Nitschke, Fuckel et Karsten descriptis optime distinguenda. Forte *Cal. consobrina* Karst. Fenn. II. 158 huic magis affinis est, sed secundum descriptionem l. c. ascis duplo brevioribus, et tantum spermatiophoris recedit.

Sect. 2. *Hyalosporæ* Sacc.

28. **Cryptosporella aurea** (Fekl.) Sacc. *Cryptospora aurea* Fekl. Symb. 193. *Valsa rutila* Tul. *Valsa amygdalina* Cooke.

*Hab.* in ramulis Carpini Betuli a Conegliano, Apr. 1878 (SPEGAZZINI).

*Obs.* Stroma atque discus amœne crocata. Asci cylindraceo-clavati  $150 \approx 14$ , p. s. 130 lga., octospori, aparaphysati; sporidia oblique monosticha, oblongo-amygdaliformia  $22-25 \approx 9-10$ , nubilosu, hyalina.

29. **Cryptosporella hypodermia** (Fr.) Sacc. Mich. I. 30. *Cryptospora hypodermia* (Fr.) Fekl. Symb. Mycol. p. 192. *Sphaeria hypodermia* Fr.

*Hab.* in ramis corticatis Ulmi campestris a Conegliano, Nov. 1876.

*Obs.* Asci cylindraceo-clavati, sessiles,  $100-110 \approx 15-18$ , aparaphysati, octospori; sporidia cylindraceo-fusoida v. cylindraceo-clavata, disticha v. oblique monosticha,  $35-55 \approx 6 \frac{1}{2}-8 \frac{1}{2}$ , nubilosa v. 1-guttulata, hyalina.

30. **Læstadia Veneta** S. & S. Michelia III. pag. 351 \*L. *cylindrasca*.

*Hab.* in foliis languidis Platani orientalis a Conegliano, Sept. 1877 (SPEGAZZINI).

*Obs.* Perithecia diam. 150 micr., ostiolo 30 diam.; contextu laxe parenchymatico fuligineo. Asci cylindracei,  $75-80 \approx 5-6$ , aparaphysati, octospori. Sporidia monosticha, oblongo-limoniiformia,  $12-15 \approx 3-4$ , 2-guttulata hyalina. A typo præcipue ascis cylindraceis angustis diversa. In forma typica sporidia tandem prope basim (ex interruptione plasmatis) spurie septata fiunt, quo caractere ad *Apiosporam* nutant.

31. **Physalospora minutula** S. & S. Peritheciis hinc inde gregariis, epidermide velatis, punctiformibus, globoso-lenticularibus, 150-160 micr. diam., ostiolo 20 micr. diam. pertuso, vix papillato; perithecii contextu



parenchymatico, atro, coriaceo-membranaceo; ascis cylindraco-clavatis, 60  $\approx$  10-12, breve noduloso-stipitatis, apice tunica integra obtusatis, aparaphysatis, octosporis; sporidiis distichis, ovoideo-navicularibus, 12-16  $\approx$  4-6, 1-2-guttatis, hyalinis.

*Hab.* in caulibus emortuis Euphorbiæ Cyparissiae a Conegliano, Majo 1877, socia *Phoma cyclospora* sp. nov. (forte stat. spermogon. Physalosporæ) sic definienda: Peritheciis lenticularibus, subcutaneis, distincte et firme parenchymaticis, pertusis; spermatis globulosis v. quandoque obtuse angulosis 1-3-pluriguttatis, 5  $\frac{1}{2}$ -6  $\frac{1}{2}$  micr. diam., hyalinis, basidiis cylindracois, 5  $\approx$  1  $\frac{1}{2}$ ; facillime deciduis fultis.

**CERATOSTOMELLA** Sacc. nov. gen. Perithecia et asci Ceratostomatis. Sporidia continua, *hyalina*.

32. **Ceratostomella vestita** Sacc. Peritheciis sparsis, subsuperficialibus, globulosis,  $\frac{1}{3}$ - $\frac{1}{2}$  mill. diam., pilis tortuosis, septulatis, 200-250  $\approx$  3, laxe vestitis, in ostiolum cylindraco denudatum, perithecium subæquans desinentibus; contextu distincte parenchymatico fuligineo; ascis cylindracois, 50-55  $\approx$  4, apice obtusis, breve stipitatis aparaphysatis, octosporis; sporidiis monostichis ellipsoideis, 6  $\approx$  3  $\frac{1}{2}$ -4, sæpe inæquilateralibus, distincte 2-guttulatis, hyalinis.

*Hab.* in ligno fagineo putri, denigrato, socia *Bispora pusilla* Sacc., a Selva, Sept. 1878.

*Obs.* A *Ceratostomate Notarisii* Sacc. habitu sub simili pluribus notis differt.

33. **Ceratostomella cirrhosa** (Pers.) Sacc. *Sph. cirrhosa* Pers., Curr. Simpl. Sphær. fig. 72, \* **C. lejoearpa**: peritheciis laxe gregariis, ligno infossis, globulosis.  $\frac{1}{3}$  mill. d., nigris, contextu minute parenchymatico, solido, ostiolis cylindracois, exertis, glabris  $\frac{1}{2}$ - $\frac{3}{4}$  mill. longis; ascis cylindracois subsessilibus, 75-85  $\approx$  6, apice lumine 2-crenulato, rotundatis, aparaphysatis, octosporis; sporidiis oblique monostichis, ovoideo-oblongis utrinque rotundatis, 9-11  $\approx$  4  $\frac{1}{2}$  5, nubilosus v. 2-guttulatis, hyalinis (rarissime extra ascos obsolete 1-3-septatis).

*Hab.* in ligno putri fagineo in sylva *Cansiglio*, Aug. 1878.

*Obs.* A typo imprimis ostioliis glabris, ascis angustioribus diversa.

34. **Ceratostoma rostratum** (Tode) Fekl. Symb. mycol. p. 127. *Sphaeria rostrata* Tode Mehl.

*Hab.* in ligno fagineo putri in sylva *Cansiglio*, Aug. 1874 et 1878.

*Obs.* Perithecia subsuperficialia gregaria, globosa  $\frac{3}{4}$  mill. d. conspicue tuberculata, carbonacea, in ostiolum filiforme 4-5 mill., longum, teres producta. Nucleus plasmate granuloso farcto, sed asci nulli.

Sect. 3. Phæosporæ Sacc.

35. **Ustulina vulgaris** Tul., Sacc. Mycol. Ven. pag. 153.

*Obs.* Ad hanc speciem pertinet, tamquam status conidiophorus, *Corticium* (Coniophora) *puteanum* Sacc. Michelia I. 5. Mycotheca Veneta n. 799. et verisimiliter Friesii Elench. I. 194. Talis status exacte describitur et depingitur a cl. Tul. Carp. II. pag. 23 t. III. fig. 1-6.

36. **Rosellinia protuberans** Karst. Mycol. Fenn. II. 49.

*Hab.* in ligno putri decorticato Corni sanguineæ in sylva *Montello*, aut. 1877.

*Obs.* Perithecia gregaria, ligno basi insculpta, amphisphaerioidea, initio furfure griseo obducta. Asci cylindrici,  $110 \approx 5-6$ , p. s.  $60-65 \approx 5-6$ , apice tunica integra rotundati, pseudoparaphysibus guttulatis obvallati; sporidia oblique monosticha, navicularia,  $8-10 \approx 4-5$ , utrinque acutiuscula, 2-guttulata, fuliginea.

37. **Rosellinia Desmazierii** (B. & Br.) Sacc. *Sphaeria Desmazierii* B. & Br., Cke Hndb. pag. 854. Curr. Simpl. Sph. t. 57. fig. 2.

*Hab.* in basi putrescente trunci Philadelphi coronarii, a *Selva*, Sept. 1878.

*Obs.* 1. Magna et nobilis species. Perithecia dense gregaria, usque  $1\frac{1}{2}$  mill. d. subiculo pannoso-setoso

conidiophoro insidentia. Asci cylindrici praelongi, stipitati,  $300 \approx 10$ , stipite 80–100 lgo, apice tunica conspicue incrassata rotundati, paraphysibus filiformibus ascos superantibus, guttulatis obvallati, octospori; sporidia laxe recte monosticha, anguste fusioidea, curvula,  $38-45 \approx 8$ , utrinque obtusiuscule attenuata, regulariter 7–9-guttata, fuliginea. Subiculum sistit *Graphium Desmazierii* nov. spec. sic definiendum: Effusum, setoso-velutinum, fuligineum; stipitibus erectis,  $450 \approx 40$ , ex hyphis pluribus septulatis fuscis conflatum; hyphis superioribus expanso-paniculatis, ramulosis, subhyalinis, ramulis minute flexuoso-denticulatis conidiophoris; conidiis ovoideis,  $3-4 \approx 2-2\frac{1}{2}$ , hyalinis.

*Obs.* II. Huic speciei ob perithecia grandia et sporidia fusioidea accedit *Rosellinia bunodes* (B. & Br.) Sacc. seu *Sphaeria bunodes* B. & Br. Fung. of. Ceyl. n. 1088. pag. 125 t. 8. fig. 38., quæ a *Rosellinia Beccariana* Ces. Not. bot. pag. 12. t. II. fig. A. distingui nequit.

38. **Rosellinia chordicola** Sacc. Peritheciis sparsis, superficialibus globoso-conoideis,  $\frac{1}{2}$  mill. diam., levibus, nigris, papillatis, circa ostiolum setulis 25–30  $\approx$  3, esepatis, aterrimis ornatis; perithecii contextu parenchymatico fuligineo; ascis cylindricis, 80–90  $\approx$  8, apice rotundatis, breve stipitatis, paraphysibus filiformibus obvallatis, octosporis; sporidiis oblique monostichis, ellipsoideis, 8–10  $\approx$  6–7, fuligineis, eguttulatis.

*Hab.* in chorda putrescente dejecta in Horto Patafino, vere 1877.

*Obs.* A *Rosellinia ambigua* Sacc. peritheciis sparsis duplo majoribus, sporidiis angustioribus, non 2-guttatis, matrice aliena etc. differt.

39. **Rosellinia rhombispora** Sacc. Peritheciis subsuperficialibus, sparsis, globulosis,  $\frac{1}{2}$  mill. diam., breve papillatis, levibus, carbonaceis, nigris, contextu prosenchymatico fuligineo; ascis... resorptis; sporidiis rhomboideo-limoniiformibus, utrinque acutiusculis, 25  $\approx$  16–18, minute (ut videtur) asperulis, crasse 1-guttatis, opace fuligineis.

*Hab.* in tuberculis putrescentibus erraticis Cyperi esculenti ad ripas fl. Padi prope *Sermide*, in prov. Mantuæ, Majo 1877 (C. MAGNAGUTI-RONDININI).

*Obs.* Formâ peculiari sporidiorum facile dignoscenda species.

40. **Chætomium calvescens** Sacc. *Michelia* II. 123.

*Hab.* in fragmento ligneo abietino a *Conegliano*, æstate 1878 (SPEGAZZINI). *Obs.* Cum speciminibus berolinensibus perfecte quadrat.

41. **Sordaria minima** S. & S. Peritheciis subsuperficialibus e globoso conoideis, 100–150 micr. d., levibus, glabris, nigris, ostiolo obtuse papillato; perithecii contextu tenui, minute areolato, fuligineo; ascis cylindraceutis breve stipitatis, apice rotundato-truncatis, 50–58  $\approx$  5–6, paraphysibus nullis visis, octosporis; sporidiis oblique monostichis ovoideis v. subellipsoideis, 8  $\approx$  4, fuligineis (eguttulatis visis).

*Hab.* in fimo vaccino in sylva *Cansiglio*, socia *Sporormia fimetaria*, Aug. 1878.

*Obs.* Minutie peritheciolorum sporidiorumque a ceteris speciebus mox dignoscitur.

42. **Sordaria lanuginosa** (Pr.) Sacc. *Mich.* I. 26. \***S. culmigena** S. & S. Peritheciis sparsis superficialibus, globoso-conoideis, vix  $\frac{1}{2}$  mill. d., molliter atro-villosis; ascis cylindraceuto-clavatis, 180–200  $\approx$  25, breve stipitatis, paraphysatis, octosporis; sporidiis monostichis initio lasiosphæriaceis hyalinis, dein ovoideis, 35–40  $\approx$  18, 1-guttatis fuligineis, caudâ longissimâ 80–100  $\approx$  4–5 hyalinâ, quandoque 1-septatâ utrinque auctis.

*Hab.* in culmis *Arundinis Donacis putridis* a *Conegliano*, Julio 1878.

*Obs.* A typo appendiculis sporidiorum plusquam duplo longioribus imprimis differt.

43. **Sordaria fermenti** (Fekl.) Wint. *Sord.* pag. 21. \***S. phyllogena** Sacc. Peritheciis in pagina inferiore foliorum putridorum gregariis, superficialibus,  $\frac{1}{3}$  mill. diam., globoso-conoideis, regularibus, levibus, glabrisque; contextu distincte parenchymatico fuligineo; ascis cylindraceutis, 115–130  $\approx$  18, apice lumine 2-foveolato



rotundatis, breve stipitatis, 8sporis; sporidiis globoso-ellipsoideis, 20-22  $\approx$  17, initio olivaceis strato angusto mucoso obductis, dein atrofulgineis, crasse 1-guttatis.

*Hab.* in pag. inf. foliorum putrium Populi albæ a Vittorio, Oct. 1877.

*Obs.* A typo præcipue differt peritheciis regularibus, levibus etc.

44. **Anthostomella Tomicum** (Lév.) Sacc. Fungi Ven. Ser. IV. 1. *Sphæria Tomicum* Lév. Ann. S. N. 1848. pag. 144. Cooke Hndb. pag. 894.

*Hab.* in foliis putrescentibus Typharum prope Patavium, Martio 1878.

*Obs.* Perithecia innata, epidermide circum circa nigricata tecta, ostiolo perforante obtusiusculo. Asci cylindræci, apice rotundati, subsessiles, 100-115  $\approx$  15-18, octospori. Sporidia monosticha, ovoideo-oblonga, sæpe inæquilateralia, 15-16  $\approx$  8-9, 1-guttata, fuliginea, mutica.

45. **Anthostomella phæosticta** (Berk.) Sacc., *Sphæria phæosticta* Berk. Cke Hndb. pag. 899, Curr. Simpl. Sph. t. 59. fig. 127. *Leptosphæria phæosticta* Awd. in Mycol. Europ. t. 11. fig. 154.

*Hab.* in foliis putridis Arundinis Donacis a Conegliano, Ian. 1878 (SPEGAZZINI).

*Obs.* Perithecia minuscula,  $\frac{1}{5}$  mill. d. globoso-depressa, innata, ostiolo papillato vix erumpente, epidermide circum circa atro-inquinata. Asci cylindræci breve stipitati apice rotundati, 45-60  $\approx$  4, paraphysibus filiformibus obvallati, octospori; sporidia oblonga, curvula, utrinque rotundata, 7-8  $\approx$  3 $\frac{1}{2}$ , sæpe 1-2-guttulata, olivaceo-fusca.

#### Sect. 4. Didymosporæ Sacc.

46. **Amphisphæria ericeti** S. & S. Peritheciis sparsis v. subgregariis, superficialibus, basi ligno insculptis, conoideis,  $\frac{1}{3}$  mill. diam., quandoque subcompressis, nigris, nitidissimis, ostiolo obtuse rotundato vix pervio;

contextu coriaceo-carbonaceo, denso; ascis cylindræis, 85-100  $\approx$  15, apice, lumine angustato, rotundato, breve crassiuscule stipitatis, paraphysibus filiformibus, sæpe ramulosis obvallatis, octosporis; sporidiis oblique monostichis v. distichis, biconicis, medio constrictis, 18-20  $\approx$  7-8, 2- v. indistincte 4-nucleatis, strato mucoso obductis, hyalinis.

*Hab.* in ramis emortuis Callunæ vulgaris a Conegliano, vere 1878 (SPEGAZZINI).

47. **Amphisphæria Passerini** S. & S. *Lophiostoma angustilabrum* Pass. in herb. Thüm. (*Lophiostomei* n. 4), non B. & Br. Peritheciis sparsis, initio peridermio tumidulo velatis, dein eo secedente superficialibus, ligno nigrificato adnatis, globoso-depressis, majusculis  $\frac{1}{2}$ - $\frac{3}{4}$  mill. diam., obtuse papillatis, perforatis, contextu carbonaceo atro; ascis cylindricis deorsum attenuato-stipitatis p. s. 150-180  $\approx$  10-11, stipite 50-60 lgo, apice rotundato, obturaculo jodo intense cœrulescente, paraphysibus copiosis guttulatis obvallatis, octosporis; sporidiis monostichis, oblongo-didymis, 22-23  $\approx$  8-9, leniter constrictis, initio hyalinis, dein roseo-fuscis, denique fuligineis, 2-guttatis v. 2-nucleatis.

*Hab.* in ramis emortuis Ulicis europæi a Parma ubi legit cl. prof. G. PASSERINI et ad cl. THUEMEN misit.

*Obs.* Ab *A. pseudo-umbrina* Sacc., *A. Petrucciana* Cald. aliisque affinibus rite diversa.

48. **Didymosphæria diplospora** (Cooke) Sacc. *D. Rubi* Fckl. Symb. 141. (1869). *Sphæria diplospora* Cke in Seem Journ. (1866) t. 45. fig. 7.

*Hab.* in sarmentis emortuis Rubi fruticosi in sylva Montello, aut. 1877.

*Obs.* Perithecia gregaria innato-erumpentia, globulosa, exquisite papillata, minuta, nigra; asci cylindræi apice rotundati, 100-110  $\approx$  10-11, breviter stipitati, octospori; sporidia oblique monosticha ovato-biconica, utrinque acutiuscula, 1-septata, non constricta, 15-20  $\approx$  8-10, olivaceo-fuliginea.

49. **Didymosphæria pulchella** S. & S. Peritheciis

globulosis, ultra  $\frac{1}{2}$  mill. diam., papillatis, initio subcutaneis; ascis cylindraceis, 100-150  $\approx$  10-13 apice obtusis, lumine truncato minuteque 1-foveolato, paraphysibus filiformibus obvallatis, octosporis; sporidiis monostichis v. partim distichis, oblongis, constricto-1-septatis, 20  $\approx$  8, olivaceo-fuligineis.

*Hab.* in ramulis sub cortice denigratis Aceris Ne-gundinis a Conegliano, vere 1878 (SPEGAZZINI).

*Obs.* Ab affini *Did. subtecta* (Awd.) certe distinguenda.

50. *Didymosphæria* (*Didymella*) *exigua* Niessl. N. Kernp. Ser. I. pag. 165.

*Hab.* in caulibus Verbenæ officinalis & *Stenactidis* annuæ a Conegliano, vere 1877.

*Obs.* Ascii clavati, breve stipitati, apice obtusati, 45-50  $\approx$  7-10, parce paraphysati, octospori. Sporidia disticha, fusioidea, constricto-1-septata, recta curvulave, 13-16  $\approx$   $3\frac{1}{2}$ - $4\frac{1}{2}$ , 4-guttulata, v. 2-nucleata, hyalina.

51. *Didymosphæria* (*Didymella*) *exigua* Niessl. N. Kernp. pag. 165. \**D. nemoralis*.

Peritheciis in maculis foliorum decoloratis, ochraceo-marginatis, epiphyllis, paucis, globoso-lenticularibus innato-erumpentibus, 90-100 micr. diam. pertusis; ascis cylindraceo-clavatis, apice rotundatis, 50  $\approx$  8, paraphysibus filiformibus obvallatis, 8sporibus; sporidiis distichis oblongis v. subfusioideis, 12-15  $\approx$  4, constricto-1-septatis, quandoque curvulis, hyalinis.

*Hab.* in foliis languidis Hyperici Androsæmi a Selva, aut. 1876.

52. *Didymosphæria* (*Didymella*) *lophospora* S. & S.

Peritheciis dense gregariis, epiphyllis, cuticula velatis, prominulis, globulosis, vix papillatis,  $\frac{1}{8}$  mill. diam., contextu parenchymatico solidiusculo, fuligineo; ascis crasse clavatis, 65-75  $\approx$  12, p. s. 50  $\approx$  12, deorsum tenuiter stipitatis, paraphysibus filiformibus copiosis obvallatis, octosporis; sporidiis distichis, cylindracco-fusioideis, 16-17  $\approx$  5-6, rectis curvulisve, medio distincte constrictis, 1-septatis, utrinque obtusatis atque appendiculâ

obtusâ latiusculâ subpenicillatâ auctis, 4-guttulatis, hyalinis.

*Hab.* in pagina superiore frondis emortuæ *Pteridis* aquilinæ prope *Conegliano*, Oct. 1877.

53. *Didymosphæria* (*Didymella*) *culmigena* Sacc. Peritheciis laxè seriatim gregariis, innato-prominulis, globuloso-lentiformibus, 90–110 micr. diam. poro 20 micr. diam. pertusis, basi sæpe hyphulis ramosis fuliginèis cinctis; contextu rufo-fuligineo parenchymatico; ascis cylindræo-clavatis, 55–65  $\approx$  8–10, breviter stipitatis, apice tunica integra rotundatis, paraphysibus crassiusculis (spuriis?) obvallatis, octosporis; sporidiis distichis, fusoideis, curvatis, 15–17  $\approx$  3 $\frac{1}{2}$ –4 $\frac{1}{2}$ , utrinque acutiusculis, initio varieguttulatis, dein plasmate bipartito spurieque 1-septatis, non constrictis, hyalinis.

*Hab.* in culmis vaginisque *Sorghii a Selva*, aut. 1873, nec non *Triticorum a Vittorio*, Oct. 1877, *a Conegliano* Aug. 1878, et a *Sermide, Mantova*, Majo 1877 (COM. A. MAGNAGUTI-RONDININI).

*Obs.* I. Tamquam statum immaturum *Leptosphæria culmicolæ* diu habui, sed iterum iterumque observata, ut distinguendam propono.

*Obs.* II. *Didymosphæriæ* sporidiis prorsus hyalinis utentes ideoque ad *Sphærellas* accedentes sub genere proprio (*Didymella*) seponi posse videntur. Huc igitur: *D. effusa* Niessl, *D. cladophila* Niessl, *D. exigua* Niessl. *D. Cadubriæ* Sacc. etc.

54. *Sphærella* *Zeæ* Sacc. Maculis in foliis adhuc vivis irregularibus arescendo candicantibus, ochraceo-marginatis; peritheciis in media macula gregariis numerosis punctiformibus lenticularibus, pertusis, 120–130 micr. diam.; contextu laxè parenchymatico; ascis cylindræo-clavatis, deorsum acutatis, apice obtusiusculis, 80  $\approx$  14, octosporis, aparaphysatis; sporidiis distichis, oblongo-fusoideis, constricto-1-septatis, curvulis, utrinque obtusiusculis, 20  $\approx$  7–8, loculo superiore paulo crassiore, 4- (raro pluri-) guttulatis hyalinis.

*Hab.* in foliis adhuc vivis *Zeæ giganteæ* (*Caragua*) cultæ, *a Vittorio*, Oct. 1877.



*Obs.* Ascis sporidiisque fere duplo majoribus a *Sphærella Maydis* Pass. recedit. In hac asci  $45-55 \approx 7\frac{1}{2}-8\frac{1}{2}$ ; sporidia  $15-16 \approx 3\frac{1}{2}-4$ , medio minus constricta; peritheciolorum contextus densius parenchymaticus. *Sphærella paulula* Cke Grev. n. 40 pag. 146 nostris adhuc minor est.

55. *Sphærella nemorosa* S. & S. Maculis in foliis sordide ochraceis, fusco-cinctis, obtuse angulosis; peritheciis epiphyllis paucis, punctiformibus, lenticularibus, 100 micr. diam., poro 25-micr. diam. pertusis; contextu parenchymatico dilute fusco-olivaceo; ascis oblongo-clavatis, 40-45  $\approx$  13-14, subsessilibus, apice truncatis, aparaphysatis, octosporis; sporidiis distichis, biconicis, 14  $\approx$  5, 1-septatis, non constrictis, 4-guttulatis v. 2-nucleatis, hyalinis.

*Hab.* in foliis languidis Orobi verni a Conegliano, aut. 1877.

56. *Sphærella umbrosa* Sacc. Maculis in foliis arecendo candicantibus, vagis; peritheciis paucis epiphyllis, punctiformibus, lenticularibus, 100 micr. diam., poro pertusis; contextu laxo parenchymatico, ochraceo, ascis cylindraceo-clavatis 40  $\approx$  10, breve stipitatis, apice rotundatis, octosporis, aparaphysatis; sporidiis distichis oblongo-fusoideis, rectis, 14-15  $\approx$  4, constricto-1-septatis, 2-nucleatis, hyalinis.

*Hab.* in foliis nondum emortuis Galeopsidis versicoloris a Selva, Aug. 1873, sociis spermogoniis *Phyllostictam Galeopsidis* Sacc. (Mich. II. 150) sistentibus.

57. *Sphærella Fagi* Awd. in Mycol. Eur. pag. 6. t. II. fig. 19-20. *Sphærella Atomus* plur. auct. non Dmz.

*Hab.* in foliorum languidorum Fagi sylvaticæ pagina inferiore prope Conegliano, vere 1877 (SPEGAZZINI).

*Obs.* Perithecia vere punctiformia. Ascii cylindracei, 40-45  $\approx$  5, subsessiles, apice rotundati; sporidia disticha v. oblique monosticha oblonga, 7-8  $\approx$  2-2 $\frac{1}{2}$ , constricto-1-septata, utrinque obtusiuscula, hyalina.

58. *Sphærella Ariadna* Sacc. in Michel. I. 34. \**Tormentillæ*.

*Hab.* in foliis languidis *Tormentillæ erectæ* in sylva *Montello*, Aug. 1873.

*Obs.* Maculæ pallidæ, rufo-cinctæ. A typo vix differt sporidiis curvulis, septo minus constrictis.

59. *Sphærella verna* S. & S. Peritheciis dense et late gregariis, hypophyllis, punctiformibus, lenticularibus, 100 micr. diam., poro pertusis; ascis crasse cylindraceis breve stipitatis, 45–50  $\approx$  13, 8sporis; sporidiis oblongo-clavulatis, 22  $\approx$  5, lenissime constrictis, hyalinis.

*Hab.* in pagina inferiore, quæ cinerascit, *Forsythiæ viridissimæ a Conegliano*, Martio 1877 (SPEGAZZINI).

*Obs.* Subaffinis *Sphærellæ crassæ* Awd.

60. *Sphærella elatior* S. & S. Peritheciis sparsis, hypophyllis, globoso-conoideis, subprominulis,  $\frac{1}{5}$  mill. diam.; contextu parenchymatico densiusculo, fuligineo; ascis obclavatis, brevissime stipitatis, 80–90  $\approx$  23, apice tunica integra obtusatis, aparaphysatis, octosporis; sporidiis distichis et parte inferiore subtristichis oblongis subclavulatisque, 25–30  $\approx$  8–9, rectis curvulisve, 1-septatis, vix constrictis, 4-guttulatis, dein 2-nucleatis, hyalinis.

*Hab.* in pagina inferiore foliorum putrescentium *Liriodendri Tulipiferæ a Conegliano*, vere 1877.

*Obs.* Ob sporidia et perithecia majuscula ad *Sphærellam Primulæ* Rehm Ascom. n. 295 accedit, sed ceterum differt.

61. *Sphærella Gibelliana* Pass. in Thüm. Diagn. zu Myc. Univ. Cent. IV.–VI. pag. 5.

*Hab.* in foliis languidis *Citri Limonii a Conegliano*, Majo 1877 (SPEGAZZINI).

*Obs.* Asci subclavati 40  $\approx$  6, breve stipitati, aparaphysati, 8spori. Sporidia oblonga utrinque obtusiuscula, constricto-1-septata, 12  $\approx$  3, granulosa hyalina. Perithecia lentiformia, 100–150 micr. diam. poro 10–15 diam. pertusa.

62. *Sphærella collina* S. & S. Peritheciis in foliis totis

dealbatis gregariis amphigenis, sed plerumque epiphyllis; peritheciis innato-erumpentibus, lentiformibus, 200 micr. diam., pertusis, contextu membranaceo exquisite parenchymatico; ascis cylindraceo-clavatis 45-50  $\approx$  10-11, brevissime noduloso-stipitatis, aparaphysatis, octosporis; sporidiis distichis, oblongis, 13  $\approx$  5, constricto-1-septatis, loculo superiore crassiore, hyalinis.

*Hab.* in foliis emortuis *Lonicerae Xylostei a Colfosco*, Jan. 1878.

*Obs.* A *Sph. Clymenia* Sacc. longe diversa.

63. *Sphærella topographica* S. & S. Peritheciis hypophyllis, hinc inde dense disseminatis, punctiformibus, epidermide initio velatis, globoso-lenticularibus, poro pertusis,  $\frac{1}{10}$  mill. d., contextu subcarbonaceo, atro, ascis cylindraceo-clavatis 70-75  $\approx$  8-10, breve stipitatis; apice tunica incrassata integra rotundatis, aparaphysatis, octosporis; sporidiis 2-3-stichis, elongato-fusoideis, 28-30  $\approx$  3 $\frac{1}{2}$ -4, curvulis, 1-septatis vix constrictis, utrinque acutiusculis, hyalinis.

*Hab.* in foliis languidis Sorbi torminalis, ubi minimas urbium topographias æmulatur, prope *Conegliano*, vere 1878, socia *Septoria hyalospora* (Mont. & C.) Sacc. ejusdem probabili spermogonio.

*Obs.* A *Sphærella cinerascens* Fuck. valde differt.

64. *Sphærella Pteridis* (Dmz.) DNtrs Sfer. ital. fig. 99. Awd. *Sphærell.* in *Mycol. Europ.* p. 19. fig. 82.

*Hab.* in frondibus emortuis *Pteridis aquilinæ a Conegliano*, Martio 1876.

*Obs.* Asci crasse cylindracei 55-60  $\approx$  10-12, crassiuscule tunicati, inferne abrupte brevique stipitato-nodulosi, aparaphysati. Sporidia 25-30  $\approx$  3-4, anguste fusoidea, 1-septata, vix constricta, curvula, minute 4-guttulata, hyalina.

65. *Sphærella sylvatica* S. & S. Maculis in foliis nullis obsoletisve; peritheciis dense et late gregariis, plerumque epiphyllis, lenticularibus, punctiformibus, poro pertusis; ascis cylindraceis breve stipitatis, 50-55  $\approx$  10, apice rotundatis, aparaphysatis, 8sporis; sporidiis distichis oblongo-clavulatis, 12-14  $\approx$  4, rectis, valde con-

strictis, 1-septatis, loculo superiore crassiore, 2-guttulatis, hyalinis.

*Hab.* in foliis emortuis *Scabiosæ sylvaticæ* in collibus *di Conegliano*, aut. 1877.

66. *Sphærella minor* Karst. Mycol. Fenn. II. 171.

*Hab.* in caulibus putrescentibus *Galii sylvatici a Conegliano*, Majo 1877.

*Obs.* Asci obclavato-ovoidei, 20-25  $\approx$  14, brevissime crasse stipitati, apice breve obtuseque attenuati, 8spori, aparaphysati. Sporidia tristicha, oblongo-clavulata, 8-10  $\approx$  3, 1-septata, vix constricta, hyalina.

67. *Sphærella leptasca* Awd. in Mycol. Eur. pag. 15. fig. 64.

*Hab.* in caulibus putrescentibus *Torilis Anthrisci a Conegliano*, Majo 1877 (SPEGAZZINI).

*Obs.* Perithecia sparsa, subcutanea, punctiformia, globoso-lenticularia, 80-90 micr. diam., poro pertusa. Asci cylindranei, 40  $\approx$  50  $\approx$  6, breviter stipitati, aparaphysati, octospori. Sporidia oblique 1-sticha v. 2-sticha, oblongo-fusoidea, constricto-1-septata, 11-12  $\approx$  2 $\frac{1}{2}$ -3, 4-guttulata, hyalina. Adest simul spermogonium *Septoriam leptideam* Sacc. sistens: peritheciis lenticularibus, ascophoris similibus; spermatis bacillari-filiformibus, curvulis, 20-22  $\approx$  1, continuis, vix guttulatis, hyalinis. Hæc *Septoriæ Nebulæ* Sacc. (Mich. II. 193) affinis, sed certe distinguenda.

68. *Microthyrium microscopicum* Dmz., Sacc. M. V. n. 157. *Sphærella Buxi* Sacc. Mycol. Ven. pag. 93. t. IX. fig. 47.

*Hab.* in sarmentis corticatis *Rubi cæsii a Conegliano*, Majo 1877 (SPEGAZZINI), in foliis *Lauri nobilis*, *Buxi sempervirentis* etc.

*Obs.* Perithecia dimidiata, scutiformia, margine fimbriata. Asci oblongo-clavati 25-30  $\approx$  7-9, subsessiles, apice tunica integra obtusati, octospori, aparaphysati. Sporidia di-tristicha ovato-fusoidea, subinæquilateralia, 8-10  $\approx$  3-3 $\frac{1}{2}$ , sæpius 2-guttata, hyalina, tandem infra medium obsolete 1-septata. Rarius asci 4-spori observantur ut in icone. Mycol. Ven. l. c. (sporid. immat.)



69. *Venturia ilicifolia* Cke Hndb. 924, fig. 398.

*Hab.* in foliis dejectis *Ilicis balearicæ* in Horto botanico Patavino, Febr. 1878 (SPEGAZZINI).

*Obs.* Perithecia subsuperficialia globulosa, 90–100 micr. diam., poro pertusa, setulis parvis, 50–60  $\approx$  5, fuliginis conspersa. Asci et sporidia nondum evoluta.

70. *Venturia chlorospora* (Ces.) Karst. Sacc. F. V. ser. VI. 33. Observavi formas sequentes, præter formam quercinam l. c. descriptam satis distinctaquæ.

1. *Salicis vitellinæ*: ascis cylindræco-obclavatis, subsessilibus, 45–50  $\approx$  14–15; sporidiis didymis 15–16  $\approx$  6, chlorinis.

2. *Pruni Cerasi*: ascis angustioribus et longioribus 75  $\approx$  12, sporidiis 12–14  $\approx$  6.

3. *Sorbi aucupariæ*: ascis 50  $\approx$  13; sporidiis 12–15  $\approx$  5  $\frac{1}{2}$ –7.

*Obs.* In caulibus emortuis *Equiseti hyemalis* cl. SPEGAZZINI *Venturiæ* speciem legit sterilem, quam ad interim *Venturiam ripariam* voco: peritheciis superficialibus, globosis, aterrimis  $\frac{1}{10}$ – $\frac{1}{8}$  mill. d., substomis, setulis 40–60  $\approx$  3–4 fuliginis laxè vestitis contextu subcarbonaceo, atro.

71. *Gnomonia tetraspora* Wint. in Hedw. 1872.

*Hab.* in caule putrescente *Euphorbiæ Cyparissiæ a Conegliano*, Majo 1877 (SPEGAZZINI).

*Obs.* Perithecia ostiolo breve rostellato, parum emergente instructa, 250 diam., contextu tenui-membranaceo olivaceo-fusco, apice densiore. Asci cylindræci, 45–50  $\approx$  8, breve stipitati, tetraspori; sporidia oblonga, constricto–1–septata, 14  $\approx$  5–6, 4–guttulata, hyalina.

72. *Gnomonia erythrostoma* (Pers.) Awd. in Mycol. Europ. Pyren. p. 26 fig. 127.

*Hab.* in foliis *Pruni Cerasi* adhuc pendulis imatura, in putrescentibus maturescens, a *Conegliano* vere et autumno 1878 (SPEGAZZINI).

*Obs.* Perithecia immato-erumpentia, brevi-rostellata, contextu rufescente, parenchymatico, ostiolo prosenchymatico. Asci cylindræci, 100–110  $\approx$  12–15, breviter stipitati, apice lumine bifoveolato, obtusati, aparaphy-

sati, octospori; sporidia disticha, oblongo-cylindracea, utrinque rotundata, infra medium spurie 1-septata, non constricta, 4-guttulata, hyalina.

73. (\*) *Diaporthe* (*Tetrastagon*) *dubia* Nke Pyr. Germ. p. 316.

*Hab.* in cortice ramulorum *Aceris Negundinis a Conegliano*, aut. 1877 (SPEGAZZINI).

*Obs.* Perithecia nunc corticolæ, nunc ligno semiinfossa,  $\frac{1}{2}$  mill. diam. ostiolo papillato vix excedente; asci fusoides, basi acutiores, 50-60  $\approx$  8-9; sporidia disticha, fusoides, medio non v. vix constricta, 12-14  $\approx$  4-5, 4-guttulata, hyalina. *Diaporthe Lebiseyi* (Dmz.) Niessl Beitr. p. 54 vere diversa est. An *Phoma Lebiseyi* Sacc. huic vel *D. dubie* pertineat statuere nequeo.

74. *Diaporthe* (*Tetrastagon*) *Veneta* S. & S. Stromate ramulos corticatos hinc inde ambiente et varie marmorante, linea stromatica endoxyla nulla; peritheciis cortice nidulantibus, globulosis,  $\frac{1}{4}$  mill. diam., ostiolo papillato peridermium vix excedente; ascis fusoides, apophysatis, octosporis; sporidiis distichis, oblongis, 13-17  $\approx$  3, constricto-1-septatis, curvulis, 4-guttulatis, hyalinis.

*Hab.* in ramis corticatis *Oleæ europææ a Conegliano*, Martio 1877.

75. *Diaporthe* (*Tetrastagon*) *maculosa* S. & S. Stromate hinc inde caules corticatos breviter ambiente, hisque plagulas minutas versiformes, nigras afficiente; peritheciis corticulis globoso-depressis,  $\frac{1}{3}$ - $\frac{1}{4}$  mill. diam., linea nigra stromatica circumdatis; ostiolis breve rostellatis; ascis crasse fusoides, 40-45  $\approx$  10-12, apice obtusiore, lumineque 2-foveolato, apophysatis, 8sporis; sporidiis 2-3-stichis, oblongo-fusoides, rectis, 10-11  $\approx$  3-4, 4-guttulatis, spurie 1-septatis, non constrictis, hyalinis.

*Hab.* in caulibus emortuis *Rumicis obtusifolii*,

(\*) Hujus generis species jam numerosissimæ et in diem novis inventis continuo crescentes epicrisi nova et comparata maxime egent, qua peracta, earum numerus facile contrahi poterit. Interea formas distinguendas esse quam confundendas tutius existimavi.

a *Conegliano*, vere 1877. *Obs.* Stromate crebre et parvi-maculoso species facile dignoscenda.

76. *Diaporthe* (Tetrastagon) *insignis* Fckl. Symb. App. II. 36.

*Hab.* in cortice sarmentorum *Rubi idæi a Susegana*, Martio 1877 (SPEGAZZINI) — *Obs.* Perithecia gregaria, corticolæ, ostiolo vix excedente, globulosa, epidermide hinc inde denigrata lineisque stromaticis nigris in peridermii superficie (vix per lignum) tortuose excurrentibus circumscripta. Asci fusoides,  $50 \approx 7-8$ ; sporidia fusioidea, utrinque mutica et obtusiuscula non v. vix constricta,  $12-14 \approx 3 \frac{1}{2}-4$ , 4-guttulata, hyalina. — *D. simulans* Sacc. F. V. IV. 11 peritheciis endoxylis præcipue differt.

77. *Diaporthe* (Tetrastagon) *Sophoræ* Sacc. F. Ven. Ser. V. 202 (St. spermog.).

*Status ascophorus:* Stromate ramos corticatos late ambiente coloreque nigro et cinereo inficiente, linea nigra intra lignum excurrente limitato, peritheciis gregariis, globulosis  $\frac{1}{3}$  mill. diam., cortice nidulantibus, ostiolis peridermium parum excedentibus obtusiusculis; ascis fusoides,  $50-60 \approx 8-10$ , aparaphysatis, 8sporis; sporidiis distichis v. oblique monostichis, fusoides,  $12-15 \approx 5-6$ , constricto-1-septatis, 4-guttulatis, hyalinis.

*Hab.* in ramulis *Sophoræ japonicæ a Conegliano*, aut. 1877.

*Obs.* Status spermogonicus hujus speciei adest in Rabh. F. E. sub n. 2017 tamquam *Sphærie controversæ* Dmz. pertinens; sed hæc species, ut monuit cl. Ntschke, collectiva est ejusque forma primaria servanda est *Diap. controversa* (Dmz. p. p.) Nke in Fraxino excel. siore. Cfr. Fckl Symb. App. I. 31.

78. *Diaporthe* (Tetrastagon) *Spina* Fckl. Symb. mycol. 210 t. IV fig. 44.

*Hab.* in ramis corticatis *Salicis capreæ a Selva*, Aug. 1877.

*Obs.* Perithecia cortice vix mutato gregarie nidulantia, ergo species in subg. *Tetrastagon* nec *Euporthe* ut refert Fckl l. c. collocanda. Ostiola peridermium per-

forantia, et spinulose excedentia; asci crasse fusoidi, 35-40  $\approx$  15-16, deorsum acutiores, lumine apice 2-foveolato, aparaphysati, octospori, sporidia tristicha cylindraceo-fusoidea utrinque rotundata, 20  $\approx$  3-4, quadriguttulata, medio denique subconstricta atque 1-septata.

79. **Diaporthe** (Tetrastagon) **occidentalis** S. & S. Stromate ramos corticatos late ambiente et parum infuscante intra lignum linea nigra flexuosa limitato; peritheciis gregariis globulosis cortice nidulantibus, v. ligno basi infossis,  $\frac{1}{2}$  mill. et ultra diam., ostioliis longiusculis, flexuosis, peridermium excedentibus; ascis clavato-fusoideis, 45-55  $\approx$  7-8, aparaphysatis, octosporis; sporidiis distichis, v. oblique monostichis, 12-14  $\approx$  3-4, ovato-oblongis, medio conspicue constrictis, septatisque, utrinque obtusiusculis, 4-guttulatis, hyalinis.

*Hab.* in ramis corticatis *Gleditschiæ Triacanthi a Conegliano*, Febr. 1877.

80. **Diaporthe** (Tetrastagon) **spissa** S. & S. Stromate obsoleto nullove; peritheciis dense gregariis, corticulis, globulosis,  $\frac{1}{3}$  mill. diam., ostioliis breve excedentibus, rostellatis; ascis fusoides, utrinque obtusiusculis, 40-45  $\approx$  7-8, aparaphysatis, octosporis; sporidiis distichis v. oblique monostichis, fusoides curvulis, 10-11  $\approx$  3  $\frac{1}{2}$ , medio constrictis, utrinque obtusiusculis, 4-guttulatis, hyalinis.

*Hab.* in ramulis junioribus *Catalpæ syringifoliæ a Conegliano*, vere 1877.

81. **Diaporthe** (Tetrastagon) **mazzantioides** S. & S. Stromate cauli corticato plagulas minutas nigricantes hinc inde afficiente sed vix penetrante; peritheciis in quaque plagula paucis, subcutaneis, prominentibus, globosis,  $\frac{1}{3}$  mill. diam. papillatis; ascis fusoides-clavatis, basi acutioribus, 50-60  $\approx$  7-8, lumine apice 2-foveolato, aparaphysatis, octosporis; sporidiis distichis, fusoides, utrinque obtusiusculis, 10-12  $\approx$  3-3  $\frac{1}{2}$ , sæpius curvulis, 4-guttulatis, spurie 1-septatis, non v. vix constrictis, hyalinis.

*Hab.* in caule *Galii sylvatici a Conegliano*, vere 1877.



*Obs.* Habitu *Mazzantiam Galii* (Guep.) Mtgn æmulatur, sed pluribus notis diversa.

82. **Diaporthe** (Tetrastagon) **nobilis** S. & S. Stromate ramos corticatos late ambiente et infuscante, linea nigra tortuosa intra lignum limitato; peritheciis gregariis, majusculis corticolis,  $\frac{3}{4}$  mill. diam., ostiolo vix emergente papillato; ascis clavato-fusoideis, utrinque obtusiusculis,  $50 \approx 7$ , aparaphysatis, 8sporis; sporidiis oblique 1-stichis, fusoideis, rectis, constricto-1-septatis,  $13-16 \approx 4$ , 4-guttatis, hyalinis, initio appendiculâ utrinque auctis.

*Hab.* in ramis corticatis Lauri nobilis a *Conegliano*, aut. 1877.

83. **Diaporthe** (Tetrastagon) **sarmenticia** Sacc. Stromate caules late ambiente, at superficie vix manifesto, intra lignum vero zona nigra tortuosa excurrente circumscripto; peritheciis gregariis, globosis,  $\frac{1}{3}$  mill. diam., in cortice nidulantibus v. basi ligno insculptis ostiolis epidermidem nonnihil excedentibus; ascis oblongo-fusoideis,  $45 \approx 7-8$ , utrinque obtusiusculis, aparaphysatis, octosporis; sporidiis inordinate distichis, oblongis,  $10 \approx 4-5$ , constricto-1-septatis, utrinque subacutis, 4-guttulatis, hyalinis, strato mucoso initio obvolutis.

*Hab.* in sarmentis emortuis Humuli Lupuli a *Selva*, Apr. 1874 et Oct. 1877.

84. **Diaporthe** (Tetrastagon) **oblita** S. & S. Stromate ramos corticatos varie ambiente et nonnumquam infuscante, linea stromatica infra vix limitato; peritheciis corticolis, basi vero ligno infossis, globulosis.  $\frac{1}{4}$  mill. diam., ostiolis breve rostellatis, parum excedentibus; ascis fusoideis deorsum acutioribus,  $45-50 \approx 8$ , aparaphysatis, octosporis; sporidiis fusoideis, utrinque obtusiusculis  $12-14 \approx 4-5$ , rectis, 1-septatis, leniter constrictis, 4-guttulatis, hyalinis.

*Hab.* in ramis corticatis Artemisiæ camphoratae a *Colfosco*, Aprili 1877, rarius.

85. **Diaporthe** (Tetrastagon) **rostellata** (Fr.) Nke, Sacc. Mycol. Ven. pag. 139.

*Hab.* In sarmentis Rubi fruticosi a *Padova*, a

*Selva*, Aug. 1875, et a *Conegliano*, vere 1878 (C. SPEGAZZINI).

*Obs.* Perithecia subcutanea, stromate nullo limitata, ostiolo rostellato rectiusculo et solidiusculo emergente. Asci fusoides, basi acutiores,  $55 \approx 6-6 \frac{1}{2}$ . Sporidia disticha, fusoides, curvula  $13-15 \approx 3 \frac{1}{2}-4$ , medio non v. lenissime constricta, 4-guttata, hyalina, utrinque setulâ obliquâ 5-6 lgâ aucta.

86. **Diaporthe** (Tetrastagon) **aggerum** S. & S. Stromate ramulos corticatos hinc inde ambiente et superficie nigrificante; peritheciis gregariis globulosis,  $\frac{1}{3}$  mill. diam., cortice nidulantibus, ostiolo breve papillato, epidermidem parum excedente; ascis fusoides, utrinque obtusiusculis,  $50-60 \approx 7$ , aparaphysatis, octosporis; sporidiis distichis fusoides, sæpe curvulis, medio constricto-septatis,  $14-16 \approx 3-4$ , 4-guttulatis, hyalinis.

*Hab.* in caulibus *Loti corniculati a Conegliano*, aut. 1877.

87. **Diaporthe** (Euporthe) **meridionalis** Sacc. Stromate ramos corticatos varie ambiente, lineaque tortuosa nigra per lignum excurrente limitato; peritheciis globulosis, ligno infossis,  $\frac{3}{4}$  mill. diam., ostiolo peridermium perforante vix emergente; ascis fusoides,  $55 \approx 10$ , aparaphysatis, octosporis; sporidiis distichis oblongo-fusoides, medio leniter constrictis,  $15 \approx 4 \frac{1}{2}-5$ , 1-septatis, 4-guttulatis, hyalinis.

*Hab.* in ramis *Paliuri aculeati a Montebelluna*, Oct. 1874.

88. **Diaporthe** (Euporthe) **minuscula** S. & S. Stromate longe et late caules decorticatos ambiente eosque superficie atro-inquinante; peritheciis globosis,  $\frac{1}{4}$  mill. diam., ligno infossis, ostiolo perforante breveque exerto; ascis fusoides,  $45 \approx 7-8$ , aparaphysatis, octosporis; sporidiis fusoides, constricto-1-septatis,  $13-15 \approx 3-4$ , 4-guttulatis, hyalinis.

*Hab.* in caule *Campanulæ Trachelii putrescente a Conegliano*, aut. 1877.

*Obs.* A *Diap. Tulasnei*. Nke ostiolis breve exertis præcipue recedit.

89. *Diaporthe* (*Euporthe*) *Castrensis* S. & S. Stroma ramulos decorticatos longe lateque ambiente et superficie atroinquinante; peritheciis globulosis  $\frac{1}{3}$  mill. diam., ligno infossis, gregariis, ostiolis nunc punctiformibus nunc breve exertis; ascis fusoides 60-70  $\approx$  10, aparaphysatis, octosporis; sporidiis distichis, fusoides, 1-septatis, lenissime constrictis, 15-17  $\approx$  3  $\frac{1}{2}$ -4  $\frac{1}{2}$ , 4-guttulatis, hyalinis.

*Hab.* in ramulis Capparidis rupestris ad castrum S. *Salvadore a Susejana*, Dec. 1877. — *Obs.* *Diaporthi pullæ* Nke affinis.

90. *Diaporthe* (*Euporthe*) *petiolorum* S. & S. Stroma petiolis plagulas oblongas nigras hinc inde afficiente, lineaque nigra intus limitato; peritheciis ligno infossis, gregariis, globulosis,  $\frac{1}{3}$  mill. diam., ostiolo cylindraceo perforante et parum exerto; ascis fusoides, 50-55  $\approx$  6-7, aparaphysatis, octosporis; sporidiis distichis, oblongis, 12-14  $\approx$  3-3 $\frac{1}{2}$ , constricto-1-septatis, 2-4-guttulatis, hyalinis.

*Hab.* in petiolis languidis Catalpæ syringifoliæ a *Conegliano*, Junio 1877.

91. *Diaporthe* (*Euporthe*) *inquilina* (Wallr.) Nke Pyr. germ. pag. 272.

*Hab.* in caule languente *Heraclei Sphondylii* a *Conegliano* Februario 1877. (SPEGAZZINI).

*Obs.* Stroma hinc inde plagulas oblongas nigro-nitentes sistens. Perithecia gregaria, globoso-depressa, infossa, ostiolis spinulosis, emergentibus. Ascis fusoides, 35-40  $\approx$  6-7, 8spori; sporidia fusoides, constricto-1-septata, 10  $\approx$  3, 4-guttulata, hyalina.

92. *Diaporthe* (*Euporthe*) *Arctii* (Lasch) Nke, Sacc. Mycol. Ven. 211.

$\alpha$  *Lapparum*: ascis fusoides 45-50  $\approx$  10-11; sporidiis oblongo-fusoides, 1-septatis, lenissime constrictis, 12-14  $\approx$  4, 4-guttulatis, hyalinis. — In caule *Lapparum* a *Selva*, Sept. 1873.

$\beta$  *Centaureæ Scabiosæ*: ascis 50  $\approx$  8-10; sporidiis, 10  $\approx$  3 $\frac{1}{2}$ , medio non v. lenissime constrictis. — In caule ejusdem a *Susejana* (SPEGAZZINI).



93. **Diaporthe** (Euporthe) **pratensis** S. & S. Stromate caules corticatos v. decorticatos late ambiente et atroinquinante; peritheciis ligno immersis, globulosis;  $\frac{1}{3}$ - $\frac{1}{2}$  mill. diam., laxe gregariis, ostioliis cylindraceutis, nunc vix, nunc breve emergentibus; ascis clavato-fusoideis, apice obusioribus, 35-40  $\approx$  6 $\frac{1}{2}$ -7 $\frac{1}{2}$ , aparaphysatis, octosporis; sporidiis distichis v. oblique monostichis, ovato-oblongis, 14-15  $\approx$  3-4, constricto-1-septatis, utrinque obtusiusculis, 4-guttulatis, hyalinis.

*Hab.* in caulibus languidis Medicaginis lupulinæ, a Conegliano, Majo 1877.

94. **Diaporthe** (Euporthe) **Neapolitana** Sacc. Stromate longe et late ramulos decorticatos ambiente et superficie atro-inquinante; peritheciis gregariis, ligno infossis, globoso-depressis,  $\frac{1}{2}$  mill. diam., ostioliis conico-cylindraceutis,  $\frac{1}{2}$  mill. longis, emergentibus, apice obtusiusculis; ascis fusoideis, deorsum acutioribus, 50-60 = 10-12, aparaphysatis, octosporis; sporidiis distichis, oblongo-fusoideis, medio constrictis, 12-15  $\approx$  3-4 $\frac{1}{2}$ , utrinque obtusiusculis, 4-guttulatis, hyalinis.

*Hab.* in ramis emortuis Mesembryanthemi acinacifolii in collibus di Posilippo prope Neapolim, Julio 1877 (Com. A. MAGNAGUTI-RONDININI).

95. **Diaporthe** (Euporthe) **scandens** S. & S. Stromate caules arcte corticatos late ambiente, superficiemque nitide nigrificante; peritheciis ligno intus dealbato lineolaque nigra circumscripto infossis, globulosis,  $\frac{1}{4}$ - $\frac{1}{3}$  mill. d., ostioliis cylindraceutis, rostellatis,  $\frac{1}{3}$ - $\frac{1}{2}$  mill. extantibus; ascis fusoideo-clavatis, 40-50  $\approx$  6-6 $\frac{1}{2}$ , sessilibus, aparaphysatis, octosporis; sporidiis distichis v. oblique monostichis oblongo-fusoideis utrinque obtusiusculis, constricto-1-septatis, 4-guttulatis, hyalinis.

*Hab.* in sarmentis Tami communis putrescentibus a Colfosco, vere 1878.

96. **Diaporthe** (Euporthe) **culta** S. & S. Stromate ramos primo corticatos late ambiente, dein cortice secesso, ligni superficiem infuscante v. nigrificante; peritheciis ligno, lineola nigra obsoleta circumscripto, infossis, globulosis,  $\frac{1}{3}$  mill. d. ostioliis cylindraceutis peridermium



primo perforantibus, parumque excedentibus; ascis cylindraceo-fusoideis, obtusiusculis, 40–50  $\approx$  5, aparaphysatis, octosporis; sporidiis distichis oblongis, constricto-1-septatis, utrinque acutiusculis, 4-guttulatis, hyalinis.

*Hab.* in sarmentis emortuis *Jasmini officinalis* in hortis a *Selva*, Sept. 1878.

97. *Diaporthe* (Euporthe) *Tulasnei* Nke Pyr. Germ. p. 274. Sacc. M. V. Specim. pag. 142.

*Hab.* in caulibus *Lamii Orvalæ*, *Urticæ dioicæ*, *Hesperidis matronalis*, *Scrophulariæ caninæ a Selva*, *Colfosco*, *Serravalle*, Aut 1874–77.

*Obs.* Stroma caules decorticatos hinc inde late ambiens et superficiem nitide nigrificans. Perithecia ligno infossa, subgregaria, globosa, ostiolis vix excedentibus, rotundatis. Asci fusoidei, apice lumine 2-foveolato, 55–60  $\approx$  8–10. Sporidia fusoidea, constricto-1-septata, curvula, utrinque obtusiuscula, 4-guttulata, hyalina, 13–15  $\approx$  3 $\frac{1}{2}$ –4.

98. *Diaporthe* (Euporthe) *Aucubæ* Sacc. F. Ven. ser. V. 201 (Status spermogonicus).

Status ascophorus: stromate ramulos, cortice relaxato, hinc inde ambiente, lineaque nigra in ligni superficie et profunditate excurrente limitato; peritheciis globulosis, gregariis,  $\frac{1}{3}$  mill. diam., ligno infossis, ostioloque vix emergente; ascis fusoideis, 45–48  $\approx$  7–8, aparaphysatis, octosporis; sporidiis distichis, oblongo-fusoideis, 14–16  $\approx$  3–3 $\frac{1}{2}$ , constricto-1-septatis, 4-guttulatis, hyalinis.

*Hab.* in ramis emortuis *Aucubæ japonicæ a Susegana*, socia *Phoma*, Januario 1877 (SPEGAZZINI).

99. *Diaporthe* (Euporthe) *gloriosa* S. & S. Stroma foliorum superficiiei plagulas oblongas vel irregulares, parvas, atronitentes hinc inde afficiente; peritheciis parenchymate infossis,  $\frac{1}{3}$  mill. diam., globosis, ostiolo acutiusculo parum excedente; ascis clavato-fusoideis 50  $\approx$  8–10, apice lumine bi-foveolato, aparaphysatis, octosporis; sporidiis distichis rectiusculis, oblongo-fusoideis, 12–15  $\approx$  3–4, medio constrictis, obsoleteque septatis, 4-guttulatis, hyalinis.

*Hab.* in foliis languidis *Yuccæ gloriosæ*, à *Conegliano*, autumno 1877, rarius.

100. **Diaporthe** (*Euporthe*) **indica** S. & S. Stromate caules corticatos late ambiente atque parum infuscante, linea nigra per lignum flexuose excurrente limitato; peritheciis ligno infossis, globulosis, vix  $\frac{1}{2}$  mill. diam., ostiolis corticem perforantibus, parumque excedentibus; ascis fusoideis, 45–50  $\approx$  8–9, aparaphysatis, octosporis; sporidiis distichis, oblongis, 14–15  $\approx$  4, utrinque obtusiusculis, constricto-1-septatis, 2–4-guttulatis, hyalinis.

*Hab.* in caulibus emortuis *Tagetum hortensium a Conegliano*, Oct. 1877.

*Obs.* Species *Diaporthi Arctii* (Lasch) Nke affinis.

101. **Diaporthe** (*Euporthe*) **abdita** S. & S. Stromate ramos corticatos late ambiente et superficiem parum infuscante, linea nigra tortuosa per lignum immutatum excurrente limitato; peritheciis ligno immersis, globulosis, majusculis,  $\frac{1}{2}$  mill. diam., ostiolis peridermium perforantibus et vix superantibus, obtusis; ascis clavato-cylindræis, 70–80  $\approx$  10, apice rotundatis, breve crasseque stipitatis, aparaphysatis, octosporis; sporidiis distichis oblongo-didymis, 15  $\approx$  5, utrinque obtusiusculis, 4-guttulatis, hyalinis.

*Hab.* in ramis emortuis *Meliæ Azedarach, a Susegana*, vere 1877–78.

102. **Diaporthe** (*Euporthe*) **orientalis** S. & S. Stromate ramos corticatos decorticatosque late ambiente, eosque varie infuscante, linea nigra per lignum varie excurrente limitato; peritheciis gregariis, ligno immersis,  $\frac{1}{4}$  mill. diam., globulosis, ostiolo apice rotundato, vix emergente; ascis fusoideis, apice obtusioribus, 45–50  $\approx$  7, aparaphysatis, octosporis; sporidiis distichis v. oblique monostichis, fusoideis, 15–17  $\approx$  2 $\frac{1}{2}$ –3, medio constrictis, 1-septatis, 4-guttulatis, septulis spuriis 2 accedentibus, hyalinis.

*Hab.* in ramis emortuis *Mori albæ a Susegana*, Jan. 1877.

103. **Diaporthe** (*Sclerostroma*) **Niesslii** Sacc. Acervulis gregariis cortice nidulantibus, intus et extus nigris

disco subcirculari, ostiolis numerosis parum emergentibus punctulato, epidermide rupta arcte cincto; peritheciis minutis  $\frac{1}{3}$  mill. diam., monostichis, globulosis, nigris intus et extus collis cylindraceis convergentibus, zona, stromatica nigra per corticem et lignum excurrente, acervulos varie circumscribente; ascis fusoides, subsessilibus, 70-75  $\times$  8-10, lumine apice bifoveolato, octosporis, aparaphysatis; sporidiis distichis v. oblique monostichis, fusoides, rectis curvulisve, 15  $\times$  3-4, utrinque acutiusculis, 4-guttatis, simulateque 1-(v. raro 3-) septatis, non v. lenissime medio constrictis.

*Hab.* in cortice ramorum majorum *Aceris Pseudoplatani a Feletto* Jan. 1878 (SPEGAZZINI), in Styria (G. v. NIESSL, nomine ?*Cryptosporæ Hystricis* Fckl).

*Obs.* A *Diaporthe Hystrice* (Tode?) Sacc. F. V. ser. IV. 6, sporidiis muticis, a *Cryptosp. Hystrice* Fckl. sporidiis brevioribus et crassioribus, ostiolisque curtis, et a *Mamiania Hystrice* DNtrs sporidiis utrinque attenuatis nec rotundatis præ ceteris diversa.

104. *Diaporthe* (?*Sclerostroma*) *Hystricula* S. & S. Stromate nullo manifesto; peritheciis hinc inde in acervulos minulos aggregatis v. subsparis, cortice nidulantibus, globulosis,  $\frac{1}{2}$  mill. diam. nigris, peridermio secedenti adherentibus et basi dein cupulato-collapsis, ostiolis peridermium fasciculatim perforantibus, capillaceis,  $\frac{1}{2}$  mill. lgs.; contextu perithecii distincte parenchymatico rufo-fuligineo; ascis fusoides, utrinque acutis, 40-45  $\times$  6-7, lumine bifoveolato, aparaphysatis, octosporis; sporidiis oblique monostichis v. distichis, fusoides rectiusculis, spurie 1-septatis, 4-(v. pluri-) guttulatis, 12-14  $\times$  2 $\frac{1}{2}$ , hyalinis, initio utrinque appendiculatis, dein muticis.

*Hab.* in cortice *Aceris campestris* ramorum, a *Conegliano*, Martio 1877 (SPEGAZZINI).

*Obs.* Species prædistincta, nonnullis notis *Gnomoniis* affinis. Ad sectionem *Tetrastagon* ob perithecia sæpe sparsa pari fere jure duci potest. Linea stromatica semper deest ut in *Diap. rostellata* (Fr.) Nke.



105. *Valsaria Saccardiana* Speg. in litt. Stromate lignum decorticatum late ambiente atque superficie atro-inquinante; peritheciis gregariis, ligno infossis, globosis,  $\frac{3}{4}$  mill. diam., ostiolo rotundato, pertuso vix emergente; ascis cylindricis, noduloso-stipitatis, apice, lumine integro, obtusiusculis, p. s. 120-140  $\approx$  7-8, stipite 50  $\approx$  5-6, pseudoparaphysibus guttulatis obvallatis, octosporis; sporidiis monostichis oblongis, subfusoides, 18-22  $\approx$  5-6, constricto-1-septatis, utrinque obtusiusculis, 2- v. sæpius 4-nucleatis, indeque simulate 3-septatis, dilute olivaceis.

*Hab.* in ligno putri Lauri nobilis a Susegana, vere 1877 (SPEGAZZINI).

*Obs.* A *Vals. anserina* (Pers.) Sacc. F. Ven. IV. pag. 19, cui affinis, ascis conspicue longioribus, sporidiis longioribus, angustioribus, 4-nucleatis, dilute coloratis differt.

Sect. 5. Phragmosporæ Sacc.

106. *Leptosphæria heterospora* (DNtrs) Niessl Beitr. 23. *Sphæria heterospora* DNtrs Sfer. ital, n. 65.

*Hab.* rhizomatibus nondum emortuis Isidis germanicæ a Conegliano aut. 1877.

*Obs.* Perithecia innato-erumpentia, ostiolo conoideo longiusculo. Ascus jam resorptos inveni. Sporidia fusoides, curvula, utrinque obtusa, 35  $\approx$  12-13, 3-septata, ad septum medium constricta, fuliginea, loculis 2 intermediis saturatoribus.

107. *Leptosphæria massariella* S. & S. Peritheciis gregariis cortice nidulantibus, globulosis,  $\frac{1}{3}$  mill. d., coriaceo-membranaceis, nigris, ostiolo breve papillato vix erumpente; ascis cylindricis 130-150  $\approx$  9-12, apice tunica integra rotundatis, breve stipitatis, paraphysibus filiformibus obvallatis, octosporis; sporidiis oblongis, rectis, 20  $\approx$  8, utrinque obtusissime rotundatis, 3-septatis, ad septum medium constrictis, minute guttulatis, lutescenti-fuligineis, tandem ex ostiolo



protrusis, matricemque circumcirca pulveraceo-atro-inquinantibus.

*Hab.* in ramulis Ulmi campestris emortuis a Conegliano, æstate 1878.

*Obs.* Generi Massariæ quoque affinis, sed sporidia mucos absolute destituta.

108. **Leptosphæria massarioides** S. & S. Peritheciis sparsis, innato-erumpentibus, globulosis, acute papillatis,  $\frac{1}{4}$  mill. diam., atronitidulis; ascis cylindræo-clavatis, 150-180  $\approx$  30-35, brevissime noduloso-stipitatis, apice, lumine obsolete 1-foveolato, rotundatis, paraphysibus filiformibus guttulatis obvallatis, octosporis; sporidiis oblique monostichis v. distichis cylindræo-oblongis, utrinque præcipue apice obtusiusculis, 40-55  $\approx$  15-17, curvulis, 7-septatis, ad septa constrictis, loculis 1- (rarius 2-) grosse-guttulatis, flavo-fuliginosis.

*Hab.* in caulibus putrescentibus superficie denigratis Heraclei Sphondylii a Conegliano, Oct. 1877.

*Obs.* Sporidiis magnis *Leptosphæria littorali* Sacc. paululum accedit, a qua et matrice denigrata differt.

109. **Leptosphæria pyrenopezizoides** S. & S. Peritheciis sparsis erumpenti-superficialibus, globuloso-depressis,  $\frac{1}{6}$  mill. diam., papillulatis, denique cupulato-collapsis, nigris; contextu laxo parenchymatico, olivaceo-fusco, circa ostiolum 10 micr. latum densiore; ascis cylindræo-clavatis, 70-75  $\approx$  8, brevissime noduloso-stipitatis, apice, lumine coarctato, subtruncatis, octosporis; sporidiis subdistichis, fusoideis, curvulis, 20-25  $\approx$  4, loculo secundo leniter incrassato, dilute flavis.

*Hab.* in sarmentis putrescentibus Clematidis Vitalbæ, a Conegliano, Majo 1877.

*Obs.* *Leptosphæria rubicundæ* Rehm affinis etiam ob matricem quandoque leniter cruentatam; sed peritheciis dein cupulatis &c. differt.

110. **Leptosphæria Cumana** S. & S. Maculis nullis; peritheciis laxè seriatis, innatis, vix erumpentibus, globoso-depressis,  $\frac{1}{5}$  circ. mill. diam., pertusis; contextu parenchymatico fuliginoso; ascis oblongo-cylin-

draceis, subsessilibus, 60-70  $\approx$  12-15, apice, tunica integra, rotundatis, paraphysibus filiformibus obvallatis, octosporis; sporidiis subtristichis, fusoides, curvulis, 20-22  $\approx$  5, 3-septatis ad septa leniter constrictis, 4- (v. pluri-) guttulatis, hyalinis.

*Hab.* in foliis emortuis *Caricum a Conegliano*, Majo 1877.

*Obs.* Subaffinis *Lept. Luzulæ* Wint. et *L. Typharum* Karst.

111. **Leptosphæria anarithmoides** S. & S. Peritheciis laxe gregariis innatis, depresso-globulosis, nigris, diam.  $\frac{1}{8}$ - $\frac{1}{6}$  mill., ostiolo vix papillato erumpente; contextu peritheciis parenchymatico, fuligineo; ascis cylindraceo-clavatis, 80-90  $\approx$  15-20, breve noduloso-stipitatis, apice rotundatis, paraphysibus filiformibus septulatis obvallatis, octosporis; sporidiis distichis, oblongo-fusoides, 20-25  $\approx$  7-8, utrinque obtusiusculis, curvulis, medio constrictis, 1-septatis, 4-nucleatis (verisimiliter denique 3-septatis) hyalinis.

*Hab.* in foliis putrescentibus graminum (Poæ?) a *Conegliano*, vere 1878.

*Obs.* Peraffinis *Leptosphæricæ anarithmæ* Sacc. F. Ven. Ser. V. pag. 175 sub *Sphærella*, an B. & Br., a qua peritheciis majoribus, sporidiis crassioribus et brevioribus satis differre videtur.

112. **Leptosphæria anarithma** (B. & Br.?) Sacc. *Sphærella anarithma* Sacc. F. Ven. Ser. V. pag. 175, Cke Hndb. pag. 920?

*Hab.* in foliis exsiccatis *Airæ cæspitosæ* in *S. Montello*, Sept. 1873.

*Obs.* Perithecia globoso-lenticularia,  $\frac{1}{12}$  mill. d., pertusa. Ascii cylindracei, brevissime stipitati, 90  $\approx$  15, apice rotundati, paraphysati, octospori. Sporidia disticha, anguste fusiformia, 25-28  $\approx$  5-6 $\frac{1}{2}$ , curvula, medio subconstricta, 4-guttulata 1- (an tandem 3-) septata, hyalina.

113. **Leptosphæria hiemalis** S. & S. Peritheciis sparsis globoso-depressis,  $\frac{1}{5}$ - $\frac{1}{4}$  mill. d., innato-erumpentibus, ostiolo breve conoideo; contextu dense paren-

chymatico, subcarbonaceo, atro; ascis cylindraceo-clavatis, 100–110  $\approx$  15, apice rotundatis, breve stipitatis paraphysibus filiformibus guttulatis obvallatis; sporidiis distichis, oblongo-fusoideis, 25–26  $\approx$  7, rectis curvulisve, utrinque obtuse acutatis, 3–septatis (raro 4–5–septatis) ad septum medium leniter constrictis, crasse 4–6–guttulatis, dilute cinereo-fuscis.

*Hab.* in caulibus *Equiseti* hiemalis putrescentibus, a *Conegliano*, Martio 1878.

*Obs.* Cum *Lept. Equiseti* Karst. Spetsb. pag. 101 nil commune habet.

114. **Leptosphaeria anthophila** S. & S. Peritheciis sparsis gregariisve, subsuperficialibus, globoso-conoideis, papillatis, nigris,  $\frac{1}{3}$  mill. d.; contextu parenchymatico circa ostiolum densiore, fuligineo; ascis cylindraceo-clavatis, 100  $\approx$  12–13, apice rotundatis, brevi-stipitatis, paraphysatis, octosporis; sporidiis distichis fusoideis, rectis curvulisve, 23–26  $\approx$  5–6, 3–septatis ad septa leniter constrictis, loculo secundo vix protuberante, melleis.

*Hab.* in inferiore parte anthodii secedentis putrescentis *Carlinæ* acaulis in sylva *Cansiglio*, Aug. 1878.

115. **Leptosphaeria modesta** (Dmz.) Awd., Sacc. F. ital. t. 291. Cfr. quoque *Michelia* pag. 37. et 343., *Mycoth. Ven. Cent. XIV.*

*Hab.* in caulibus putrescentibus *Digitalis grandifloræ* in sylva *Cansiglio*, Aug. 1878.

*Obs.* Perithecia globoso-conoidea, ostiolo setoso, denique umbilicata. Asci et sporidia ut l. c. descripsi.

116. **Leptosphaeria helminthospora** (Ces.) DNtrs Sfer. ital. n. 88., non Fekl. quæ *Lept. Artemisia* (Fekl.) Awd.

*Hab.* in caulibus emortuis *Inulæ chrytmoidis* prope *Caorle* in littore veneto, Iunio 1878 (SPEGAZZINI).

*Obs.* Perithecia gregaria, initio epidermide velata, globoso-depressa, papillata,  $\frac{1}{3}$  mill. d. atro-nitidula. Asci clavati, 85–90  $\approx$  8–10, breve crassiuscule stipi-



tati, apice rotundati paraphysati, octospori. Sporidia disticha cylindraceo-clavulata, apice rotundata, deorsum acutiora, 20-25  $\times$  5-6, inæqualiter 6-8-locularia, ad septa constricta, dilute olivacea.

117. *Leptosphæria carpophila* Sacc. Fungi Ven. Ser. II. pag. 313. \**L. bractearum*. Peritheciis innato-prominulis, globosis, vix papillatis, dein depressis; ascis cylindraceo-clavatis, 80-85  $\times$  10-12, breve stipitatis, apice rotundatis, paraphysatis, 8sporis; sporidiis distichis v. oblique monostichis fusoideis, curvulis, 18-20  $\times$  5, 3-septatis leniter constrictis, guttulatis, flavis.

*Hab.* in bracteis capitulorum *Dipsaci sylvestris* putrescentium, a *Conegliano* aut. 1877.

*Obs.* A forma typica peritheciis magis depressis, sporidiis (saltem initio) flavis differt.

118. *Leptosphæria sicula* Sacc. & Beltr. Peritheciis inter fibras innato-erumpentibus, gregariis, globoso-depressis,  $\frac{1}{2}$  mill. diam. ostiolo breve papillato, dein umbilicato-collapsis; contextu parenchymatico densiusculo, atro-fuligineo; ascis cylindraceo-clavatis deorsum breve attenuato-stipitatis nodulosisque, apice tunica integra rotundatis, 99-110  $\times$  15, paraphysibus filiformibus obvallatis, octosporis; sporidiis distichis v. oblique monostichis, cylindraceo-clavatis, deorsum acutioribus, 24-26  $\times$  6-7, curvulis, 4-septatis, septo submedio lenissime constrictis, 5-guttulatis, lutescenti-olivaceis.

*Hab.* in trunco putrescente *Opuntia Fici indicæ* ad *Licata* in Sicilia, Aprili 1877 (V. Beltrani).

*Obs.* Sporidiis clavulatis 4-septatis &c. statim dignoscitur.

119. *Leptosphæria Euphorbiæ* Niessl in Rabh. F. E. n. 1841.

*Hab.* in caule putrescente *Euphorbiæ Cyparissia* a *Conegliano* aut. 1877 (Spegazzini).

*Obs.* Perithecia subcutanea, dein erumpentia, majuscula, depresso-globosa, breve papillata. Asci cylindraceo-clavati, 85-95  $\times$  14-16, breve stipitati, octospori; sporidia disticha crasse fusoidea, 28-30  $\times$  7-8, utrin-



que acutiuscula, 3-septata, ad septa leniter constricta, atrofuliginea.

120. *Leptosphaeria Cerlettii* Speg. Ampel. it. n. 30.

*Hab.* in sarmentis emortuis *Vitis cordifoliae* a *Conegliano*, Oct. 1877 (SPEGAZZINI).

*Obs.* Asci cylindraceo-clavati, paraphysati octospori. Sporidia disticha, fusioidea, deorsum acutiora,  $35-37 \approx 10$ , 5-septata, mellea. Perithecia ostiolo setulosa. *Lept. spectabili* Niessl affinis.

121. *Leptosphaeria vinealis* Pass., Thuem. Pilz. d. Weinst. p. 133. Speg. Ampel. ital. n. 25. (forma foliicola et ramicola).

*Hab.* in foliis sarmentisque *Vitis viniferae* a *Conegliano*, aut. 1877 (SPEGAZZINI).

*Obs.* Asci cylindraceo-obclavati, brevi-stipitati, octospori. Sporidia disticha, fusioidea,  $20-22 \approx 5$ , 3-septata, loculo secundo subincrassato, guttulata, olivacea. Ob perithecia, maculicolas et sporidia utrinque obtusiuscula a specie *Passeriniana* paululum recedit.

122. *Leptosphaeria apogon* S. & S. Peritheciis sparsis, epidermide velatis, globoso-lenticularibus, 150 micr. diam. vix papillulatis, poro pertusis; contextu tenui-membranaceo, fuligineo; ascis oblongis, subsessilibus, utrinque obtusiusculis, lumine apice vix angustato, paraphysibus obsoletis; sporidiis distichis oblongo-subfusoides, rectiusculis,  $22-25 \approx 5-5\frac{1}{2}$ , 3-septatis, ad septum medium leniter constrictis, guttulis olivaceis, utrinque obtusis.

*Hab.* in calamis *Scirpi Holoschæni* putrescentibus, a *Conegliano*, Majo 1877.

*Obs.* Affinis *Leptosphaeria micropogoni* Sacc., a qua defectu setularum circa ostiolum dignoscitur, *Leptosphaeria hydrophila* Sacc., a qua sporidiis subfusoides angustioribus differt, nec non *Leptosphaeria culmorum* Awd., a qua sporidiis angustioribus, ascis angustioribus brevioribusque satis recedere videtur.

123. *Leptosphaeria* (*Leptosphaerella*) *Diana* S. & S. Maculis nullis obsoletisve; peritheciis sparsis, hypophyllis, epidermide subvelatis, lenticularibus, 80-90

micr. diam., pertusis; ascis oblongo-fusoideis, subsessilibus, 45-50  $\approx$  12, paraphysibus obsolete, octosporis; sporidiis subtristichis, fusoideis, curvulis, 4-septatis, loculo secundo leniter crassiore, 18-22  $\approx$  4-5, utrinque obtusiusculis, olivaceis.

*Hab.* in foliis putrescentibus *Aceris Negundinis a Vittorio*, Maio 1877.

124. **Leptosphæria** (*Leptosphærella*) **helvetica** S. & S. F. ital. n. 324. Peritheciis in foliis arescendo cinerascensibus laxè gregariis punctiformibus, lenticularibus 80-100 micr. diam., poro pertusis, contextu parenchymatico, membranaceo griseo-fusco; ascis crasse obclavato-cylindræis, 45-55  $\approx$  11, apice rotundatis, brevè crasse et oblique stipitatis, aparamphysatis, octosporis; sporidiis distichis, ovato-oblongis, rectis, 10-12  $\approx$  3 $\frac{1}{2}$ -4 $\frac{1}{2}$ , utrinque rotundatis, 4-ocularibus, dilute olivaceo-fuliginæis, loculis extimis pallidioribus, mediis quandoque minute guttulatis.

*Hab.* in pagina superiore foliorum languidorum *Selaginellæ helvicæ a Tarzo* prope *Vittorio*, Apr. 1878, socia *Phyllosticta helvetica*, ejusdem spermogonio, sic definienda: peritheciis punctiformibus 100 micr. diam., pertusis; spermatidiis oblongis curvulis, minimis, 2  $\approx$   $\frac{1}{4}$ - $\frac{1}{2}$ , hyalinis.

*Obs.* A *Lept. Crepini* (West.) DNtrs. et *L. lycopodina* (Mntgn.) certe diversa.

**SPHÆRULINA** Sacc. Perithecia et asci *Sphærellæ*. Sporidia cylindræa v. oblongata, 3-pluriseptata, hyalina.

*Obs.* A genere *Sphærella* Ces. & DNtrs sporidiis 3-pluriseptatis, a *Leptosphærella* Sacc. (sect. *Leptosphæriæ*) defectu paraphysum, sporidiis prorsus hyalinis et habitu toto sphærellaceo facile tuteque dignoscendum genus.

125. **Sphærulina myriadea** (DC.) Sacc. *Sphæria myriadea* DC. *Sphærella myriadea* Rabh., Awd. in *Mycol. Europ.* pag. 12 fig. 9. Sacc. *Mycol. Ven.* pag. 95. \***S. fraxinea** S. & S. Peritheciis hypophyllis, sparsis, lenticulari-globulosis,  $\frac{1}{8}$  mill. diam. prominulis, punctiformibus, pertusis, contextu distincte parenchy-

matico, fuligineo; ascis fasciculatis cylindraceo-clavulatis,  $60 \approx 9-10$ , subsessilibus, apice tunica integra rotundatis, omnino aparaphysatis, 8sporis; sporidiis 2-3-stichis, cylindraceo-fusoideis, leniter curvulis,  $28-30 \approx 4$ , utrinque obtusiusculis, typice 3-septatis, (quandoque 4-6-septatis), hyalinis.

*Hab.* in foliis languidis Fraxini Orni a Pianzano, hieme 1877.

*Obs.* A forma typica peritheciis hypophyllis, prominulis, subsparsis, sporidiis sæpe 4-6-septatis desciscit.

126. **Sphærulina** (*Pringsheimia*) **intermixta** (B. & Br.) Sacc. *Sphæria intermixta* B. & Br. Cke Hndb. p. 889. *Sphærella intermixta* (B. & Br.) Awd. Pyr. Herb. Heufl. pag. 4. *Pringsheimia Rosarum* Schulz. Pf. Slav. pag. 57.

*Hab.* in cortice nondum emortuo Rubi fruticosi a Selva et a Conegliano, aut. 1878.

*Obs.* Perithecia gregaria, minutissima, epidermide velata, lenticularia ambitu circularia v. ovata, 80-100 micr. d., poro latiusculo sæpe irregulari v. rimoso pertusa; contextu tenui-membranaceo, parenchymatico, fuligineo. Asci diu in globum fasciculatim juncti, oblongo-clavati  $45-55 \approx 12-14$ , brevissime stipitati, apice tunica integra incrassata rotundati, aparaphysati, octospori. Sporidia disticha, clavato-obpyriformia,  $16-18 \approx 7-8$ , recta v. curvula, apice rotundata, in basim acutata, 3-4-septata, ad septa leniter constricta, nubilosa, hyalina. A genere peritheciis atypice dehiscentibus, sporidiis lacrymiformibus et habitatione nonnihil desciscit. Huic speciei probabiliter valde cognata est *Sphæria abbreviata* Cke Hndb p. 793.

127. **Sporormia** **fimetaria** DNtrs. Microm. ital. Dec. V. n. 6. Pirotta Spororm. p. 160., Niessl Spororm. n. 21.

*Hab.* in fimo vaccino in sylva Cansiglio, Aug. 1878 (C. SPEGAZZINI).

*Obs.* Perithecia Sporormiam minimam æmulantia. Asci cylindraceo-clavati,  $100-110 \approx 15$ , apice obtuse



conici deorsum attenuato-stipitati, basi que ima nodulosi, apophysati, octospori; sporidia fasciculatim polysticha, cylindrica, 50-55  $\times$  3-4, utrinque conoidea, 16-18-septato-torulosa, non secedentia, fuligineo-viridula, utrinque pallidiora.

128. **Perisporium vulgare** Cda, Sacc. F. Ven. Ser. V. 174.

*Hab.* in lignis putrescentibus, charta et tela udis, stercore ovino in toto agro Veneto, per annum.

*Obs.* Summopere variat forma et magnitudine ascorum et sporidiorum. Observavi:

In lignis decorticatis: ascis longe stipitatis 140  $\times$  15-18, stipite 70 lgo; sporidiis 25-30  $\times$  6  $\frac{1}{2}$ -7.

In ramis corticatis: ascis brevissime stipitatis 35-40  $\times$  17-19, stipite 7-8 lgo; sporidiis 28  $\times$  5.

In charta putri; ascis mediocriter stipitatis 80-100  $\times$  18, stipite 20-30 lgo; sporidiis 26  $\times$  7-8.

In stercore ovino nunc: ascis brevi-stipitatis 45  $\times$  16-17, stipite 10 lgo; sporidiis 25  $\times$  5  $\frac{1}{2}$ -6. Nunc: ascis 160-190  $\times$  20, stipite 70-100 lgo; sporidiis 35  $\times$  6  $\frac{1}{2}$ -7.

Ex iis quæ præcedunt, evincitur duas formas distingui posse, nec tamen tute limitatas, quæ sunt: forma *micropoda* et *macropoda*, ex ascis breve aut longe stipitatis distinguendæ.

129. **Zignoella nematasca** S. & S. Peritheciis sparsis, ligno semiimmersis v. fere immersis,  $\frac{1}{3}$  mill. diam; globulosis, atro-nitentibus, ostiolo conoideo emergente; ascis anguste cylindricis, 150-200  $\times$  10-11, quandoque tortuosis, apice rotundatis, breve stipitatis, paraphysibus filiformibus guttulatis obvallatis, octosporis; sporidiis monostichis, cylindræis utrinque abrupte acutatis, 30-35  $\times$  7-8, rectis, 8-9-septatis, ad septa subconstrictis, oculis 3-4-guttulatis, hyalinis.

*Hab.* in ramulis decorticatis putrescentibus Fraxini Orni in Euganeis, Febuario 1878, raro.

130. **Zignoella dolichospora** Sacc. Peritheciis dense gregariis, superficialibus, globulosis, carbonaceis, ni-



gris,  $\frac{1}{6}$  mill. d., breve papillatis; ascis cylindraceo-clavatis, modice stipitatis, apice tunica integra rotundatis, paraphysibus septulatis obvallatis, octosporis; sporidiis 2-3-stichis, anguste fusoides, curvulis, utrinque acutiusculis, 35-40  $\approx$  5-6  $\frac{1}{2}$ , 7-9-septatis, 8-10-guttulatis, ad septa non v. leniter constrictis, hyalinis.

*Hab.* in ligno cæso putri quercino in sylva *Montello*, Sept. 1878.

*Obs.* Affinis *Z. macrosporæ* Sacc., a qua ascis sporidiisque duplo majoribus recedit.

131. **Melanomma acutum** Sacc. Peritheciis laxe gregariis, ligno basi insculptis v. subsuperficialibus,  $\frac{1}{3}$  mill. diam., carbonaceis, atronitidulis, acute et longiuscule papillatis; ascis cylindraceo-clavatis, 90-100  $\approx$  18, crasse stipitatis apice, tunica integra, rotundatis, paraphysibus filiformibus asco longioribus obvallatis; sporidiis distichis, oblongis, 24-26  $\approx$  8, utrinque obtusiusculis, 3-septatis, ad septum medium constrictis, articulis sæpius 2-guttulatis, olivaceo-fuliginis.

*Hab.* in ligno decorticato *Mori albæ a Selva*, Sept. 1877.

*Obs.* Affine *M. longicollis* Sacc. a quo differt ostioli acutis sed minus longis, ascis sporidiisque crassioribus eorumque articulis pluri- nec 1-guttulatis.

132. **Melanomma medium** S. & S. Peritheciis gregariis sparsisque cortice secedente, superficialibus, globulosis  $\frac{1}{3}$  mill. diam., ostiolo conoideo obtuso, dein pertuso; ascis cylindraceo-clavatis, breve stipitatis, 80-90  $\approx$  10-12, apice, lumine leniter coarctato, rotundatis, paraphysibus filiformibus obvallatis, octosporis; sporidiis subdistichis, oblongis, utrinque obtusis, 22-25  $\approx$  6-7, rectis curvulisve, 3-septatis, ad septa leniter constrictis, 4- (raro pluri-) guttulatis, dilute fuliginis, guttulis hyalinis.

*Hab.* in ramis putrescentibus *Aceris Negundinis a Conegliano*, Junio 1877.

*Obs.* Inter *Mel. pertusellum* Sacc. Mich. III. 345 et *M. juniperinum* (Karst.) l. c. 346 species intermedia videtur. A prima peritheciis duplo majoribus,

sporidiis obtusioribus in primis differt, ab altera sporidiis nunquam 5-septatis &c.

133. **Melanomma dubiosum** Sacc. Peritheciis gregariis sparsisve subsuperficialibus e basi applanata globoso-conoideis,  $\frac{1}{2}$  mill. diam., subcarbonaceis, nigris, ostiolo depresso papillato obtuso dein pertuso; ascis crasse clavatis, 100-110  $\approx$  18-20, breve crasse stipitatis, apice, lumine coarctato, rotundatis, paraphysibus filiformibus obvallatis, octosporis; sporidiis distichis oblongis, utrinque rotundatis, 28-30  $\approx$  10-12, rectis v. inæquilateralibus, 3-septatis, ad septa (præcipue medium) constrictis, 4-guttulatis, fuligineis oculis mediis obscurioribus.

*Hab.* in trunculis humifusis putrescentibus *Globalariæ cordifoliæ a Colfosco* Sept. 1877 nec non *Medicaginis lupulinæ a Padova*, Martio 1874.

*Obs.* Diu pro *Amphisphæria zerbina* DNtrs habui, sed cum hujus sporidiorum loculi extimi multo angustiores, immo veræ appendiculæ hyalinæ sint, mea species jure meritoque distingui debet. Dubitavi insuper (nec dubium prorsus evanuit) an hæc mea species *Leptosphæriæ* generi adscribenda potius sit. Fructificatione enim cum *Leptosph. heterospora* (DNtrs) Niessl satis convenit, sed peritheciis longe differt.

134. **Melanomma ceratophorum** S. & S. Peritheciis late densiuscule disseminatis, globulosis,  $\frac{1}{3}$  mill. d., semiinfossis, atris, carbonaceis in ostiolum crassiuscule conico-cylindraceum perithecium æquans v. excedens sensim productis; ascis cylindraceo-clavatis, brevi-stipitatis, apice obtusiusculis, paraphysibus filiformibus obvallatis, octosporis; sporidiis oblique monostichis oblongis, 13-14  $\approx$  3  $\frac{1}{2}$ -4, lenissime curvulis, utrinque acutiusculis, 3-septatis, ad septa vix constrictis, fuligineis.

*Hab.* in culmis *Arundinis Donacis putridis a Conegliano*, Aug. 1878.

*Obs.* A *M. longicollis* Sacc. F. it. fig. 293 ascis et sporidiis dimidio minoribus recedit.

135. **Melanomma Sylvanum** S. & S. Peritheciis laxè sparsis subsuperficialibus v. basi ligno infossis, glo-

bulosis,  $\frac{1}{4}$  mill. d., obtuse papillatis perforatisque, denique sub-cupulatis, contextu subcarbonaceo, atro; ascis clavato-cylindraceutis, 90-100  $\approx$  12, brevi-stipitatis, apice rotundatis, paraphysibus filiformibus guttulatis obvallatis, octosporis; sporidiis distichis oblongo-clavulatis, 25-30  $\approx$  6-7, rectis, utrinque obtusiusculis, loculo secundo subcrassiore, obsolete guttulatis dilute fuscis.

*Hab.* in trabe indurata abietina a *Selva*, Sept. 1878.

*Obs.* Peritheciis denique subcupulatis sporidiisque clavulatis a *Mel. medio*, cui affine, imprimis differt.

136. **Massaria penicillata** Sacc. Peritheciis laxe gregariis, subcutaneis, prominulis, globosis,  $\frac{1}{3}$  mill. diam., ostiolo breve conoideo, setulis esep-tatis fuligineis, 50  $\approx$  3, subpenicillatis ornato; peritheciis contextu subcarbonaceo, distincte parenchymatico, fuligineo; ascis cylindraceutis brevissime stipitatis apice, lumine integro, rotundatis, 90  $\approx$  15, paraphysibus filiformibus obvallatis, octosporis; sporidiis distichis v. oblique monostichis, oblongo-fusoideis, 20  $\approx$  8, 3-septatis, ad septum medium constrictis, rectis, utrinque obtusiusculis, strato mucoso obvolutis, loculis 1-2-guttulatis, hyalinis.

*Hab.* in ramulis corticatis *Cytisi nigricantis* in sylvia *Montello*, Sept. 1877.

137. **Bertia italica** S. & S. Peritheciis gregariis, superficialibus et facile secedentibus, globulosis, majusculis,  $\frac{1}{2}$  mill. diam., vertice obtusis, undique et perspicue rugoso-tuberculatis, nigris, subopacis, nucleo nigro; contextu coriaceo-molliusculo, distincte laxe parenchymatico fuligineo; ascis elongato-clavatis, 145  $\approx$  28, apice obtusiusculis, breve crasseque stipitatis octosporis, paraphysibus nullis visis; sporidiis distichis 32-35  $\approx$  12-14 oblongis v. subfusoideis, medio sæpe constrictis, 1-septatisque, utrinque obtusiusculis, 2-guttatis v. granulosis, hyalinis,

*Hab.* in cortice *Juniperi communis* a *Conegliano*, vere 1878 (SPEGAZZINI).

*Obs.* A *Bertia moriformi* DNtrs, *B. querceti* Rehm et *B. lichenicola* DNtrs, ascis sporidiisque multo cras-



sioribus præsertim distinguenda; a *B. macrospora* Sacc. defectu paraphysum sporidiisque brevioribus.

138. *Enchnosphæria Caput-Medusæ* S. & S. Peritheciis sparsis, in ramulis infuscatis superficialibus, globulosis  $\frac{1}{4}$ - $\frac{1}{3}$  mill. diam., ostiolo obsolete, fuscis, undique setis digerventibus, rigidulis, parce septatis, 80-250  $\approx$  8-10 (in basi), atro-fuligineis, sursum attenuatis pallidioribus laxè vestitis; contextu laxè parenchymatico fuligineo; ascis cylindricis, 90-110  $\approx$  7-8, brevissime noduloso-stipitatis, apice, lumine integro, rotundatis, paraphysatis, octosporis; sporidiis distichis, fusoideis, curvulis, utrinque obtusiusculis, 20-25  $\approx$  3-4, initio 4-6-nucleatis, dein tenuiter 5-septatis, loculo subintermedio crassiore, hyalinis.

*Hab.* in ramulis putrescentibus Catalpæ syringifoliæ a Conegliano, Sept. 1877.

*Obs.* Ab affini *Enchn. passicrini* Sacc. F. ital. tab. 142 differt præcipue setulis rigidulis, crassioribus, totum peritheciium vestientibus, ascis sporidiisque fere dimidio angustioribus.

*Sect. 6. Scolicosporæ* Sacc.

139. *Linospora elata* S. & S. Peritheciis sparsis, stromate nullo exceptis plerumque epiphyllis, innato-prominentibus, globoso-conicis,  $\frac{1}{5}$  mill. cr., ostiolo acuminato, longiusculo; contextu subcarbonaceo, atro; ascis bacillaribus, fasciculatis, 45-55  $\approx$  2 $\frac{1}{2}$ , aparaphysatis; sporidiis (immaturis) filiformibus, exilissimis, ascum subsequantibus.

*Hab.* in foliis putrescentibus Corni sanguineæ a Conegliano, Martio 1877.

*Obs.* Etsi exemplaria nostra immatura videantur, perithecorum characteres speciem distinctam designant.

140. *Linospora Magnagutiana* Sacc. F. ital. tab. 220. Michel. I, 45.

\**L. faginea*: peritheciis in maculis foliorum decoloratis laxè gregariis, epidermideque tumidula atronitente velatis, obtuse papillatis, contextu pachydermatico ni-



gro; ascis cylindricis fasciculatis, 100-120  $\approx$  3 $\frac{1}{2}$ -4, apapophysatis, octosporis; sporidiis ascos subaequantibus,  $\frac{1}{2}$ - $\frac{3}{1}$  micr. cr. continuis, obsolete guttulatis, hyalinis.

*Hab.* in foliis nondum emortuis Fagi sylvaticae prope *Conegliano*, vere 1877 (SPEGAZZINI).

*Obs.* *Linosp. Magnagutiana* typica (in Sorbo terminali) lecta fuit quoque in sylva *Montello* et a *Conegliano*.

141. *Lasiosphaeria pygmæa* S. & S. Peritheciis laxe gregariis, superficialibus, globoso-conoideis,  $\frac{1}{12}$ - $\frac{1}{10}$  mill. diam., punctiformibus, setulis obtusiusculis, 50-70  $\approx$  5-6, eseptatis, fuliginis undique laxiuscule vestitis; peritheciis contextu tenui-membranaceo, olivaceo-fuligineo; ascis crasse cylindraceutis, brevissime stipitatis, 80-85  $\approx$  15-16, apice tunica integra rotundatis, paraphysibus filiformibus asco longioribus obvallatis, octosporis; sporidiis tristichis, bacillaribus, 50-60  $\approx$  4-4 $\frac{1}{2}$ , utrinque obtusiusculis, 10-11-septatis, loculis 1-2-guttulatis, hyalinis.

*Hab.* in culmis putrescentibus Triticorum a *Conegliano*, Sept. 1877 (SPEGAZZINI).

*Obs.* Affinis *L. minuta* Fekl. (Sacc. F. ital. t. 217) a qua sporidiis bacillaribus 10-11-septatis, habitatione &c. recedit.

142. *Lasiosphaeria hispidula* S. & S. Peritheciis sparsis subsuperficialibus, globulosis, atris, vix  $\frac{1}{3}$  mill. d. pertusis epapillatis, setulis longis, septatis, 100-180  $\approx$  3-4, fuliginis undique vestitis, basi que hyphis ramosis, cinctis contextu subcarbonaceo atro; ascis cylindraceuto-clavatis, breve stipitatis, 80-85  $\approx$  8-9, apice tunica integra attenuato-rotundatis, apapophysatis, octosporis; sporidiis distichis v. subtristichis, bacillari-fusoideis, curvulis, utrinque obtusiusculis, 35-45  $\approx$  2 $\frac{1}{2}$ -3 $\frac{1}{2}$ , plasmate inaequaliter 5-6-partito, non constrictis, hyalinis.

*Hab.* in culmis graminum minorum a *Conegliano*, vere 1878.

*Obs.* Tum a *Las. minuta* Fekl., tum a *L. pygmæa* Sacc. notis datis diversa.

## Sect. 7. Dictyosporæ Sacc.

**COOKELLA** Sacc. nov. gen. \*) Perithecia applanata, membranacea, subsuperficialia, astoma. Asci globoso-ellipsoidei, aparaphysati, octospori. Sporidia muriformia, colorata — Cum genere *Phymatosphaeria* Pass. et *Saccardia* Cke ascorum et sporidiorum fabrica convenire videtur, sed conceptacula diversissima et sporidia colorata. A gen. *Asterina* Lév. defectu hypharum et sporidiis muralibus differt.

143. **Cookella microscopica** Sacc. Peritheciis punctiformibus, gregariis, superficialibus, dimidiato-applanatis, ambitu irregularibus, astomis; contextu tenerrimo celluloso, dilutissime fuligineo; ascis copiosis coacervatis, initio sphaeroideis, dein ellipsoideis, 40-45  $\approx$  30-35, sessilibus aparaphysatis, octosporis; sporidiis tristichis, oblongis, 20-24  $\approx$  8-11, utrinque rotundatis, 3-septato-muriformibus, ad septa leniter constrictis, ochraceo-fuligineis.

*Hab.* in foliorum pagina inferiore languidorum *Quercus pedunculatæ* in sylva *Montello*, Oct. 1877, ut videtur, rarissime. Autumno 1878 ibidem frustra quæsi.

*Obs.* Cum peritheciis ascigeris adsunt perithecia similia sed spermatophora: spermatis globulosis, v. obtuse angulosis, 7-8 micr. diam. initio 1-guttulatis hyalinis, dein ochraceo-fuligineis. *Stigmella dryina* (Cda) Lév. forte statum conidicum sistit.

144. **Pleospora straminis** S. & S. Peritheciis laxe gregariis, innato-erumpentibus, globulosis, papillatis,  $\frac{1}{3}$  mill. diam., basi hyphis anastomosantibus fuligineis parce vestitis; contextu membranaceo, parenchymatico fuligineo; ascis cylindræis v. subclavatis, brevissime crasse stipitatis, apice rotundatis, 140-150  $\approx$  25-30, paraphysibus filiformibus obvallatis, octosporis; sporidiis distichis oblongo-fusoideis, utrinque obtusiusculis medio constri-

\*) Ad honorem mycologi actuosissimi atque peritissimi M. C. COOKE Ondinensis.

ctis, 40-45  $\approx$  16-18, 9-11-septatis crebreque muriformibus, primo flavis, dein olivaceis, tandem fuligineis.

*Hab.* in vaginis putrescentibus nigrificatis *Triticorum a Conegliano*, Sept. 1877.

*Obs.* A *Pleosp. arctica* Karst. F. Spetsb. p. 97, cui affinis, sporidiis 10-11-septatis, loculisque omnibus (nec 1-2) longitudinaliter septatis differt.

145. **Pleospora oligomera** S. & S. Peritheciis laxe gregariis innato-erumpentibus, dein subsuperficialibus, globoso-depressis  $\frac{1}{4}$ - $\frac{1}{3}$  mill. diam., atronitidulis, obtuse papillatis, dein umbilicato-collapsis; contextu laxe celluloso, pachydermatico, fuligineo; ascis cylindraceis apice lumine integro rotundatis, brevissime stipitatis, 90-100  $\approx$  15-16, paraphysatis, octosporis; sporidiis oblique monostichis oblongo-ovoideis, 20-22  $\approx$  9-11, 3-septatis, ad septa leniter constrictis, septis longitudinalibus 1-serialibus, flavis dein fuligineis.

*Hab.* in caule putri *Silenes a Treviso*, Aprili 1878, rarius.

*Obs.* A *Pleosp. Bardanae* Niessl, cui affinis, differt peritheciis dein umbilicatis, sporidiis utrinque obtusis &c.

146. **Cucurbitaria Rosæ** Wint. herb. *Cucurbitaria*....  
Hagl. Sph. d. Rose p. 217 fig. 15.

*Hab.* in ramis *Rosæ caninæ* putrescentibus a *Padova*, Martio 1878.

*Obs.* Dubia in hoc genere species. Perithecia enim gregaria, sed subcutanea, ostioloque erumpente papillato donata. Contextus coriaceo-carbonaceus, parenchymaticus, ater. Asci cylindracei, 120  $\approx$  16-18, p. s. 100 lga, breve nodoso-stipitati, apice rotundati, paraphysibus copiosis filiformibus obvallati, octospori; sporidia monosticha v. subdisticha, oblongo-fusoidea, curvula, rectave, 5-7-septato-muriformia, ad septum medium constricta, 20-24  $\approx$  8-10, obscure olivacea. — *Cucurbitaria* Hagl. l. c. differret sporidiis 3-4-septatis, non constrictis, monostichis, an tamen constanter?

## Hypocreaceæ DNtrs.

147. *Nectriella aurea* S. & S. Peritheciis superficialibus hinc inde dense congregatis, nitide aureis, globulosis vix papillatis,  $\frac{1}{8}$ - $\frac{1}{5}$  mill. d. denique collabescendo profunde cupulatis; contextu tenui laxiuscule areolato circa ostiolum radiante; ascis fusoideis facillime difluentibus; sporidiis oblongis v. subfusoideis, rectis, 14-15  $\approx$  4, utrinque obtusiusculis, 2-4-guttulatis, hyalinis (nonnullis e germinatione filigeris visis).

*Hab.* in cortice duriore Ulmi campestris a Conegliano, vère 1878.

*Obs.* Habitu et colore statim dignoscenda. A *Nectriella chrysite* (West.) Sacc. longe diversa.

148. *Nectriella jucundula* S. & S. Peritheciis superficialibus, dense gregariis, minutissimis, nitide cinnabarinis, e globoso conoideis, breve papillatis,  $\frac{1}{8}$ - $\frac{1}{6}$  mill. d.; contextu laxe areolato, rubente; ascis cylindraceo-clavulatis 35-40  $\approx$  5-6, apice obtusiusculis, breve crassiuscule stipitatis, aparaphysatis, octosporis; sporidiis distichis v. oblique monostichis, fusoideis, rectis curvulisve 10-12  $\approx$  2-3, utrinque acutiusculis, plerumque 2-guttulatis, hyalinis.

*Hab.* in culmis putrescentibus Arundinis Donacis a Conegliano, Julio 1878.

*Obs.* A *Nectriella jucunda* (Mtg.) Sacc. Michelia III. 278, sporidiis fusoideis imprimis differre videtur.

149. *Nectria Cucurbitula* (Tode?) Fr. Kunze F. selecti n. 105!

*Hab.* in cortice Abietis excelsæ in sylvâ Cansiglio, aut. 1875-78.

*Obs.* Perithecia globosa, nitida, miniata, breve et obtuse papillata, non collabescens, ergo vix congruentia cum icone 110 Todei F. Mehl., sed perfecte cum specimenibus optimæ Kunzeanæ Mycothecæ — Ascii cylindrici 100-110  $\approx$  6 sub apice constricti, breve stipitati, aparaphysati, octospori; sporidia monosticha oblongo-biconoidea, constricto-1-septata, 15-18  $\approx$  7, 2-4-guttulata, hyalina.



150. *Nectria ditissima* Tul., Sacc. *Michelia* III. 291.

*Hab.* in cortice duriore fagineo in sylva *Cansiglio*, aut. 1876-78.

*Obs.* Perithecia hinc inde late et dense gregaria amœne sanguinea. Sporidia monosticha, oblonga,  $14 \approx 6$ , utrinque obtusiuscula, 1-septata, leniter constricta, hyalina.

### **Dothideaceæ** *Nke.*

151. *Phyllachora sylvatica* S. & S. Stromatibus ovatis oblongisve brevibus,  $\frac{1}{2}-\frac{3}{4}$  mill. longis, tumidulis, atrofulgineis, subcoriaceis; nucleis globulosis laxiusculis, ostioli 25 micr. diam. cellulis radiantibus pallidis extracto; ascis cylindraceo-clavatis, breve noduloso-stipitatis,  $90-95 \approx 15$ , paraphysibus filiformibus guttulis obvallatis, octosporis; sporidiis subdistichis ovato-oblongis, quandoque inæquilateralibus,  $17-18 \approx 8$ , utrinque obtusiusculis, granulosis guttulisve, hyalinis.

*Hab.* in foliis vivis *Festucæ* duriusculæ in sylva *Cansiglio*, Aug. 1878.

*Obs.* A *Ph. Bromi* Fckl. sporidiis oblongis, multo longioribus, a *Ph. Agrostis* Fckl. sporidiis continuis brevioribusque distinguenda.

### **Lophiostomeæ** *Sacc.* (*Mich.* III. 337)

152. *Schizostoma querceti* S. & S. Peritheciis globulosis (in corticis libro) immersis v. semiimmersis,  $\frac{1}{3}$  mill. d. nigris, subcarbonaceis, ostiolo minuto, compresso; ascis cylindraceis,  $110-130 \approx 12$ , brevissime noduloso-stipitatis, apice, lumine coarctato, obtusatis, paraphysibus filiformibus obvallatis, octosporis; sporidiis recte v. oblique monostichis, biconico-oblongis, constricto-1-septatis,  $24-28 \approx 8-10$ , pluri-guttulatis, hyalinis.

*Hab.* in cortice quercino prope *Conegliano*, vere 1878.

*Obs.* I. A *Schiz. vicino* Sacc. F. it. fig. 239 sporidiis jugiter hyalinis visis et peritheciis dimidio minoribus differt.

*Obs.* II. Inter Lophiostomeos quos cl. de Thümen egregio C. Spegazzinio examinandos benevole tradidit, species pulcherrima adest, quæ sub falso nom. *Sphaeria macrostomæ* e collectione beati Desmazieres sub num. 622, 1205 et 1272 provenit. Hæc jure meritoque *Loph. Desmazierii* nomine salutanda et sic definienda.

153. **Lophiostoma Desmazierii** S. & S. Peritheciis gregariis ligno v. cortice penitus infossis v. semiimmersis globulosis,  $\frac{1}{4}$ - $\frac{1}{3}$  mill. diam., carbonaceis, nigris, ostiolo anguste lineari, truncato; ascis cylindraceutis, 170-180  $\approx$  15, apice, lumine obsolete 1-foveolato, rotundatis breve stipitatis, paraphysibus filiformibus obvallatis, octosporis; sporidiis oblique monostichis oblongo-fusoideis, 35-40  $\approx$  10-12, 3-septatis, ad septum medium constrictis, ochraceo-fuligineis minute dense verruculosi stratoque hyalino obvolutis.

*Hab.* in ramulis Rhamni cathartici ad *S<sup>te</sup>. Lucie* (Gallia) et ramulis Aceris campestris ad *Courtrai* (Belgia).

*Obs.* Species sporidiis constanter muriculatis et mucosis nobilissima.

154. **Lophiotrema Thümenianum** (Speg.) Sacc. Mich. III. 338. *Lophiost. Thümenianum* Speg. in Thüm. Pilze d. Weinst. p. 119 f. I. fig. 19. et Ampel. ital. n. 33.

*Hab.* in sarmentis emortuis *Vitis viniferæ* a *Conegliano*, aut. 1877.

*Obs.* Asci clavato-cylindraceuti, 150-180  $\approx$  20, paraphysati, octospori. Sporidia elongato-fusoidea, curvula 60-65  $\approx$  10, constricto-9-10-septata, loculis pluriguttulatis, diu hyalina, tandem (senio?) dilute-fuliginea. A *L. alpigeno* Fekl., cui simillimum, differt sporidiis paulo majoribus, senio fuscescentibus, an satis?

155. **Lophiotrema crenatum** (Pers.) Sacc. Mich. III. 338. *Lophiostoma crenatum* (Pers.) Nke.

*Hab.* in ligno decorticato putrescente a *Cerlongo*

(Mantova) ubi legit Com. A. MAGNAGUTI-RONDININI, Apr. 1875.

*Obs.* Perithecia ligno insculpta, ostiolo latissimo, compresso, subcrenato. Asci cylindraceo-clavati, 110  $\approx$  15, paraphysati, octospori; sporidia disticha, fusioidea, recta curvulave, 28  $\approx$  6-7, utrinque attenuata, 4-nucleata, subtiliter 3-septata, hyalina.

156. **Lophiotrema massarioides** Sacc. Peritheciis laxegregariis, cortice nidulantibus, erumpentibusque, globulosis,  $\frac{3}{4}$  mill. diam., ostiolo crassiuscule compresso, truncato, rimoso; ascis cylindraceo-clavatis, 150  $\approx$  18-20, breviuscule noduloso-stipitatis, apice rotundatis, paraphysibus filiformibus asco brevioribus obvallatis, octosporis; sporidiis, distichis, elongato-fusioideis, utrinque acutatis, 45  $\approx$  8-9, strato hyalino obvolutis, rectis v. curvulis, 8-9-cuboideo-nucleatis vel tandem tenuiter septatis, hyalinis.

*Hab.* in ramulis corticatis Ailanthi glandulosæ a *Sermide*, prov. Mantuæ, Majo 1877 (A. MAGNAGUTI-RONDININI).

157. **Lophidium thyridioides** S. & S. Peritheciis laxegregariis ligno superficie late atro-inquinata fere omnino immersis, vix  $\frac{1}{2}$  mill. diam., e globoso-ellipsoideis, carbonaceis, aterrimis, supra obtuse rotundatis, ostiolo lineari vix manifesto denique longe rimose dehiscente; ascis crasse cylindraceis, 140-150  $\approx$  28-30, brevissime incurvo-stipitatis, apice rotundatis, octosporis; sporidiis distichis, cylindraceo-oblongis, 36-40  $\approx$  12-14, rectis v. curvulis, utrinque rotundatis, initio cribrose guttulatibus hyalinis, dein flavidis, tandem distinctissime 10-13-septato-muriformibus, ad septa leniter constrictis, olivaceo-fuscis.

*Hab.* in ramis decorticatis *Quercus sessilifloræ* a *Conegliano*, aut. 1877.

*Obs.* Ob matricem nigrificatam, ostiola obsolete lophiostomoidea, et perithecia immersa ad *Thyridium* e. g. *Rousselianum* S. & S. (F. ital. tab. 319) nonnihil accedit. Ob sporidia grandia et crebre septata ad *Loph. pachysporum* Sacc. (F. ital. tab. 231) vergit,

quod vero ostiolis majusculis et perfectis præ ceteris statim dignoscitur.

### Hysteriaceæ Cda.

158. *Glonium pygmæum* Karst. Fenn. II. 239.

*Hab.* in ligno emortuo *Thujæ orientalis* a *Selva*, Oct. 1878.

*Obs.* Perithecia nudo oculo vix perspicenda, ovato-oblonga, vix  $\frac{1}{10}$  mill. longa, rimulâ latiusculâ percursa. Asci crasse clavato-obovati, 40-50  $\approx$  18-25, sessiles, apice tunica crassa semiperforata, obtusissimi; aparaphysati, octospori; sporidia tristicha-conglobata, oblongo-didyma, 10-11  $\approx$  4-5, rarius 15  $\approx$  6, medio constricta, hyalina.

159. *Hysterographium grammodes* (DNtrs) Sacc. M. V. n. 1279. *Hysterium grammodes* DNtrs. Pir. ister. pag. 20. Cfr. *Michelia* I. pag. 55.

*Hab.* in ligno decorticato *Oleæ europææ* in colibus Euganeis et *di Conegliano*, 1876-78.

*Obs.* Etsi peritheciis minusculis verum *Hysterographium*, fructificatione *Hysterogr. viticolo* (C. & P.) Rehm affine. Asci cylindranei v. cylindraneo-clavati, 90-100  $\approx$  15-18, stipite noduloso 20-40 lgo suffulti, paraphysati, octospori. Sporidia disticha v. pro parte monosticha obovata, 3-5-septato-muriformia, medio constricta, utrinque obtusa, 20-24  $\approx$  9-10, rufo-fuliginea. Dantur species ut hæc, nec non *Anthostomella appendiculosa*, quæ propriis et sepositis locis præbent individua externa facie typicis simillima, sed intus constanter sporidiis hyalinis aliterque formatis foeta. *Hysterographio* huic respondet ut (Mich. l. c.) monui, *Hysterium australe* Duby (Sacc. F. V. Ser. IV. 26), dum citatæ *Anthostomellæ* respondet *Rebentischia mea appendiculosa* (F. Ven. Ser. V. 177). De quibus observandum (et sane mirum) quod et in exemplaribus maturescentibus sporidia quoque immatura sæpe reperiantur, sed hæc semper aliqua nota differunt ab



iis, quæ jugiter immatura manent. Sic in *Rebentischia* nunc memorata sporidia appendicula eximie rostriformi et facile secedente utuntur, qualia in *Anthostomella* immatura neutiquam observavi. Ex quibus observationibus deduci posse videtur quod aut locus vim organorum modificandæ evolutionis possideat, aut præfata individua (etsi habitu simillima) species sistant diversas.

160. **Hysterium pulicare** Pers. Sacc. Mycol. Ven. p. 158. \* **H. fruticum**. Peritheciis superficialibus oblongo-cylindræis elevatis, utrinque rotundatis, 1 mill. circ. lgs et  $\frac{1}{2}$  cr., carbonaceis, nitentibus, rimula tenuissima percursis; ascis cylindræis, brevissime stipitatis, 60-70  $\approx$  12-15, apice rotundatis, paraphysibus filiformibus subcoalescentibus obvallatis, octosporis; sporidiis distichis, elongato-fusoideis, curvulis, 20-22  $\approx$  6-7, utrinque obtusiusculis, 3-septatis, ad septa contractis, 4-guttulatis, totis dilute fuliginæis.

*Hab.* in ramulis decorticatis Callunæ vulgaris a Conegliano, Oct. 1877 (SPEGAZZINI).

*Obs.* Ab *Hysterio Callunæ* Cr., *H. pullo* DNtrs et *H. orygmæo* Duby (æque in Ericis parasiticis) longe differt. Multo magis ad *H. pulicare* Pers. et *H. angustatum* A. S. accedit.

161. **Hysterium pulicare** Pers. \***H. vulgare** DNtrs. Pir. ister. p. 18. *H. pulicare* Cda Ic. fung. V. t. IX fig. 61. *H. angustatum* pl. auct., non A. S.

*Hab.* in cortice duriore Esculi Hippocastani a Padova, Martio 1878.

*Obs.* A typo peritheciis minoribus, magis depressis, levioribus differt; ab *H. angustato* A. S. (*Michelia* I. 55) sporidiis majoribus &c.

162. **Hysterium** (*Gloniopsis*) **microthecium** S. & S. Peritheciis hinc inde in partibus matricis dealbatis gregariis, parallelis, innato-erumpentibus anguste linearibus  $\frac{1}{2}$ - $\frac{3}{4}$  mill. longis,  $\frac{1}{10}$  mill. crassis, rimula percursis; contextu cellulari atrocyaneo, molliusculo; ascis fasciculatis, oblongis v. obpyriformibus nunc 20  $\approx$  15, nunc 30  $\approx$  10, brevissime stipitatis, apice tunica incrassata rotundatis, aparamphysatis, octosporis; spo-

ridiis di- vel tristichis oblongis v. subclavulatis, utrinque obtusiusculis, 12-15  $\approx$  4-5, rectis v. vix inæquilateralibus, initio 4-nucleatis, dein 3-septatis non v. vix constrictis, hyalinis.

*Hab.* in culmis induratis Arundinis Donacis vites sustinentes a *Conegliano*, Maio 1878.

*Obs.* Ab *H. minimo* Sacc. et *H. Moliniae* DNtrs. quibus affine, differt matrice conspicue albo-maculata a primo insuper paraphysibus nullis, sporidiis vix constrictis, ab altero ascis sporidiisque minoribus &c.

163. **Lophodermium Pinastri** (Schrad.) Chév. Duby Hyster. p. 46.-f. **Abietis excelsæ**.

*Hab.* in ejusdem acubus languidis in Monte *Spinale* prope *Campiglio* in agro Tridentino, Aug. 1876 (Com. A. MAGNAGUTI-RONDININI).

*Obs.* Ascii cylindraceo-fusoidei, subsessiles, 110  $\approx$  15, paraphysibus bacillaribus obvallati, octospori. Sporidia bacillaria, 100  $\approx$  1- $\frac{1}{2}$ , sæpe apice curvula obtusa, pluriguttulata, hyalina.

164. **Mytilidion aggregatum** (Fr.) Duby Hyst. p. 22. t. 1. fig. 3.

*Hab.* ad truncos putres decorticatos Pini Strobi a *Conegliano*, aut. 1877 (SPEGAZZINI).

*Obs.* Perithecia hinc inde aggregata, mytiliformia, vix  $\frac{1}{2}$  mill. lga carbonacea, basi setulis rigidulis fuliginis (constanter?) cincta. Ascii cylindracei breve stipitati 120-130  $\approx$  10, apice obtusati, octospori. Sporidia submonosticha initio subdidyma, dein fusoidea, 20-24  $\approx$  6-7, 3-septata, ad septum medium leniter constricta olivaceo-fuliginea, quandoque loculis extimis pallidioribus — Descriptio et icon Dubyi l. c., etsi non perfecte congruant, non obstant.

165. **Mytilidion decipiens** (Karst.) Sacc. Michel. I. p. 55. \* **Conorum**.

*Hab.* in squamis strobilorum Abietis excelsæ a *Conegliano*, aut. 1877 (SPEGAZZINI).

*Obs.* A typo vix differt ascis angustioribus (nempe 100  $\approx$  7) sporidiis pariter angustioribus (nempe 20  $\approx$  4) 3-septatis, vix constrictis, subolivaceis.

## Elaphomycetæ Tul.

166. *Elaphomyces anthracinus* Vitt. Monogr. Tuber. p. 66 t. III. fig. 8. et Lycoperd. ital. p. 206.

*Hab.* in terra calcareo-sabulosa detritis quercinis immixta subsuperficialis in sylvula comitis *Giustiniani* prope *Conegliano*, æstate 1878 (SPEGAZZINI).

*Obs.* Odore Rhaphani acutissimo nec non cortice levi nigro species statim dignoscenda et soli *E. pyri-formi* Vitt. affinis. Sporidia globosa 20 micr. d. fuligineo-ochracea, levia episporio denique atro subcarbonaceo frustulatim secedente. Flocci hyalini, septulati.

167. *Elaphomyces decipiens* Vitt. Monogr. Tuber. p. 68. Lycop. p. 219 t. III. fig. 4. Saurm. D. C. F. t. 11.

*Hab.* in terra sabuloso-calcarea nuda in sylvula quercina *Giustinian* prope *Conegliano*, vere 1878 (SPEGAZZINI).

*Obs.* I. Cortex flavo-rufescens, dein nigricans, minutissime tuberculatus, tuberculis applanatis; peridii caro brunneo-fusca corticem versus maculis albis majusculis variegata, gleba aterrima; asci 3-4-spori; sporidia globosa 18-28 micr. d. primo levia fuliginea, episporio dein frustulatim secedente atro exasperata. Odor funginus levis.

*Obs.* II. Cl. SPEGAZZINI in eadem sylvula *Giustinian* in *El. decipientis* societate magna manu legit quoque *Elaphomycetem variegatum* Vitt. Monogr. Tub. p. 68 t. IV. f. 4. Sacc. F. V. ser. I. 134 et M. V. Cent. XIV. In hoc cortex nitide flavicans, exquisite et majuscule tuberculatus, tuberculis tri-pentagonis vertice obtuse acutato; peridii caro crassiuscula fusco-rubescens, ubique reticulatim albido-variegata; gleba atro-coffeicolor; asci 2-3-spori; sporidia globosa, 16-22 micr. d. primo levia fuliginea, episporio dein frustulatim secedente atro exasperata. Odor fungi intensissimus urine felinæ. Hujus speciei varietas *fuscescens* ibidem lecta peridiis minoribus minutius tuber-

culatis obscurius coloratis, sporidiis episporio initio evidentius radiatim striatulo a typo dignoscitur.

168. *Elaphomyces Persoonii* Vitt. *Tuber.* p. 70. t. IV. fig. 18.

*Hab.* in humo ad profund. 3-7 cent. inter radices quercuum in sylva *Giustinian* prope *Conegliano*, vere 1878 (SPEGAZZINI).

*Obs.* Cortex niger distincte tuberculatus; peridii caro albido-rufescens, gleba atro-virens. Sporidia globosa 22-28 micr. diam., fuliginea, crassiuscule tunicata eximie reticulata. Odor funginus.

169. *Cenococcum geophilum* Fr. S. M. III. 66.

*Hab.* inter radices muscorum a *Bresseo* (Euganei). Febr. 1877 et a *Conegliano*, Martio 1877 (SPEGAZZINI).

*Obs.* Peridiola speciminum Euganeorum intus cava, coneglanensium e contra nucleo proprio cellulari atro farcta.

### Discomycetæ Fr.

170. *Blitridium hiascens* (B. & C.) Sacc. *Hysterium hiascens* B. & C. in Grev. IV. p. II. *Triblidium hiascens* Cooke in Grev. IV. 182. t. 67. fig 6. Non *Hysterographium hiascens* Rehm *Ascom.* n. 314, quod verum *Hysterographium* videtur.

*Hab.* in cortice duriore quercuum in silva *Montello*, socio *Hysterio pulicare* Pers., Aug. 1877.

*Obs.* *Ascomata* patellaria, sessilia, coriaceo-carbonacea, tota nigra vix  $\frac{3}{4}$  mill. diam. margine acutiusculo, nunc hysteriiformiter laxè connivente, nunc expanso lecanidiaceo. Asci clavati, 120-140  $\approx$  25-28, breve crasse stipitati, apice lumine initio subangustato, rotundati, paraphysibus filiformibus, simplicibus furcatisve, apice materie atrocærulea coalescentibus, obvallati, 4-6-8-spори, sed typice 8-spори. Sporidia oblonga, subdisticha, 30-35  $\approx$  18, utrinque rotundata, recta v. curvula initio cribrose guttata dein 7-8-se-



ptato-muriformia, ad septa non v. vix constricta, ochraceo-fuliginea.

171. *Embolus Clavus* S. & S. Gregarius v. sparsus totus niger; ascomatibus obconico-lenticularibus, planis v. convexulis, non v. vix marginatis  $\frac{1}{3}$ - $\frac{2}{5}$  mill. diam., stipite cylindraceo  $\frac{3}{4}$  mill. longo atro fultis; contextu excipuli minute parenchymatico, subcoriaceo, stipitis prosenchymatico fibroso; ascis cylindraceis, 70-85  $\approx$  5-6 $\frac{1}{2}$ , breve stipitatis, apice tunica integra truncatis, pseudoparaphysibus filiformibus obvallatis, octosporis; sporidiis recte v. oblique monostichis oblongo-ellipsoideis, 12-15  $\approx$  5, olivaceo-fuligineis.

*Hab.* in ligno putrescente decorticato *Castaneæ vescæ a S. Polo*, Oct. 1877.

*Obs.* Thallus prorsus nullus. Ab *Embolo ochreato* DNtrs, Sacc. F. V. ser. IV. p. 28. ascis sporidiisque duplo longioribus recedit.

**EMBOLIDIUM** Sacc. nov. gen. Ascoma prorsus *Emboli*. Asci paraphysati, octospori. Sporidia *didyma* fusca.

172. *Embolidium italicum* S. & S. Ascomatibus gregariis in ligno dealbato superficialibus, totis nigris, lenticularibus, convexulis,  $\frac{1}{4}$  mill. latis, stipite filiformi vix 1 mill. ligo nigro fultis; stipitis contextu prosenchymatico, excipuli parenchymatico fuligineo, subcoriaceo; ascis cylindricis brevissime stipitatis, 58-62  $\approx$  4 $\frac{1}{2}$ -5, apice abrupte obtusiuscule attenuatis, tunica incrassata, paraphysibus filiformibus obvallatis, octosporis; sporidiis monostichis ovato-oblongis, 7-8  $\approx$  3-4, 1-septatis leniter constrictis, primo dilute olivaceis, dein olivaceo-fuligineis.

*Hab.* in ligno fagineo indurato in sylva *Cansiglio*, Aug. 1878.

173. *Tympanis amphibola* (Mass.) Karst. Mycol. Fenn. I. 230. *Pragmopora amphibola* Mass., *Cenangium sphaeroides* Niessl herb.

*Hab.* ad corticem Pini sylvestris a *Susegana*, Aug. 1878.

*Obs.* Ascomata erumpenti-superficialia, lecanidiacea, nigra. Asci cylindracco-clavati, brevissime stipitati,

apice tunica integra, rotundati, 70-75  $\times$  8-10, paraphysibusasco longioribus sursum paulum incrassatis guttulatis obvallati, 8spori. Sporidia disticha v. oblique monosticha, fusoidea utrinque acutiuscula, 18-20  $\times$  3 $\frac{1}{2}$ -4 $\frac{1}{2}$ , 3-septata leniter curvula, hyalina.

174. *Cenangium ferruginosum* Fr. Kx. Flandr. I. 472. Karst. Fenn. I. 221.

*Hab.* in ramulis emortuis Pini sylvestris  $\alpha$  *Susegana*, vere 1877.

*Obs.* Ascomata ob senectutem nigra et deterosa observata. Asci clavati, breve stipitati 70-80  $\times$  14-15, apice rotundati, paraphysibus virescentibus, filiformi-clavatis obvallatis, octosporis; sporidiis ellipsoideis, 12-14  $\times$  5-6, 2-guttulatis hyalinis.

175. *Cenangium pithyum* (Fr.) Fekl. Symb. mycol. p. 269.

*Hab.* in ramulis corticatis emortuis Abietis in sylva *Cansiglio*, Aug. 1878 (SPEGAZZINI).

*Obs.* Asci cylindraceo-clavati 100  $\times$  18, paraphysibus bacillaribus obvallati, sporidiis spermatioideis curvulis 3  $\times$   $\frac{1}{2}$  inaequalibus hyalinis fareti. Ascomata hinc inde aggregata, atronitentia.

- \*C. *juniperinum*: asci 80-90  $\times$  10-11, ceterum typo similes, aequaliter paraphysati et myriospori. Ascomata similia, v. paulo majora, opace nigra.

*Hab.* in cortice trunci Juniperi communis in sylva *Cansiglio*, Aug. 1878.

176. *Pezicula rhabarbarina* (Berk.) Tul. III. 183. Fekl. Symb. 278. *Patellaria rhabarbarina* Cke Hndb. p. 717. ubi synonyma.

*Hab.* in sarmentis putrescentibus Rubi fruticosi in collibus Euganeis, vere 1878.

*Obs.* Asci cylindraceo-clavati, breve crasseque stipitati, 110  $\times$  18, paraphysibus filiformibus apice subincrassatis obvallati, octospori; sporidia oblongo-cylindracea, utrinque rotundata, 18-20  $\times$  6-7, curvula, granulosa, hyalina. Ascomata patellulata, flavo-fulva, pilis clavulatis flavis adspersa.

177. *Trochila Populorum* Dmz. Exs. III. 451.

*Hab.* in pagina inferiore foliorum Populi pubescentis a Conegliano, Majo 1877. (SPEGAZZINI).

*Obs.* Ascomata discoidea, atra, erumpentia, minuta. Asci clavati, 70–80  $\approx$  15, breve stipitati, apice, tunica integra, obtusiusculi, paraphysibus bacillaribus obvallati, 8spori. Sporidia disticha, oblongo-ellipsoidea, 12–15  $\times$  5–6, utrinque subrotundata, 2-guttata, hyalina.

178. **Trochila prominula** S. & S. Ascomatibus laxe gregariis, innatis, dein, epidermide operculatim disrupta, erumpenti-prominulis, patellulatis, concaviusculis, atris,  $\frac{1}{5}$  mill. diam., margine rectiusculo; excipuli contextu laxe parenchymatico, fuligineo; ascis clavatis, 65–70  $\approx$  10–12, breve sensim stipitatis, apice obtusatis, paraphysibus filiformibus apice subincrassatis, obvallatis, octosporis; sporidiis distichis, ovoideo-sub-oblongis, 18–20  $\times$  6, utrinque obtusiusculis rectis curvulisve, crasse 2-guttatis, hyalinis.

*Hab.* in foliis Juniperi Sabinæ v. affinis emortuis a Conegliano, æstate 1877. (SPEGAZZINI).

179. **Trochila diminuens** Karst. Mycol. Fenn. I. 248.  
\***T. crastophila.**

*Hab.* in foliis languidis Moliniæ cæruleæ a Conegliano, Junio 1878.

*Obs.* Ascomata orbiculari-ellipsoidea, innata et epidermide diu velata, nigricantia  $\frac{1}{4}$  mill. longa; asci fusideo-elongati 55–60  $\approx$  10 brevissime stipitati, paraphysibus bacillaribus, septulatis 65–70  $\approx$  4–5, apice clavula crassiuscula terminatis obvallatis, octospori; sporidia disticha, cylindræa, utrinque obtusiuscula 16–18  $\times$  3–4, crasse 2-guttata, hyalina. A typo præcipue ascomatibus margine integris nec laceris distingui videtur. — *Micropeziza subrelata* Rehm habitu huic affinis videtur, sed ascos ejus reperire non potui in exemplaribus Rehmianis.

180. **Stegia dumeti** S. & S. Ascomatibus disciformibus, immersis dein epidermide operculatim disrupta parum emergentibus, subcinereis, margine denique paululum elevato pallidiore, ascis cylindræo-clavatis 50–60  $\approx$  7–8, breve stipitatis, initio apice cuspidatis, mox cu-

spide amissa, obtusiusculis, pseudoparaphysibus cylindraceo-cuspidatis obvallatis; sporidiis octonis (an quandoque pluribus?) cylindraceis, 6-7  $\approx$  1, rectiusculis, utrinque obtusiusculis, hyalinis.

*Hab.* in sarmentis emortuis Rubi fruticosi a Conegliano, vere 1877. (SPEGAZZINI).

*Obs.* Ob epidermidem supra ascomata circulariter scissam nec non ob fabricam ascomatis generi *Stegia* adscribenda species, etsi ramulicola.

181. *Nævia lætissima* (Ces.) Fekl. Symb. mycol. pag. 249.

*Hab.* in caulibus ramisque emortuis Equiseti palustris a Conegliano, vere 1877. (SPEGAZZINI).

*Obs.* Asci immaturi cylindraceo-clavati breve stipitati, 80  $\approx$  8, paraphysati. Sporidia non vidi. Ascomata minuta, patellaria, erumpentia, miniata, diaphana.

182. *Propolis faginea* (Schrad.) Karst. Fenn. I. 244 f. *strobilina* Dmz. — f. *cinerascens* (Pers.) — f. *nivea* Fr. (= *P. versicolor* Fr. f. *nivea* Cfr. Mich. I. 61).

*Hab.* prior in squamis strobilorum Pini sylvestris a Susegana, Aug. 1877, altera in ramulis salicinis a Montebelluna, Aug. 1877. (SPEGAZZINI).

183. *Stictis minima* S. & S. Ascomatibus immersis, minimis, vix  $\frac{1}{10}$ - $\frac{1}{8}$  mill. diam., margine exiguo integro albicante, excipulo laxo parenchymatico fuscidulo matricem circum circa breve atroinquinante, disco infosso, dilutissime roseo; ascis cylindricis, 160-190  $\approx$  5-6  $\frac{1}{2}$ , breve stipitatis, paraphysibus filiformibus obvallatis, octosporis; sporidiis asci longitudine, filiformibus 1 micr. cr. continuis, hyalinis.

*Hab.* in caule putrescente Lamii Orvalæ a Conegliano, vere 1877.

*Obs.* I. A speciebus affinibus minutie et excipuli fabricâ distincta species videtur.

*Obs.* II. Egr. C. SPEGAZZINI in collibus Euganeis prope Bressò, Febr. 1878 legit bene evolutam *Stictidem Pupalam* Fr. (Mich. I, 61) f. *Fraxini Orni*: ascomatibus immersis, denique urceolatis, intus nigricantibus, mar-



gine prominulo griseo subpruinoso; ascis cylindricis 150–180  $\approx$  8, paraphysatis, octosporis; sporidiis filiformibus ascum subaequantibus obsolete septatis, hyalinis.

184. *Stictis arundinacea* Pers. Mycol. eur. I. 336.  
*Schmitzomyia arundinacea* (Pers.) Karst. Fenn. I. 239.

*Hab.* in culmis putrescentibus *Andropogonis Ischæmi a Selva et a Conegliano*, Sept. 1877.

*Obs.* Ascomata demum emergentia, margine et extus albido-furfuracea, disco concaviusculo, sordido v. nigricante. Asci cylindrici 200  $\approx$  6–7, copiosissime paraphysati, apice obtusati. Sporidia ascum subaequantia filiformia, 1  $\frac{1}{2}$  micr. crass., hyalina.

185. *Schizoxylon æruginosum* Fckl. Symb. mycol. 251.

*Hab.* in ramulis *Robiniae Pseudacaciae putridis a Conegliano*, aestate 1878 (C. SPEGAZZINI).

*Obs.* Ascomata erumpentia, disciformia, cortice laciniatim fissis cincta, viridi-æruginea, margine albicante. Asci cylindræci, apice rotundati, breve stipitati 150–180  $\approx$  8–10, paraphysibus filiformibus obvallati, octospori. Sporidia filiformia mox in articulos cylindræcos utrinque obtusos, minute 1–2-guttulatos, longitudine varios (4–12  $\approx$  2–3) hyalinos dilabentia.

186. (\*) *Pyrenopeziza? castanea* Sacc. Ascomatibus gregariis superficialibus, sessilibus,  $\frac{1}{3}$ – $\frac{1}{2}$  mill. diam., concavis, obtuse marginatis siccis non contractis, hyphis repentibus basi cinctis, excipuli contextu parenchymatico ad marginem prosenchymatico; ascis cylindræco-clavatis, breve stipitatis, 70–80  $\approx$  9–10, apice rotundatis, paraphysibus filiformibus obvallatis, octosporis; sporidiis distichis fusoides rectis, curvulisve 15  $\approx$  4, (spuriæ?) 1-septatis, non constrictis, hyalinis.

*Hab.* in ligno decorticato putrescente *Castaneae vescae in Euganeis a Bressè*, Martio 1878.

*Obs.* Ob sporidia 1-septata, hyphulis circa ascomata &c. statim dignoscitur, at vix huic generi spectat.

(\*) Genera Pezizearum hucusque ut plurimum ad normam Fuckelii admisi: in tribus vero generali revisione, quae in mente est, non parum reformanda et reducenda fore videntur.

187. *Pyrenopeziza pusilla* S. & S. Ascomatibus gregariis, initio epidermide subvelatis, sphaeroideis, dein semierumpentibus, scutellaribus, vix  $\frac{1}{4}$  mill. diam., ubique atris; parce hiantibus; contextu excipuli minute parenchymatico, circa marginem prosenchymatico olivaceo-fuligineo; ascis subclavatis, breve stipitatis, 55–65  $\approx$  7, obsolete paraphysatis, octosporis; sporidiis oblique monostichis ovato-oblongis, 8–10  $\approx$  3  $\frac{1}{2}$ –4  $\frac{1}{2}$ , guttulatis, hyalinis.

*Hab.* in caule emortuo *Menthae a Conegliano*, aut. 1877.

*Obs.* Affinis *P. Gentianae* (Pers.) Fekl. sed matrix non nigrificata &c.

188. *Pyrenopeziza Rubi* (DNtrs.) Rehm, *Mollisia atrata* \* *Rubi* Karst. *Trochila Rubi* DNtrs.

*Hab.* in sarmentis *Rubi fruticosi* putrescentibus a *Conegliano*, aut. 1877. (SPEGAZZINI).

*Obs.* Excipuli contextus parenchymaticus, ad marginem breve prosenchymaticus totus fuligineo-ater, cellulis nonnullis prominentibus et saturatoribus. Asci clavato-cylindranei, 40  $\approx$  7, paraphysibus bacillaribus obvallati, octospori; sporidia disticha oblongo-cylindranea, 8–10  $\approx$  1  $\frac{1}{2}$ , hyalina. Ascumata demum tota atra et sicca varie complicata.

189. *Pyrenopeziza Plantaginis* Fekl. Symb. mycol. p. 294.

*Hab.* in foliis scapisque *Plantaginis lanceolatae* putrescentibus a *Conegliano*, aestate 1878. (SPEGAZZINI).

*Obs.* Asci cylindranei breve stipitati, 35–40  $\approx$  7–8, octospori; sporidia disticha, fusioidea, 12–15  $\approx$  4, 2-guttulata, granulosaque, hyalina — *P. atratae* affinis.

190. *Pyrenopeziza acicola* S. & S. Ascomatibus sparsis erumpenti-superficialibus, totis atris, duriusculis,  $\frac{1}{4}$  mill. d. concaviusculis; contextu obsolete celluloso, ad marginem radiante ochraceo; ascis cylindricis brevissime stipitatis, paraphysatis, 40–45  $\approx$  6, octosporis; sporidiis oblique monostichis bacillari-clavulatis, 7–8  $\frac{1}{2}$   $\approx$  1–1  $\frac{1}{2}$ , curvulis, hyalinis.

*Hab.* in acubus putridis Pini sylvestris, a *Susegana*, Jan. 1878.

**PIROTTÆA** Sacc. nov. gen. \*). Ascomata superficialia v. erumpenti-superficialia, sessilia, scutellata, subcarbonacea, nigra, setulis rigidis vestita. Asci octospori, sporidiis oblongatis, continuis hyalinis. — Habitus *Pyrenopezizæ* sed ascoma setigerum.

191. **Pirottæa Veneta** S. & S. Ascomatibus subsuperficialibus, gregariis, scutellatis, sessilibus,  $\frac{1}{6}$ - $\frac{1}{5}$  mill. diam., aterrimis, in sicco subclausis, setulis cuspidatis, 40-50  $\approx$  5, parce septatis, obscure fuliginis (ad marginem crebrioribus) vestitis; excipuli contextu distincte parenchymatico, atro, cellulis facile secedentibus; ascis cylindraco-clavatis, 40-45  $\approx$  8, apice obtusiusculis, subsessilibus, paraphysibus bacillaribus obvallatis, octosporis; sporidiis cylindracois, utrinque rotundatis, 14-15  $\approx$  2-2  $\frac{1}{2}$ , 2-guttulatis, hyalinis.

*Hab.* in caule, rarius foliis emortuis *Hellebori viridis* a *Conegliano*, vere 1878.

192. **Niptera melaleuca** (Fr.) Fekl. Sacc. F. V. Ser. IV. 31. \***N. echinicola**. Ascomatibus adnato-sessilibus, gregariis,  $\frac{1}{2}$ - $\frac{1}{3}$  mill. diam., concavis, fuscis, disco margineque pallidioribus; excipuli contextu parenchymatico, ad marginem prosenchymatico fuligineo; ascis cylindraco-clavatis, 50-60  $\approx$  7-8, breviter stipitatis, apice rotundatis, paraphysatis, octosporis; sporidiis distichis, v. oblique monostichis, 8-10  $\approx$  2-3, clavulatis v. sub-fusoideis, brevissime curvis, hyalinis.

*Hab.* in spinis capsularum putrescentium *Castaneæ vescæ*, Aug. 1877, a *Susegana* (SPEGAZZINI).

193. **Niptera cinerea** (Batsch) Fekl. Sacc. Mycol. Ven. 162.

Plures formas, forte specificè distinguendas observavi:

- a. *luteola*: ascomatibus griseis  $\frac{3}{4}$  mill. diam. margine undulato, disco amœne cerino; ascis clavulatis 25-35  $\approx$  4-5; sporidia oblongo-cylindracoa, 2-guttulata, 5-

(\*) Novum genus egregio mycologo et amico optimo Doct. R. PIROTTA in Universitate Ticinensi adjuncto dicatum.

- 6 = 1-1  $\frac{1}{4}$ . — In ramis decorticatis Castaneæ vescae, a *Conegliano*, aut. 1877 (SPEGAZZINI).
- b. *grisella*: ascomatibus minutis, depressis  $\frac{1}{3}$  mill. diam., griseis, disco pallidiore; ascis clavulatis 40-45  $\approx$  4; sporidia cylindræa, 9-10  $\approx$  1  $\frac{1}{4}$ -2, 2-guttulata, recta. — In caulibus Eupatorii cannabini, a *Conegliano*, Majo 1877. (SPEGAZZINI).
- c. *culmina*: ascomatibus depressis  $\frac{1}{2}$  mill. diam., aquose albidis extus fuscidulis; ascis cylindræo-clavulatis, 35-45  $\approx$  3  $\frac{1}{2}$ -4; sporidiis cylindræis, curvulis, 5-6  $\approx$  1  $\frac{1}{2}$ . — In culmis putrescentibus Triticorum a *Selva*, aut. 1877.
- d. *donacina*: ascomatibus depressis  $\frac{1}{2}$  mill. diam., sordide albis, extus nigricantibus; ascis clavatis, 40  $\approx$  5  $\frac{1}{2}$ ; sporidiis cylindræis curvulis, 10  $\approx$  1  $\frac{1}{2}$ , 2-guttatis — In culmis Arundinis Donacis putrescentibus a *Conegliano*, aut. 1877 (SPEGAZZINI).
- e. *caricina*: ascomatibus depressis  $\frac{1}{3}$  mill. diam. cinereo-albis, extus fusciscentibus; ascis clavato-fusoideis 55-60  $\approx$  5; sporidiis fusoideo-cylindræis, 10-12  $\approx$  1  $\frac{1}{2}$ -2, 2-nucleatis, curvulis. — In foliis Caricis glaucæ a *Susejana*, Aug. 1877 (SPEGAZZINI).
- f. *olivascens*: ascomatibus depressis, undulatis, fusciscentibus, disco atro-olivaceo; ascis cylindræo-clavatis, 60  $\approx$  5; sporidiis cylindræo-fusoideis, 8-10  $\approx$  2-2  $\frac{1}{2}$ , subinæquilateralibus — In ligno putri quercino in Sylva Montello, Aug. 1874.
- g. *macrosperma*: ascomatibus griseo-fuscis, majusculis; ascis clavatis, 60  $\approx$  10-12, paraphysibus quandoque furcatis obvallatis; sporidiis cylindræis curvatis, 12-14  $\approx$  2-3, 2-nucleatis, hyalinis.

*Hab.* in ligno putri a *Padova*, Dec. 1872, socio *Nematogonio aurantiaco*.

194. *Niptera stictella* S. & S. Ascomatibus gregariis, initio peridermio velatis dein erumpentibus, denique prorsus superficialibus, scutellatis, undulatis, sessilibus, ceraceis, siccis contortis, disco concaviusculo sordide lutescente; excipuli contextu parenchymatico ad marginem prosenchymatico fuliginco; ascis cylindra-



ceo-clavatis, brevissime noduloso-stipitatis, 55-65  $\approx$  6-7, paraphysibus bacillaribus obvallatis, octosporis; sporidiis oblique monostichis v. distichis, oblongo-cylindraccis, clavulatisve, 8-14  $\approx$  2-3, granulosis, hyalinis.

*Hab.* in ramulis Alni incanæ emortuis, a *Pieve di Soligo*, æstate 1877.

*Obs.* Affinis *Nipteræ cinereæ* a qua imprimis ascomatibus initio tectis statim dignoscitur, et *Stictis* accedit.

195. **Helotium arundinellum** S. & S. Ascomatibus gregariis minutissimis, sessilibus, concaviusculis,  $\frac{1}{6}$  mill. d., pallidis, extus tomentello-furfuraceis, disco sordide luteolo; ascis cylindracco-clavatis, 40  $\approx$  5-6, breve crassiuscule stipitatis, apice obtusiusculis, paraphysibus bacillaribus, guttulatis, octosporis; sporidiis distichis v. oblique monostichis, cylindracco-oblongis utrinque rotundatis, curvulis, 8-10  $\approx$  1 $\frac{1}{2}$ -2, 2-guttulatis, hyalinis.

*Hab.* in vaginis Arundinis Donacis putrescentibus a *Conegliano*, Aug. 1878.

*Obs.* *Hel. micaceo* (Pers.), *II. microspi* Karst., *II. parvulo* (DNtrs.) &c. affine sed notis nonnullis satis diversum.

196. **Helotium papillare** (Bull.) Karst. Mycol. Fenn. pag. 160 *Peziza papillaris* Bull. Champ. t. 467 fig. 1.

*Hab.* in ligno decorticato putri Piri Mali a *Padova*, Dec. 1877.

*Obs.* Ascomata patellaria, sessilia, concaviuscula, albobhyalina, dein straminea, velutina, margine obtuso subgranulato, pilis marginalibus filiformibus, 50  $\approx$  2 $\frac{1}{2}$ , sursum asperalis, dilute ochraceis. Ascii cylindracco-clavati, 60  $\approx$  8, apice obtusiusculi, breve stipitati paraphysati, octospori; sporidia disticha oblongo-clavulata, 10-12  $\approx$  2 $\frac{1}{2}$ -3, deorsum acutata, 2-guttulata, hyalina.

197. **Helotium punctatum** (Grev.) Fr., *Michelia* I. 68. \*robustellum.

*Hab.* in foliis dejectis et arescendo (ob mycelium?)

aurantiaco coloratis quercinis in sylvâ Montello, Oct. 1878.

*Obs.* A typo l. c. descripto ascomatibus majoribus, eximie margine sinuosis, ascis sporidiisque duplo majoribus (nempe primis  $60 \approx 7-8$ , postremis clavulato-bacillaribus  $12-15 \approx 1\frac{1}{4}-1\frac{3}{4}$ ) recedit. Excipuli contextus anguste parenchymaticus, fuscescens ad marginem extusque prosenchymatico-spinulosus, dilutior.

198. *Helotium trabinellum* Karst. Fenn. I. 126.

*Hab.* in ligno putri decorticato a *Conegliano*, Majo 1877 (SPEGAZZINI).

*Obs.* Ascomata breve obconica, disco sub plano, ex incarnato succineo, marginato, extus conspicue pallidiora,  $\frac{1}{2}-\frac{3}{4}$  mill. diam., excipulo prosenchymatico pallido; ascis clavati,  $80-90 \approx 7-8$ , apice rotundati; stipitati, p. s. 60 lga. paraphysibus clavulatis obvallati, octospori; sporidia disticha oblonga v. breve fusioidea, subrecta,  $8-10 \approx 2-3$ , 2-nucleata, spurieque 1-septata, hyalina.

199. *Helotium Cacaliæ* (Fr.) \**H. fumigatum* S. & S.

Ascomatibus gregariis, concavis, stipitatis,  $\frac{1}{2}-\frac{3}{4}$  mill. altis et latis totis fuscescentibus margine in sicco conivente pallidiora, extus levibus v. obsolete striatulo; excipuli contextu prosenchymatico, fuscidulo; ascis cylindraceo-clavatis,  $60 \approx 56$ , apice rotundatis, deorsum acutato-stipitatis, paraphysatis, octosporis; sporidiis distichis, cylindraceis, utrinque obtusiusculis,  $8-9 \approx 1\frac{1}{4}-1\frac{1}{2}$ , rectis v. curvulis, 2-guttulatis, granulosive hyalinis.

*Hab.* in ramulis emortuis Catalpæ syringifoliæ a *Conegliano*, Majo 1877.

*Obs.* *Helotio Cacaliæ* sec. descript. affine videtur. *Peziza fumosa* Fr. Summa pag. 353 e loco forte huic quoque affinis; sed ubi descripta?

200. *Helotium Scutula* (Pers.) Karst. \**epicalamium* Karst. Fenn. I. 111.

*Hab.* in culmis vaginisque graminum majorum a *Conegliano* (SPEGAZZINI) et a *Sermide* prov. di *Mantova* (MAGNAGUTI-RONDININI).

*Obs.* Ascomata tenella, stipite mediocri subtili fulta, pallide lutescentia. Asci cylindraceo-clavati 70-90  $\approx$  10, paraphysati, octospori. Sporidia cylindraceo-fusoida, curvula, 15-18  $\approx$  3-3 $\frac{1}{2}$ , 2-4-guttata, hyalina.

201. **Ciboria firma** (Pers.) Fekl. Symb. p. 312. *Peziza firma* Pers. *Rutstromia firma* (Pers.) Karst. Fenn. I. 108 \***C. macrospora**: ascis majoribus, nempe 150  $\approx$  15-16, clavatis, apice obtusatis, paraphysibus filiformibus sursum incrassatis obvallatis, octosporis; sporidiis majoribus, nempe 25-28  $\approx$  7, oblongo-fusoidis, sæpe curvulis, 2-guttatis, hyalinis.

*Hab.* foliis galbulisque putrescentibus Juniperi communis a *Conegliano*, Aut. 1877 (SPEGAZZINI).

202. **Lachnella macrochæta** Speg. in Thüm Pilz. d. Weinst. p. 78.

*Hab.* in sarmentis emortuis Vitis viniferæ a *Conegliano*, Majo 1877.

*Obs.* Asci cylindracei, 50-55  $\approx$  4 $\frac{1}{2}$ 5 $\frac{1}{4}$ , apice rotundati, paraphysati, octospori; sporidia fusoida utrinque acutiuscula, 7-10  $\approx$  1 $\frac{1}{2}$ -2 $\frac{1}{2}$ , 2-guttulata, hyalina. Ascomata spadiceo-fusca, setulis filiformibus, flexuosis, 100-200  $\approx$  3-4, septatis olivaceo-fuliginis vestita.

203. **Hyalopeziza ciliaris** (Schrad.) Fekl., Sacc. Mich. I. 67. \***H. pulchella**: ascomatibus ut in typo sed disco amœne flavo; setulis asperulis, articulatis, 70-80  $\approx$  5-7; ascis cylindraceo-clavatis 60-70  $\approx$  7-8, paraphysatis, 8sporibus; sporidiis distichis, fusoidis, utrinque acutiusculis 24-27  $\approx$  2-3, 2-guttulatis, hyalinis.

*Hab.* in foliis dejectis quercinis a *Conegliano*, vere 1878 (SPEGAZZINI).

204. **Calloria coccinella** (Somm.) Fr., Sacc. F. V. ser. IV. p. 30.

*Hab.* in ligno carioso stromate quodam nigrificato a *Selva*, aut. 1878.

*Obs.* Ascomata patellulata, tremelloidea,  $\frac{1}{4}$  mill., vix marginata, sanguinea, contextu laxo cellulari, carneo. Asci cylindrici, 35-40  $\approx$  5, breve stipitati, paraphysibus, filiformibus simplicibus, furcatisve apice capitatis

obvallati, octospori. Sporidia ovato-oblonga,  $4-5 \approx 2\frac{1}{2}$ , 2-guttulata, hyalina.

205. *Calloria coccinella* (Somm.) Fr. \**C. delicatula* Karst. Myc. Fenn. p. 98.

*Hab.* in ligno putri carioso in sylva *Cansiglio*, Aug. 1878.

*Obs.* Ascomata typo similia sed paullo majora. Asci et paraphyses quoque similes. Sporidia brevius ovata,  $4-5 \approx 3$ , crassiuscule 2-guttulata, hyalina.

206. *Calloria rubicunda* S. & S. Ascomatibus gregaris, subsuperficialibus, patellato-disciformibus,  $\frac{1}{3}-\frac{1}{2}$  mill. diam. ceraceo-mollibus, disco convexiusculo, minute marginatis, ambitu circulari v. subundulato, amœne et vivide rubicundis, udis nonnihil expallentibus; contextu excipuli tenui laxèque parenchymatico roseo; ascis cylindræco-clavatis, breve crasseque stipitatis,  $38 \approx 7$ , apice rotundatis, paraphysibus bacillaribus obvallatis, octosporis; sporidiis distichis v. inordinatis oblongo-cylindræcis,  $7-10 \approx 1\frac{1}{2}-2$ , subclavulatis, interdum minute 2-guttulatis, hyalinis.

*Hab.* in pagina inferiore foliorum putrescentium *Hellebori viridis a Conegliano*, Aprili 1877.

*Obs.* Habitatione peculiari et colore vivido species prædistincta.

207. *Calloria inflatula* (Karst.) Sacc. *Orbilia inflatula* Karst. Mycol. Fenn. I. 100.

*Hab.* in ligno putri *a Selva*, Oct. 1877.

*Obs.* I. Ascomata patellato-applanata, subtremelloidea, 1 mill. diam., sordide lutescentia, sicca tenui-cartilaginea. Asci cylindræci, subsessiles,  $18-20 \approx 2-3$ , apice obtusi, paraphysibus nullis visis, octospori. Sporidia cylindræca, curvula,  $5-8 \approx \frac{1}{2}-\frac{3}{4}$ , hyalina.

*Obs.* II. *Calloriam chrysocomam* (Bull.) Fr. quam immaturam citavi in F. V. Ser. IV. 31., iterum legit *a Conegliano* cl. SPAGAZZINI aut. 1877 in ramis corticatis *Mori albæ*. In hac ascomata gregaria, superficialia, applanata, subtremelloidea, vix  $\frac{1}{2}$  mill. diam., aurea; asci cylindræci; subsessiles  $40-45 \approx 5$ , apice obtusiusculi, paraphysibus brevibus bacillari-



bus, sursum clavulatis obvallati, octospori; sporidia bacillaria, curvula,  $14-15 \approx \frac{3}{4}-1$ , hyalina. Ab hac specie parum differt *Orbilia luteo-rubella* (Nyl.) Karst. Fenn. I. 101, seu *Peziza luteo-rubella* Nyl. Obs. p. 55.

208. *Calloria succinella* Sacc. Mich. I. 62. — \**C. ra-cheophila* S. & S. Ascomatibus gregariis sessilibus patellari-applanatis vix marginatis, vix  $\frac{1}{2}$  mill. diam., udis subtremellosis, roseo-miniatis, glabris; contextu excipuli laxe et tenui parenchymatico roseo; ascis cylindraceo-clavatis,  $45-50 \approx 5-5\frac{1}{2}$ , apice rotundatis, breve stipitatis, paraphysibus filiformi-clavulatis obvallatis, octosporis; sporidiis cylindraceis, curvulis rectisve, utrinque obtusiusculis,  $10-12 \approx 1\frac{3}{4}-2$ , hyalinis.

*Hab.* in rachide spicæ putrescentis Zeæ Maydis a *Conegliano*, vere 1878.

*Obs.* A typo ascomatibus majoribus rubellis, sporidiis longioribus differt; ab *Orbilia luteo-rubella* (Nyl.) Karst., differt ascomatibus carneo-miniatis, paraphysibus non capitatis, habitatione aliena &c.

209. *Peziza* (Humaria) *theleboloides* A. & S. Lusat. 322 t. 12 f. 4., Cke Mycogr. fig. 151 (ascomata nimis expansa).

*Hab.* in fimo humano a *Conegliano*, vere 1878 (SPEGAZZINI).

*Obs.* Ascomatis setulæ 100-200  $\approx$  20 (in basi), sursum attenuatæ, parce septatæ chlorinæ. Ascii cylindracei, 100-110  $\approx$  10, longiuscule stipitati, paraphysibus filiformibus septulatis, apice leniter incrassatis, 150-180  $\approx$  5, obvallati, 8spori; sporidia monosticha, ovoidæ, 14-16  $\approx$  6-7, hyalina.

210. *Peziza* (Humaria) *Crouani* Cke Mycogr. t. 5 fig. 17. *Crouania miniata* Fekl., *Lamprospora miniata* DNtrs., *Peziza Polytrichi* Karst.

*Hab.* inter muscos in colle Euganeorum *Venda*, vere 1878.

*Obs.* Ascomata duriuscula, patellaria, miniata: cellulæ excipuli marginales cylindraceo-clavatæ, subochraceæ. Ascii cylindrici longissimi 16-17 micr. cr. apice rotundati, paraphysibus bacillari-clavulatis, gra-

nulosis obvallati, octospori; sporidia sphaerica, 15-16 micr. diam., 1-nucleata, tandem areolato-asperula, hyalina.

211. **Peziza** (Humaria) **umbrarum** (Fckl.) Cke Mycogr. fig. 138.

*Hab.* in terra sabulosa uda a *Cansiglio*, aestate 1878 (SPEGAZZINI).

*Obs.* Ascomata scutellata, 2-3 rarius usque 5 mill. diam., rubentia, setulis cuspidatis 150-200  $\approx$  25, 2-3-septatis fuliginis ciliata. Asci cylindrici 250-280  $\approx$  25, p. s. 180 lga, paraphysibus filiformi-clavulatis, flavido-guttulatis obvallati, octospori. Sporidia monosticha ellipsoidea 18-22  $\approx$  12-15, exquisite tuberculata, hyalina.

212. **Peziza** (Aleuria) **carbonaria** A. & S., Cke Mycogr. fig. 284. Rabh. Mycol. Europ. Pez. p. 7. t. 4. fig. 4. Karst. Myc. Fenn. I. p. 4.

*Hab.* in areolis carbonariis in sylva *Cansiglio*, Aug. 1878 (SPEGAZZINI).

*Obs.* Ascomata breve stipitata, intus subcarnea extus pallide flavicans v. subochracea. Asci cylindricei, p. s. 100-120  $\approx$  12, paraphysibus sursum clavulatis flavidis obvallati, 8spori. Sporidia oblique monosticha, ovoidea, 15-18  $\approx$  8-10, 1-guttata, hyalina.

213. **Peziza** (Otidea) **onotica** Pers. Syn. p. 637. Cke Mycogr. t. 210. *Otidea onotica* (Pers.) Fckl. Symb. 329.

*Hab.* ad terram humosam inter acus pineos in sylva *Cansiglio*, Aug. 1878 (SPEGAZZINI).

*Obs.* Asci cylindricei p. s. 80-90  $\approx$  8, stipite 40 lgo, paraphysibus filiformi-clavulatis obvallati, octospori. Sporidia oblongo-ellipsoidea, utrinque rotundata, 10-12  $\approx$  5-6, 2-guttulata, hyalina.

214. **Peziza** (Otidea) **Auricula** (Schäff.) Cke Mycogr. t. 213. *P. leporina* Karst Mycol. Fenn. I. 41 p. p. *P. Auricula* Schäff. Ic. t. 156 p. p.

*Hab.* ad rupes udas in radicibus *Bartramiae* in sylva *Cansiglio*, Aug. 1878 (SPEGAZZINI).

*Obs.* Asci cylindrici 280-300  $\approx$  14, p. s. 150 lga,

paraphysibus filiformi-clavulatis fuscescentibus obvallati, octospori. Sporidia ellipsoidea,  $20-24 \times 12-14$ , utrinque obtuse rotundata, crasse 1-guttata, e fusci-  
dulo hyalina.

215. *Peziza* (*Leucoloma*) *humosa* Fr., Cke Mycogr. tab. 25 (non *Crouania humosa* Fekl. Rhem et Sacc. quae *Peziza Constellatio* Cke Mycogr. tab. 81-82.

*Hab.* in terra sabulosa uda et detritis a *Conegliano*, Aug. 1878 (SPEGAZZINI).

*Obs.* Asci cylindranei  $200 \times 18$ , stipitati, paraphysibus apice clavatis rubro-granulosis obvallati, octospori. Sporidia ellipsoidea,  $20-22 \times 12-14$ , nubilosa, hyalina, levia.

216. *Pyronema Franzonianum* DNtrs., Sacc. F. V. ser. IV. 38 \**P. rhopalascum*: ascomatibus gregariis, patellari-convexulis vix marginatis, miniatis glabriusculis; ascis cylindraneo-clavatis, apice rotundatis,  $100-110 \times 20-22$ , paraphysibus bacillari-clavatis, distincte constricto-septatis obvallatis, octosporis; sporidiis distichis elongato-ellipsoideis,  $18-20 \times 10$ , hyalinis.

*Hab.* in charta solida (*cartone*) zeina putri a *Conegliano*, vere 1877 (SPEGAZZINI).

*Obs.* Ascis clavatis crassioribus, nec non paraphysibus articulatis, denique in articulos secedentibus a typo differre videtur.

217. *Ascophanus Holmskjoldii* Hans. F. fm. dan. pag. 12 t. VI fig. 9-13.

*Hab.* in fimo vaccino a *Costa (Vittorio)*, vere 1878 (SPEGAZZINI).

*Obs.* Ascomata cinereo-rubentia, furfurella. Asci elongato-fusoidei, p. s.  $180-200 \times 30-35$ , stipite 100 lgo, paraphysibus filiformibus jodo cœrulascentibus obvallati, octospori, sporidia disticha oblongo-ellipsoidea  $30 \times 13-14$ , minute asperula, utrinque appendiculâ rotundatâ aucta stratoque mucoso obvoluta, flavido-guttulata, hyalina. Sec. Hans. l. c. ex appendiculis setuke fasciculatæ oriuntur, sed has distincte non vidi.

## Gymnoascaceæ (Wünsche).

218. *Exoascus Tosquetii* (West.) Sacc. *Ascomyces Tosquetii* West., Kx. Tl. II. 315. *Taphrina alnitortorqua* Tul. *Exoascus Alni* dBy.

*Hab.* in foliorum vivorum pagina sup. Alni glutinosæ a Conegliano Junio, 1877 (SPEGAZZINI).

*Obs.* I. Asci cylindraceo-clavati, basi truncati, apice rotundati, 35-40  $\times$  12; sporidia octona sphaerica subdisticha, 1-nucleata, 4 micr. diam., hyalina; adsunt quandoque simul cum dictis sporidiis octonis corpuscula spermatioidea oblonga 5-6  $\times$  1 $\frac{1}{2}$ -2, hyalina.

*Obs.* II. Oct. 1877 legi a Vittorio denuo et perfectum *Ascomycetem aureum* in foliis Populi nigræ; ascis cylindraceis, 100  $\approx$  22, crasse stipitatis apice truncatis, polysperis; sporidiis ovoideis 4-6  $\approx$  2 $\frac{3}{4}$ -3 $\frac{1}{2}$ , hyalinis.

## Myxomyceteæ de Bary.

219. *Lycogala flavo-fusca* Ehr., Cke & Rost. British Myx. p. 76.

*Hab.* in fragmentis ligneis inter muscos in alpibus Cadubriæ a Zoldo, aut. 1877 (SPEGAZZINI).

*Obs.* Sporidia globulosa, 5-6 micr. diam., minutissime asperula, dilute argillacea.

220. *Physarum compressum* A. S. Lus. p. 97.

*Hab.* in culmis putridis Sorghi a Padova, Junio 1877.

*Obs.* Peridia longitudinaliter compressa, ambitu rotundata, sed ob basim excavatam reniformia, minute cinereo-furfuracea, vix 1 mill. lata, stipite  $\frac{3}{4}$ -1 mill. lg. cylindraceo, striatulo, fusco, diu persistente instructa. Columella subnulla. Capillitium ex floccis hyalinis hinc inde massulis calcareis lutescentibus oblongis incrustati: sporidia globulosa v. obtuse angulosa, 11-13 diam., granulosa, guttulata, atrovioleacea. Ad speciem citatam — a cl. Rostafinski non descriptam — pertinere videtur, sed hoc affirmari nequit.



221. *Enteridium olivaceum* Ehrh., Cke & Rost. Brit. Myx. p. 56 *Reticularia versicolor* Fr., *R. olivacea* Fr.; *R. applanata* B. & Br.

*Hab.* in ramulis Rhamni catharticae putridis a Selva et Belluno, Sept. 1878.

*Obs.* Peridia valde applanata, initio rubentia dein fusco-olivacea, membrana persistente nitidula tecta, hypothallo subargenteo radiante cineta; sporae in massulas aggregatae, globoso-angulosae, 10-12 micr. d. minutissime asperulae, olivaceo-fuscellae.

### Melanconicae Cda.

222. *Myxosporium incarnatum* (Dmz.) Bon. Hndb. p. 56. *Nemaspora incarnata* Dmz. Næm. t. VI fig. 2 (1830).

*Hab.* in ramis corticatis Gleditschiae Triacanthi a Padova, Apr. 1876.

*Obs.* Acervuli epidermide velati, varie extensi, applanati v. vix tumiduli, incarnati. Conidia obovoidea v. obpyriformia 15-20  $\approx$  8-10 granulosa, dilute carnea, basidiis filiformibus 20-24  $\approx$  2 suffulta.

223. *Myxosporium croceum* (Pers.) Link., Cda Ic. fung. I. p. 1 fig. 6. *Nemaspora crocea* Pers. Dmz. Næm. t. VI fig. 3.

*Hab.* in ramulis dejectis (Fagi?) a Conegliano, aut. 1877 (SPEGAZZINI).

*Obs.* Acervuli epidermide initio velati, dein superficiales, depresso-pulvinati, aurantiaci. Conidia copiosissima, pleraque globosa v. subglobosa 11-15 micr. diam., rarius ovoidea v. oblonga maxima, nempe 35-50  $\approx$  35, omnia crassiuscule tunicata levia, minute granulosa, e roseo hyalina. Basidia non vidi. Cl. Fries S. M. III. 479 fingit hanc esse formam alteram *Libertelle fagineae* Dmz. conidiis faleiformibus ornatae, quod revera naturae contrarium videtur.

## APPENDIX

sistens species sub impressione fasciculi observatas.

**Hymenomycetæ Fr.**

224. *Agaricus* (*Pleurotus*) *Eryngii* DC., Vitt. It. t. 10 f. 2.

*Hab.* in pratis ad radices *Eryngii a Povegliano, Camalò &c.* in agro Tarvisino, Oct. 1878. Vulgo: Cavarese de præ. Edulis.

*Obs.* Basidia cylindræo-clavata  $50 \approx 8$ , apice tetraspora. Sporæ ovato-oblongæ,  $7-9 \approx 3\frac{1}{2}$ , deorsum acutiores, granulosa, hyalinæ.

225. *Agaricus* (*Pleurotus*) *salignus* Pers., Fr. Hym. Europ. p. 174, Tratt. Austr. t. 4. fig. 8.

*Hab.* in trunco dejecto quercino in sylva *Montello*, Oct. 1878.

*Obs.* Sporæ ovato-oblongæ, sæpe curvula, 10-11  $\approx 4-4\frac{1}{2}$ , quandoque 1-guttatæ, hyalinæ.

226. *Agaricus* (*Tricholoma*) *polyphyllus* DC. Fl. Fr. VI 50, Fr. Hym. Europ. p. 56.

*Hab.* in uliginosis *a Selva*, Oct. 1878.

*Obs.* Pileo umbrino-rufo, initio margine copiose albo-cortinato, lamellis sordidis, sporis sub-globosis  $6-7 \approx 5$ , 1-guttatis, hyalinis tute distinguenda species.

227. *Agaricus* (*Mycena*) *rosellus* Pers., Fr. Hymen. p. 132. Gonn. & Rabh. Mycol. Europ. t. 7. fig. 11.

*Hab.* in herbosis et muscosis *a Selva*, Oct. 1878.

*Obs.* Lamellis roseis acie anguste atro-marginatis hæc species imprimis dignoscitur.

228. *Agaricus* (*Mycena*) *lacteus* Pers. — Bull. Champ, t. 563 f. N., Fl. dan. t. 1845 f. 1.

*Hab.* in uliginosis prope Hortum botanicum Patavinum, Oct. 1878.

*Obs.* Totus candidus; pileus usque  $2\frac{1}{2}$  cent. latus; stipes 3 cent. longus. Sporidia ovato-oblonga, deorsum acutata,  $9 \approx 4$ , sæpe inæquilateralia, 1-guttata, hya-

lina. Specimina nostra ab iconibus citatis stipite paulo breviora recedunt.

229. *Polyporus caesius* Fr. Hym. europ. p. 547.

*Hab.* in trabibus putridis a *Belluno*, Oct. 1878 (SPEGAZZINI).

*Obs.* Pileo hymenioque albis, per aetatem v. tactu hinc inde caesio-virentibus facile distinguenda species.

230. *Trametes rubescens* (A. S.) Fr. Hymen. p. 584. Myc. Univ. n. 710. *Daedalea rubescens* A. S. Lus. t. 11. f. 2.

*Hab.* in truncis Salicum in alveo Plavis prope *Belluno*, Oct. 1878 (SPEGAZZINI).

231. *Clavaria* (Syncoryne) *purpurea* Fr. Hymen. europ. p. 674. Fl. dan. t. 837 f. 2., Sacc. Mycoth. Ven. cent. XIV.

*Hab.* in uliginosis prope Hortum botanicum Patavinum, Oct. 1878 (BIZZOZERO).

*Obs.* Sporidia subglobosa, basi apiculata, 1-nucleata, 7 diam., hyalina. Colore vivide cinnabarino praedistincta species.

232. *Clavaria* (*Ramaria leucosp.*) *tenuissima* Sacc. Minima (vix 1. cent. alta) tota aemene violacea, carnosula; trunculis filiformibus brevibus, repetito dichotome ramosis, ramulis patule ascendentibus, filiformibus apice acutiusculis; basidiis copiosissimis cylindraceo-clavatis, 15  $\approx$  4-6; sporis diu basidiis inclusis dein insterigmatibus brevissimis acrogenis, perfecte globosis, minute 1-guttulatis, 2 micr. d., hyalinis.

*Hab.* in uliginosis prope Hortum botanicum Patavinum, Oct. 1878 (BIZZOZERO).

*Obs.* Cum *Clav. lilacina* Fr. (Schäff. t. 172) unice comparanda; ab illa tamen magnitudine quinquies et ultra minore, ramis exacte dichotomis et multo tenuioribus statim distinguitur.

233. *Cyphella muscicola* Fr. Hymen. europ. p. 663. Fl. dan. t. 2083. f. 2.

*Hab.* ad folia Mnii ligulati a *Belluno e Selva* Oct. 1878.

*Obs.* Sporæ ellipsoideæ, 5-6  $\approx$  2-3, 2- v. pluriguttulatæ, hyalinæ.

234. *Cyphella* *Capula* (Holmsk) Fr. Hymen. europ. p. 664.

*Hab.* in caule *Centranthi rubri a Belluno*, Oct. 1878 (SPEGAZZINI).

*Obs.* Sporæ ovato-obpyriformes, 8  $\approx$  4, pluriguttulatæ, hyalinæ, basidiis clavulatis 25  $\approx$  6 apice 3-4-spiculosus fultæ. Cupulæ stipitatæ, cernuæ, glabræ, sordide albæ.

235. *Typhula candida* Fr. Hymen. europ. p. 685.-f. *Equiseti*.

*Hab.* in caulibus emortuis *Equiseti Telmatejæ a Feltræ*, Oct. 1878 (SPEGAZZINI).

236. *Typhula filiformis* (Bull.) Fr. Hym. p. 685-Bull. Champ. t. 448. f. 1.

*Hab.* in foliis putridis populeis, ubi longior, et in foliis *Broussonetiæ* ubi brevior et pallidior, a *Padova*, Oct. 1878.

237. *Caldesiella italica* Sacc. Mich. I. p. 6. et F. ital. t. 125. Mycoth. Ven. Cent. XIV.

*Obs.* Iterum reperta ad terram, ad truncos et ad lateritia in uliginosis Horti Patavini, Oct. 1878. Ex novis observationibus in vivo peractis mihi persuasum habeo genus hoc ad *Hymenomycetes hydneos* certe spectare. Ab genere *Hydno* sporis ubique copiosis, etiam in subiculo juniore, exquisite muricatis hyphis variis fultis, &c. differt. Ad *Hydnum* se habet fere ut *Coniophora* ad *Corticium*.

### **Hymenogastreæ** Vitt.

238. *Melanogaster variegatus* (Vitt.) Tul., Corda Ic. VI. f. 91. *Octaviana variegata* Vitt. Tub. t. III. fig. 4.

*Hab.* ad radices *Carpini Betuli* in monte *Serva* prope *Belluno*, Oct. 1878 (SPEGAZZINI).

*Obs.* Cortex primo citrinus dein rufescens, levis;



loculorum parietes albæ v. aureæ; sporæ ex oblongo ovoideæ, 5-6  $\approx$  2 $\frac{1}{2}$ -3, 1-2-guttatæ, fuliginæ.

### **Hypodermeæ** de Bary.

239. **Urocystis Violæ** (Sow.) Fisch. Waldh. Monogr. Ustil. p. 72. *Granularia Violæ* Sow., *Sorosporium schizocaulon* Ces., *Polycystis Violæ* Berk.

*Hab.* in foliis *Violæ odoratæ* in montanis prope *Feltre*, Oct. 1878 (SPEGAZZINI).

*Obs.* Massæ sporarum globosæ, 30-35 micr. diam. e sporis copiosis minutis conflatae, fuliginæ.

240. **Phragmidium fusiforme** Schröt. Brand. u. Rostpilze Schles. p. 24.

*Hab.* in pag. inf. foliorum *Rosæ alpinæ* in Monte *Grappa* prope *Bassano*, Julio 1878 (BIZZOZERO), socio *Cœomate*.

*Obs.* Teleutosporæ prælongæ, fusoideæ, 90-110  $\times$  20-25, 12-septatæ, fuliginæ, hyalino-asperulæ, apice mucrone hyalino 10 micr. longo auctæ, basi stipite obclavato 120 micr. longo, subhyalino suffultæ.

241. **Uredo Fici** Cast., Hoffm. Ind. p. 146.

*Hab.* in pagina inferiore foliorum *Fici Caricæ a Belluno*, Oct. 1878 (SPEGAZZINI) - Ex *Licata* (Sicilia) misit V. BELTRANI.

*Obs.* Uredosporæ globoso-obovatae, 22-35  $\approx$  20-22 minutissime verruculosæ e hyalino luteolæ, intus minute granulosae.

### **Phycomycetæ** de Bary

242. **Mucor racemosus** Fres. Beitr. Mykol. pag. 12 t. I. fig. 24-31.

*Hab.* in caseo putri a *Padova*, Junio 1878, arte cultus.

*Obs.* Sporangia stipitata, racemose digesta, globosa 40-50 micr. diam., fuscidula; sporidia numerosa e globoso ovoidea, 4-5  $\approx$  3, hyalina.

## Pyrenomycetæ Fr.

243. *Microsphæra Berberidis* Lév. Ann. Sc. nat. 1851 p. 159.

*Hab.* in pag. inf. foliorum *Berberidis vulgaris* a *Tarvasan* prope *Belluno*, Oct. 1878 (SPEGAZZINI).

*Obs.* Perithecia globulosa, 80–100 micr. d., appendicibus 8–12 apice ter dichotome ramosis 80–90  $\approx$  6, hyalinis cincta. Asci ellipsoidei, 50  $\approx$  30, 6-spori; sporidia ellipsoidea, 20–22  $\approx$  13–14, granulosa, hyalina.

244. *Anthostomella italica* S. & S. F. it. t. 178.

\**A. affinis*.\* a typo differt peritheciis duplo majoribus, sporidiis paulo brevioribus; nempe perithecia  $\frac{3}{4}$  mill. d.; asci 90–100  $\approx$  8; sporidia 15–16  $\approx$  6.

*Hab.* in caulibus putrescentibus *Galii sylvatici* a *Belluno*, Oct. 1878.

245. *Gnomonia Epilobii* (Fckl.) Awd. in Mycol. Eur. p. 26 t. 10. fig. 14. *Sphæria Epilobii* Fckl. Symb. mycol. p. 113. – *Sphæria fenestrans* Duby, Kx Flandr. I. 349 eandem speciem verisimillime sistit et tunc prioritate gauderet.

*Hab.* in caulibus emortuis *Epilobii* angustifolii in monte *Grappa* prope *Bassano*, Julio 1878 (BIZZOZERO).

*Obs.* I. Perithecia grandiuscula,  $\frac{1}{3}$ – $\frac{1}{2}$  mill. d., dein umbilicato-collapsa, ostiolo obtuse papillato; contextu parenchymatico, firmo; asci cylindrici, 125–135  $\approx$  14, lumine apice exquisite bifoveolato, paraphysibus guttulatisspuriis obvallati, octospori; sporidia ex ovato oblonga utrinque obtusiuscula constricto–1-septata, 20–22  $\approx$  10–11, 2–v. sæpius pluriguttulata, hyalina.

*Obs.* II. *Sphærella Fuckelii* Pass., Erb. critt. it. II. n. 645, quam cl. auctor eandem ac *Sphæriam Epilobii* Fckl. censet, diversa est, et meo sensu generi *Didymosphæriæ* (*Didymellæ*) tribuenda est et sic definienda:

246. **Didymosphæria** (*Didymella*) **Fuckeliana** (Pass.) Sacc. *Sphæria tritorulosa* Plowr. Sph. Brit. cent. II, nec B. & Br. Peritheciis subcutaneo-erumpentibus, lenticularibus,  $\frac{1}{5}$ - $\frac{1}{4}$  mill. d., distincte papillatis, contextu parenchymatico denso; ascis cylindræis, breve stipitatis, apice, tunica integra, rotundatis,  $70-90 \approx 8$ , parce paraphysatis, octosporis; sporidiis breve fusoides,  $12-14 \approx 4-5$ , 1-septatis, non constrictis, hyalinis.

*Hab.* in caulibus emortuis *Epilobii Dodonæi a Vigheffio* prope *Parma*, aut. 1871 (Passerini).

*Obs.* *Sphæria tosta* B. & Br., sec. descriptionem, huc spectare videtur, sed hujus nominis specimina Cookeana cum *Diaporthe Epilobii* Fckl. congruunt.

247. **Venturia Spegazziniana** Cooke in litt. Peritheciis laxè gregariis, superficialibus, globulosis, senio umbilicato-collapsis,  $\frac{1}{10}$ - $\frac{1}{8}$  mill. d., ostiolo impresso pertusis, undique setulis divergentibus, acutis, basi incrassatis,  $40 \approx 3\frac{1}{2}-4$ , 1-cellularibus, atris vestitis; contextu peritheci minute celluloso fuligineo; ascis cylindræo-clavatis breve stipitatis, apice rotundatis,  $35-40 \approx 5\frac{1}{2}-6$ , aparaphysatis, octosporis; sporidiis distichis v. oblique monostichis, cylindræo-fusoides,  $10-11 \approx 3$ , constricto-1-septatis, hyalinis.

*Hab.* in sarmentis corticatis emortuis *Vitis vini-feræ a Conegliano*, æstate 1878 (SPEGAZZINI).

248. **Massaria alpina** S. & S. Peritheciis laxè gregariis, cortice nidulantibus, globosis,  $\frac{1}{2}$  mill. d., subcarbonaceis, nigris, ostiolo breve conoideo, parum emergente, quandoque irregulariter dehiscente; ascis cylindricis,  $170 \approx 12$ , brevissime stipitatis, apice, lumine leniter coarctato, rotundatis, paraphysatis, octosporis; sporidiis monostichis, fusoides, rectis curvulisve, utrinque acutiusculis,  $35 \approx 9$ , constricto-3-septatis, 4-guttulatis, olivaceo-fuligineis, senio longitudinaliter striatulis, strato mucoso, hyalino crasso obvolutis.

*Hab.* in ramis corticatis emortuis *Alni viridis* in montanis Bellunensibus, Oct. 1878.

249. **Lasiosphæria sulphurella** Sacc. Peritheciis gre-

gariis, adnato-superficialibus e globoso-conoideis,  $\frac{1}{2}$ - $\frac{2}{3}$  mill. diam., bysso velutino sulphureo, circumcirca breve descendente, vestitis, ostiolo breve papillato nigro; contextu celluloso flavo-virente, ostioli densiore radiante fuligineo; ascis cylindraceutis, breve stipitatis, apice, lumine crenulato, attenuato-truncatis,  $180 \approx 15-18$ , paraphysibus guttulatis obvallatis, octosporis; sporidiis vermicularibus, curvatis,  $60 \approx 4-5$ , utrinque rotundatis, caudaque filiformi  $25-30$  longa auctis,  $4-5$ -nucleatis, hyalinis, rarius apice ovoideo-inflatis.

*Hab.* in trunco decorticato putri Robiniae a Padova, Oct. 1878.

*Obs.* A *Las. mutabili* (Pers.) et *L. ovina* (Pers.), quibus affinis, byssi colore inconsueto et sporidiorum forma et magnitudine distinguitur.

250. **Diaporthe** (Sclerostroma) **Crataegi** Nke, Fckl. Symb. p. 204.

*Hab.* in ramis corticatis emortuis Crataegi Oxycanthae a Belluno, Oct. 1878 (SPEGAZZINI).

*Obs.* Acervuli subvalsei satis compacti, ostiolis parum emergentibus, obtusiusculis. Asci fusoides  $90-100 \approx 9-12$ , aparaphysati, octospori; sporidia disticha, cylindraceuta, utrinque obtusiuscula,  $17-18 \approx 5-6$ , 1-septata leniter constricta, 4-guttulata, hyalina.

251. **Dothidea** **Sambuci** (Pers.) Fr., Sacc. Fung. Ven. Ser. V. 182.

*Obs.* Formas inter se parum recedentes legit cl. SPEGAZZINI in ramis Robiniae Pseudocaciae, Triacanthi, Lonicerae, Evonymi nec non formam stromatibus paulo minoribus magisque depressis in ramulis Genistae tinctoriae, omnes circa Belluno, aut. 1878. Asci et sporidia in omnibus perquam similia.

252. **Hyponectria** **flavo-nitens** S. & S. Peritheciis dense gregariis, epidermide pellucida velatis, globoso-lenticularibus,  $\frac{1}{10}$ - $\frac{1}{8}$  mill. d. breve papillatis, amoenae flavis, contextu parenchymatico pallide flavo; ascis cylindraceuto-fusoides, breve stipitatis,  $45-50 \approx 5-6\frac{1}{2}$ , apice, lumine sub-unifoveolato, coarctato-rotundatis, aparaphysatis, octosporis; sporidiis distichis ovato-ob-



longis utrinque obtusiusculis, 12-14  $\approx$  3 $\frac{1}{2}$ -4, continuis, intus granulosis, hyalinis.

*Hab.* in sarmentis emortuis, quæ flavo-punctata fiunt, Rubi cæsii in *M. Serva a Belluno*, Oct. 1878.

253. **Chilonectria Cucurbitula** (Curr.) Sacc. Micehl. III. 280.

*Hab.* in ramis corticatis emortuis Frangulæ, Corni sanguineæ et Ostryæ carpinifoliæ in *M. Serva prope Belluno*, Oct. 1878.

*Obs.* Perithecia cæspitulosæ. senio cupulato-collapsa, rufo-viridula. Asci clavati, 80-85  $\approx$  10, breve stipitati, apice rotundati, aparaphysati, myriospori; sporidia minima, ovoidea, 2 $\frac{1}{2}$ -3  $\approx$  1-1 $\frac{1}{2}$ , hyalina.

### Discomyceteæ Fr.

254. **Niptera Grappensis** Sacc. Ascomatibus ceraceo-tenacellis erumpenti-superficialibus, gregariis, sessilibus, scutellaribus, brunneis, disco margineque breve fibrilloso pallidioribus,  $\frac{3}{4}$ -1 $\frac{1}{4}$  mill. d., contextu excipuli minute celluloso fuligineo, marginis subradiante dilutiore; ascis cylindræis, breve stipitatis, apice, tunica integra, rotundatis, 70-80  $\approx$  12-13, paraphysibus bacillaribus obvallatis, octosporis; sporidiis distichis, oblongo-cylindræis, inæquilateralibus, 15-17  $\approx$  5, utrinque rotundatis, 3-nucleatis, simulateque 1-septatis, hyalinis.

*Hab.* in caulibus emortuis Myrrhidis odoratæ in Monte *Grappa*, socia *Didymosphæria conoidea* Niessl, Julio 1878 (BIZZOZERO).

*Obs.* Ascomatibus majusculis tenacellis, sporidiis ascisque crassis ab affinibus speciebus dignoscitur.

255. **Helotium phyllophilum** (Dmz.) Karst. Symb. 239. *Peziza phyllophila* Dmz. IX Not. p. 8. *Pezicula phyllophila* Karst. Fenn. I. p. 167.

*Hab.* in foliis emortuis Fagi sylvaticæ a *Selva*, Oct. 1878.

*Obs.* Ascomata stipitata,  $\frac{1}{4}$  mill. d., pallide straminea, glabra. Asci clavulati, breve stipitati, 60  $\approx$  12,

apice rotundati, octospori; sporidia anguste fusioidea, utrinque acutiuscula, leniter curva,  $12-15 \approx 2\frac{1}{2}-3$ , 2-4-guttulata, hyalina. Bene specimina nostra cum descriptione Dmz. l. c. conveniunt; vix satis cum diagnosi Karst. l. c. In genere *Pezicula* nullo modo militare potest.

256. *Humaria sublivida* S. & S. Ascomatibus scutellaribus, 5-8 mill. d., extus breve denseque ferrugineo-velutinis, disco applanato e cinereo albido; setulis e basi incrassata cuspidatis, septatis,  $150-300 \approx 10$ , ochraceis; ascis cylindraceutis, mediocriter stipitatis,  $200-250 \approx 15$ , apice, tunica integra, rotundatis, paraphysibus bacillari-clavatis, septulatis hyalinis obvalatis, octosporis; sporidiis monostichis, ellipsoideis,  $18-22 \approx 12-14$ , levibus, 2-guttatis, hyalinis.

*Hab.* ad terram uliginosam a *Belluno*, Oct. 1878 (SPEGAZZINI).

*Obs.* Pluribus speciebus affinis sed distincta. A *Pez. livida* Schum. sporidiis levibus, guttatis, a *P. erinacea* Schw. ascomatibus majoribus, setis longioribus et septatis, a *P. albo-spadicea* Grev. setis multo longioribus et saturatoribus, a *P. cretea* Cke ascomatibus multo majoribus, terricolis, sporidiis quoque majoribus 2-guttatis non ægre distinguenda est.

257. *Velutaria rufo-olivacea* (A. S.) Fekl. Symb. 300. *Pez. rufo-olivacea* A. S.

*Hab.* in sarmentis emortuis Rubi cæsii a *Belluno*, Oct. 1878 (SPEGAZZINI).

*Obs.* Asci cylindraceuto-clavati,  $85-90 \approx 12$ , incurvostipitati, apice tunica incrassatula, rotundati, paraphysati, octospori. Sporidia oblique monosticha,  $12 \approx 7$ , ellipsoidea, crasse 1-guttata, hyalina.

258. *Velutaria æruginosa* S. & S. Ascomatibus sparsis, aggregatisque, scutellaribus subsessilibus,  $\frac{1}{2}-\frac{2}{3}$  mill. d., extus breve ochraceo-puberulis, disco concaviusculo concolore dein fusco-olivaceo; ascis cylindraceutis, mediocriter sensim stipitatis, basi ima nodulosis, apice tunica integra rotundatis,  $125-130 \approx 12$ , paraphysibus, bacillaribus, septulatis, apice clavulâ fusoi-

deâ, 15-22  $\approx$  5-8, crasse chlorino-guttatâ terminatis obvallatis, octosporis; sporidiis monostichis, ellipsoideis, 12-14  $\approx$  7-8, 2-guttulatis nubilosisque, initio hyalinis tandem fumosis.

*Hab.* in sarmentis corticatis *Vitis viniferæ* a *Belluno*, Oct. 1878.

259. **Peziza** (*Crouania*) **violascens** Cke *Mycogr.* t. 21 fig. 83.

*Hab.* in terra uliginosa a *Selva*, Oct. 1878.

*Obs.* Ascomata 5-9 mill. d., scutellata, sessilia, duriuscula, atro-violacea (ergo nimis vivida in icone Cookeana l. c.) margine minute crenulata: excipuli contextus distincte cellulosus, amœne violascens. Asci cylindrici, longissimi, 170  $\approx$  15, p. s. 80-90 longa, apice rotundati, paraphysibus filiformibus apice incurvis, guttulatis obvallati, octospori; sporidia monosticha, perfecte sphærica, 10 micr. d. minute guttulata e dilute violaceo hyalina. Pulcherrima species!

260. **Helvella** **Ephippium** Løv., Cke *Mycogr.* fig. 169.

*Hab.* in uliginosis a *Belluno*, Oct. 1878 (SPEGAZZINI).

*Obs.* Ascoma extus stipesque griseo-tomentella. Asci cylindraceo-clavati, sensim stipitati, apice rotundati, 240  $\approx$  12-14, paraphysati, octospori; sporidia ellipsoidea, 15  $\approx$  8-10, crasse 1-guttata, hyalina.

261. **Geoglossum** **glutinosum** Pers., Cke *Mycogr.* fig. 6.

*Hab.* in udis inter *Marchantias* a *Belluno*, Oct. 1878 (SPEGAZZINI).

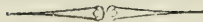
*Obs.* Forma minor vix 1 cent. longa, 1 mill. crassa. Asci clavato-fusoidei 120-150  $\approx$  15-18, apice attenuato-truncati, paraphysibus bacillaribus apice incurvo-clavatis minute septulatis obvallati, octospori; sporidia disticha, fusoidea, curvula 50-65  $\approx$  5, typice 3-septata, rarius pluri-septata, vix constricta atro-fuliginea. Paraphysibus apice minus crassis et septulatis ab icone citata nonnihil recedit.

262. **Geoglossum** **umbratile** Sacc. Sparsum v. gregarium, elongato-clavatum, 3-6 cent. altum, 2-3 mill.

crassum, glabrum, leve exsiccando longitudinaliter striatum, nigrum; ascis cylindraceutis brevissime stipitatis, 160  $\approx$  20, apice obtusatis, paraphysibus bacillaribus, 4. micr. cr., apice vehementer circinatis, dilute fuliginis obvallatis, octosporis; sporidiis 2-3-stichis, bacillari-fusoideis, v. clavulatis, 80  $\approx$  5, curvulis 7-septatis non constrictis fuliginis.

*Hab.* in uliginosis prope Hortum botanicum Patavinum, Oct. 1878 (BIZZOZERO).

*Obs.* Ex speciebus Geoglossi hucusque cognitae et a cl. Cooke in Mycographia optime illustratis, solo *Geog. Peckiano* Cke (fig. 5) accedit a quo sporidiis brevioribus constanter 7-septatis (nec 15-septatis) differt.





# FUNGI VENETI NOVI VEL CRITICI

AUCTORE

P. A. SACCARDO

Series III. 1)

(Ex «Hedwigia» nr. 5, Majo 1875).

## Sphæriacæ Fr.

1. **Massaria epileuca** (Berk. et Curt.) Winter in litt. — *Sphæria epileuca* B. et C. — *Massaria denigrans* Sacc. Mycolh. Ven. I. Nr. 83.

*Hab.* in ramis corticatis putrescentibus Mori albæ Patavii. Martio 1873.

*Obs.* Cl. Winter identitatem speciei meæ et auctorum citatorum tute probavit, ketorque. — *Perithecia gregaria* cortice nidulantia, e globoso depressa,  $\frac{3}{4}$  mill. diam., extus fuligineo villosula; ostiolo brevissimo, latiusculo, truncato; nucleo crasso nigro. Asci clavati  $130 \times 30$ , breve crasseque stipitati, paraphysibus filiformibus obvallati, octospori. Sporidia disticha, fusioidea,  $65-70$  micr. longa,  $18-20$  micr. crassa, recta v. curvula, 5-septata, ad septa leniter constricta, strato gelatinoso cineta, loculis 4 interioribus opace fuliginis, quandoque crasse guttatis, extimis multo minoribus subapiculatis, pallidioribus.

*Obs.* *Massariae* species *Mycologiae Venetæ* addendæ sunt quoque: *M. siparia* (B. et Br.) Tul. (in *Betula*), *M. marginata* Fekl. (in *Berberide*, sed nullo essentiali caractere a forma typica *Rosæ* diversa).

2. **Lophiostoma anaxæum** Sacc. Peritheciis sparsis gregariisve ligno obscurato denudato v. cortice relaxato velato insidentibus, majusculis, diam.  $\frac{1}{2}$  mill., atris, nitidis, subglobosis; ostiolo compresso, perithecio angustiore et brevioris, sed sat variabile; nucleo albido; ascis cylindraceo-clavatis breve crasseque stipitatis,  $100 \times 18$ , octosporis, paraphysibus copiosis, filiformibus, obvallatis; sporidiis distichis fuscoideis,  $25-30 \times 7-8$ , conspicue incurvatis, 1-septatis, ad septum profunde constrictis, 4-guttatis, hyalinis, utrinque rotundatis setulaque tenuissima primitus auctis.

*Hab.* in caule ramisque *Artemisiæ camphoratae* in alveo fluminis *Piave* (*Anaxi*) a *Narvesa* (Treviso) Aug. 1873.

1) *Mycologi* plures desiderium benevole ostenderunt *Seriei* meæ *primæ* et *tertiæ Fungorum Venetorum* exemplar sibi comparandi. Sed, exemplaribus jam distractis, *Seriem tertiam* rariorem et brevioris, ut *mycologis* obsequar, denuo hic imprimendam esse existimavi. Quoad *Seriem primam* studiosos monitos volo, omnes species, in eadem serie descriptas, contineri quoque in *Specimine* meo *Mycologiae Venetæ*, præter non novas *Pucciniam Maydis* et *Uromyctem Lupini*. Nonnullæ species in hac serie III descriptæ, ad nova genera posterius duxi, sed hic ut in prima editione fideliter traduntur.

3. **Lophiostoma pygmaeum** Sacc. Peritheciis sparsis, cortice nidulantibus, subglobosis v. depressis, diam. vix  $\frac{1}{4}$  mill., atris, intus sordide albis; ostiolo compresso minimo, rotundato epidermidem rimose perforante; ascis cylindraceo-clavatis, 90-100 \* 9-10, breve crasseque stipitatis, paraphysibus filiformibus copiosis obvallatis, 8-sporis; sporidiis distichis elongato-fusoideis, 22-28 \*  $4\frac{1}{2}$ -5, curvulis, utrinque acutis, 6-8-guttulatis, tandem spurie pluriseptatis, ad septa leniter constrictis, hyalinis.

*Hab.* in ramulis corticatis *Ampelopsidis hederaceae* a *Vittorio* (Treviso), Octobr. 1873.

*Obs.* Proximum *L. alpigeno* Fekl., sed omnibus partibus multo minus. A *L. Hederae* Fekl. sporidiis denique pluriseptatis differt.

4. **Lophiostoma vagabundum** Sacc. Peritheciis sparsis tectis, v. demum semiliberis, minutis, diam.  $\frac{1}{5}$  mill., globoso-depressis, atris, intus sordidis, ostiolo valde compresso, lineari, latiusculo, rarius subobsoleto; ascis cylindraceis, 100-120 \* 9, breve crasseque stipitatis, paraphysibus filiformibus obvallatis, 8-sporis; sporidiis inordinate distichis, fusoideis 20-25 \*  $4\frac{1}{2}$ -5, curvulis utrinque acutis, crasseque 4-guttatis et subtorulosis, hyalinis.

*Hab.* in caulibus herbarum variarum in sylva *Montello* (Treviso) autumn. Sequentes formas observavi.

1. *Centaureae nigrescentis*: ascis 90 \* 8; sp. 25 \* 5.
2. *Mellitidis*: ascis 100 \* 9; sp. 24 \* 5.
3. *Senecionis nemorensis*: ascis 100 \* 10; sp. 25 \* 5.
4. *Epimedii*: a. 80 \* 8-9; sp. 25 \* 5.
5. *Salviae glutinosae*: ascis 100 \* 8-9; sp. 24 \*  $4\frac{1}{2}$ -5.
6. *Melampyri nemorosi*: ascis 90 \* 8; sp. 24 \* 5.
7. *Lythri Salicariae*: ascis 85 \* 8; sp. 20-22 \* 4- $4\frac{1}{2}$ .

*Obs.* Rarius vidi sporidia senescentia, fuscidula, 3-septata.

5. **Lophiostoma insidiosum** (Desm.) Ces. et DNrs. Niessl. in *Hedwigia* 1875 Nr. 2 p. 23. *L. caulium* Fekl., Sacc. Myc. Ven. p. 210. *L. appendiculatum* Niessl (non Fekl.). Sequentes formas in agro Tarvisino et Patavino observavi:

1. *Angelicae sylvestris*: ascis 70 \* 14; sp. 20-24 \* 5.
2. *Euphorbiae amygdaloidis*: ascis 70 \* 12; sp. 25 \*  $6\frac{1}{2}$ .
3. *Saponariae officinalis*: ascis 80 \* 12-14; sp. 20 bis 22 \*  $5\frac{1}{2}$ -6.
4. *Meliloti officinalis*: ascis 70 \* 10-12; sp. 20-22 \* 5-6.
5. *Torilis Anthrisci*: ascis 70-11; sp. 25 \*  $6\frac{1}{2}$ -7.
6. *Hesperidis matronalis*: ascis 80 \* 10; sp. 22 \* 5.
7. *Lappae minoris*: ascis 80 \* 12; sp. 25 \* 5-6.
8. *Salviae pratensis*: 80-90 \* 10; sp. 20 \* 4- $4\frac{1}{2}$ .
9. *Lychnidis dioicae*: ascis 85 \* 10; sp. 22 \* 4-5.
10. *Asteris Novi Belgii*: ascis 70 \* 12; sp. 22 \* 6.
11. *Hemerocallidis fulvae*: ascis 80 \* 12; sp. 24 \*  $6\frac{1}{2}$ .
12. *Ligustri vulgaris* (ramul.): ascis 80 \* 11; sp. 20-22 \* 5-6.
13. *Aitanthi glandulose* (petiol.) ascis 65-70 \* 10-12; sp. 20-22 \*  $4\frac{1}{2}$ -5.

*Obs.* Sporidia fusoidea, curvula, 5-septata, ad septa nonnihil constricta, quandoque loculo intermedio subprotuberante, utrinque appendiculà obliquà, acutà hyalinà praedita, minute guttulata, flava, senio fuscidula.

6. **Lophiostoma Niessleanum** Sacc. Peritheciis gregariis, tectis,

plerumque immersis, globulosis,  $\frac{1}{4}$  mill. diam., ostiolo erumpente compresso tenui; ascis cylindraceo-clavatis, 90—100 \* 15, paraphysibus filiformibus obvallatis, 8-sporis; sporidiis distichis cylindraceo-fusoideis, 28—30 \*  $6\frac{1}{2}$ — $7\frac{1}{2}$ , curvatis, 7-septatis, ad septum medium subconstrictis, 8-guttulatis, utrinque acute hyalino-appendiculatis, flavis dein olivaceis.

*Hab.* in caulibus putrescentibus *Asteris Novi Belgii*, socio præcedente, ubi mihi indigitavit C. Niessl, a *Selva (Treviso)*, Sept. 1873.

*Obs.* A vero *Loph. caulium* (Desm.) recedit præcipue sporidiis distincte appendiculatis.

7. **Lophiostoma dumeti** Sacc. Peritheciis sparsis, gregariisve, cortice nidulantibus, globosis,  $\frac{1}{3}$  mill. diam. membranaceo-carbonaceis, atris; ostiolo valde compresso, emergente, apice arcuatum truncato, basi angustiore; ascis clavatis, 100 \* 14, attenuato-stipitatis, basi que nodulosis, paraphysibus filiformibus obvallatis, 8-sporis; sporidiis distichis, oblongo-fusoideis, 20—25 \*  $6\frac{1}{2}$ —8, plerumque rectis, utrinque obtusiusculis, initio hyalinis, 4-guttulatis, dein 3-septatis, ad septa perparum constrictis, 4-guttulatis, fuliginis, loculis binis interioribus plerumque saturatius coloratis.

*Hab.* ad ramos corticatos *Rubi fruticosi*, a *Vittorio (Treviso)* Octob. 1873.

*Obs.* *Loph. cæspitose* Fekl. subaffine.

8. **Lophiostoma hygrophilum** Sacc. Peritheciis laxè gregariis, immersis, globulosis, diam. vix  $\frac{1}{3}$  mill., carbonaceis, atris, ostiolis emergentibus, compressis, truncatis, subintegris; ascis clavatis, attenuato-stipitatis, basi que nodulosis, 120 \* 15, parte sporif. 90—100 micr. longa, paraphysibus filiformibus obvallatis, 8-sporis; sporidiis distichis, oblongis, 20—25 \* 10—12, utrinque obtusiusculis, curvulis, initio subdidymis, dein 7-septatis, loculis plerisque longitudinaliter dimidiatis, ad septum medium constrictis, fuliginis.

*Hab.* in culmis *Arundinis Donacis* putrescentibus *Patavii*, Martio 1873.

*Obs.* Valde affine, ex descriptione, *Loph. gregario* Fekl., a quo ostiolis mediocribus, neque minutissimis, sporidiisque ad septa (nisi medium.) non constrictis et matrice aliena satis differt.

9. **Lophiostoma auctum** Sacc. Myc. Ven. 110 t. XI f. 5—10 (16 Mart. 1873).

*Obs.* Hujus synonymon est *L. appendiculatum* Fekl. Sym. Myc. II. Nachtr. 29 fig. 8 (1873), an posterius meo?

10. **Lophiostoma alpigenum** Fekl. Sacc. Myc. Ven. 111 t. XI f. 11—14.

Forma *Galii sylvatici*: sporidiis 12—13-septatis, loculis pluriguttulatis, hyalinis, 45—50 \* 7—8; ascis clavatis 120—130 \* 18—20.

*Hab.* in caule putrescente *Galii sylv.* in s. *Montello (Treviso)* Sept. 1874.

*Obs.* Species *Lophiostomatis* nuper detectæ in agro Veneto sunt quoque: *L. subcorticale* Fekl. (in *Pyro* et in *Vite*), *L. diminuens* (Pers.) Fekl. [= *L. Fuekelii* Sacc. Cfr. *Michelia* 336] (in *Robinia*), *L. macrostomoides* DNrs. (in *Salice vitellina*), *L. perversum* DNrs. (in *Orno*, *Moro* et *Populo*), *L. quadrinucleatum* Karst. M. F. II. 85 (in *Xylosteo* et *Orno*) et



*L. simillimum* Karst.\* l. c. 84 = *L. bicuspidato*  $\beta$  Cooke Indb. 849 = *Leptosphaeria Achilleae* Sacc. Mycol. Ven. 104 t. X 19 a. b. (in *Vitalba*, *Arunco*, *Achillea*).

11. **Melanomma Campi Sillii** Sacc. Peritheciis gregariis hemisphaericis, v. subconoidis,  $\frac{1}{5}$  mill. diam., atris, glabris, ostiolo minutissimo vix papillato, demum collabescentibus, contextu carbonaceo atro indistincto; ascis cylindraccis, 90—110 \* 6—7, apice rotundatis deorsum attenuato-stipitatis, basi que subnodulosis, paraphysibus filiformibus tenuibus obvallatis, 8-sporis; sporidiis oblique monostichis v. pro parte distichis, fusoideo-torulosis, 14—15 \* 4— $4\frac{1}{2}$ , medio profunde constrictis, demumque 1-septatis, 4-guttulatis, hyalinis.

*Hab.* in ligno denudato duriore fagineo in sylva *Cansiglio* (Campus Sillii) Treviso, Octobr. 1874.

*Obs.* A *M. Pulviscula* (Carr.) et *M. improviso* (Karst.) sporidiis brevioribus et conspicue constrictis praeter ceteris differt.

12. **Melanomma dubium** Sacc. Peritheciis remote sparsis, superficialibus, subglobosis, vix  $\frac{1}{3}$  mill. diam. in ostiolum cylindracco-conoideum perithecium aequans attenuatis, minutissimae rugulosis basi hyphis brevibus cinctis, ceterum glabris, carbonaceis, atris; ostiolo obtuso dein minute perforato; ascis cylindraccis, angustis; 150 \* 8, paraphysibus nullis visis, 8-sporis; sporidiis oblique monostichis, oblongo-fusoideis, 20—25 \* 7—8, plerumque curvulis, utrinque acutiusculis, majuscule 1—2-guttulatis, hyalinis.

*Hab.* in ligno denudato putrescente fagineo in sylva *Cansiglio* (Treviso) Octobr. 1874, parcissime.

*Obs.* Species ob perithecia remota, longiuscule ostiolata, et sporidia continua (an semper?) in hoc genere anceps et denuo inquirenda.

13. **Melanomma macrosporum** Sacc. Peritheciis laxe gregariis, superficialibus, perfecte globosis,  $\frac{1}{5}$ — $\frac{1}{6}$  mill. diam., carbonaceis, nitidulis, atris, vertice in ostiolum breve sed acute papillatum desinentibus, glabris, sed basi saepe hyphis rigidulis fuliginosis (*Helminthosporii*?) cinctis; contextu dense parenchymatico fuligineo-atro; ascis cylindracco-clavatis, 110—115 \* 7—9, basi sensim attenuato-stipitatis, paraphysibus copiosis filiformibus obvallatis, 8-sporis; sporidiis distichis, fusoideo-elongatis, utrinque obtusiusculis, curvulis rectisve, 35—40 \*  $2\frac{1}{2}$ — $3\frac{1}{2}$ , 6—9-guttulatis v. granulosis, hyalinis.

*Hab.* in ligno decorticato fagineo in sylva *Cansiglio* (Treviso) Octobr. 1874.

*Obs.* Nulli speciei mihi nota affinis.

14. **Melanomma longicolle** Sacc. Peritheciis laxe gregariis ligno denudato adnatis v. semiimmersis, subglobosis, diam.  $\frac{1}{5}$ — $\frac{1}{4}$  mill.; atris, nitidulis, ostiolo cylindracco, perithecium subaequante, apice plerumque parum incrassato, conoideo minute perforato; ascis cylindracco-clavatis, 90 \* 15, basi attenuato-substipitatis; paraphysibus filiformibus obvallatis; 8-sporis; sporidiis distichis oblongo-fusoideis 20 \* 7— $7\frac{1}{2}$ , rectis curvulisve, 3-septatis, ad septa vix constrictis, 4-guttulatis olivaceo-fuliginosis.

*Hab.* in ramis decorticatis *Citri Limonii* putrescentibus a *Vittorio* (Treviso), Octobr. 1873.



15. **Melanomma fuscidulum** Sacc. Mycoth. Ven. II. Nr. 159 (sub *Sphæria*).

Peritheciis sparsis gregariisve ligno adnatis v. semiimmersis sphaeroideo-sub-depressis,  $1\frac{1}{4}$  mill. diam., atris, levibus; ostiolo cylindraceo-conoideo, perithecium quandoque subequante, subæstellato; ascis clavatis, 55 \* 7—8, deorsum attenuato-stipitatis, paraphysibus filiformibus obvallatis, 8-sporis: sporidiis distichis fusoides, 12—14 \*  $3\frac{1}{2}$ —4, rectis curvulisve, initio subhyalinis, 4-guttulatis, dein 3-septatis, ad septa leviter constrictis, olivaceo-fuliginis.

*Hab.* in trunco ramisque Sambuci nigræ a Vittorio (Treviso), Oct. 1873.

*Obs.* Ob sporidia *Sphæriam Coniothyrium* Fekl. simulat, ceterum valde diversa est.

16. **Melanomma hispidulum** Sacc. Peritheciis laxe gregariis in ligno sæpe albescente superficialibus, globulosis, punctiformibus,  $\frac{1}{7}$ — $\frac{1}{8}$  mill. diam., vertice leniter depressis, ostiolo exiguo impresso, setulis patentibus, crebriusculis perithecio quadruplo brevioribus undique vestitis: ascis crasse oblongis, 40—45 \* 12—15, basi breve attenuato-stipitatis, apice rotundatis, paraphysibus filiformibus parvis brevibus obvallatis, 8-sporis: sporidiis inordinate 2—3stichis, oblongo-ovoideis, 12 \* 5—6, utrinque obtusiusculis, rectis, 3—4-septatis, ad septa non v. vix constrictis, rarissime septulo longitudinali præsentè, olivaceo-fuliginis, eguttulatis.

*Hab.* in ligno putrescente a Selva (Treviso) Octobr. 1874.

*Obs.* *Mel. pilosello* (Karst.) affine, at rite distinctum.

17. **Melanomma Pulviscula** (Curr.) Sacc. Myc. Ven. 114 t. XI f. 33—36 et Mycoth. Ven. I Nr. 87.

Legi quoque in ligno denudato Robiniæ, Alni glutinosæ, Aceris campestris, Quercus, formam uti l. e. descripsi. In cortice duriori Populi nigræ a Vittorio legi formam sporidiis plerumque crassioribus, nempe 20—25 \* 5—6, 4—5-guttulatis, tandem obsolete 3—4-septatis. In ligno molli quercino in sylva Montello legi formam peritheciis dispersis, conico-papillatis, ascis 75—80 \* 12—14, sporidiis 22 \* 5—6, 4-guttulatis dein 3-septatis.

*Obs.* Verisimiliter tota species *M. Pulviscula* ad *M. ovoideum* (Fr.) Fekl. reducenda est, suadente quoque cl. Karsten. \*

18. **Melanomma Pulvis pyrius** (Pers.) Myc. Ven. 113 t. XI f. 37—38 et Mycoth. Ven. I Nr. 86.

I. Status spermogonicus: *Phoma Pulvis pyrius*: peritheciis, ascophoris subsimilibus sed plerumque minoribus et subiregularibus, spermatia in sporophorum ramosorum apicibus minima, cylindracea, 3—4 \*  $3\frac{1}{4}$ , hyalina foventibus. — In ligno Pyri, Alni, Carpini et Quercus in agro Tarvisino et Patavino, socio statu ascophoro.

II. Status ascophorus. Formas sequentes in agris citatis observavi:

1. *Umi*: asci 90 \* 13; sporidia 18—20 \* 6, partim subdisticha, 3—4-septata, septo 1—2 longit. rariore.
2. *Broussonetii*: sporidia 16—18 \* 6— $6\frac{1}{2}$ , 3—4-septata, monosticha.
3. *Pyri communis*: sporidia 16 \*  $4\frac{1}{2}$ —5, 3-septata, monosticha.
4. *Alni glutinosæ*: asci 100 \* 8; sp. 18—20 \* 5—6, 3-septata, septo 1—2 long. rariore, monosticha.

5. *Aceris campestris*: asci 90 \* 7; sp. 15—18 \* 6—6 $\frac{1}{2}$ , 3-septata, septo 1—2 long. rariore, monosticha.
6. *Coryli Avellanae*: sporidia 16—18 \* 5—5 $\frac{1}{2}$ , 3-septata, monosticha.
7. *Fagi sylvaticae*: asci 85 \* 6—7, spor. 18 \* 5, 3-septata, monosticha.
8. *Corni sanguineae*: sporidia 15—18 \* 5, 3-septata, monosticha.
9. *Symphoricarpi racemosa*: asci 80—100 \* 7—8; spor. 20—22 \* 6, 3—4-septata, septo 1—2 longit. rariore, monosticha.
19. **Melanomma Catillus** Sacc. Myc. Ven. 114 t. XI f. 39—42. Non amplius lecta, sed praedistincta.
20. **Teichospora Mesasecium** (DNtrs.) Sacc. — *Sphaeria Mesasecium* DNtrs. sf. it. No. 62. Erb. cr. it. Ser. II. Nr. 442.  
*Hab.* in truncis annosis *Vitis viniferae a Vittorio* (Treviso) Nov. 1873.  
*Obs.* Asci clavati, 150—180 \* 25, paraphysati. Sporidia disticha ovato-fusoidea, 45—50 \* 20—22, 7—8 septata, ad septa leniter constricta, fuliginea, initio cribroso-guttulata, dein muriformia.
21. **Trematosphaeria pertusella** Sacc. Peritheciis sparsis gregariisve, minutis, globulosis, diam. circ.  $\frac{1}{8}$  mill., atris, basi ligno insculptis, rarius semiimmersis, carbonaceis, ostiolo conoideo, dein pertuso; ascis cylindraceo-oblongis, deorsum sensim attenuato-stipitatis, 75 \* 40, paraphysibus tenuibus parce obvallatis, 8 sporis; sporidiis distichis fusoidis 22—24 \* 6, rectis, 3-septatis, ad septa constrictis, fuligineo-olivaceis, guttulatis.  
*Hab.* in ligno denudato ramorum *Fici Caricae a Selva* (Treviso) Octobr. 1873.  
*Obs.* A Tremat. pertusa, (in agro Veneto quoque saepius obvia) cui similis, differt peritheciis fere dimidio minoribus, ostiolo angustius pertuso, ascis sporidiisque rectis, paulo minoribus.
22. **Caryospora Putaminum** (Schw.) DNtrs. Microm. Dec. IX., ubi ex errore asci nulli habentur.  
*Hab.* in putamine putrescente *Persicae vulgaris, Patavii, Majo* 1874.  
*Obs.* Asci juniores clavato-cylindracei usque 200 micr. longi, paraphysati, dein evanescentes. Sporidia initio fusoides-elongata 60 \* 18, bilocularia, loculis crasse 1-guttatis, locello minuto acuto v. obtuso utrinque aucta, fuliginea, strato gelatinoso persistente obvoluta, dein biconica, maxima, 80—85 \* 30—35, bilocularia, ad septum leniter constricta, utrinque attenuata et saepius inverso-curvata, prorsus opaca.
23. **Caryospora callicarpa** (Curr.) Nke.-Fekl S. M. 163.  
*Hab.* in cortice duriore *Populi nigrae, a Vittorio, (Treviso)* Oct. 1873.  
*Obs.* Asci clavati, ampli, 150 \* 35, paraphysati, octospori. Sporidia disticha, v. oblique monosticha, biconico-fusoidea, 80 \* 18—25, curvula initio constricto-1-septata, loculis dein spurie trilocularibus, 2—3-guttulatis, fuligineis; prorsus matura non vidi.
24. **Caryospora Olearum** (Cast.) Sacc.  
*Hab.* in cortice duriore *Oleae europaeae* in agro Veronensi et Tridentino, autumnno 1874.- *a Conegliano* (Speg. 1876).  
*Obs.* I. Asci cylindracei, 110 \* 12—14, breve crasseque stipi-

tati, paraphysati, 8-spori. Sporidia disticha cylindraceo-fusoidea, 28—32 \* 9—10<sup>1</sup>/<sub>2</sub>, utrinque obtusiuscula, sæpius inaequilateralia, subcymbiformia, initio subhyalina, pluri-guttulata, dein 5—7-septata olivaceo-fuliginea, ad septum medium leniter constricta.

Obs. II. *Sphaeria melina* B. et Br. in Rabh. F. E. Nr. 1835 huic peraffinis est, ergo ex eodem genere. (Hæc et *C. Olearum* in «*Michelia*» p. 345 ad gen. *Melanomma* duxi.)

25. ***Bertia macrospora*** Sacc. Peritheciis dense gregariis confluentibusque, superficialibus subrotundis, repandisque ubique obtuse verruculosis, atris, opacis, diam. circiter  $\frac{3}{4}$ —1 mill., ostiolo brevi papillato, quandoque vix distincto, contextu pachydermatico, carbonaceo, atro; ascis cylindraceo-clavatis, apice rotundatis, deorsum crassiuscule attenuato-stipitatis, 100—130 \* 15, stipite imo basi noduloso appendiculatoque, paraphysibus filiformibus brevibus parvis obvallatis, 8-sporis: sporidiis oblique monostichis v. distichis, elongato-fusoideis, 40—45 \* 16—19, plerumque curvulis, utrinque obtuse attenuatis, constricto 1-septatis, crasse 4-guttatis, tandem tenuiter 3-septatis, hyalinis.

*Hab.* in ligno decorticato putre fagineo in sylva *Cansiglio* (Treviso) Octobr. 1874.

Obs. Affinis *Bertie querceti* Rehm Asc. No. 43 et Winter Diagn. und. Notiz. zu Rehm's Asc. p. 5; differt vero sporidiis plus quam duplo crassioribus, peritheciis magis rugosis, subopacis, etc.



## MICHELIA

## COMMENTARIUM MYCOLOGICUM

FUNGOS IN PRIMIS ITALICOS ILLUSTRANS

CURANTE

P. A. SACCARDO

## INDEX

SPEGGAZZINI C. — Nova addenda ad Mycologiam Venetam . . .	pag. 453
SACCARDO P. A. — Fungi italici autogr. delineati. — Com- ment. tab. 321-640 . . . . .	» 488
— Fungi Gallici lect. a cl. viris Brunaud, Gillet et Le- tendre . . . . .	» 500
— Fungi Veneti novi v. critici. Series X. . . . .	» 539
— Fungi aliquot Ticinenses . . . . .	» 547
VIDO A. — Repertorium Mycologiae Venetae seu Index . . .	» 553

Fol. 10  $\frac{1}{2}$  — Pretium it. lib. (*francs*) 10. 50.

PATAVII

TYPIS SEMINARII

1879





NOVA ADDENDA

AD

MYCOLOGIAM VENETAM

AUCTORE

CAROLO SPEGAZZINI

---

**Hymenomycetæ Fr.**

1. *Clavaria pistillaris* L., Saccardo Myc. Ven. Sp. p. 67.  
*Hab.* In sylvula comitis Giustiniani prope *Conegliano*, aut. 1879.  
*Obs.* Formam legi abnormem, subpyriformem, apice umbilicatam, longitudinaliter plicato-rugosam, cinereo-rubrescentem, alt. 14 cent., diam 6 cent. An varietas?

**Gasteromycetæ Fr.**

2. *Geaster mammosus* Fr., Vitt. Monog. Lycop. p. 165, tab. I. fig. IX.  
*Hab.* In sylvula alpina *Consiglio* inter acus putrescentes *Coniferarum*, Aug. 1878.  
*Obs.* In eadem sylvula legi etiam *Geasterem fornicatum* (Huds) Fr., *G. hygrometricum* Pers., et *Lycoperdon pyriformem* Schæff. ad caudices putrescentes *Fagorum*.

**Hypodermææ dBry.**

3. *Ustilago receptaculorum* (DC) Tul. Sacc. Myc. Ven. Sp. p. 73.  
*Hab.* In receptaculis florum *Scorzonerae* hispanicae in sylvula comitis Giustiniani, prope *Conegliano*, verè 1878 & 1879, rarissime.

4. **Polycystis ? italica** S. & S. in litt. ad Schröt. Endogena; externe nunquam manifesta; sori fere totam seminis massam occupant, et pulvere compactiusculo, atro-brunneo obruunt: sporæ 3-6 conglobato-connatae: una lateralis, magna, sphaerica, hyalino-verruculosa, atro-fuliginea, 25-30  $\mu$ m. diam., ceteræ (2-5) subglobosæ, glomerulatae, 5-10  $\mu$ m. diam., pallide fuscae, leves, episporio crassiusculo donatae.

*Hab.* Intra semina Castaneæ vescae, *Conegliano* 9 Novembri 1878.

*Obs.* An vera Ustilaginea sit, ignota germinatione, dubitandum.

5. **Uromyces Chenopodii** Thm. in schedis. — Speg. *Decades myc. Ital.* n. 30. (sub nom. *U. gigantei* Sp.)

*Hab.* In caulibus Schoberiae maritimæ in Campo Martis, *Venetis*, Martio 1879.

6. **Æcidium Compositarum** Mart. Fl. Erl. p. 314. Cook. Brit. Fung. II, p. 542 = f. *Hieracii murorum*.

*Hab.* In ejusdem foliis vivis in alpinis Cadubriæ a *Zoldo*, æst. 1877.

7. **Melampsora Betulæ** (KL) Dmz., Sacc. Myc. Ven. Sp. p. 77.

*Hab.* Ad folia viva Betulæ albæ a *Belluno*, Oct. 1878, rarissime.

### **Phycomycetæ** dBy.

8. **Peronospora Cydarissiae** PBy. Thuemen Myc. Univ. n. 45. Erb. Critt. Ital. Ser. II. n. 692.

*Hab.* In foliis Euphorbiæ Cyparissiae a *Belluno*, Octobri 1878.

9. **Pilobolus Kleinii** v. Tiegh. Struct. Spor. Pilob. in Boll. d. l. Soc. Bot. de Franc. 1875.

*Hab.* In stercore humano putrescente, *Conegliano*, vere 1879 rarius.

10. **Cystopus candidus** (Pers.) dBy, Sacc. Mycol. Ven. p. 89. — forma *Sisymbrii officinalis* & forma *Arabidis hirsutæ*.

*Hab.* in eorundem foliis a *Conegliano*, majo 1879.

11. **Cystopus cubicus** (Str.) dBy, Sacc. Mycol. Ven. p. 89. — forma *Tragopogonis pratensis*.  
*Hab.* in ejusdem caulibus, foliis floribusque a *Conegliano*, Majo 1878.

## **Ascomycetæ** dBy.

### PYRENOMYCETÆ *Fr.*

12. **Fracchiæa heterogena** Sacc. Myc. Ven. Specimen p. 115. et Mycoth. Ven. n. 88.  
*Hab.* In sarmentis putrescentibus Rubi fruticosi a *Susegana*, Majo, & Alni viridis a *Belluno*, Oct. 1878.  
*Obs.* Asci paraphysibus longioribus, crassiusculis, guttulatis, hyalinis obvallati, quæ sine jodi ope difficillime conspiciuntur.
13. **Ceratostoma Venetum** Speg. Perithecia sub-carbonacea, majuscula,  $\frac{1}{4}$ - $\frac{1}{3}$ -mill. diam., sparsa, superficialia, subglobosa in ostiolum crassum fragile apicem versus molliusculum, desinentia; contextu perithecorum parenchymatico-celluloso, ostioli autem prosenchymatico-fibroso: asci (cito diffuentes).....: sporidia sub-navicularia, inferne inæquilateraliter sub-mucronata, fuliginea, opaca, 6-9 = 5.  
*Hab.* Ad putamina Coryli Avellanæ putrescentia, *Conegliano*, Febr. 1879, rarissime.
14. **Amphisphæria culmicola** Sacc. Myc. Ven. Spec. p. 113. Fungi Ital. n. 444.  
 \***A. melanommoides.**  
*Hab.* In radicibus et culmis Arundinis Donacis putrescentibus *Conegliano*, Mart. 1879.  
*Obs.* A typo recedit peritheciis globosis, superficialibus, papillulatis, dense gregariis; notæ fructificationis perfectissime tamen quadrant cum typo.
15. **Sphærella Coneglianensis** Sp. Perithecia primo subepidermica, dein erumpentia atque subsuperficialia, 120-150 micr. diam., laxè gregaria; contextus inferne subcarbonaceus, superne parenchymatico-polyedricus, fuligineo-ater. Asci cylindræci vel cylindræco-clavati,



antice crassiuscule tunicati, 40-45  $\approx$  5, octospori, aparaphysati. Sporidia didyma, loculo superiore majore, hyalina, 7-8  $\approx$  2 $\frac{1}{3}$ -3.

*Hab.* Ad folia emortua dejecta Calycanthi floridi, Mart. 1879, *Conegliano*.

16. **Sphærella nerviseda** Sp. Perithecia innata, sphaeroidea, ostiolo perforato papillato donata, 100-120 micr. diam.: contextus minute parenchymaticus, ater. Asci clavati, vel cylindracco-clavati, aparaphysati, 35-45  $\approx$  7-7 $\frac{1}{2}$ , octospori. Sporidia oblongo-cylindracea, didyma quandoque curvula, ad septum vix constricta, hyalina, 15-20  $\approx$  2 $\frac{1}{2}$ -3, disticha vel oblique monosticha.

*Hab.* In nervis foliorum putrescentium, quae toruloso-reticulata evadunt, Orobi verni, *Conegliano*, vere 1879.

*Obs.* Cum *Sph. nemorosa* S. & S. in eadem planta vigente non comparanda.

17. **Sphærella Epicymatia** (Wallr.) Fekl. Symb. myc. p. 118. Karsten. Myc. Fenn. II. p. 96.

*Hab.* In thallo emortuo putrescente Parmeliae caperatae a Bresséo (Colli Euganei) Febr., a Belluno et in Sylva Cansiglio, Aug. et Oct. 1878.

18. **Sphærella Lachesis** Sacc. Fung. Ven. Ser. II. p. 302. Speg. Decades myc. Ital. n. 11.

*Hab.* In foliis emortuis putrescentibus Hellebori viridis, *Conegliano*, vere 1878.

19. **Sphærella prominula** Speg. n. s. Peritheciis globulosis, primo tectis, dein subsuperficialibus, minutis, 100-120 micr. d., laxe gregariis v. sparsis, epiphyllis, atris: ascis cylindracco-sinuosis crassiuscule tunicatis, mollibus, aparaphysatis, octosporis, 70-75  $\approx$  8-10; sporidiis valde irregularibus, elliptico-oblongis, subinaequilateralibus, 1-septatis, ad septum valde constrictis, minute 2-8-guttulatis, hyalinis, 15-16  $\approx$  7-8.

*Hab.* ad folia emortua Pteridis aquilinæ a *Conegliano*, Majo 1878.

*Obs.* A *Sphærella Pteridis*, *S. aquilina*, *Didymella lophospora* etc. satis superque distincta.

20. **Gnomonia Veneta** Speg. Perithecia globulosa, laxe gregaria, primo parenchymati innata, tecta, dein emergentia, sicca cupulato-collapsa,  $\frac{2}{10}$ - $\frac{3}{10}$  mill. diam., atro. rostro elongato, recto vel curvulo, crassiusculo, perithecium æquante vel paululum excedente, concolore instructa. Asci fusoido-clavati, apice rotundati, crassiuscule tunicati, 45-50  $\approx$  7-8, octospori, aparaphysati. Sporidia elongato-fusoida, quandoque sub-clavulata, utrinque obtusiuscula, excentrice 1-septata, h. e. loculo inferiore bis longiore quam superiore, hyalina, minute pluriguttulata, utrinque appendicibus rostriformibus acutiusculis auctis, 15  $\approx$   $3\frac{1}{2}$ -4,  
*Hab.* Ad folia dejecta *Ostryæ carpinifoliæ*, *Colfosco*, Martio 1879.
21. **Gnomonia vulgaris** Ces. & DNtrs. Karsten, *Myc Fenn.* II. p. 124. Sacc. *Michelia* II. 245.  
*Hab.* Ad folia dejecta putrescentia *Coryli Avelanæ*, *Conegliano*, vere 1879.
22. **Diaporthe** (Tetrast.) **Mahoniæ** Speg. Stroma ramos late ambiens per lignum immutatum tortuose et profunde excurrens, nigrolimitatum; peritheciis discretis, globosis,  $\frac{1}{3}$ - $\frac{1}{4}$  mill. diam., ligno decorticato vel corticato totaliter vel semiimmersis, ostiolis brevibus, cylindraneo-conoideis, obtusis, exertis. Asci oblongo-fusoidi, 65-75  $\approx$  10, octospori, aparaphysati. Sporidia disticha vel oblique monosticha, elliptico-elongata, 12-14  $\approx$  4- $4\frac{1}{2}$ , utrinque rotundata, medio constricto-1-septata, 2-6-guttulata, hyalina.  
*Hab.* In ramulis emortuis *Mahoniæ Aquifolii*, *Conegliano*, 7 Mart. 1879.
23. **Diaporthe** (Euporthe) **Americana** Sp. Stroma hinc inde ramos ambiens, per lignum immutatum excurrens, nigro-limitatum; peritheciis 3-7 in eadem macula stromatica laxe-gregarie insidentibus, ligno infossis.  $\frac{1}{6}$ - $\frac{1}{8}$  mill. diam., atris, ostiolo plus vel minus longo recto vel curvulo, cylindraneo, corticem perforante ornatis; contextu tenuissime membranaceo-parenchymatico, fuligineo. Asci oblongo-fusoidi, aparaphysati, 55-

60  $\approx$  7–8, granuloso-oleoso faretis. Sporidia..... immatura, non visa.

*Hab.* In ramulis emortuis Magnoliæ grandifloræ, *Susegana*, Oct. 1877.

24. **Diaporthe (E.) muralis** Sp. Stroma caulem late ambiens; peritheciis globosis, atris, ligno immutato immersis, discretis vel rarius subaggregatis,  $\frac{1}{5}$ – $\frac{1}{6}$  mill. diam., ostiolo cylindraceo-conoideo, plus minusve exerto, nunc recto nunc obliquo ornatis. Asci oblongo-fusoidei, 40–50  $\approx$  8–10, 8-spori, paraphysati. Sporidia disticha vel oblique monosticha oblongo-ellipsoidea, medio 1-septata atque constricta, utrinque obtusiuscule acuminata, 15  $\approx$  4 guttulata, hyalina.

*Hab.* In caulibus emortuis Sedi albi, Patavii, Febr. (immatura), et S. reflexi, *Belluno* Oct. 1878.

25. **Diaporthe (Euporthe) occulta** (Fekl.) Nke, Fekl. Symb. 210.

*Hab.* ad strobilos putridos Cupressi sempervirentis a *Susegana*, Majo 1879, rarissime.

26. **Amphisphæria fallax** DNtrs Sfer. ital. p. 69 tab. 72. Rabh. F. E. n. 1935.

*Hab.* in cortice duriore Quercus pedunculatæ, in collibus di *Conegliano*, rarissime, Majo 1879.

27. **Leptosphæria nectrioides** Speg. Perithecia subcorticalia,  $\frac{2}{10}$ – $\frac{3}{10}$  mill. diam., superne cortici tenaciter adhaerentia, atque eum circum circa paululum nigricantia, sordide flavo-fuscescentia, ostiolo atro subraceo epidermidem perforante donata; contextus molliusculus, tenui-membranaceus melleo-fuscidulus, ostiolum versus ater ac subcarbonaceus. Asci fusoido-clavati, 90–100  $\approx$  12–18 p. spor., apice rotundati, inferne in pedicellum crassiusculum, 15–20  $\approx$  5, elongati, paraphysibus paulo longioribus, filiformibus, guttulis obvallatis; sporidia disticha vel tristicha, fusoido-elongata, 8-septata, ad septa constricta, curvula, loculo tertio superiore tumidiore, utrinque acutiuscule rotundata, fuligineo-olivacea, 35  $\approx$  6.

*Hab.* In sarmentis putridis Clematidis Vitalbæ in Monte *Cerva* prope *Belluno*, Oct. 1878.

28. **Leptosphæria arvensis** Sp. Perithecia innata, subsphæroidea, 100–150 micr. diam., parallele disposita, atra, ostiolo minuto, papillato, parum exerto, contextu fuligineo dense parenchymatico. Asci cylindraceuti vel cylindraceuto-clavati, 90–120  $\approx$  7–11, paraphysibus creberrimis, mucosis-obvallati, octospori. Sporidia elongatofusoidea, disticha vel oblique monosticha, utrinque acutiuscula, 3–5-septata, loculis internis 1-guttulatis, flavido-fuliginea, 30–35  $\approx$  5–6 $\frac{1}{2}$ .

*Hab.* In caulibus emortuis putrescentibus *Equiseti arvensis*, a *Conegliano*, Decemb. 1878.

29. **Leptosphæria puccinioides** Speg. n. s. Peritheciis 2–3 gregariis v. solitariis, parenchymati immersis, macula fusca lineari ex innumeris hyphis mycelicis conflata insidentibus, nudoque oculo *Pucciniam* æmulantibus; ascis cylindraceuto-clavatis, breve stipitatis, 60–65  $\approx$  7–8, paraphysatis octosporis; sporidiis cylindraceuto-oblongis, 5-septatis, loculo secundo superiore protuberante, ad septa vix constrictis, 18–20  $\approx$  3–4, pluriguttulatis, hyalinis.

*Hab.* ad folia dejecta *Caricis paludosæ* a *Conegliano*, vere 1879.

30. **Sporormia ambigua** Niessl Die Arten Pyr. Spororm in *Österreich. Bot. Zeitsch.* p. 97, II. 2, Febr. 1874.

*Hab.* In fimo vaccino putrescente in montanis prope *Belluno*, Oct. 1878.

31. **Sporormia leptosphærioides** Speg. Perithecia minuta, sparsa, subsphæroidea, 120–140 mm. diam., ostiolo impresso perforata, contextu membranaceo parenchymatico-polyedrico atro-fuligineo. Asci cylindraceuti, superne rotundati, p. sp. 100–110  $\approx$  10–15, inferne in pedicellum, 30–35  $\approx$  5, elongati, paraphysibus simplicibus filiformibus obvallati. Sporidia cylindraceuto-fusoidea, tetramera, recta vel curvula, loculis duobus mediis cylindraceutis, duobus extremis sub-conoideis, mucos deficientia, atque loculis nunquam secedentibus donata, 30–35  $\approx$  5–5 $\frac{1}{2}$ , obscure fuligineo-olivacea.

*Hab.* In fimo ovino vetusto putrescente in pratis circa *Conegliano*, æst. 1878.



32. **Melanomma canescens** Sp. Perithecia globosa vel subsphaeroidea, minuscula  $\frac{1}{4}$ - $\frac{1}{3}$  mill. diam., atra, subcarbonacea, ostiolo papillato perforato donata, pilis sordide hyalinis, continuis vel 1-2-septatis, 100-200  $\approx$  5-7, undique laxe vestita (etiam in senectute?), ut oculo nudo cinereo-hirtella videntur. Asci cylindraceo-clavati, paraphysibus obvallati, octospori, 70-90  $\approx$  15-18. Sporidia disticha vel oblique monosticha, triseptata, ad septa non vel vix constricta, elliptica vel ovoideo-elliptica, quandoque subinaequilateralia, loculis 1-guttulatis, 20-25  $\approx$  10, primo hyalina, dein dilute fuligineo-virescentia.
- Hab.* Ad asseres abietinos putrescentes, *Conegliano* 21 Decembre 1878.
33. **Melanomma alpinum** Sp. Perithecia dense gregaria circulariter pustulatin erumpentia (more *Botryosphaeria Bèrengerianae* f. *Rhamni Frangulae*), minuta,  $\frac{1}{3}$ - $\frac{1}{4}$  mill. diam., ovoidea vel subsphaeroidea, papillulosa, atra, ostiolo minuto perforata. Asci cylindracei, vel leniter cylindraceo-clavati, 75-90  $\approx$  8-9, octospori, paraphysibus longioribus obvallati. Sporidia disticha vel saepius oblique monosticha, primo hyalina 2-magniguttulata, dein 4-guttulata, postremo 1-septato-constricta, pallide olivaceo-fuliginea, 18  $\approx$  4.
- Hab.* Ad ramulos emortuos *Rhamni saxatilis*, *Rh. Frangulae*, & *Hippophaeos rhamnoidis* in alpinis prope *Belluno*, Oct. 1878.
- Obs.* Species habitu *Botryosphaeria Bèrengerianae* simillima, sed notis fructificationis valde recedere videtur.
34. **Kalmusia dealbata** Sacc. Fung. Ven. ser. V. p. 179. Mycoth. Ven. n. 677.
- Hab.* *Conegliano*, in trunco decorticato adhuc vivo *Lyriodendri Tulipiferae*, vere 1879.
35. **Aglaospora profusa** (Fr.) DNrs., Sacc. Myc. Ven. Sp. p. 125. Mycoth. Ven. n. 98-650.
- Hab.* Vulgatissima in omnibus ramis truncisque emortuis *Robiniae pseud-acaciae*, *Conegliano*, perennis, 1875-79.
- Obs.* Vere anni praeteriti apud *Coneglianum* observavi

ad folia *Vitis viniferae* pelliculam tomentosulam atram nudo oculo *Capnodio* vel *Fumagini* simillimam; microscopio autem observata ab innumeris sporidiis *Aglaosporae profusae* composita videbatur. Haec sporidia, a palis Robiniaceis, quibus *Vitis* maritata, exsiliabant atque illapsa super folia, humiditatis foliorum causa, germinare incipiebant. Sporidia germinantia, ex uno vel pluribus loculis hypham,  $100-150 \approx 3$ , emittebant hyalino-fuscidulam, quae sub-dichotomice dividebatur atque apicibus conidia hyalina, elliptica vel ovoidea, minuta  $4-5 \approx 1-2\frac{1}{2}$ , gerebat. Quandoque invicem duo ramuli, ex eodem sporidiorum loculo orti, vertice conjungebantur, et corpusculum cylindrico-oblongum sinuoso-intestiniforme,  $30-35 \approx 6-8$ , quandoque summitate subspiraliter revolutum efformabant.

**SACCARDOELLA** Sp. (nov. gen.) *Char.* Perithecia majuscula totaliter immersa, ostiolo papillato donata, carbonacea: asci cylindracei, — octospori, paraphysati: sporidia fusoido-elongata,  $20-30$  — septata, utrinque setigera.

36. **Saccardoella Montellica** Sp. Perithecia majuscula,  $\frac{1}{2}-\frac{3}{4}$  mill. diam., cortice immersa, ovato-sphaeroidea, superne in ostiolum acutiusculum vix exertum, perforatum desinentia, atro-carbonacea. Asci cylindracei, longissimi,  $400-450 \approx 14-15$ , apice crasse tunicati, inferne in pedicellum breve ac robustum attenuati, paraphysibus filiformibus guttulatis, obvallati. Sporidia praegrandia, fusoido-elongata  $100-115 \approx 12$ ,  $20-30$  — septata, ad septa leniter constricta, loculis  $3-5$  guttulatis, utrinque acutiuscula, ac setula rigidula,  $10-15 \approx 1$  ornata, hyalina vel fuscidula.

*Hab.* Ad corticem vetustum quercuum in sylva *Montello*, 3 Jan. 1879, rarissime.

37. **Pleospora Venturia** Sp. Perithecia superficialia, minutissima,  $120-140$  mmm. diam., sparsa, hypophylla, pilis rigidulis, atris, unicelluloribus,  $40-80 \approx 5-7$ , laxè undique vestita, contextu tenui-membranaceo parenchymatico, fuligineo-atro. Asci pauci,  $5-7$  in eod. perith., cylindraceo-clavati, crasse tunicati,  $4-8$  spori, apa-

raphysati, 80-90  $\approx$  30-35. Sporidia disticha, majuscula, elliptica, utrinque obtusa, 3-5 horizontaliter, 2-4 verticaliter septata, ad septum medium constricta, primo flavida multiguttulata, dein brunneo-fuliginea 30-40  $\approx$  15.

*Hab.* Ad folia arida Dryadis octopetalæ in alveo *Plavis, a Belluno*, Oct. 1878.

38. **Pleospora malacospora** Speg. Perithecia innata: lenticulari-subsphæroidea,  $\frac{1}{5}\frac{1}{6}$  mmm. diam., ostiolo papillato protuberante exerto, contextus densissime parenchymatico fuligineo-atro. Asci cylindraceo-clavati, apice crassissime tunicati, pauci, aparaphysati(?), 100  $\approx$  16-18. Sporidia disticha, ellipsoidea irregulariter murali-septata, ad septa constrictiuscula, flavescencia, 22-24  $\approx$  10-11.

*Hab.* In charta stercorata putri in umbrosis prope *Conegliano*, vere 1879.

39. **Pleospora hyalospora** Speg. Perithecia hinc inde sparsa maculis albidis insidentia, subepidermica, lenticulari-sphæroidea,  $\frac{1}{3}-\frac{1}{2}$  mmm. diam., sicca cupulata, ostiolo minuto papillato, epidermidem perforante, donata. Asci cylindraceo-clavati, crasse tunicati sed tennissimi et fere diffuentes, paraphysibus duplo longioribus obvallati. Sporidia elliptica, 3-horizontaliter, 1-verticaliter septata, ad septa, speciatim medio, constricta, perfecte hyalina, granuloso-nubilosa quandoque farcta, 24  $\approx$  12.

*Hab.* In sarmentis emortuis *Vitis viniferae a Belluno*, Oct. 1878.

*Obs.* Ob sporidia perfecte hyalina probabiliter ad novum genus trahenda species.

40. **Pleospora hispida** Niessl Notiz. ueb. n. k. Pyr. p. 193, tab. IV, f. 17.

*Hab.* In caulibus emortuis putrescentibus *Lithospermi officinalis a Conegliano*, vere 1877.

41. **Pleospora Salsolæ** Fuck. Symb. myc. p. 131-Fung. Rh. n. 814. Speg. Dec. It. myc. n. 21.

*Hab.* In caulibus emortuis putrescentibus *Salsolæ Kali in Campo Martio, Venetiis*, 25 Martio 1879.



42. **Rhaphidophora herpotricha** (Fr.) C. DNtrs Schemer. Sfer. 233. *Sph. herp.* Fr. DNtrs Micr. it. Dec. IX. n. 9. Perithecia sparsa vel laxe gregaria, in matrice sæpius stromatice obscurata insidentia, majuscula  $\frac{1}{2}$ – $\frac{3}{4}$  mill. diam., olivaceo-brunnescens, ostiolo prominulo acutiusculo ornata, atque hyphis fuligineis, anastomosantibus undique tomentoso-vestita, contextu parenchymatico fuligineo densissimo. Asci cylindrici, 140–160  $\approx$  10–12, paraphysati, 8–spori; sporidia bacillaria, 140–160  $\approx$  2–3, pluriguttata, hyalina.

*Hab.* In culmis putrescentibus Triticum vulgaris, Conegliano, Martio 1879.

43. **Pseudovalsa longipes** (Tul.) Sacc. Fung. Ven. Ser. IV. p. 20. *Melanconis longipes* Tul. Cke Ind. 820.

*Hab.* Ad ramulos dejectos *Quercus sessilifloræ*, Conegliano, aut. 1877–78.

*Obs.* Asci clavati, 8–spori, apice crassæ tunicati; sporidia elongata curvula, 4–5–septata, non constricta fusca, 35–45  $\approx$  4–5.

#### HYPOCREACEÆ DNtrs.

44. **Nectriella villosula** Speg. Perithecia superficialia, sparsa minutissima,  $\frac{1}{8}$ – $\frac{1}{6}$  mill. diam., flavescens vel flavo-rufescens, villosa-tomentella, subsphæroidea, ostiolo papillato ornata, contextus densissime et minute parenchymaticus, flavido-dilute-ochraceus. Asci cylindraceo-fusoidei, superne coarctati atque truncati, 45–50  $\approx$  4–5, paraphysati, octospori. Sporidia disticha, rarius monosticha, continua quandoque 1–3–guttulato-pseudo-septata, hyalina, elliptica vel elliptico-elongata, 8–10  $\approx$  2 $\frac{1}{2}$ –3.

*Hab.* In ramulis emortuis *Rosæ alpinæ* in Monte Cerva prope Belluno, Oct. 1878, rarissime.

*Obs.* Ob sporidia quandoque 1–2–3–guttulato-pseudoseptata ad *Calonectriam* vergit.

45. **Nectria Urceolus** Sp. Decades mycologicæ Italicæ N. 16. Perithecia urceoliformia, gregaria, carneo-fla-



vescentia, minuta, superne applanata, ostiolo fuscidulo perforata, contextu tenuissime membranaceo, polyedrico-parenchymatico, dilute roseo-flavescente. Asci cylindraceo-fusoidei, apice coarctati, præcipue in junioribus, atque tunica crassa bifoveolata donati, 4-6-8-spori. 40-45  $\approx$  4-5, aparaphysati. Sporidia disticha rarius oblique monosticha, cylindræa, utrinque obtusiuscula, medio 1-septata et constricta, nubiloso-hyalina, 16-18  $\approx$  2-3.

*Hab.* In ramulis emortuis putrescentibus Rosæ Gallicæ in Monte *Cerva* prope *Belluno*, Oct. 1878.

46. **Nectria charticola** (Fuck.) Sacc. *Michelia* III, p. 289. *Fuck.* *Symb. myc.* p. 176.

*Hab.* *Conegliano*, in charta putrescente stercoreata in umbrosis, Febr. 1879.

*Obs.* A *N. Pezicula* Sp. Mich. II, p. 232 facillime dignoscenda.

47. **Calonectria macrospora** S. & S. *Michelia* II. 251. *Fungi ital.* N. 197.

\* **C. Tarvisina** Sp. *Perithecia* flavo-rubentia, subglobosa,  $\frac{1}{4}$ - $\frac{1}{3}$  mill. diam., superne intensius colorata, ostiolo subumbilicato perforata, non crasse tunicata: contextu densiusculo, flavo-rubescente, parenchymatico. Asci clavati, paraphysibus creberrimis obvallati, 150-180  $\approx$  20. Sporidia fusioidea, quandoque curvula, utrinque acutiuscule rotundata, 7-septata, grosse 6-8-guttulata, ad septa constricta, 60  $\approx$  10-12, hyalina, senectute tamen pallide fusciscentia.

*Hab.* In ramulo emortuo putrescente *Gleditschia Triacanthi*, a *Treviso*, 22 Novemb. 1878, rarissime.

*Obs.* A typo *C. macrospore* recedit peritheciis minoribus, superne non truncatis, minus crasse tunicatis, colore, habitatione etc.

48. **Aponectria inaurata** (B. & Br.) Sacc. *Michelia* III. p. 296. *Cook. Hndb.* p. 783.

*Hab.* In ramulis emortuis *Ostryæ* & *Frangulæ* in montanis prope *Belluno*, Oct. 1878.

*Obs.* I. *Perithecia* minuta, globosa, aurantiaco-cinabarina, cæspitosa erumpentia. In eodem perithecio adsunt asci spermatiophi, 75-80  $\approx$  10, aparaphysati,

50–100 sporidia minuta ovoidea vel elliptica,  $3 \approx 1$ , hyalina foventia; asci autem veri rariores, 8–spori, 70–80  $\approx$  7–8; sporidia elliptica hyalina spurie 1–septata, crassiuscule tunicata, utrinque obtusiuscula atque mucrone concolore acutiusculo aucta, 14–16  $\approx$  3–3½.

*Obs.* II. Diu confusi cum *Chilonectria Cucurbitula*, in eodem ramulo concrecente, sed sedulo observata perithecia valde diversa videntur, nam minora, nunquam cupulata, aurantiaco–cinnabarina nec rubella viridi–aureo tecta. An status *Chilonectrie*? Etiam in *Pleonectria Lamyi* perithecia primo cupulata, rubella viridi–aureo tecta, dein rufo–rubescencia etc. observavi.

#### DOTHIDEACEÆ *Nke.*

49. *Dothidea insculpta* Wallr. Fuch. Symb. Myc. p. 223. Saccardo, Fung. Ven. p. V. p. 183. Mycoth. Ven. n. 641 Fungi italici N. 211.

*Hab.* In sarmentis emortuis putrescentibus Clematidis Vitalbæ, *Conegliano*, *Belluno* etc. autumno & vere 1876–79.

*Obs.* Omnia specimina quæ ipse legi a *Conegliano* & *Belluno* (nam species vulgatissima) valde differunt a descriptione Fuckelii et tabulis Saccardoï. Asci 70–100  $\approx$  15–18, crassiuscule tunicati; sporidia bilocularia, leculo supero tumidiore, utrinque rotundata 20–25  $\approx$  6–8, diu hyalina sed tandem viridulo–fuliginea. Notis citatis exemplaria mea melius accedunt ad formam *Dothideæ Sambuci*, quam *D. insculptæ*. An hæc postrema varietas *D. Sambuci*?

#### LOPHIOSTOMEÆ *Sacc.*

50. *Lophiotrema*? affine Speg. Perithecia minutissima, 100–150 micr. diam., subepidermica, laxè gregaria, ostiolo compresso, tantum exerto, donata, contextu distinctissime oblongo–parenchymatico, atro. Asci cylindræci, vel cylindræco–clavati, apice obtusiusculi atque crassiuscule tunicati, 80–10, 12, octospori. Sporidia pri-

mo 1-septata pluriguttulata utrinque acuta ac curvula, dein dilute fuscidula, 3-septata, ad septa constricta, recta, utrinque rotundata,  $18 \approx 6$  atque cauda,  $3-4 \approx 1-1\frac{1}{2}$ , parvula, rostriformi, acuta donata.

*Hab.* In ramulis emortuis Ampelopsidis hederaceæ a Conegliano, aut. 1878.

51. **Lophiotrema culmifragum** Sp. Perithecia subglobosa, minuta, immersa,  $\frac{1}{4}-\frac{1}{3}$  mill. diam., parallele disposita, ostiolo tantum superficiem attingente, circum circa substratum parum nigrificantia. Asci cylindracco-clavati,  $80-90 \approx 8-10$ , paraphysibus filiformibus obvallati. Sporidia disticha primo constricto-1-septata, 4-guttulata, dein 3-septato-constricta, curvula 4-6-guttulata, hyalina,  $20-25 \approx 4-5$ .

*Hab.* In culmis putrescentibus Arundinis Donacis a Conegliano, Aug. 1878.

*Obs.* Cum *L. semilibero* & *L. Arundinis* in eadem matrice cohabitantibus non comparandum.

52. **Lophiotrema littorale** Speg. Perithecia laxe gregaria,  $\frac{1}{4}-\frac{1}{3}$  mill. diam., subsphæroidea, ostiolo papillato compresso donata, basi tantum (rarius totaliter) ligno insculpta. Asci cylindracco-clavati, breve-stipitati, crasse tunicati,  $140-150 \approx 20-22$ , octospori, paraphysibus creberrimis ramulosis, guttulis obvallati. Sporidia disticha, 5-septata, ad septa constricta, loculo tertio superiore protuberante, loculis grosse 1-2-guttulatis, hyalina,  $35-40 \approx 12-14$ .

*Hab.* In ligno decorticato Salicis fragilis in insula dicta *Lido* apud Venetias, 25 Martio 1879.

*Ob.* Iodi ope asci et sporidia flavescunt: substantia autem, qua sporidia in ascis obvolvuntur, intense rubro-brunnescit et subopaca fit.

53. **Lophiostoma macrosporum** Speg. Perithecia  $\frac{1}{2}-1$  mill. diam., subsphæroidea, basi ligno insculpta, ostiolo compresso acutiusculo donata, solitaria vel 3-5 laxe gregaria, carbonacea. Asci cylindracco-clavati, crasse tunicati, breve pedicellati  $300-350 \approx 40-50$ , octospori, paraphysati. Sporidia oblongo-fusiformia, utrinque acutiuscula atque hyalino-apiculato-caudata, primo hyali-

na, strato crasso obvoluta, medio 1-septato-constricta, 24-32 guttulis 1-3-seriatis donata, dein sub-fuliginea, loculo superiore intensius colorato, 12-16-pseudo-septata ibique paulum constricta 95-100  $\approx$  20.

*Hab.* In cortice vetusto dejecto *Quercus pseudo-rubra* in Sylvula *Giustinian* prope *Conegliano*, vere 1879, socio *L. vicino* & *L. Montellico*, cum quibus facillime confunditur, iis vero rarius reperitur.

54. **Lophiostoma collinum** Speg. Perithecia parenchymate foliorum immersa, laxissime gregaria, parallela, ostiolo compresso acutiusculo exerto, subglobosa, atra, 180-200 micr. diam. Asci cylindraceo-clavati, superne rotundati, inferne in pedicellum brevem ac nodulosum desinentes, 150  $\approx$  20, paraphysibus longioribus filiformibus obvallati. Sporidia disticha, utrinque obtusiuscula, 5-7-septata, loculo superiore parva protuberante, ad septa leniter constricta, loculis raro 1-2-guttulatis, amœne flavescentia, 35-45  $\approx$  10-13.

*Hab.* Ad basim foliorum *Caricis piluliferæ* a *Conegliano*, Martio, & *C. patulæ* a *Belluno*, Octob. 1878.

55. **Lophiostoma oreophilum** Speg. Perithecia globosa profunde in ligno immersa, ostiolo compresso apice superficiem attingente, circum circa matricem cyaneo-virescentem (fere ut in *Chrysosplenio aruginoso*) efficientia. Asci cylindraceo-clavati, breve stipitati, 150  $\approx$  16-20, octospori, paraphysibus ramulosis, guttulatis obvallati. Sporidia disticha, elliptico-oblonga, utrinque acutiuscula, 5-septata, ad septa leniter medio evidentius, constricta, loculis 4 internis 1-guttulatis, amœne fuliginis, 2 extimis parvulis hyalinis, 30-35  $\approx$  8-10.

*Hab.* In ramulis emortuis putrescentibus *Corni sanguinæ*, in montanis prope *Belluno*, Oct. 1878.

*Obs.* Species profunditate perithecorum, coloratione substrati (an semper?), apicibus sporidiorum hyalinis prædistincta! A *Loph. viridario* Cke diversa.

56. **Lophiostoma dumeti** Sacc. Fung. Ven. Ser. III. p. 3. Ejusd. Fung. it. N. 224.



*Hab.* In ramulis emortuis Fraxini excelsioris in montanis prope *Belluno*, Oct. 1878.

*Obs.* Ob sporidia perfecte cylindrica, parum quandoque curvata, ad septa nunquam constricta aliquantulum a typo recedit. In agro Bellunensi legi etiam; *L. macrostomoides* DNtrs in cortice populino, & *L. Nucula* in Salicino. A *Conegliano* autem in radicibus Tunicae Saxifragae & cortice *Bignoniae Catalpa* inveni *L. Anaxæum* Sacc.

### HYSTERIACEÆ *Cda.*

57. **Lophodermium xylomoides** Chev. Fuck. Symb. myc. p. 256. Sacc. Myc. Ven. S. p. 157. Speg. Decad. myc. Ital. N. 8.

*Hab.* Ad folia dejecta Cratægi Oxyacanthæ prope *Conegliano*, Martio 1879, rarissime.

58. **Lophodermium maculare** DNtrs., Fuck. Symb. myc. p. 251. Speg. Decad. myc. Ital. N. 9.

*Hab.* Ad folia dejecta Quercus pubescentis, Rhamni saxatilis, Vaccinii Vitis—Ideæ in Monte *Cerva*, *Belluno*, Oct. 1879.

59. **Hysterographium hiascens** Rhem, Ascomyceten N. 314. Speg. Decad. myc. It. n. 7.

*Hab.* In cortice vetusto Quercuum in *Sylva Montello* & *Giustinian*, sociis *Hysterio pulicari* & *vulgari*.

*Obs.* I. Singulare! Species vulgatissima sed ob suam faciem *H. pulicari* similem nondum detecta in Europa; distinguitur tamen facile etiam nudo oculo, peritheciis utrinque acutioribus, quandoque basi coarctatis, rima minus lata, atque defectu striarum longitudinalium. Specimina mea perfecte conveniunt cum Rhemianis tum notis externis tum fructificationis internis.

*Obs.* II. Legi quoque a *Conegliano* *Aylographum vagum* in foliis dejectis Ilicis Aquifolii vere, 1879.

ELAPHOMYCETÆ *Tul.*

30. **Elaphomyces citrinus** Vitt. Monogr. Tub. p. 65, tab. IV, fig. XVI. Ejusd. Lycop. p. 214. tab. III, fig. XI. *Speg.* Decades myc. It. n. 5.

*Hab.* In terra calcareo-sabulosa inter radices *Quercuum* sub muscis in sylvula Comitum *Giustinian* prope *Conegliano*, vere 1879, rarius.

*Obs.* Odor debilis gratus. Fungus magnitudine pisi vel nucis *Avellanæ*; cortex levis brunneo-olivascens, thallo persistente floccoso late effuso amœne citrino-luteo obductus; peridium albido vel albido-cinereum crassiusculum; gleba atro-virescens; sporidia muriculata(?), 2-3guttulis magnis concentricis donata, fumose virescentibus, diam. 8-10 micr.

61. **Elaphomyces mutabilis** Vitt. *Vitt.* Monogr. Tub. p. 65, tab. IV, fig. XIV.; Ejusd. Lycop. p. 213.

\***E. immutabilis** *Speg.* (Dec. mycol. Ital. n. 6 sub *E. mutabili.*). Odor debilis, gratus. Fungus magnitudine pisi vel nucis *avellanæ*; cortex levis griseo-cærulescens, mollis, thallo persistente floccoso-fibroso albido late effuso obductus; peridium albidum; gleba virescens; sporidia muriculata(?), concentricè pluriguttulata, fuligineo-olivacea diam. 7-15 micromill.

*Hab.* Ad radices *Quercuum* sub humo non profunde delitescens in sylvula comitis *Giustinian* prope *Conegliano*, vere 1879; rarus.

*Obs.* A typo recedit peridio sub sectione non cyanescente, floccis thallinis candidis nec cinereo-argenteis, odore etc.

62. **Elaphomyces Morettii** Vitt. Monogr. Tub. p. 71: tab. IV, fig. XVII. Ejusd. Lycop. p. 224.

*Hab.* In terra calcareo-sabulosa profunde delitescens in sylvula comitis *Giustinian*, vere 1879, rarissime.

*Obs.* Odor incertus fungino-aromaticus. Fungus magnitudine nucis *avellanæ* vel *juglandis*; cortex minute et obtuse verruculosus ater, fragilis; thallo non viso;

peridium albedo-cinereum, crassum; gleba atro-virescens; sporidia sphaeroidea, 2-4 concentrice guttulata, 25-30, flavo-brunnea, primo in ascis subglobosis, 8-sporis inclusa.

63. **Elaphomyces granulatus** Fries.

*Hab.* Inter radices quercuum in sylvula *Giustiniana* prope *Conegliano*, rarissime, vere 1878-79.

*Obs.* Odor debilissimus. Fungus magnitudine nucis avellanæ vel juglandis; cortex flavo-nigrescens, ex apice verrucarum flavido et basi nigrescente; verrucæ majusculæ; flocci thallini flavido-virescentes, fibrosi, rari atque apice ramulosi; peridium simile rubro-fuscescens; gleba coffeicolor, primo flavo-albida variegata; sporidia subatra, levia, 15-25 diam.

TUBERACEÆ Vitt.

64. **Tuber brumale** Vitt. Monogr. Tub. p. 37. Sacc. Myc. Ven. Sp. p. 155. Speg. Decades myc. It. n. 1.

*Hab.* Circa radices *Populorum* ad ripas sabulosas torrentis *Monticano*, *Conegliano*, Dec. 1878. rarius.

65. **Tuber rufum** Pico Vitt. Monogr. Tub. p. 48. Sacc. Myc. Ven. Sp. p. 155.

*Hab.* Inter radices *Populorum* ad ripas sabulosas torrentis *Monticano* prope *Conegliano*, Dec. 1878, rarissime.

DISCOMYCETÆ Fr.

66. **Pezicula Resinæ** Fuck. Symb. myc. p. 279.

*Hab.* In resina subputrescente *Pini Strobi* a *Conegliano*, Aprili 1879.

*Obs.* Ascus bene evolutos frustra quæsivi.

67. **Trochila Populorum** Dmz. Sacc. *Michelia* IV. p. 419. Speg. Decad. myc. It. n. 18.

f. **Salicis Capreæ.**

*Hab.* In ejusdem foliis dejectis putrescentibus, socia *Linospora Capreæ*, a *Conegliano*. Vere 1879.

*Obs.* Obturaculo vel apice ascorum jodi ope intense cærulescit.

68. **Stictis æcidiiformis** Speg. Ascomata æcidiiformia, 3–12 dense gregarie–stipata, vix  $\frac{1}{10}$ – $\frac{1}{5}$  mill. diam. ceraceo–subdiaphana, tenaciuscula, sordide luteo–albida, semiimmersa, margine libero, stellatim laciniato–lacerò; contextus excipuli parenchymaticus, minutus, e cellulis 2–4 microm. diam. conflatus, dilutissime fuscidulus. Asci cylindræco–clavati, brevissime stipitati, octospori, paraphysibus apice toruloso–clavulatis obvallati, 65–85  $\approx$  8–9. Sporidia disticha vel subtristicha, cylindræco–fusoidea, utrinque obtusiuscula, 7–10–septata, ad septa plus minusve constricta, 30–35  $\approx$  4–4 $\frac{1}{2}$ , hyalina.

*Hab.* Parasitica in stromatibus *Diatrypella verruciformis* & *Diaporthis Mahonie*, in ramulis emortuis dejectis *Mahonie Aquifolii*, Conegliano 7 April. 1879.

*Obs.* Apex ascorum et paraphysum jodi ope dilute cærulescit.

69. **Dermatea stegioides** Speg. n. s. Ascomatibus primo subcutaneis, clausis, dein epidermide operculatim circumscissa sed permanente subvelatis, disciformibus, extus cinnamomeis, granuloso–tomentellis, disco cinereo v. subroseo, concavo, prominulo,  $\frac{1}{2}$ –1 mill. d.; ascis cylindræcis paraphysibus filiformibus obvallatis, 35–40  $\approx$  2–3, octosporis; sporidiis distichis, cylindræcis v. clavulatis, non v. tenuissime 1–septatis, ad septum non constrictis, hyalinis, 5–6  $\approx$  1–1 $\frac{1}{2}$ .

*Hab.* Ad ramulos emortuos *Quercus sessilifloræ a Colfosco*, Majo 1879, rarissime.

70. **Schyzoxylon Berkeleyanum** (Dub. & Lév.) Fuck. Symb. myc. p. 251. *Stictis decipiens* Karsten. Myc. Fenn. I. p. 240.

*Hab.* In sarmentis putrescentibus *Vitis viniferæ a Belluno*, Oct. 1878. & *Rosæ caninæ a Conegliano*, Mart. 1879.

*Obs.* Asci cylindræci 230–260  $\approx$  10–12, paraphysibus filiformibus longioribus obvallati; sporidia ascorum



longitudine, septulata, in articulos, 6-10  $\approx$  2, secedentia, hyalina.

71. **Pyrenopeziza lichenicola** Speg. Ascomata laxe gregaria, minutissima, vix  $\frac{1}{10}$ - $\frac{1}{8}$  mill. diam., atra epithecio dilutiore, siccata subsphaeroidea, humida patellaria: contextu excipuli densissime parenchymatico atro. Asci clavato-elliptici, crasse tunicati, aparaphysati (?), octospori, iodi ope apice intense caerulescentes, 30-35  $\approx$  12-15. Sporidia didyma, primo muco obvoluta, dein libera, loculo superiore crassiore, hyalina, ad septum constricta 6-8  $\approx$  3-4.

*Hab.* In thallo emortuo *Parmelia caperata* in Monte *Cerva* prope *Belluno*, Oct. 1878.

72. **Niptera cinerea** (Batsch) Fuck., Sacc. *Michelia* IV. p. 424.

\***Niptera exsiliens** Speg. Ascomata sessilia vel brevissime pedicellata, solitaria vel gregaria, hinc inde per epidermidem ramulorum erumpentia, extus atrocærulea, epithecio pallidiore griseo, linea candida marginato, magnitudine valde ludentia,  $\frac{1}{4}$ -1 mill. diam., Contextus parenchymaticus, marginem versus prosenchymaticus, densissimus, membranaceus. Asci cylindracco-subclavati, apice obtusiusculi, in pedicellum crassum desinentes, 55-65  $\approx$  5-7, paraphysibus guttulatis crassiusculis, obvallati, octospori. Sporidia clavulata, medio uni-septata, ad septum non vel vix constricta, hyalina 10-15  $\approx$  2-3.

*Hab.* In ramulis emortuis dejectis *Quercuum*, quandoque parasitica in *Colpomate quercino*, *Conegliano*, vere 1879.

73. **Ciboria firma** (Pers.) Fuck. Sacc. *Michelia* IV, p. 428. Karsten, *Mycol. Fenn.* I. p. 108.

*Hab.* In ramulis emortuis *Quercuum* ad ripas *Monticani*, *Conegliano*, Novemb. 1878, rarissime.

*Obs.* Ascorum obturaculum iodi ope intense caerulescit.

74. **Lachnella corticalis** Fr., Karsten *Myc. Fen.* I. p. 159 (sub *Helotio*).

*Hab.* Ad corticem *Quercuum* vetustum in *M. Cerva* prope *Belluno*, et a *Conegliano*, per annum, 1877-79.

*Obs.* Species facillime dignoscenda ob amœnitatem colorationis; epithecio roseo, purpureo, vel cinnabarino-aurantiaco; excipulo vivide cœruleo, vel cinereo-cœruleo; magn.  $\frac{1}{2}$  a  $1\frac{1}{2}$  mill. diam.

75. **Dasyscypha bicolor** (Bull.) Fekl. Symb. Mycol. 305.

*Hab.* Ad ramulos emortuos *Quercus pedunculatæ*, a *Conegliano*, 8 April. 1879, rarius.

*Obs.* I. Species distinctissima et pulchella. Cupula sicca subsphæroideo-contracta, humida planiuscula, epithecio amœne luteo-aurantiaco vel cinnabarino, extus candida vel dilutissime rosea, pilosa, stipite nullo vel brevissimo suffulta. Asci cylindranei, breve stipitati, octospori,  $50 \approx 3\frac{1}{2}-4\frac{1}{2}$ , obturaculo minutissimo jodo cœrulescente, paraphysibus longioribus oblongo-lanciformibus crassis obvallati, superne acutissimi,  $60 \approx 5-5\frac{1}{2}$ . Sporidia elongato-fusoidea, vel ovoideo-elongata, hyalina, disticha vel oblique monosticha,  $6-8 \approx 1\frac{1}{2}$ . Cellulæ excipuli dilutissime fusciculæ, ellipticæ  $8 \approx 5$ ; pili cylindracei subechinulati, hinc illinc septato-constricti,  $100-200 \approx 5$ .

76. **Helotium collinum** Speg. n. s. Ascomatibus laxe gregariis primo subglobosis dein explanato-patellaribus, sessilibus, extus glabris, sordide virescentibus, disco amœne griseo-cœruleo, subhygrophano, diam.  $\frac{1}{4}-\frac{1}{2}$  mill.; ascis cylindraneis, aparaphysatis,  $45-50 \approx 4-5$ , obturaculo vel apice jodi ope dilute cœrulescente; sporidiis distichis cylindraneo-fusoideis, subclavulatisque, quandoque utrinque uniguttulatis, hyalinis,  $10 \approx 1-1\frac{1}{2}$ .

*Hab.* In pagina inferiore foliorum *Viburni Lantanæ* a *Conegliano*, Majo 1879.

77. **Calloria? pusilla** Speg. Ascomata sparsa, ephiphylla, primo epidermide tecta, dein erumpentia eaque fissâ cincta, subsuperficialia, minutissima,  $120-150$  micr. diam., pallide roseo-aurantiaca, sicca cupulato-concava, humida subhemisphærica, prominula; contextus excipuli parenchymaticus, irregulariter polyedricus, tenui-membraneus, fuscidulus. Asci cylindraneo-clavati, apice rotundati, atque tunica crassa donati,  $60 \approx 8$ , octospori, paraphysibus filiformibus apice leniter incrassatis ac un-

cinato-curvatis obvallati. Sporidia disticha vel oblique monosticha, elliptica  $10 \approx 4$ , hyalina.

*Hab.* In foliis dejectis putrescentibus Corni sanguineæ, a Conegliano, Apr. 1879.

*Obs.* Sæpius ascomata in maculis latis, vagis non circumscriptis insident.

78. **Ascobolus stictoideus** Speg. Ascomata laxissime gregaria vel sparsa, minuta, vix  $\frac{1}{3}$ – $\frac{1}{2}$  mill. diam., externe aquose albida, epithecio dilute olivaceo ex ascis exilientibus nigro-punctato, totaliter in fimo immersa, non vel labiis tantum exertis, crassiusculis atque laceris. Asci pauci 5–10, magni  $150$ – $160 \approx 40$ , clavato-saccati, breviter ac crasse stipitati, superne crassiuscule tunicati, octospori, paraphysibus septulatis apice curvulis obvallati. Sporidia disticha vel irregulariter polysticha, elliptica,  $25 \approx 14$ , primo hyalina, levia, dein amœne violacea, minute ac densissime verruculosa, postremo roseo-fuliginea.

*Hab.* In fimo canino putrescente, Conegliano April. 1879.

*Obs.* Tunica ascorum jodi ope obsolete cærulescit.

79. **Ryparobius saccoboloides** Speg. Ascomata dense gregaria, minutissima, 80–100 mil. diam., difficillime nudo oculo perspicienda, sordide roseo-fuscescentia, epithecio obscuriore virescente, primo globosa, hemisphærica, subsuperficialia; contextus excipuli minutissime ac densissime parenchymaticus, dilute roseo-fuscidulus. Asci ovoidei vel elliptico-clavati, superne obtusi, inferne in pedicellum crassum ac nodulosum desinentes,  $40$ – $50 \approx 20$ – $25$ , 60–120—spori, aparaphysati. Sporidia in glomerulo 35–40  $\approx 15$ – $20$  elliptico, tenaciter mucō connexa, etiam extra ascos, elliptica vel ovoidea, utrinque obtusiuscula, continua, hyalina, luce refracta dilute chlorina, crassiuscule tunicata,  $5$ – $6 \approx 2\frac{1}{2}$ – $3$ .

*Hab.* In fimo canino vetusto putrescente, a Conegliano, Apr. 1879.

*Obs.* Iodi ope asci et sporidia rubro-fuliginea evadunt, stipites et bases ascorum autem ita colorantur ut opaci fiant.



## Fungi imperfecti.

80. **Ramularia microspora** Thm. in Oest. bot. Zeit. 1877. p. 272. Mycoth. Univ. N. 982.  
*Hab.* In hypophyllo *Teucris Chamædryos*, a *Conegliano*, æst. 1877, rarissime.
81. **Ramularia Weigelæ** Speg. Maculis subnullis, vagis. Acervulis hypharum hypophyllis super vel circa perithecia cujusdam *Phyllostictæ* vegetantibus, dense gregariis. Hyphis hyalinis, non vel rarius 1-2-septatis, apice nodulosis, 30-40  $\approx$  2-3; conidia hyalina magnitudine et forma ludentia, 5-15  $\approx$  3-4, subrotunda vel oblongo-cylindracea, quandoque continua, quandoque uniseptata, basi subapiculata.  
*Hab.* In pagina inferiore foliorum *Weigelæ roseæ a Conegliano*, aut. 1878.
82. **Ramularia Bellunensis** Speg. Maculis sordide cinerascentibus, late caules et folia ambientibus; hyphis subtortuosis, non vel rarius 1-2-septatis, apice incrassatis, hyalinis, 40-50  $\approx$  5; conidiis ellipticis vel elliptico-cylindraceis, utrinque obtusiusculis, medio uniseptatis ad septum non vel vix constrictis, hyalinis, 25-30  $\approx$  5-6.  
*Hab.* Ad folia & caules *Chrysanthemi Parthenii a Belluno*, Oct. 1878, vulgatissima.
83. **Cylindrosporium Valerianæ** Speg. Maculis magnis elongatis vel subrotundis griseis; hyphis brevibus, gracilibus, 50  $\approx$  3-4, hyalinis, nubiloso-granulosis, non vel 1-2-septatis, vertice irregularibus. Conidiis cylindraceis vel elliptico-elongatis, quandoque simplicibus, sed sæpius 1-3-septatis, hyalino-nubilosis 15-50  $\approx$  5-8.  
*Hab.* In hypophyllo *Valerianæ officinalis*, & dioicæ circa *Conegliano*, aut. 1877-78.
84. **Cercospora Bolleana** (Thm.) Speg. *Septosporium Bolleanum* Thuemen, in Oest. bot. Zeitschr. 1877. p. 12; & Contrib. micolog. del Litorale p. 10.  
*Hab.* Ad folia viva vel languida *Fici Caricæ*, vulgatissima a *Belluno*, Oct. 1878.
85. **Cercospora Mercurialis** Pass. in Rabh. F. Eur.





ciei *Pentatomorum* in carpineto prope *Belluno*, Oct. 1878, rarissime.

90. **Isaria arachnophila** Ditm. Deutsch. Crypt. Flor. Heft 4. tabula 55.

*Hab.* Ad corpora emortua *Epeiræ tubulosæ*, *conicæ*, *Drassi atris* & *Mygales cæmentariæ*, a *Belluno*, Oct. 1878, sporadice non rarius.

91. **Isaria farinosa** Tul. Fuck. Symb. myc. p. 186.

*Hab.* Ad corpora emortua chrysalidum Lepidopterorum nocturnorum a *Conegliano* & *Belluno*. Vulgatissima aut. 1878.

92. **Arthrimum curvatum** Kze & Schm. Fuck. Symb. myc. p. 357. Speg. Decad. myc. It. n. 28.

*Hab.* Ad folia emortua subputrescentia *Caricis paludosæ* a *Coll' Albrigo* prope *Conegliano*, Martio 1879.

93. **Melanconium betulinum** Schm. & Kze. Fuck. Symb. myc. p. 190.

*Hab.* In ramis emortuis *Betulæ albæ* a *Belluno*, Oct. 1878.

*Obs.* Conidia ovata, crassiuscule tunicata, granuloso-farcta, fuliginea,  $15-18 \approx 6-7\frac{1}{2}$ .

94. **Gloeosporium** (*Euglæosp.*) **Venetum** Speg. Maculæ marginales, amorphæ, maximæ, vel centrales rotundæ parvulæ, melleæ vel ochraceæ linea fusco-purpurascente cinctæ. Acervuli minuti, prominuli, gregarii vel solitarii, atris. Conidia elliptico-cylindracea,  $7-8 \approx 2-2\frac{1}{2}$ , granulosa et guttulata, hyalina.

*Hab.* Ad folia viva vel languida *Rubi Chamæmori* a *Belluno* & a *Conegliano*, Aut. 1877-78.

95. **Æcidiolum minutellum** Speg. Acervuli primo subepidermici, minuti,  $\frac{1}{10}-\frac{1}{8}$  mill. diam., gregarii, dein erumpentes, læte aurantiaci. Conidia catenulata, elliptica, vel ovoidea, rarius, subsphærica, hyalina  $3-4 \approx 1-2$ , sterigmatibus crassiusculis,  $45-50 \approx 1-2\frac{1}{2}$ , subclavulatis, quandoque  $1-2$ -septulatis suffulta.

*Hab.* In foliis *Scorzoneræ hispanicæ* socia *Puccinia Compositarum*, cujus videtur status microconidicus.

96. **Sporidesmium echinulatum** Speg. Acervuli superficiales, rotundi, atri, minuti, gregarii, quandoque plures confluentes; conidia elliptica, 30-32  $\approx$  15-16, 3-septata, ad septa plus minusve constricta, septulo uno alterove longitudinali, ubique laxe et minute verruculosa fuligineo-olivacea, loculis quandoque duobus extimis pallidioribus, pedicellis hyalinis, 5-8  $\approx$  2-3, suffultis.

*Hab.* Ad chartam putrem stercoratum in locis umbrosis prope *Conegliano*, aut. 1876-78.

97. **Hormococcus hysterioides** Speg. n. sp. Glomerulis ligno dealbato innatis, oblongo-hysteriiformibus, laxe gregariis atris, parallelis, long. 1-1 $\frac{1}{2}$  mill., crass.  $\frac{1}{4}$ - $\frac{1}{3}$  mill.; sporophoris dense fasciculatis, filiformibus, ramulosis, septulatis, 40-50  $\approx$  2-3, fuscidulis, apice spermatia catenulata, cylindracea, utrinque truncata, 3-8  $\approx$  2-2 $\frac{1}{2}$ , fuscidula gerentibus.

*Hab.* In sarmentis putridis Rubi fruticosi a *Conegliano*, Majo 1879.

98. **Myrothecium inundatum** Tode, Fckl. Symb. p. 364.

*Hab.* In Cortinariis putrescentibus a *Belluno*, Oct. 1879.

99. **Antromyces Copridis** Fres. Beitr. p. 37. t. IV. fig. 40-45.

*Hab.* In terra humosa pingui (ad chrysalides?) in castaneto prope *Conegliano*, aut. 1876.

100. **Pestalozzia longiseta** Speg. Acervuli punctiformes, lenticulari-subsphæroidei, primo tecti dein erumpentes, atri, 100-150 micrm. diam., macula rufa nigro-cincta insidentes. Conidia elliptico-fusoidea, utrinque acuminata, 20  $\approx$  8, 4-septata, ad septa non vel vix constricta, loculis tribus internis fuligineo-atris, quandoque 2 superioribus intensius coloratis, duobus autem extimis parvulis atque hyalinis, superiore tribus rostellis longissimis, 30-40  $\approx$  1, ornato, inferiore pedicellum, 5-15  $\approx$  1 gerentibus.

*Hab.* Ad folia viva vel languida Rubi cæsii a *Susegana*, Novemb. 1876.

101. **Pestalozzia funerea** Dmz. Sacc. Myc. Ven. Sp. p. 198. Sequentes formas vel varietates ipse legi:



- a) *typica*. Conidia 4-septata, loculis tribus interioribus atro-olivaceis, 30-35  $\approx$  7-8; rostell. 3, 15  $\approx$  1; stip. 5-10  $\approx$  1.

*Hab.* In foliis vivis vel emortuis Pteridis aquilinæ, Photiniæ serrulatæ, Eucalypti Steweniani, Rubi fruticosi, Evonymi chinensis, Thujæ & Cupressi etc.

- b) *crassipes*. Conidia oblongo-fusoidea, 4-septata, 3 loculis internis atro-olivaceis, 20-30  $\approx$  7; rost. 3, 10-12  $\approx$  1; stip. 5-10  $\approx$  3-3 $\frac{1}{2}$ .

*Hab.* In ramulis emortuis Loniceræ Caprifolii a Conegliano, aut. 1876.

- c) *multiseta*. Conidia elliptico-elongata, utrinque acuta, 3 loculis internis atro-olivaceis, 25-30  $\approx$  9-10; rost. 5-10, 7-10  $\approx$  1; stip. 5-7  $\approx$  1.

*Hab.* In foliis dejectis Iridis Germanicæ, Conegliano, vere 1877.

- d) *discolor*. Conidia oblongo-fusoidea, 4-septata, 3 loculis internis olivaceis, loculo medio intensius colorato, 25-30  $\approx$  7-8; rost. 4-5, 15-20  $\approx$  1; stip. 8-10  $\approx$  1.

*Hab.* In foliis emortuis Buxi sempervirentis, & Scrofulariæ caninæ a Tarzo prope Conegliano, aut. 1872.

02. **Pestalozzia strobilicola** Speg. Acervuli primo lenticulares tecti, dein conoidei, erumpentes,  $\frac{1}{4}$ - $\frac{1}{3}$  mill. diam., atri, gregarii, rarius sparsi; conidia elliptico-fusoidea, utrinque acuminata, 3-septata, 25  $\approx$  9, loculis 2 internis atro-fuliginis, 2 extimis autem hyalinis, superiore 3-4 rostellis, 22-30  $\approx$  1 ornato, inferiore pedicellum, 5-10  $\approx$  1, gerente.

*Hab.* Ad strobilos putridos Pini sylvestris, a Susegana, 17 Novemb. 1876.

03. **Pestalozzia versicolor** Speg. Acervuli globoso-lenticulares, primo subepidermici, dein erumpentes, et circum circa ex conidiis exsurgentibus matricem atro-inquinati; conidia fusoidea 4-septata, 30  $\approx$  10, loculis 2 extimis hyalinis, 2 internis superioribus atro-olivaceis, tertio inferiore amœne flavo-virescente, 3-guttulatis; loculo supremo conoideo, 3-4 rostella,



25—30 = 1, gerente, infimo inflatulo quandoque 1—gut-  
tulato in pedicellum, 5—8 = 1, desinente.

*Hab.* Ad folia dejecta putrescentia Nerii Oleandri, a Conegliano, Novemb. 1876.

104. **P. monochæta** Dmz. Sacc. Myc. Spec. p. 198.

*Hab.* Ad folia dejecta putrescentia Quercuum, a Conegliano, aut. 1876—78.

\***P. Saccardoï** Speg. Acervuli parenchymate immersi, punctiformes, densiuscule gregarii; conidia 4—septata, 20 = 5, loculis 3 internis atro—opacis; 2 extimis hyalinis; superiore acute conoideo, majusculo rostellum e basi curvato uncinato hyal. 10—15 = 1½, gerente, inferiore in pedicellum, 30—40 = 2, desinente.

*Hab.* Ad folia dejecta putrescentia Quercus, a Conegliano & in Silva Montello, aut. 1876—77.

105. **Pestalozzia macrospora** Ces. Sacc. Fung. Ven. Series. V. p. 198.

*Hab.* In frondibus emortuis Pteridis aquilinæ a Conegliano, aut. 1877—78, vulgata.

\***P. macropoda** Speg. Acervuli epiphylli primo tecti dein erumpentes, conoidei, minutissimi, cinereo—fuliginosi; conidia fusiformia, 35—38 = 7, 4—septata, ad septa leniter constricta, loculis 3 interioribus olivaceis, 2 extimis hyalinis, superiore rostellum unicum obliquum vel rectum, 15 = 1—1½, apice abrupte ac brevissime recurvato—uncinatum gerente, inferiore in pedicellum, 45—50 = 1, desinente.

*Hab.* In frondibus emortuis Pteridis aquilinæ a Conegliano, vere 1877, rarissime.

106. **Pestalozzia lignicola** Cooke; an *P. truncatula* Fuck.?

*Hab.* In ramulis emortuis Rosæ caninæ, & in trabe abietina putrescente a Conegliano, aut. 1877—78.

*Obs.* Conidia 3—septata, loculis 2 interioribus primo flavidis, dein atro—olivaceis, 2 extimis hyalinis, 12—18 = 4—7, loculo supremo 2 rostellis, 20—25 = 1 ornato, inferiore in pedicellum, 20—30 = 1, desinente.

107. **Dinemasporium rhodophæum** Sp. Cupulæ parenchymate immersæ, disco superficiem non vel vix (hu-

miditate) excedente, numquam tectæ, laxe gregariæ, subparallelæ, macula nulla vel subnulla insidentes, discoideæ sed ob pressionem nervorum folii sub—quadratae, minutæ  $\frac{1}{4}$ — $\frac{1}{3}$  mill. diam. Excipuli contextus parenchymaticus, fuliginæus, margine aterrimo, nitente, atque pilis brevissimis, 20—40  $\approx$  5, concoloribus, unicellularibus, laxe ornato; disco amœne roseo vel roseo—aurantiaco. Spermata elliptica, recta, biguttulata, 9  $\approx$  3, hyalina, utrinque setulâ rigidulâ subæquilongâ, rectâ aucta.

*Hab.* In foliis emortuis diu intemperis expositis *Phragmitis communis* in insula dicta *Lido* apud Venetias, Martio 1879.

108. **Neottiospora coprophila** Speg. Perithecia minutissima, 80—70, globosa, astoma(?), irregulariter dehiscencia, contextu densiusculo, parenchymatico—indistincto; spermata oblongo—fusoidea, 25  $\approx$  3, utrinque acutiuscula, nubiloso—granuloso—farcta, hyalina sessilia, apice tribus rostellis exilissimis, 20  $\approx$  1, ornata.

*Hab.* In fimo ovino vetusto in pratis circa *Conegliano*, socia *Delitschia Wintersi*, Decemb. 1878.

109. **Phoma** (Diaporthe) **Volkameriæ** Speg. Peritheciis astomis(?) epidermide nigrificata, atque tumefacta, nitente, tectis, globoso—lenticularibus, 150—200; spermatis hyalinis, ellipticis, utrinque attenuatis obtusiusculis, non vel 1—2—guttulatis, 7—11  $\approx$  3—5.

*Hab.* In ramulis emortuis putrescentibus *Volkameriæ* fragrantis, a *Conegliano*, Aug. 1876.

110. **Phoma Weigeliæ** Speg. Peritheciis lenticularibus 110—120, diam. sub epidermide nidulantibus, carbonaceis, ostiolo papillato—conoideo acutiusculo donatis. Spermatis minutis, hyalino—chlorinis, 3—5  $\approx$  1—2 ellipticis vel ovoideis, obtusis, non guttulatis.

*Hab.* In ramulis emortuis *Weigeliæ roseæ* a *Conegliano*, aut. 1876.

111. **Phoma** (Diaporthe?) **Rosmarini** Speg. Peritheciis superficialibus, ligno circumnigrificato decorticato adnatis, lenticulari—hemisphæricis, atris rugulosis, 2—3 stromatice aggregatis, 200—250 micr. diam. carbona-

ceis. Spermatis ovoideo-fusoideis, inferne acutiusculis, antice obtusis, hyalinis, granuloso-farctis, minute 2-guttulatis, 6-10  $\approx$  2-3.

*Hab.* In ramulis emortuis Rosmarini officinalis a *Conegliano*, Dec. 1876.

112. **Phoma** (Diaporthe) **Lagerstroemiæ** Speg. Peritheciis ligno stromatice nigrificato immersis, 110-150 micr. diam., ostiolo pertuso, papillato donatis. Spermatis ovoideo-ellipticis, utrinque obtusiusculis, hyalinis, 2-guttulatis, 7-10  $\approx$  2-3.

*Hab.* In ramulis emortuis Lagerstroemiæ indicæ a *Conegliano*, Dec. 1876.

113. **Phoma** (Diaporthe) **Anaxæa** Speg. Stromate ramulos corticatos vel decorticatos late ambiente atque lignum atro-nitens efficiente. Peritheciis ligno immersis, atris, 150-180 micr. diam.; spermatis minutissimis hyalino-chlorinis, subellipticis, utrinque obtusiusculis, 2-3  $\approx$  1-1 $\frac{1}{2}$ .

*Hab.* In ramulis emortuis Onobrychis sativæ in alveo *Plavis* (Anaxi), Aug. 1876.

114. **Phoma** (Diaporthe) **Nerii** Speg. Stromate late ambiente, lignum extus nigrificante. Peritheciis minutis ligno corticato vel decorticato immersis, atris. Spermatis ellipticis vel oblongo-ellipticis, 6-9  $\approx$  3-4, 2-guttulatis, hyalinis.

*Hab.* In ramulis emortuis Nerii Oleandri a *Conegliano*, vere 1878.

115. **Phoma endogena** Speg. Peritheciis in membrana cotyledones obvolvete nidulantibus, griseis, quandoque subtomentellis, lenticulari-sphæroideis, tenuemembranaceis, contextu parenchymatico-celluloso, 150-200. Spermatis hyalinis, granuloso-nubilo-farctis, ovoideis vel ellipticis, 6-8  $\approx$  2-3, eguttulatis.

*Hab.* In seminibus maturis Castaneæ vescæ cortice integro vestitis, adhuc vegetis (socia quandoque *Mycogone cervina* Lk, teste ipso Saccardo) a *Conegliano*, aut. 1877.

116. **Phoma montana** Speg. Peritheciis subepidermicis, erumpentibus, membranaceo-carbonaceis, 110-150,



sublenticularibus. Spermatis fusoideis utrinque acuminatis, nubiloso-granulosis, non vel 2-guttulatis,  $6-10 \approx 1\frac{1}{2}-2$ .

*Hab.* In ramis emortuis *Saturejæ montanæ a Susegana*, Martio 1877.

117. **Phyllosticta Cratægi** Speg. Maculis subrotundis, griseis; peritheciis parenchymate innatis, minutissimis, 60-80 diam., contextu laxe parenchymatico-atro; spermatis hyalinis, minutissimis, ellipticis vel ellipsoideis, biguttulatis,  $2\frac{1}{2}-3 \approx 1-1\frac{1}{2}$ .

*Hab.* In foliis *Cratægi Oxyacanthæ a Belluno*, Oct. 1878, rarissime.

118. **Phyllosticta prunicola** Sacc. Michel. 156.

*Hab.* In foliis *Pruni domesticæ a Belluno*, Oct. 1878.

119. **Phyllosticta aquatica** Speg. Peritheciis subepidermicis, lenticularibus, 100-110, ostiolo latiusculo, 10, mer. d. pertuso; contextu laxissime et tenuissime parenchymatico-membranaceo, olivaceo. Spermatis ellipticis utrinque obtusiusculis, quandoque inæquilateralibus, hyalinis,  $4-5 \approx 2$ .

*Hab.* Ad folia putrida *Lemnæ minoris prope Conegliano*, aut. 1878.

120. **Ascochyta aquatica** Speg. Peritheciis minutis, 90-100, subepidermicis, contextu parenchymatico, densiusculo, olivaceo, ostiolo parvulo pertuso. Spermatis oblongo-ellipticis, medio 1-septatis, ad septum non vel vix constrictis, dilute chlorinis,  $7-9 \approx 2-3$ .

*Hab.* Ad folia putrida *Lemnæ minoris prope Conegliano*, æst. 1879.

121. **Ascochyta chlorospora** Speg. Peritheciis subepidermicis maculis griseis, rotundis innatis, lenticularibus, minutis, 80-90, ostiolo latiusculo pertusis; spermatis ellipticis, medio 1-septato-constrictis, dilute chlorinis,  $10-12 \approx 3\frac{1}{2}$ .

*Hab.* In foliis languidis *Pruni domesticæ, a Belluno*, Oct. 1878.

122. **Hendersonia charticola** Speg. Peritheciis innatis, lenticularibus vel subglobosis, primo tectis dein erum-



pentibus, 120–150, contextu membranaceo—parenchymatico denso, fuligineo, subopaco; stylosporibus oblongo—ellipticis, quandoque clavulatis, 4—septatis, ad septa leniter constrictis, septo longitudinali quandoque donatis, 40 = 15–16, primo fumose hyalinis, dein subfuscescentibus.

*Hab.* Ad chartam stercorata[m] putrescentem a *Conegliano*, in locis umbrosis aut. 1878.

123. **Hendersonia martialis** Speg. Peritheciis lenticulari—conoideis, minutis, 120–150 micr., sparsis, subepidermicis, ostiolo papilliformi vix exerto, contextu parenchymatico—celluloso, fusco—olivaceo; conidiis oblongo—ellipticis utrinque obtusiusculis, 2–3septatis, ad septa plus minusve constrictis, pallide olivaceis, 12–18 = 5–6.

*Hab.* Ad caules emortuos *Staticis Limonii* in *Campo Martis*, Venetiis, 25 Mart. 1879.

124. **Diplodia Macluræ** Speg. Peritheciis nunc sparsis, nunc in acervulos aggregatis, primo epidermide tectis, dein erumpentibus atque ab ea cinctis; stylosporibus ovoideis, 23–25 = 8–11, in sterigmatibus parvulis, 10 = 3, acrogenis, primo continuis, guttulatis, luteolis, dein medio 1—septatis non vel vix constrictis, obscure fuliginosis.

*Hab.* In ramulis emortuis *Macluræ aurantiacæ a Susegana*, Sept. 1876.

125. **Diplodia Iulibrissin** Speg. Peritheciis primo subepidermide nidulantibus, dein erumpentibus, nigricantibus, subglobosis, papillatis. Stylosporibus, 20–25 = 10–12, dense fuliginosis, medio 1—septato—constrictis.

*Hab.* In ramulis emortuis *Albizziae Iulibrissin a Conegliano*, aut. 1876–78.

126. **Diplodia Ailanthina** Speg. Peritheciis subglobosis, olivaceo—fuscis, papillatis, 200–250, subepidermicis, vel ligno decorticato parallele dispositis, ostiolo perforatis. Stylosporibus fuliginosis, 20 = 7, 1—septatis ad septum non vel vix constrictis.

*Hab.* In ramulis emortuis *Ailanthi glandulosæ*; a *Conegliano*, aut. 1876–78.

127. **Diplodia Sophoræ** Speg. Peritheciis subepidermicis globosis, nigricantibus, ostiolo minuto pertusis, rugulosis. Stylosporibus oblongo-ellipticis vel ovoideis, 1-septato-constrictis, fuliginosis, 20–22  $\approx$  10–12.

*Hab.* In ramulis emortuis *Sophoræ japonicæ* a *Conegliano* et *Susegana*, Oct. 1876–77.

128. **Diplodia Photiniæ** Speg. Peritheciis hemisphæricis, subepidermicis, carbonaceis. Stylosporibus ochraceo-fuliginosis non vel 1-septatis, crassiuscule et obscurius tunicatis, quandoque 1-2guttulatis, 22  $\approx$  12–14, ad septum sæpius non constrictis.

*Hab.* In foliis dejectis, putrescentibus *Photiniæ serrulatæ*, a *Conegliano*, Oct. 1877.

129. **Diplodia Althææ** Speg. Peritheciis superficialibus, hemisphærico-conoideis, ostiolo papillato acutiusculo donatis, 250–300. Stylosporibus fuliginosis, ellipticis, utrinque obtusis, 1-septatis, non vel vix constrictis, 16–20  $\approx$  8–9.

*Hab.* In caulibus emortuis putrescentibus *Althææ roseæ* a *Conegliano*, Oct. 1877.

130. **Diplodia Lagerstrœmiæ** Speg. Peritheciis atris, papillulatis, sublenticularibus, erumpentibus, 200–250, ostiolo late hiante pertusis; stylosporibus opace olivaceo-fuliginosis, 1-septatis ad septum non vel vix constrictis, utrinque obtusiusculis, 18–20  $\approx$  8–10.

*Hab.* In ramulis emortuis dejectis *Lagerstrœmiæ indicæ*, a *Conegliano*, Aug. 1878.

131. **Diplodia Calycanthi** (Schw?) Speg. *Sphæria Calycanthi* Schw?) Peritheciis subepidermicis, erumpentibus, atris, lenticularibus, rugulosis, 200–300. Stylosporibus primo luteolis dein olivaceo-fuscis, 1-septato-constrictis, ovoideis vel ellipticis, 19–22  $\approx$  9–10.

*Hab.* In ramulis emortuis *Calycanthi floridi* a *Conegliano*, æst. 1877.

132. **Diplodia Taxi** (Sow.) Fuck. *Symb. myc.* p. 394.

*Hab.* Ad folia emortua *Taxi baccatæ* a *Susegana*, aut. 1876–78.

133. *Diplodia Æsculi* Lév — Fuck. Symb. myc. p. 394.  
*Hab.* Ad ramulos emortuos Æsculi Hippocastani a Conegliano, vere 1879.
134. *Diplodia Catalpæ* Speg. Peritheciis subepidermicis, tectis, dein erumpentibus, globosis, atris, papillulatis. Stylosporibus oblongo-ellipsoideis, medio 1-septatis, non constrictis, fuligineo-olivaceis, 20-22  $\approx$  8-11.  
*Hab.* In ramulis emortuis Bignoniæ Catalpæ a Conegliano, aut. 1877.
135. *Diplodia Nerii* Speg. Peritheciis lenticularibus, subepidermicis, dein erumpentibus, atris, 200-250. Stylosporibus ovoideis vel ellipticis, 1-septato-constrictis, olivaceo-fuligineis, 18-22  $\approx$  8-10.  
*Hab.* In ramulis et petiolis foliorum Nerii Oleandri, a Conegliano, aut. 1876.
136. *Diplodia Oleandri* Speg. Peritheciis laxè gregariis, circinatim dispositis (an semper?), globosis, tectis, prominulis, ostiolo papillato exerto donatis, 200-300. Stylosporibus ellipticis vel ovoideis, fuligineo-olivaceis, subopacis, 25-30  $\approx$  10-14, continuis, sterigmatibus hyalinis, 8-10  $\approx$  5-6, suffultis.  
*Hab.* Ad folia dejecta Nerii Oleandri a Conegliano, vere 1879.
137. *Septoria Ornithogali* Pass. in Thuem. Mycoth. Univ. n. 496. *S. Ornithogali* Oudm. Aanw. V. de Flr. Myc. v. Nederland n. 6 pag. 6. *S. Ornithogali* Speg. Decades Myc. Ital. n. 20.  
*Hab.* In apicibus foliorum Ornithogali umbellati, a Conegliano, vere 1879.
138. *Septoria littoralis* Speg. Peritheciis 5-8 gregariis primo tectis dein erumpentibus, subsuperficialibus, globosis, atris, ostiolo papillato, sicco umbilicato, donatis; contextu membranaceo, densissime parenchymatico, fuligineo-atro. Spermatis cylindræis, rectis vel curvulis apice rotundatis, basi subtruncatis, 50-65  $\approx$  3 $\frac{1}{2}$ -4, 3-septatis, pluri-guttulatis, hyalinis in sterigmatibus, ampulluliformibus (ut hyphæ *Chalaræ Ampullulæ*), guttulatis, 10  $\approx$  4-5, hyalinis.  
*Hab.* In pagina interna vaginarum Phragmitis

communis in insula *Lido* dicta, apud Venetias, Martio 1879.

39. **Sacidium Venetum** Speg. Peritheciis sparsis, superficialibus subglobosis, 200—250 micr., atro—cærulescentibus, nitidulis, astomis, contextu atro—fuligineo, punctulato; spermatiis ellipticis, crassiuscule tunicatis utrinque rotundatis, 12—15 × 8—9, chlorino—flavidis, eguttulatis.

*Hab.* Ad folia viva *Salicis purpureæ*, a *Conegliano*, aut. 1877, rarissime.

*Obs.* Contextu perithecorum cum *S. Spegazziniano* perfecte congruit. Ego iterum *S. Spegazzinianum* legi in caulibus emortuis *Urticæ dioicæ* a *Conegliano*, æst. 1877.

---



FUNGI ITALICI autographice delineati a prof.  
P. A. Saccardo. Patavii 1878-79. Fasci-  
culi IX.-XVI. sistentes tab. 321-640.

COMMENTARIUM

(Cfr. «*Michelia*» p. 73 et 326).

321. *Amphisphæria ericeti* S. & S. *Michelia* 374.
322. *Leptosphæria Diana* S. & S. *Michelia* 398.
323. *L. pyrenopezizoides* S. & S. *Michelia* 394.
324. *L. helvetica* S. & S. *Michelia* 399.
325. *L. sricula* S. & Beltr. *Michelia* 397.
326. *L. apogon* S. & S. *Michelia* 398.
327. *L. Cumana* S. & S. *Michelia* 394.
328. *L. massarioides* S. & S. *Michelia* 394.
329. *Pleospora straminis* S. & S. *Michelia* 407.
330. *P. Gilletiana* S. *Michelia* 357.
331. *P. oligomera* S. & S. *Michelia* 408.
332. *P. pallida* S. & S. *Michelia* 232.
333. *Rosellinia chordicola* S. *Michelia* 372.
334. *R. rhombispora* S. *Michelia* 372.
335. *R. protuberans* Karst. - *Michelia* 371.
336. *Bertia italica* S. & S. *Michelia* 404.
337. *Melanomma dubiosum* S. *Michelia* 403.
338. *M. medium* S. & S. *Michelia* 402.
339. *M. ceratophorum* S. & S. *Michelia* 403.
340. *M. sylvanum* S. & S. *Michelia* 403.
341. *M. acutum* S. & S. *Michelia* 402.
342. *Zignoella dolichospora* S. *Michelia* 401.
343. *Z. nematasca* S. & S. *Michelia* 401.
344. *Ceratostomella vestita* S. *Michelia* 370.
345. *C. cirrhosa* (Pers.) \**C. lejocarpa* S. (errore *lejostoma*)  
*Michelia* 370.
346. *Sphærulina myriadea* (DC.) \**S. fraxinea* S. & S.  
*Michelia* 399.
347. *Sphærulina* (*Pringsheimia*) *intermixta* (B. & Br.) S.  
*Michelia* 400.

348. *Venturia Potentillæ* (Sow.) Sacc. Myc. Ven. n. 694.  
 349. *V. chlorospora* (Ces.) Karst. — *Michelia* 382.  
 350. *V. chlorospora* (Ces.) \**V. microcarpa* S. Cfr. *Fungi Ven. Ser. VI. 33.* (in *Quercu*).  
 351. *V. Montellica* S. *Fungi Ven. Ser. IV. 2.*  
 352. *V. nobilis* S. *Fungi Ven. Ser. V. 114.*  
 353. *V. alpina* S. *Fungi Ven. Ser. IV. 3.*  
 354. *Physalospora minutula* S. & S. *Michelia* 369.  
 355. *Læstadia Veneta* S. & S. *Michelia* 351.  
 356. *L. Veneta* S. & S. \**L. cylindrasca* S. & S. *Michelia* 369.  
 357. *Lophidium thyridioides* S. & S. *Michelia* 412.  
 358. *Schizostoma querceti* S. & S. *Michelia* 410.  
 359. *Lophiotrema crenatum* (Pers.) S. *Mich. 338 & 411.*  
 360. *L. massarioides* S. *Michelia* 412.  
 361. *L. Winterii* S. *Michelia* 358.  
 362. *Leptosphæria massariella* S. & S. *Michelia* 393.  
 363. *L. Euphorbiæ* Niessl — *Michelia* 397.  
 364. *L. anthophila* S. & S. *Michelia* 396.  
 365. *L. hiemalis* S. & S. *Michelia* 395.  
 366. *L. anarithmoides* S. & S. *Michelia* 395.  
 367. *Didymosphæria* (*Didymella*) *lophospora* S. & S. *Mich. 376.*  
 368. *D.* (*Didymella*) *cladophila* Niessl — *Michelia* 246.  
 369. *D.* (*Didymella*) *culmigena* S. *Michelia* 377.  
 370. *D.* (*Didymella*) *effusa* Niessl — *Michelia* 246.  
 371. *D.* (*Didymella*) *exigua* Niessl — *Michelia* 376.  
 372. *D. diplospora* (Cke) S. *Michelia* 375.  
 373. *Anthostomella Tomicum* (Lév.) S. *Michelia* 374.  
 374. *A. phæosticta* (Bk) S. *Michelia* 374.  
 375. *Gnomonia erythrostoma* (Pers.) Awd. — *Michelia* 382.  
 376. *G. tetraspora* Wint. — *Michelia* 382.  
 377. *Sphærellā nemorosa* S. & S. *Michelia* 378.  
 378. *S. umbrosa* S. *Michelia* 378.  
 379. *S. Ariadna* S. \**S. Tormentillæ* S. *Michelia* 379.  
 380. *S. verna* S. & S. *Michelia* 379.  
 381. *S. Fagi* Awd. — *Michelia* 378.  
 382. *S. sylvatica* S. & S. *Michelia* 380.

383. *S. Maydis* Pass. — *Michelia* 378.
384. *S. Zeæ* S. *Michelia* 377.
385. *S. topographica* S. & S. *Michelia* 380.
386. *S. elatior* S. & S. *Michelia* 379.
387. *S. collina* S. & S. *Michelia* 379.
388. *S. minor* Kart. — *Michelia* 381.
389. *Lasiosphæria pygmæa* S. & S. *Michelia* 406.
390. *L. hispidula* S. & S. *Michelia* 406.
391. *Sordaria fermenti* (Fckl.) Wint. \**S. phyllogena* S. *Michelia* 373.
392. *S. lanuginosa* (Pr.) S. \**S. culmigena* S. & S. *Michelia* 373.
393. *Rosellinia Desmazierii* (B. & Br.) S. *Michelia* 371.
394. *Graphium Desmazierii* S. *Michelia* 372.
395. *Enchnosphæria Caput-Medusæ* S. & S. *Mich.* 405.
396. *Rhaphidophora ulnospora* (Cke) S. *Michelia* 243.
397. *Cookella microscopica* S. *Michelia* 407.
398. *Linospora elata* S. & S. *Michelia* 405.
399. *Leptosphæria helminthospora* Ces. — *Michelia* 396.
400. *L. anarithma* (B. & Br.?) S. *Michelia* 395.
401. *Valsaria Saccardiana* Speg. *Michelia* 393.
402. *Fenestella vestita* (Fr.) S. *Michelia* 50.
403. *Valsa* (Euvalsa) *punica* S. & S. *Michelia* 367.
- 403A. *Cytispora punica* S. & S. *Michelia* 368.
404. *Phyllachora sylvatica* S. & S. *Michelia* 410.
405. *Cucurbitaria Rosæ* Wint. — *Michelia* 408.
406. *Pleospora Bardanæ* Niessl. f. *Althææ*. Cfr. *Mich.* 49.
407. *Lasiobotrys Loniceræ* Kze — *Michelia* 366.
408. *Massaria penicillata* S. *Michelia* 404.
409. *M. marginata* Fckl. (f. *Berberidis*) *Mich.* 446.
410. *M. epileuca* B. & C. — *Michelia* 446.
411. *M. loricata* Tul. Cfr. *Michelia* 40 & 354.
412. *M. alpina* S. & S. *Michelia* 440.
413. *M. inquinans* (Tode) Fr., Sacc. *Mycol. Ven.* p. 109.
414. *M. inquinans* \**M. callispora* S. *Michelia* 40.
415. *M. Ulmi* Fckl. Sacc., *Mycol. Ven.* p. 110.
416. *M. siparia* B. et Br. — *Michelia* 446.
417. *M. Carpini* Fckl., Sacc. *Mycol. Ven.* p. 110.
418. *M. macrospora* (Dmz.) S. *Michelia* 247.



419. *M. Æsculi* Tul. — *Michelia* 40.
420. *M. Curreyi* Tul. — *Erb. crittog. ital. Ser. II. n. 589.*
421. *M. bufonia* B. et Br. *Michelia* 247.
422. *Venturia Alchemillæ* (Grev.) B. et Br. *Fung. Ven. Ser. V. 174.*
423. *V. Spegazziniana* Cke — *Michelia* 440.
424. *Calosphæria ciliatula* (Fr.) Karst. *M. F. II. 156.*  
 \**Oxyacanthæ*. A typo differt ascis racemose aggregatis, longæque paraphysatis.  
*Hab.* in ramis *Oxyacanthæ* in sylva *Montello* aut. 1878.
425. *Cryptosporella aurea* (Fckl.) S. *Michelia* 369.
426. *Valsa* (Leucost.) *nivea* Fr., *Sacc. Mycol. Ven. p. 134.*
427. *V. (Eutypella) Sorbi* (Schm.) Fr. — *Michelia* 368.
428. *Leptosphaeria vagabunda* S. \**L. sarmenti* S.  
 A typo recedit sporidiis initio hyalino—appendiculatis.  
*Hab.* in sarmentis *Rubi a Selva*, aut. 78.
429. *L. Galiorum* S. (vix Rob.), *Mycol. Ven. p. 104.*
430. *Botryosphaeria Bérengeriana* DNtrs f. *typica*. Cfr. *Sacc. F. V. Ser. IV. 4. f. cæspitosa.*
431. *B. Bérengeriana* \**B. acutior* S. *Perithecia libera*, subaggregata, ostiolo acuto; cetera typi.  
*Hab.* In ramis *Philadelphici a Selva*, aut. 78.
432. *B. Bérengeriana* \**B. gregaria* S. (*Physalospora?*)  
 Cfr. *Sacc. l. c. (f. dispersa).*
433. *B. Bérengeriana* \**B. melanommoides* S. *Perithecia libera*, gregaria, ostiolo acutiusculo; cetera typi.  
*Hab.* In ligno nudo populino *a Vittorio*, aut. 1875.
434. *B. advena* C. & DNtrs. — *Michelia* 42.
435. *Didymosphaeria Fuckeliana* (Pass.) S. *Mich.* 440.
- 435A. *Discosia Passerinii* S. *Perithecia disciformia*, tandem concava, nigra, minuta; stylosporæ falcatae, 20 = 4, 4—loculares, loculi 2 inter. olivacei, extimi ciliæque, 20 = 1/2, hyalina.  
*Hab.* In caule *Epilobii Dodonæi a Vigheffio*, socia *Didym. Fuckeliana*, aut. 1871 (*Passerini*).
436. *Gnomonia Epilobii* (Fckl.) Awd. — *Michelia* 439.
437. *Bombardia fasciculata* Fr., *S. Mycol. Ven. p. 114.*
438. *Lasiosphaeria sulphurella* S. *Michelia* 440.



439. *Bertia lichenicola* DNtrs Erb. critt. ital. n. 1190  
(1864) *Rhagadostoma corrugata* Körb, (1865).
440. *B. moriformis* DNtrs, Erb. critt. ital. ser. II. n. 291.
441. *Aglaospora profusa* (Fr.) DNtrs, Sacc. Mycol. Ven.  
125.
442. *Amphisphaeria umbrina* (Fr.) DNtrs, Sacc. Mycol.  
Ven. 111.
443. *A. pseudo-umbrina* S. Mycol. Ven. 112.
444. *A. culmicola* S. Mycol. Ven. 113.
445. *A. foeda* DNtrs, Sacc. Mycol. Ven. 112.
446. *A. papillata* (Schum.) DNtrs, Sacc. Mycol. Ven. 112.
447. *A. conica* (Lév.) C. DNtrs, Erb. critt. ital. Ser. II.  
n. 441.
448. *Pseudovalsa umbonata* (Tul.) S. Fungi Ven. Ser.  
IV. 20.
449. *P. macrosperma* (Tul.) S. Fungi Ven. Ser. IV. 20.
450. *P. hapalocystis* (B. & Br.) S. \**P. minor* S. Mich. 44.
451. *Melanconis Alni* Tul., Sacc. Fungi Ven. IV. 20.
452. *M. spodiæa* Tul., Sacc. Fungi Ven. IV. 20.
453. *M. chrysostroma* (Fr.) Tul., Sacc. Fungi Ven. IV. 20.
454. *Fenestella Princeps* Tul. \**F. subgregaria* S. F. Ven.  
Ser. IV. 14 (f. *salicina*).
455. *F. Princeps* Tul. \**Oxyacanthæ* Sacc. F. Ven. Ser.  
IV. 14.
456. *T. Princeps* Tul. \**T. tetratrupha* (B. et Br.) Sacc.  
F. Ven. Ser. III. 13.
457. *Diatrypella quercina* (P.) Nke, Sacc. Mycol. Ven.  
p. 151.
458. *D. verruciformis* (Ehrh.) Nke, Sacc. Mycol. Ven.  
p. 151.
459. *D. verruciformis* \**D. Spegazziniana* S. Mich. 23.
460. *D. favacea* (Fr.) DNtrs, Sacc. Mycol. Ven. p. 151.
561. *D. aspera* (Fr.) Nke Pyr. Germ. p. 74.  
*Hab.* In ramis fagineis in s. *Cansiglio*, aut. 1875.
462. *Diatrype disciformis* (Hoffm.) Fr., Sacc. Mycol. Ven.  
p. 150.
463. *D. bullata* (Hoffm.) Fr., Sacc. Mycol. Ven. p. 150.
464. *D. Stigma* (Hoffm.) Fr., Sacc. Mycol. Ven. p. 150.
465. *Fracchiæa heterogenea* S. Mycol. Ven. p. 115.

566. *Melanomma Catillus* S. Mycol. Ven. p. 114.
467. *Cryptospora suffusa* (Fr.) Tul., Sacc. Mycol. Ven. p. 126.
468. *C. corylina* (Tul.) Fekl., Sacc. Mycol. Ven. 127.
469. *Cryptosporella hypoderma* (Fr.) S. Michelia 369.
470. *Enchnoa infernalis* (Kze) Fekl., Sacc. Mycol. Ven. p. 210.
471. *Eutypa flavo-virens* (Hoffm.) Tul., Sacc. F. Ven. Ser. IV. 16.
472. *E. velutina* (Wallr.) S. Fungi Ven. Ser. IV. 16.
473. *Eutypella Ailanthi* S. Mycol. Ven. p. 130.
474. *Calosphæria tumidula* S. F. Ven. Ser. IV. 20.
475. *C. affinis* Nke, S. F. Ven. Ser. IV. 20.
476. *C. Princeps* Tul., S. Mycol. Ven. p. 149.
477. *C. dryina* (Curr.) Nke, S. F. Ven. Ser. IV. 21.
478. *C. minima* Tul., S. Mycol. Ven. p. 149.
479. *C. tædiosa* S. Michelia 368.
480. *Cœlosphæria Fuckelii* (Nke) S. Mycol. Ven. 115.
481. *Leptosphæria riparia* S. Michelia 39.
482. *L. Vincæ* (Fr.) S. Michelia 37.
483. *L. Typhæ* Karst., S. F. Ven. Ser. II. 321.
484. *L. Typharum* (Awd.) Karst., S. Mycol. Ven. 106.
485. *L. Coniothyrium* (Fekl.) Sacc. Fungi Ven. Ser. II. 317 (n. 1).
486. *L. Coniothyrium* (Fekl.) S. \**Kerriæ* S. Fungi Ven. Ser. II. 317 (n. 3).
487. *L. vagabunda* S. Fungi Ven. Ser. II. 318. \**Viburni Lantanae*.
488. *L. vagabunda* S. \**Citri Limonii*.
489. *L. vagabunda* S. \**L. divergens* S. A typo recedit sporidiis septulo uno alterove longitudinali divisio. Cfr. S. l. c. p. 318 (n. 23 f. *Kerriæ* et in *Obs.*).
490. *L. ogilviensis* (B. & Br.) C. DNtrs. S. Fungi Ven. Ser. V. 176.
491. *L. petiolicola* S. Mycol. Ven. p. 105.
592. *L. Medicaginis* S. Mycol. Ven. p. 105.
493. *L. acuta* (M. et N.) Karst., S. Mycol. Ven. p. 105.
394. *L. culmicola* (Fr.) Karst. \**L. minor* Sacc. Fungi Ven. Ser. II. 322.

495. *L. culmicola* (Fr.) Karst. \**L. major* S. l. c.  
 496. *L. culmifraga* (Fr.) C. DNtrs, Sacc. Fungi Ven. Ser. II. 321.  
 497. *L. eustoma* (Fckl.) S. Mycol. Ven. p. 210.  
 498. *L. dumetorum* Niessl, S. Fungi Ven. Ser. II. 316.  
 499. *L. Doliolum* (Pers.) C. DNtrs, S. Fungi Ven. Ser. II. 314.  
 500. *L. conoidea* (DNtrs) S. Fungi Ven. Ser. II. 314.  
 501. *L. Parietariae* S. Mycol. Ven. p. 106.  
 502. *L. luctuosa* Niessl, S. Fungi Ven. Ser. II. 321.  
 503. *L. herpotrichoides* DNtrs, S. Fungi Ven. Ser. II. 322.  
 504. *L. donacina* S. Mycol. Ven. p. 107.  
 505. *L. Niessleana* Rabh., S. Fungi Ven. Ser. II. 315.  
 506. *L. agnita* (Dmz.) C. DNtrs, S. Fungi Ven. Ser. II. 316.  
 507. *L. Hederæ* (Sow?) S. Fungi Ven. Ser. II. 313.  
 508. *L. Rusci* (Wallr.) S. Mycoth. Ven. n. 680.  
 509. *L. crastophila* S. Fungi Ven. Ser. II. 321.  
 510. *L. Ophiopogonis* S. Fungi Ven. Ser. II. 321.  
 511. *L. maculans* (Dmz.) C. DNtrs, nec Sow., S. Fungi Ven. Ser. II. 316.  
 512. *L. Lathyri* S. Mycol. Ven. p. 106.  
 513. *L. anceps* S. Michelia 120.  
 514. *L. oreophila* S. Michelia 120.  
 515. *L. graminum* S. Michelia 119.  
 516. *L. heliicola* (Dmz.) Niessl, S. Fungi Ven. Ser. II. 313.  
 517. *L. galiicola* S. Mycol. Ven. p. 104.  
 518. *L. galiicola* S. *L. brachyspora* S. l. c.  
 519. *L. papulosa* (DR. & M.) S. Fungi Ven. Ser. II. 313.  
 520. *L. suffulta* (Nees) Niessl, S. Mycoth. Ven. n. 923.  
 521. *L. modesta* (Dmz.) Awd. \**L. Cibostii* C. DNtrs.

*Obs. Leptosphaeria modesta* Michel. 37, quam ibid. p. 343 a typica *modesta* (*L. setosa* Niessl, *L. Passerinii* S.) differre dixi ob sporidia exappendiculata, et sub nom. *L. Cibostii* admisi, iterum iterumque observata, mera *L. modestae* varietas nunc mihi videtur, nam ostiolum setulosum sporidiaque, licet parcius, appendiculata, etiam in hac occurrunt; asci tamen minores sunt nempe 70—80 = 9—11 (nec 95 = 14—15), æque ac sporidia quæ 25—27 = 4 (nec 35 = 5—5½).



Pro hac varietate nomen \***L. Cibostii** adhiberi poterit. *Hab.* in caule *Cynanchi a Conegliano* (SPEG.).

522. **Cucurbitaria pithyophila** (Schm.) DNtrs Schema Sfer. p. 214.
523. **C. Coronillæ** (Fr.) S. Fungi Ven. Ser. V. 178.
524. **C. protracta** (Nees) Fekl., S. Mycol. Ven. 119.
525. **C. salicina** Fekl., S. Mycol. Ven. 120.
526. **C. Gleditschiæ** (Schw.) C. DNtrs, S. Mycol. Ven. 122.
528. **C. Ribis** Niessl Beitr. 48, S. Mycol. Ven. 210, nec Tode.
529. **C. elongata** (Fr.) Grev., S. Mycol. Ven. 120.
530. **C. Castaneæ** S. Mycol. Ven. 120.
521. **C. Castaneæ** S. \***C. moricola** S. A typo differt præsertim sporidiis paulo majoribus, nempe 20—25 = 8 nec 15—16 = 7—8 — In cortice *Mori albæ*, Martio, 1876 (MAGNAGUTI).
532. **C. Spartii** (Nees) C. DNtrs Schema Sfer. it. 214.
533. **C. Rhamni** (Nees) Fr., S. Mycol. Ven. 121.
535. **C. Carpini** S. Mycol. Ven. 119.
535. **C. Berberidis** (Pers.) Gray, S. Mycol. Ven. 121.
536. **C. rufo-fusca** (Fr.) C. DNtrs Schema Sf. ital. 213.
537. **Othia Cratægi** Fekl., *Michelia* 248.
538. **O. Quercus** Fekl., S. Mycol. Ven. 118 (*Cucurbitaria*)
539. **Sillia ferruginea** (Pers.) Karst., S. Mycol. Ven. 147 (*Melogramma*).
540. **Melogramma vagans** DNtrs, S. Mycol. Ven. 147.
541. **M. spiniferum** (Wallr.) DNtrs., S. Mycol. Ven. 147.
542. **Melomastia Friesii** Nke, S. Mycol. Ven. 210 (*Sphaeria mastoidea* Fr.).
543. **Læstadia carpinea** (Fr.) S. Mycol. Ven. 93 (*Sphaerella*).
544. **L. Cookeana** (Awd.) S. Fungi Ven. Ser. V. 175.
545. **Pleospora lanuginosa** S. *Michelia* 121.
546. **P. polyphragmia** S. *Michelia* 120.
547. **P. herbarum** Rabh. em. Niessl, S. Myc. Ven. 102. p. p.
548. **P. infectoria** Fekl., S. Mycoth. Ven. n. 775.
549. **P. vulgaris** Niessl., S. Michel. 48.
550. **P. calvescens** (Fr.) Tul. S. Mycol. Ven. 103.



551. *P. media* Niessl, S. Michelia 48.  
 552. *P. phragmospora* (DR. et M.) Ces., S. Michel. 48.  
 553. *P. hispida* Niessl N. und k. Pyr. 33.  
 554. *P. comata* Niessl, S. Fungi Ven. Ser. II. 309.  
 555. *P. comata* Niessl \**macrochæta* S. Fungi Ven. Ser. II. 309.  
 556. *Lasiosphæria hirsuta* (Fr.) C. DNtrs, S. Mycol. Ven. 210.  
 557. *L. hispida* (Tode) Fckl., S. Myc. Ven. n. 683.  
 557. *L. Racodium* (Pers.) C. DNtrs, Sacc. Mycoth. Ven. n. 779.  
 558. *L. hispida* (Tode) Fckl., d. Mycoth. Ven. n. 683.  
 559. *L. ovina* (Pers.) C. DNtrs, S. Michelia 45.  
 560. *L. scleracantha* S. Michelia 46.  
 561. *Leptospora spermoides* (Hoffm.) Fckl., S. Mycol. V. 108.  
 562. *Microthyrium microscopicum* Dmz., S. Mich. 381.  
 563. *M. Juniperi* (Dmz.) S. Michelia 351.  
 564. *M. litigiosum* Sacc. Peritheciis dense gregariis punctiformibus,  $\frac{1}{10}$ — $\frac{1}{8}$  mill. d., dimidiato—scutatis, radiatum contextis, sub—impertusis, nigris; ascis ovato—oblongis, sessilibus, 20—25  $\approx$  12—14, aparaphysatis, 8—sporis; sporidiis tristichis, elongatis, curvulis, constricto—1—septatis, 15  $\approx$  2—3, minute 4—guttulatis, hyalinis —*Leptostroma litigiosum* plur. auct. (an Dmz.?) huc spectat.  
*Hab.* In stipitibus Pteridis aquilinæ, vere 1879 (Bizz.).  
 565. *Daldinia concentrica* (Bolt.) C. DNtrs, S. Mycol. Ven. 153.  
 566. *Hypoxylon coccineum* Bull., S. Mycol. Ven. 152.  
 567. *H. commutatum* Nke., S. Mycol. Ven. 211.  
 568. *H. luridum* Nke., S. Fungi Ven. Ser. IV. 22.  
 569. *H. fuscum* (Pers.) Fr., S. Mycol. Ven. 152.  
 570. *H. cohærens* (Pers.) Fr. S. Fungi Ven. ser. IV. 22.  
 571. *H. purpureum* Nke., S. Fungi Ven. Ser. IV. 22.  
 572. *H. effusum* Nke., S. Fungi Ven. Ser. V. 183.  
 573. *H. multiforme* Fr., S. Fungi Ven. Ser. V. 184.  
 574. *H. rubiginosum* (Pers.) Fr., S. Fungi Ven. Ser. IV. 22.

575. *H. serpens* (Pers.) Fr., S. Mycol. Ven. 152.  
 576. *H. Michelianum* DNtrs., S. Fungi Ven. Ser. V. 183.  
 577. *H. atro-purpureum* Fr., S. Fungi Ven. Ser. V. 183.  
 278. *H. unitum* (Fr.) Nke, S. Fungi Ven. Ser. IV. 22.  
 579. *H. bifrons* DNtrs., Sfer. ital. n. XV.  
 580. *Xylaria polymorpha* (Pers.) Grev., S. Mycol. Ven. 154.  
 \**acrodactyla* Nke.  
 581. *X. polymorpha* (Pers.) Grev. \**spathulata* Nke.  
 582. *X. Hypoxylon* (L.) Grev., S. Mycol. Ven. 154.  
 582. *X. Arbuscula* S. Michelia 249.  
 584. *X. filiformis* (A. S.) Fr. S. Fungi Ven. Ser. V. 184 (foliicola, imperfecta). *Thamnomycetes hippotrichoides* S. Michel. 24 (ascigera), nec Berk., Broom., Cooke &c. sec. specimina originalia.  
 585. *Nummularia repandoides* Fekl., S. Mycol. Ven. 153.  
 586. *Rosellinia Aquila* (Fr.) DNtrs, S. Mycol. Ven. 108.  
 587. *R. thelena* (Fr.) Rabh., S. Fungi Ven. Ser. II. 328.  
 588. *R. amphispærioides* S, & S. Michelia 352.  
 589. *R. mammiformis* (Pers.) C. DNtrs Schema Sfer. it.  
 590. *R. rimincola* Rehm, S. Fungi Ven. Ser. II. 329.  
 591. *R. pulveracea* (Ehrh.) Fekl., S. Mycol. Ven. 109.  
 592. *R. pseudo-bombarda* S. Mycol. Ven. 109.  
 593. *R. malacotricha* (Awd.) Niessl, S. Fungi Ven. Ser. II. 328.  
 594. *R. ambigua* S. Fungi Ven. Ser. II. 328.  
 595. *R. sordaria* (Fr.) Rehm, S. Fungi Ven. Ser. II. 329.  
 596. *R. ligniaria* (Grev.) Nke., S. Fungi Ven. Ser. II. 328.  
 597. *Perisporium Typharum* S. Mycol. Ven. 92.  
 598. *P. Typharum* S. \**lignicola*, *P. vulgare* \**macropus* Michelia IV. 401.  
 599. *P. vulgare* Cda, S. Fungi Ven. Ser. V. 174. *P. vulgare* \**micropus* Michelia. IV. 401.  
 600. *Physalospora Festucæ* (Lib.) S. Michelia 27.  
 601. *Ph. Euganea* S. Michelia 244.  
 602. *Ph. fallaciosa* S. Michelia 121.  
 603. *Ph. Astragali* (Lasch) S. Cfr. Michelia 121. & 276,  
 604. *Phomatospora Berkeleyi* S. \**macropoda* Cfr. Fung. Ven. Ser. II. 306. (forma in Hippophaë).

605. *Ph. Berkeleyi* S. l. e. (forma in Lappa)
606. *Lophiostoma Desmazierii* S. & S. Michelia 411.
607. *L. macrosporum* Speg. Michelia 466.
608. *L. collinum* Speg. Michelia 467.
609. *L. oreophilum* Speg. Michelia 467.
610. *Lophiotrema affine* Speg. Michelia 465.
611. *L. culmifragum* Speg. Michelia 466.
612. *L. littorale* Speg. Michelia 466.
613. *Sporormia leptosphærioides* Speg. Michelia 459.
614. *S. fimetaria* DNtrs, Michelia 400.
615. *S. Spegazzinii* Pirotta Monogr. Spororm. n. 5, Michelia 354.
616. *S. gigantea* E. C. Hans. - Michelia 231.
617. *Sordaria minima* S. & S. Michelia 373.
618. *S. zygospora* Speg. Michelia 227.
619. *S. leucotricha* Speg. Michelia 225.
620. *Rosellinia Winteriana* Speg. Michelia 228.
621. *Delitschia Winterii* Plowr. — Michelia 229.
622. *Chætomium stercoreum* Speg. Michelia 222.
623. *Amphisphæria Passerinii* S. & Sp. Michelia 375.
624. *A. culmicola* S. \**A. melanommoides* Sp. Mich. 455.
625. *Sphærella Karsteniana* Speg. Michelia 229.
626. *S. Coneglanensis* Speg. Michelia 455.
627. *S. nerviseda* Speg. Michelia 456.
628. *Ceratostoma Venetum* Speg. Michelia 455.
629. *Rhaphidophora herpotricha* (Fr.) C. DNtrs, Michelia 462.
630. *Saccardoella Montellica* Speg. Michelia 461.
631. *Gnomonia Veneta* Speg. Michelia 457.
632. *Leptosphæria arvensis* Speg. Michelia 459.
633. *L. nectrioides* Speg. Michelia 458.
634. *L. agminalis* S. & Morth. Peritheciis gregariis, subcutaneis, vix erumpentibus, e globoso depressis,  $\frac{1}{3}$ — $\frac{1}{2}$  mill. d., ostiolo minuto, non v. vix emergente; contextu laxe parenchymatico, fuligineo, solidiusculo; ascis cylindraceo—clavatis, apice rotundatis, breve crasseq. stipitatis, 100—120  $\times$  20—25, lumine initio apice angustato, paraphysibus brevibus obvallatis, 8—sporis; sporidiis subdistichis, ovato—oblongis, 38—40  $\times$  14—16,



constricto—3—septatis, utrinque obtusiusculis, nubilosus, olivaceis.

*Hab.* in caule Clematidis Vitalbæ à Neuchâtel, vere 1878 (MORTIER).

*Obs.* Ad *Botryosphaeriæ* genus habitu accedit et forte cum *B. Dulcamaræ* (Kze et S.) novum genus constituere meretur.

635. *Pleospora malacospora* Speg. Michelia 462.

636. *P. hyalospora* Speg. Michelia 462.

637. *Melanomma alpinum* Speg. Michelia 460.

638. *Melanomma canescens* Speg. Michelia 460.

639. *Venturia circinans* (Fr.) S. *Perisporium circinans* Fr.

*Hab.* in pag. sup. Geranii rotundifolii in Euganeis, æst. 1879 (BIZZ.).

*Obs.* Perithecia hinc inde — matrice immutata — maculiformiter aggregata, setulis cuspidatis, basi incrassatis,  $30 \approx 7-8$  (in basi) circa ostiolum conspersa. Asci cylindraceuti,  $40-50 \approx 9-11$ , aparaphysati, subsessiles, 8—spori; sporidia didyma,  $9-10 \approx 6$ , loculo infero multo minore, subhyalina.

*Hab.* in foliis Geranii rotundifolii in Euganeis (Padova), Majo 1879 (BIZZ.).

640. *Valsaria rubricosa* (Fr.) S. Mycoth. Ven. n. 690 et Fungi Ven. Ser. V. 183.



# FUNGI GALLICI

LECTI A CL. VIRIS

P. BRUNAUD, C. C. GILLET ET ABB. LETENDRE

AUCTORE

**P. A. SACCARDO**

## PRÆMONITUS

Mycetes aliquot, ut examini subijcerem, hisce mensibus benevole ad me miserunt: cl. P. BRUNAUD<sup>1)</sup>, causicus santonensis (*Saintes, Charente infér.*), cl. C. C. GILLET<sup>2)</sup> zoojatrus primarius alentionensis (*Alençon, Orne*) et rev. LETENDRE, Abbas Monasterii Quevillensis (prope *Rouen, Seine infér.*), qui fungos suos in sedis propriæ viciniis sedulo perquisiverant. Nonnullos mycetes Gilletianos novos in fasciculo IV. *Micheliae* paucos ante menses descripsi. Sed nunc omnes, quos amici largiti sunt, fungos editos æque ac ineditos enumerabo, sperans opusculum meum qualecumque Mycologiæ gallicæ, tamquam ædi construendæ lapillum, nonnihil profuturum esse.

In hac enumeratione loca fungorum natalia non indicavi, quia e nomine citatorum inventorum facile patent. Si aliena, mentio fiet. Sic littera **B.** indicabit. cl. Brunaud et territorium Santonense, littera **G.** indicabit cl. Gillet et territorium Alentionense, postremo littera **L.** indicabit rev. Letendre et territorium Quevillense.

Patavii, die XXVIII. Junii 1879.

1) Anno 1878 typis evulgavit Enumerationem plantarum Santonensium (*Liste des plantes phan. et crypt. de Saintes*), inter quas mycetes plures et nobiles adsunt.

2) Opus *Les Hyménomycètes de France* fidelibus iconibus exornatum novisque v. raris speciebus dives annis 1874-78 edidit, appendicibusque in dies augere curat.

**Hymenomycetæ Fr.**

1. **Agaricus** (Pholiota) **præcox** Pers. L.
2. **Panus stipticus** (Bull.) Fr. L.
3. **Dædalea unicolor** (Sow.) Fr. L.
4. **Polyporus** (Apus) **hirsutus** (Wulf.) Fr. L.
5. **Polyporus** (Apus) **versicolor** Fr. L.
6. **Polyporus** (Apus) **fumosus** (Pers.) Fr. L.
7. **Polyporus** (Apus) **dichrous** Fr. Schröt. Fungi Siles. n. 57. In Tilia et Quercu. Hymenium argillaceum. L.
8. **Polyporus** (Apus) **abietinus** (Diks.) Fr. In cortice Pini. L.

Nunc effuso—reflexus, nunc resupinatus; pori violacei, initio subregulares, margine cristulati, dein elongati, laceri, vere irpiciformes. Sedulo comparatis exemplaribus europæis et americanis *Polypori abietini* in Mycoth. Univ. n. 6 et 706, Cooke F. Brit. ed. II. 512, ex collect. Plowright, Curtis, Farlow, meisque (non Thüm. F. Austr. n. 1207, ubi *Polyporus adustus*) cum exemplaribus *Irpicis fusco-violacei* in Oudem. F. Neerl. n. 1, Erbar. crittog. ital. n. 40 (Ser. II.), Cke et Rav. Fungi Amer. n. 108, species, prout mihi videtur, unicam se exhibuit. Discrimina, si adsunt, levissima ab ætate pendere possunt. Specimina Cke & Rav. l. c. dentibus paulo robustioribus vix recedunt, sed specificè distingui nequeunt. Observandum præterea quod cl. Fuckel in suis Symbolis frequentem *Polyporum abietinum* omiserit, recensito tamen *Irpice fusco-violaceo*. Certe illum cum hoc recte conjunxit.

9. **Polyporus** (Apus) **fulvus** Fr. In Corylo à Aix, in Pruno Mahaleb, à St. Sever. L.
10. **Polyporus** (Apus) **annosus** Fr. L. Forma pulchella resupinata, sed margine libero, paululum elevato. Pori prismatici, regulares, integri, albi. Pileus glabratus, leviter sulcatus, nigricanti—rufus.
11. **Polyporus** (Pleuropus) **Saccardoi** Cke & Quel. Clav. Hymen. p. 174. *P. sericellus* Sacc. (nec Lév.

F. Ven. Ser. V. 163. F. ital. fig. 106. L. Affinitas hujus speciei cum *P. bienni* Fr. manifesta.

12. **Polyporus** (Resupinatus) **vaporarius** Fr. In truncis variis. L.
13. **Radulum quercinum** Fr. In Quercuum cortice. L.
14. **Radulum molare** Fr. In Quercuum cortice. L. Tuberculis minoribus, subglabris, magis lutescentibus a præcedente differt. An satis?
15. **Merulius Corium** Fr. In ramis Ulmi camp. L.
16. **Stereum spadiceum** Fr. In cortice Mali. L.
17. **Stereum hirsutum** (W.) Fr. et var. *aurantiacum*. In truncis variis. L.
18. **Stereum disciforme** (DC.) Fr. In truncis. L.
19. **Corticium lacteum** Fr. In Pruno, Fraxino &c. L.
20. **Corticium roseum** Pers. In cortice Ulmi. L.
21. **Corticium incarnatum** Fr. In cortice ramorum Corni maris. L.
22. **Corticium cinereum** Pers. In ramis Viburni, Corni, Populi, Aceris, Pruni spinosæ. L.
23. **Corticium comedens** (Nees) Fr. In ramis Carpini Betuli. L.
24. **Corticium quercinum** (Pers.) Fr. In ramis quercinis. L.
25. **Corticium polygonium** Pers. In Populo, Tilia &c. L.
26. **Coniophora puteana** (Schum.) S. Thelephora Schum. L. Sporæ ochraceæ 10 = 8, ovoideæ.
27. **Cyphella griseo-pallida** Weinm. In ramis corticatis Populi. L. Extus albida, villosula, intus levis, rubescens, conchiformis.
28. **Cyphella albo-violascens** (A. S.) Karst. Myc. Fenn. III. 322. In ramis Fraxini Orni. L.
29. **Auricularia mesenterica** (Diks.) Fr. In truncis. L.
30. **Exidia minutula** S. s. n. Erumpens, disciformis, minutissime papillato-rugulosa, nigra (diam. 1 mill. c.); sporophoris filiformibus, apice in pseudosporas clava-

tas, 35 ≈ 15, nubilosas, fulvescentes desinentibus —  
In ramis corticatis Ulicis europæi. L.

### **Hypodermeæ de Bary.**

31. **Tilletia Caries** (DC.) Tul. In ovariis Tritici sativi. L.
32. **Entyloma Calendulæ** (Oud.) de Bary. In foliis Calendulæ officinalis. G., L.
33. **Uromyces Muscari** Lév. In foliis Muscari comosi. L.
34. **Uromyces Ficariæ** Fekl. In foliis Ficariæ ranunculoidis. L.
35. **Puccinia Graminis** Pers. In culmis Tritici sativi. L.
36. **Puccinia Straminis** Fekl. In foliis Holci et Avenæ (*Uredo Rubigo* DC.). L.
37. **Puccinia Hordei** Fekl. In foliis Hordei sativi (*Uredo*). L.
38. **Puccinia coronata** Cda In foliis Dactylis et Avenæ. L.
39. **Puccinia Hieracii** (Schum.) Mart. f. **Hieracii murorum**. G.
40. **Puccinia Liliacearum** Ung. f. **Muscari comosi**. L.
41. **Melampsora Euphorbiæ** (Pers.) Cast. In Euph. Peplo. (Ured. et Tel.). G. L.
42. **Melampsora Tremulæ** Tul. In foliis Tremulæ. G.
43. **Uredo confluens** DC. In foliis Mercurialis annuæ. G.
44. **Æcidium Mercurialis** (Lib.) S. Cum præcedente. G.
45. **Æcidium Rhamni** Pers. In foliis Rhamni cathartici. L.
46. **Æcidium Smyrnii** Bagnis. In foliis Smyrnii Olusatri, Vendée. L.



**Phycomyceteæ de Bary.**

47. *Peronospora parasitica* (P.) de Bary. In foliis *Erysimi officinalis*. **L.**  
 48. *Peronospora Ficariæ* Tul. In foliis *Ficariæ ranunculoidis*. **L.**

**Pyrenomyceteæ Fr.**

## ERYSIPHEÆ Lév.

49. *Sphærotheca Castagnei* Lév. f. *Inulæ dysentericæ*. **L.**  
 50. *Podosphæra clandestina* (Link) Lév. In foliis *Cratægi monogynæ*. **L.**  
 51. *Erysiphe lamprocarpa* Link. f. *Menthæ*. **L.**  
 52. *Erysiphe communis* Schlecht. f. *Cirsii*. **L.** et f. *Delphinii Ajacis* (*E. nitida* Rabh.). **G.**  
 53. *Erysiphe* (*Uncinula*?) *Tuckeri* Berk. In *Vite vinifera* (*Oidium*). **G.**

## SPHÆRIACEÆ Fr.

Sect. 1. *Allantosporæ* Sacc.

54. *Eutypa Acharii* Tul. In ligno *Fagi*. **L.**  
 55. *Eutypa lejoplaca* (Fr.) Fekl. In ligno *Hederæ*. **G.** et *Fraxini*. **L.**  
 56. *Eutypa lata* (P.) Tul. In ligno et cortice *Ulmi*. **L.**  
 57. *Eutypa Rhodi* (Nke) Fekl. f. *Corni sanguineæ*. In ramulis. Asci p. s. 40-45  $\approx$  5-6; sporidia 8  $\approx$  1 $\frac{1}{2}$ , hyalina. **B.**  
 58. *Eutypa ludibunda* S. In ramis *Ulmi*. **L.**  
 59. *Eutypa heteracantha* S. In ramis *Tiliæ*, *Ulmi*, *Rubi*. **L.** *Sambuci* et *Ulmi*. **B.** — Asci clavati 15  $\approx$  7; sporidia 4-5  $\approx$  1.

60. *Eutypella stellulata* (Fr.) S. In ramis Ulmi. Asci cylindrici, p. s. 35-40  $\approx$  4-4 $\frac{1}{2}$ ; sporidia botuliformia, luteola, 8-9  $\approx$  1 $\frac{3}{4}$ -2. **B. L.**
61. *Eutypella Brunaudiana* S. Acervulis erumpentibus, prominulis, 1-1 $\frac{1}{4}$  mill. d. corticis laciniis arcte cinctis; peritheciis monostichis, stromate albido immersis, globulosis,  $\frac{1}{3}$  mill. d., nigris; ostioliis assurgentibus, cylindricis, apice rotundato integro pertusis, discum nigrum verruculosum formantibus; contextu perithecii sinuoso-parenchymatico, olivaceo-fuligineo; ascis clavato fusoideis, sursum parum angustatis, apice, tunica incrassata, rotundatis, filiformi-stipitatis, aparaphysatis, octosporis, p. s. 70-80  $\approx$  12, stipite 60 lgo; sporidiis distichis, botuliformibus, 10-12  $\approx$  2, 2-guttulatis, e hyalino lutescentibus.  
*Hab.* in ramis corticatis Ribis rubri. **B.**
62. *Valsa* (Euvalsa) *salicina* (Pers.) Fr. In ramis Salicis vitellinae. **L.**
63. *Valsa* (Euvalsa) *ambiens* (Pers.) Fr. In ramis Tiliae. **G. L.** Pruni spinosae et Ulmi. **G.** Forma *tetraspora* (sp. 20  $\approx$  5-6) et *octospora* (sp. 15-16  $\approx$  3-4).
64. *Valsa* (Euvalsa) *Hoffmanni* Nke. In ramis Crataegi Oxyacanthae. **L.**
65. *Quaternaria dissepta* (Fr.) Tul. In ramis corticatis Ulmi. **L.** — var. *ostioliis exertis*. In matrice eadem. **B.** In utraque forma asci p. s. 90-100  $\approx$  16-18; sporidia botuliformia olivacea, 2-guttulata, 22-26  $\approx$  4 $\frac{1}{2}$ -5 $\frac{1}{2}$ .
66. *Cryptovalsa Nitschkei* Fckl. em. S. (*Michelia* p. 22.). In ramis Rosae caninae. **B.** Asci p. s. 80-90  $\approx$  9; sporidia 10-12  $\approx$  2-2 $\frac{1}{2}$ . — *Rhamni Alaterni*. **B.** — *Ribis*. **B.** Asci p. s. 80  $\approx$  9; sp. 9-10  $\approx$  2 — *Sarothamni*. **B.** Asci p. s. 90  $\approx$  10; spor. 10  $\approx$  2 — *Ulicis europaei*. **B.** Asci p. s. 80-90  $\approx$  12; sp. 10-12  $\approx$  2 — *Pruni*. **B.** Asci p. s. 60  $\approx$  8-10; spor. 10  $\approx$  2.
67. *Diatrype Stigma* (Hoffm.) Fr. In ramis Fagi. **L., Coryli. G.**

68. *Diatrypella quercina* (Pers.) Nke. In ramis *Quercus*. **L.**
69. *Diatrypella Toccianæana* DNrs. In ramis *Alni glutinosæ*. **G.** Asci cylindranei angusti p. s. 100 = 10, myriospori; sporidia botuliformia, luteola, 6-7 = 1-1 $\frac{1}{2}$ .
70. *Diatrypella verruciformis* (Ehrh.) Nke. In ramis *Tiliæ*. **G.**

*Sect. 2. Hyalosporæ Sacc.*

71. *Phomatospora Berkeleyi* S. In caule *Arabidis Rouen* (MALBRANCHE). Asci cylindrici brevi-stipitati, 60 = 3; sporidia ovato-oblonga, 2-guttulata, hyalina, 6-8 = 2 $\frac{1}{2}$ -3.
72. *Physalospora Corni* Sacc. F. ital. fig. 182. In ramis *Corni*. **G.** Asci clavati, 70 = 14, apice, tunica integra, obtusi; sporidia, 20 = 4-5, inæquilateralia, guttata, hyalina.
73. *Physalospora gregaria* Sacc. F. ital. fig. 132. In ramis *Pruni*. **B.** Asci 120 = 12, clavati: sporidia, 30-40 = 6-8, guttulata, hyalina.
74. *Cryptosporella populina* (Fekl.) S. In ramis *Populi fastigiatae*. **L.** Asci clavati, breve et parce paraphysati: 110-115 = 12-16, 8-spori; sporidia ovato-oblonga, 18-20 = 5, minute guttulata, hyalina.

*Sect. 3. Phæosporæ Sacc.*

75. *Anthostomella Tomicum* (Lév.) S. In foliis *Cladii Marisci*. **B.** Asci cylindrici, 100 = 6-7; sporidia, 15-17 = 5-6, ovato-oblonga, atrofuliginea.
76. *Sordaria coprophila* C. DNrs. In stercore *vaccino*. **G.**
77. *Rosellinia Aquila* (Fr.) DNrs, var. *glabra* (*Hypoxylon globulariforme* Fekl.). In ligno carioso *Salicis*. **G.** Asci cylindranei, p. s. 100 = 9; sporidia ovato-oblonga, 15-17 = 8-9, 1-2-guttulata, fuliginea. — Var. *byssiseda*. In ramis *Rosæ* et *Pruni*. **G.**

78. **Rosellina rimincola** Rehm. In ramis Tamaricis anglicæ. **B.** Asci cylindranei,  $70 \approx 7$ ; sporidia  $8 \approx 6$ , fuliginea; perithecia glabra.
79. **Rosellinia sordaria** (Fr.) Rehm. In ligno fagineo putrescente. **G.**
80. **Hypoxylon fuscum** (Pers). Fr. In ramis Betulæ, Carpini, Alni. **G. L.**
81. **Hypoxylon serpens** (Pers). Fr. In ligno carioso Salicis. **L.**
82. **Ustulina vulgaris** Tul. In truncis. **G.**

*Sect. 4. Didymosporæ Sacc.*

83. **Microthyrium microscopicum** Dmz. In foliis Buxi. **L.** Asci clavati,  $45-50 \approx 10$ , 8-spori; sporidia oblongo-clavulata,  $15-17 \approx 4$ , 2-3-guttata, hyalina, diu continua, an tandem vere 1-septata?
84. **Sphærella maculiformis** (Pers.) Awd. In foliis Quercus et Platani. **L.**
85. **Sphærella acerina** (Wallr.) Fekl. In foliis Aceris campestris. **L.**
86. **Sphærella brassicicola** (Duby) C. DNtrs. In foliis Brassicæ oleracæ. **G. L.** Perithecia dense gregaria, maculas atras varias efficientia, globoso-lenticularia, 80 micr. d., pertusa, contextu ochraceo-fuligineo. Asci crasse cylindranei,  $50 \approx 15$ , aparthysati, octospori; sporidia 2-3-sticha, oblonga v. clavulata,  $18 \approx 3\frac{1}{2}$ , sæpe curvula, 1-septata, vix constricta, hyalina.
87. **Venturia glomerata** Cke. In foliis Geranii dissecti. **L. G.** Asci cylindraneo-clavulati,  $30 \approx 7$ , octospori; sporidia oblongo-clavulata,  $7 \approx 3$ , infra medium 1-septata, chlorina. Perithecia globoso-conoidea, 50 micr. d., circa ostiolum parce setulosa.
88. **Gnomonia leptostyla** (Fr.) C. DNtrs. In foliis Juglandis regiæ. **G. L.**
89. **Gnomonia devexa** (Dmz.) Awd. In caulibus Euphorbiæ palustris. **L.**
90. **Diaporthe** (Scler.) **castanea** (Tul.) S. In ramulis Castanæ vescæ. **B.**



91. *Diaporthe* (Scler.) *leiphæma* (Fr.) S. In ramis quercinis. **G. L.**
92. *Diaporthe* (Scler.) *syngenesia* (Fr.) Nke. In ramis Frangulæ. **B.** — Perithecia in acervulos valseos, innato-erumpentes aggregata. Asci cylindranei, sessiles, apice rotundati lumineque bi-foveolato, apographysati, octospori,  $55 \approx 7-9$ . Sporidia disticha v. oblique monosticha oblonga, utrinque obtusa,  $15-17 \approx 3$ , constricto-1-septata, 4-guttulata, hyalina.
93. *Diaporthe* (Scler.) *salicella* (Fr.) S. In ramis salicinis. **L.** Asci cylindraneo-clavati  $70 \approx 15$ ; sporidia oblonga, inæquilateralia,  $20 \approx 6$ , 1-septata, hyalina.
94. *Diaporthe* (Scler.) *Cratægi* (Curr.) Nke. In ramis Oxyacanthæ. **B.** Asci fusoido-cylindranei,  $100 \approx 15-18$ , lumine apice 2-foveolato. Sporidia oblongata, utrinque rotundata,  $18-22 \approx 6-7$ , medio constricta, 4-guttata, hyalina.
95. *Diaporthe* (Tetrast.) *resecans* Nke. In ramis Syringæ. **G.**
96. *Diaporthe* (Tetrast.) *Aucubæ* S. In ramis Aucubæ japonicæ. **L.**
97. *Diaporthe* (Tetrast.) *Coronillæ* S. In ramis Coronillæ Emeri. **B.**
98. *Diaporthe* (Tetrast.) *ligulata* Nke. In ramis Ulicis europæi. **B.** Est forma ostiolis parum exertis. Asci fusoidi  $60 \approx 8$ ; sporidia oblongo-biconica,  $10-11 \approx 3-3\frac{1}{2}$ , medio constricta, utrinque obtusiuscula, 4-guttata, hyalina.
99. *Diaporthe* (Euporthe) *spiculosa* (A. S.) Nke. In ramis Sambuci nigræ. **B.** Forma submutica; asci  $60 \approx 9-10$ ; sporidia biconica, medio constricta,  $15-16 \approx 4$ , 4-guttata, hyalina.
100. *Diaporthe* (Euporthe) *circumscripta* Otth. In caule Sambuci Ebuli. **B.** Asci  $60 \approx 8$ ; sporidia oblonga, obtusiuscula,  $10-14 \approx 3-3\frac{1}{2}$ , leniter constricta, 4-guttulata, hyalina.
101. *Diaporthe* (Euporthe) *pulla* Nke. In ramis Hedera Helicis. **L.**

102. **Diaporthe** (Euporthe) **Malbranchei** S. <sup>1)</sup>. Stromate late effuso corticem interiorem lignique superficiem infuscante lineaque nigra intra lignum limitato; peritheciis sparsis v. hinc inde gregariis ligno immersis v. semiimmersis, globosis, majusculis,  $\frac{3}{4}$  mill. d., ostioliis breve cylindraceis v. conoideis; ascis cylindraceo-fusoideis, subsessilibus, 60–70  $\approx$  10, apice, lumine 2-foveolato, obtusatis, aparaphysatis, octosporis; sporidiis distichis, oblongo-2-conicis, utrinque primo minute apiculatis, dein muticis, medio constrictis, 12–15  $\approx$   $4\frac{1}{2}$ –5, 4-guttatis, hyalinis.
- Hab.* in ramis decorticatis v. libro vestitis Ulmi campestris. **L.**
- Obs.* A *Diap. Ere* Nke et *D. Saccardiana* Kze, Ulmum pariter habitantibus, diversa.
103. **Valsaria insitiva** C. DNtrs. In ramis Carpini, Populi Tremulæ et Ulicis. **B.** Asci cylindrici, 100–110  $\approx$  11, paraphysati; sporidia didyma, 16–19  $\approx$   $7\frac{1}{2}$ – $8\frac{1}{2}$ , fuliginea.
104. **Valsaria rubricosa** (Fr.) S. f. *Juglandis*. In ejusdem cortice. **B.** Stromata crassa, colliculosa, inæqualia, extus rufescentia, intus pallidiora; perithecia monosticha, v. irregulariter polysticha, nigra, nitentia; asci cylindrici, 100  $\approx$  10, paraphysati; sporidia ovata, 15  $\approx$  8–9, 1-septata, parum constricta 2-guttata, fuliginea.
105. **Amphisphæria Pseudo-umbrina** S. In ramis Pruni putrescentibus. **B.**

*Sect. 5. Phragmosporæ* Sacc.

106. **Melogramma vagans** DNtrs. In ramis Carpini Betuli. **B.**
107. **Pseudovalsa Malbrancheana** S. Acervulis innato-erumpentibus, transverse ovato-oblongis, peridermio fisso arcte cinctis,  $1\frac{1}{2}$   $\approx$   $2\frac{1}{2}$  mill., atris; peri-

1) Ad honorem Clar. MALBRANCHE, cryptogamologi gallici rothomagensis.

theceis in quoque acervulo paucis,  $\frac{3}{4}$  mill. d., globosis; disco sublanceolato, nigro verruculoso; ascis cylindraceo-fusoideis,  $130 \approx 18$ , brevissime stipitatis, apice lumine integro, rotundatis, paraphysibus gutturalis obvallatis, tetrasporis; sporidiis ovato-fusoideis, utrinque obtusiusculis,  $40-50 \approx 15-18$ , plasmate 6-7-partito, denique 6-7-septatis, loculis extimis minimis hyalinis, ceteris fuliginis.

*Hab.* in ramis corticatis Pruni spinosæ. **L.**

*Obs.* Acervulis oblongis, nec circularibus, ascis tetrasporis nec octosporis, sporidiisque paulo minoribus a *Pseudovalsa umbonata* (Tul.) S. satis recedere videtur.

108. **Massaria macrospora** (Dmz.) S. In ramis fagineis putrescentibus. **L.**
109. **Massaria Platani** Ces. f. *quercina*. In ramis quercinis. **B.** Asci 150  $\approx$  35, clavati; sporidia fusoidea, 45-55  $\approx$  18-20, fusoidea, medio constricta, plasmate 4-5-partito, olivacea, strato hyalino obvoluta. A forma typica sporidiis sæpius acutioribus parum differt.
- 110 **Sporormia ulmicola** Pass. & Wint. Hedw. 1874 p. 52. In ligno putri quercino. **L.** Asci clavato-cylindracei, 130-140  $\approx$  20, aparaphysati, octospori: sporidia fusoideo-elongata, 40-50  $\approx$  10, 3-septata fuliginea, mox in articulos duos extimos conoideos, 15  $\approx$  7-8, duosque interiores cuboideos, 12-13  $\approx$  10 dilabentia. Perithecia ligno semiimmersa, vel penitus, ostiolo papillato-rotundato.
111. **Melomastia Friesii** Nke. In truncis decorticatis Loniceræ. **B.** Asci cylindrici 150  $\approx$  9, octospori; sporidia oblonga, utrinque rotundata, constricto-2-septata, 20  $\approx$  8, 3-guttata, hyalina. Perithecia basi insculpta, eximie papillata. Cum hac specie, nisi eadem, certe in plerisque notis conveniunt *Sphæria revelata* Berk., *Sph. Loniceræ* Sow., *Sph. fraxinicola* Curr. et *Sph. Opuli* Fekl.
112. **Leptosphæria maculans** (Dmz.) C. DNtrs. In caulibus Alliarie, Barbareæ. **L.**
113. **Leptosphæria acuta** (Moug.) Karst. In sarmentis



- Vitalbæ. **B.** Sporidia cylindraceo-fusoidea, 7-9-septata, subconstricta, 40 = 6, fuliginea.
114. **Leptosphæria Libanotis** (Fckl.) S. In caule Libanotis montanæ. **L.** Sporidia breve fusoidea, curvula, 20 = 6, 3-septata, dilute fusca.
115. **Leptosphæria Doliolum** (Pers.) C. DNtrs. In caule Fœniculi. **G.**
116. **Leptosphæria agnita** (Dmz.) C. DNtrs. In caulibus. **G.** Sporidia 35 = 3½, 5-7-septata, flavida.
117. **Leptosphæria modesta** (Dmz.) Awd. In caulibus Umbelliferarum. **G.** Ostiola setulosa. Sporidia 35 = 4½-5, 5-septata, flava, utrinque hyalino-apiculata.
118. **Leptosphæria pleosporoides** Awd. In sarmen-tis Vitalbæ. **B.** Sporidia 22-24 = 8, 5-septata, septulo 1-2 longitudinali, mellea.
119. **Leptosphæria vagabunda** S. In ramis Albizziæ. **B.**, asci 90-110 = 15, sp. 24 = 6-7½, 3-sept. fulig. — Deutzia. **B.**, asci 90-100 = 11, sp. 18-20 = 7, 3-sept. fulig. — Cinerariæ maritimæ. **L.**, asci 100 = 10, sp. 20 = 5½-6½, 3-sept. fulig. — Vitalbæ. **B.**, asci 90 = 12, sp. 24 = 6½, 3-sept. fulig. — Spirææ. **B.**, sporidia immatura 25 = 7, biconica, 4-guttulata, hyalina.
120. **Leptosphæria culmifraga** (Fr.) C. DNtrs. In culmo Holci. **B.** Asci 100 = 12-15; sporidia fusoi-dea, curvula, 28-30 = 5, 7-8-septata, flava.

*Sect. 6. Dictyosporæ Sacc.*

121. **Pleospora herbarum** (Pers.) Rabh. In caulibus Lactucæ, Euphorbiæ, Petroselini. **G.**, Dipsaci. **B. L.**, Cirsii. **L.**, Marrubii, Meliloti, Chelidonii et in fructibus Calycanthi. **B.**
122. **Pleospora Leguminum** Rabh. In legumine Fabæ et Cytisi(?). **L.** Asci cylindranei, 150 = 25; sporidia oblonga, 28-30 = 15, 3-septato-muriformia, medio constricta, guttulata, flava,
123. **Pleospora media** Niessl Notiz. Pyr. p. 28 fig. 12.



In foliis caulibusque Dianthi carthusianorum à Lioran (Cantal) in Gallia, Aug. 1878 (E. GAUDEFRROY). Asci cylindraceo-fusoidei,  $80 \times 18$ , paraphysati; sporidia disticha, ovato-oblonga,  $18-20 \times 9-10$ , medio constricta, 5-septato-muriformia, mellea dein fuliginea.

124. *Pleospora vulgaris* Niessl l. c. In sarmentis Vitalbæ. **B.** Asci  $100 \times 18$ ; sporidia 5-septato-muriformia,  $20-22 \times 9-10$ , flava.
125. *Pleospora Gilletiana* S. Michelia 357. **G.**
126. *Fenestella Princeps* Tul. In ramis Alni glutinosæ. **L.**
- 127? *Thyridium cingulatum* (Mtg.) S. In ramis Symphoricarpi racemosæ. **B.** Asci desunt; sporidia oblonga,  $28 \times 9$ , 5-septato-muriformia, medio constricta, fuliginea.

Sect. 7, Scolicosporæ Sacc.

128. *Rhaphidophora acuminata* (Sow.) S. In caule Cirsii lanceolati. **L.** Asci cylindrici  $200 \times 12$ ; sporidia bacillaria, æqualia,  $180 \times 3-3\frac{1}{2}$ , 30-35-guttulata, flava.
129. *Rhaphidophora pellita* Fckl. In caule Erigerontis canadensis. **L.** Perithecia conica brevirostellata, pellita; asci  $150 \times 8$ ; sporidia bacillaria,  $140 \times 1$ , hyalino-luteola.
130. *Lasiosphæria hirsuta* (Fr.) C. DNtrs v. terrestris. Ad terram. **L.** Asci ventricosi, p. s.  $140 \times 25$ ; sporidia vermiculari-inflexa,  $65 \times 5$ , pluriguttulata, hyalina.
131. *Lasiosphæria Racodium* (Pers.) C. DNtrs. In ligno putri. **L.**
132. *Lasiosphæria ovina* (Pers.) C. DNtrs. In cortice Ulicis europæi. **B.**
133. *Leptospora spermoides* (Hoffm.) Fckl. In lignis putridis. **G. L.**

## LOPHIOSTOMEÆ S.

134. *Lophiostoma Desmazierii* S. & S. In ramis corticatis *Persicæ*. **B.**  
 135. *Lophiotrema præmorsum* (Lasch) S. In ramis *Ulicis*. **G. L.** *Sarothamni*. **B.**

## HYPOCREACEÆ DNtrs.

136. *Nectria Desmazierii* DNtrs. In ramis *Buxi sempervirentis*. **B.**  
 137. *Nectria Aquifolii* (Fr.) Berk. In ramis *Ilicis Aquifolii*. **L.**  
 138. *Nectria cinnabarina* (Tode) Fr. In sarmentis *Rubi cum Tubercularia vulgari* Tode. **G.**  
 139. *Nectria coccinea* (Pers.) Fr. In cortice *Evonymi?* putrescente. **L.**  
 140. *Hyponectria Buxi* (DC.) S. In foliis *Buxi*. **L.**  
 141. *Gibberella Saubinetii* (D. & M.) S. In ramis *Coronillæ*. **B.** et *Rubi*. **L.** In forma *Coronillæ*: asci cylindræo-clavati, 70-75 = 15-17; sporidia disticha, fusoidæo-curvata, 25-30 = 6, 3-septata, subhyalina.

## DOTHIDEACEÆ Nke.

142. *Dothidea ribesia* (Pers.) Fr. In ramulis *Ribis*. **L.**  
 143. *Phyllachora Graminis* (Pers.) Fckl. In foliis *graminum*. **G.**, à *Lyon* (J. THERRY).  
 144. *Phyllachora Bromi* Fckl. In foliis *Dactylis glomeratæ*. **G.** Asci cylindrici, 90-100 = 9-10, paraphysati; sporidia ovoidea, 15-16 = 7-7½, nubilosa, hyalina.  
 145. *Phyllachora Angelicæ* (Fr.) Fckl. In foliis *Angelicæ sylvestris*. **L.**

HYSTERIACEÆ *Cda.*

146. *Hysterium pulicare* Pers. In cortice quercino **G.** Sporidia 24–26 = 8 fusca, 3–septata, loculis extimis subhyalinis.
147. *Hysterium angustatum* A. S. In ramis putrescentibus. **L.** Sporidia 18–20 = 5–6, 3–septata, tota dilute fuliginea.
148. *Hysterographium Fraxini* (Pers.) DNrs. In ramis Fraxini Orni **L.** et Viburni Lantanæ. **B.**
149. *Hypoderma virgultorum* D. C. f. *Rubi.* **L.** et f. *Vitis* **B.**
150. *Lophodermium arundinaceum* (Schrad.) Chev. In culmis Tritici **L.** Asci cylindraceo-fusoidei 100 = 10; sporidia filiformia, 60–65 = 1, 10–12–guttulata, hyalina.
151. *Dichæna quercina* (Pers.) Fr. In cortice nondum emortuo Quercus. **G.**
152. *Acrospermum Graminum* Lib. In foliis graminum. **B.** Sporidia filiformia, tenuissima, 150 =  $\frac{3}{4}$ , hyalina.

**Discomyceteæ** *Fr.*

153. *Tromera Resinæ* (Fr.) Körb. Parerg. Lichen. 453. *Retinocyclus flavus* Fekl. Symb. App. I. 332. In cortice Pini. **G.** Aptius forte Lichenibus adscribenda species. De synonymia citata, etsi specimina originalia Fuckelii non viderim, vix dubito.
154. *Cenangium Fraxini* Tul. In cortice Fraxini Orni. **L.**
155. *Lecanidion atratum* (Hedw.) Rabh. In ligno quercino. **L.**
156. *Propolis versicolor* Fr. var. *lactea.* *P. alba* Sacc. Myc. Ven., sed non Fr. In ligno quercino. **B.** Asci 120 = 16–18; sporidia oblonga, curvula, 2–guttulata, 20–23 = 7, hyalina.

157. **Trochila Laurocerasi** (Dmz.) Fr. In foliis *Laurocerasi*. **L.**
158. **Trochila Craterium** (DC.) Fr. In foliis *Hederæ*. **L.**
159. **Stegia Ilicis** (Chev.) Fr. In foliis *Ilicis Aquifolii*. **L.**
160. **Rhytisma salicinum** (Pers.) Fr. In foliis *Salicis*, et tribu *Capræarum*. **B.**
161. **Phacidium congener** Ces. *Niptera congener* C. DNtrs. *Discom.* p. 375. In pag. inf. *Ranunculi repentis* **L. G.** Ascomata  $\frac{1}{4}$  mill. d., maculis vix ullis insidentia, atra, disco pallidiore; asci clavati, 80-90 = 14-15 paraphysati, octospori; sporidia disticha oblongo-clavulata, 15-17 = 5-6, infra medium septata, 4-5guttulata, hyalina. Cfr. *Michelia* p. 60 n. 211.
162. **Niptera melaleuca** (Fr.) Fekl. In ligno *quercino*. **L.**
163. **Helotium citrinum** (Hedw.) Fr. In disco *Carpini Betuli*. **L.**
164. **Trichopeziza Nidulus** (Schm.) Fekl. In caulibus *Polygonati multiflori*, copiose. **L.**
165. **Trichopeziza sulphurea** (Fr.) Fekl. In caule *Antirrhini*. **L.**
166. **Dasyscypha cerina** (Pers.) Fekl. In ligno putrescente. **B.**
167. **Dasyscypha virginea** (Batsch) Fekl. In ligno putri *quercino*. **L.**
168. **Peziza** (Macropodia) **Rapulium** Bull., Nees *Syst.* fig. 291! In umbrosis *Parc du château* **L.** Asci cylindranei, attenuato-stipitati, 130 = 10, p. s. 100 lga, paraphysati, octospori, apicem versus jodo cærulescentes. Sporidia ovoidea, 15-17 = 7-8, 2-guttulata, hyalina.



**Gymnoascaceæ** *Wünsche.*

169. *Ascomyces aureus* (Pers.) Magn. In pag. inf. foliorum *Populi nigrae* L.

**Myxomycetæ** *de Bary.*

170. *Craterium minutum* (Leers) Fr. In foliis dejectis L.
171. *Comatricha typhina* (Roth) Rost. In fragmentis ligneis. B.
172. *Perichæna corticalis* (Batsch) Rost. In cortice *Populi*. L.
173. *Physarum cinereum* (Batsch) Pers. In foliis quercinis dejectis. L.

**Sphæropsiideæ** *Lév., S.*

174. *Hendersonia Coronillæ* S. \***Lauri**. In ramulis *Lauri nobilis*. L. Perithecia gregaria, innato-erumpentia. Stylosporæ ovato-oblongæ,  $20 \times 8$ , 3-septato-muriformes, olivaceo-fuliginææ.
175. *Hendersonia basitricha* S. Peritheciis subsuperficialibus, gregariis e globoso depressis,  $\frac{1}{3}$ - $\frac{1}{2}$  mill. d., strigoso-vestitis, vix papillatis, nigris; pilis septulatis olivaceis; stylosporibus ovato-oblongis, 3-septato-muriformibus,  $18 \approx 8-9$ , non constrictis, initio flavis dein fuligineo-olivaceis, basidiis subnullis suffultis.  
*Hab.* in ligno putri *Evonymi*. L. — *Obs.* Affinis *Hendersoniæ incrustanti* S., sed perithecia vestita nec glabra.
176. *Hendersonia propinqua* S. Peritheciis subcutaneo-erumpentibus gregariis, globoso-papillatis, nucleoque farcto nigris,  $\frac{1}{3}$  mill. d.; stylosporibus ovato-oblongis,  $15-16 \approx 8$ , 3-septato-muriformibus, non constrictis fuliginis, basidiis brevibus, crassiusculis initio suffultis.

*Hab.* in ramulis Salicis vitellinæ. **L.** *Obs.* Affinis *Hend.* (Cucurb.) *salicinæ* Fekl., a qua stylosporidis breve-stipitatis, 3-septato-muriformibus differt.

177. **Hendersonia allantella** S. Peritheciis gregariis, innato-erumpentibus, subglobosis, minutis, atris; stylosporidis fasciculatis, cylindræis, curvulis, utrinque rotundatis, 5-6-septatis, 6-7-guttatis, 35-45  $\approx$  4-5. hyalinis.

*Hab.* in cortice levi Coryli (an Cerasi?) **L.**

178. **Hendersonia Letendreana** S. Peritheciis globoso-depressis gregariis, subcutaneo-erumpentibus, 120-130 micr. d., ostiolo impresso-pertusis, contextu distincte celluloso fulvo-fuligineo; stylosporidis cylindræo-curvulis v. subclavulatis, utrinque præcipue apice obtusis, 25-30  $\approx$  4, 3-4-septatis, non constrictis, melleis.

*Hab.* in caulibus Convolvuli (Pharbitis) culti.

**L.** — *Obs.* Affinis *Hendersoniæ pulchellæ* S. Michel. 213., a qua stylosporidis minoribus et parcius septatis differt.

179. **Hendersonia culmicola** S. In vaginis Brachypodii pinnati. **B.** Stylosporæ cylindrææ, 28-32  $\approx$  4, 4-5-septatæ flavæ. A typi var. *majore* et *minore* (F. Ven. Ser. II. 322 et 323) aliquid differt et var. *media* dici potest.

180. **Hendersonia Luzulæ** West., S. Michelia 210. In foliis Luzulæ. **B.** Stylosporæ oblongæ 12-13  $\approx$  2 $\frac{1}{2}$ -3, 3-4-guttulatæ, hyalinæ. An potius *Phomæ* species?

181. **Diplodia Coryli** Fekl. In ramis Coryli Avelanæ. **B.**

182. **Diplodia Fraxini** Fr. In ramis Fraxini. **L.**

183. **Diplodia Lilacis** West. In ramis Syringæ. **L.**

184. **Diplodia microspora** S. In ramulis Fraxini. **L.** Stylosporæ ovato-oblongæ, 8-10  $\approx$  4, 1-septatæ, non constrictæ, sessiles, fuliginæ.

185. **Diplodia herbarum** Lév. f. **Menthæ**: peritheciis subcutaneis, minutis; stylosporidis ovato-oblongis, 25  $\approx$  10, constricto-1-septatis pedicellatis, atrofuliginis — In caule Menthæ. **B.**

186. **Diplodia Clematidis** S. Peritheciis gregariis, subcutaneo-erumpentibus, globoso-papillatis,  $\frac{1}{5}$  mill. d.; stylosporibus ovoideis, 20-25  $\approx$  12-14, diu continuis, fuliginosis.  
*Hab.* in sarmentis Clematidis Vitalbæ. **B.**
187. **Diplodia Gleditschiæ** Pass. f. **leguminum.** **B.** Stylosporibus obtusæ, pedicellatæ, constricto-1-septatæ, 20-22  $\approx$  8, fuliginosæ.
188. **Diplodia Ribis** S. Peritheciis gregariis, v. subaggregatis, subcutaneis, globoso-papillatis,  $\frac{1}{3}$  mill. d. atris; stylosporibus stipitatis, oblongo-ovatis, diu continuis, dein constricto-1-septatis, fuliginosis, 25  $\approx$  12 — Forte status secund. *Cucurbitariæ Ribis* Niessl.  
*Hab.* in ramis Ribis rubri. **B.** Legi quoque Patavii.
189. **Diplodia Tamaricis** S. Peritheciis gregariis, subcutaneo-erumpentibus, globoso-papillatis  $\frac{1}{3}$  mill. d. nigris; stylosporibus ovato-oblongis, constricto-didymis, 20  $\approx$  12, stipitatis, fuliginosis.  
*Hab.* in ramis Tamaricis anglicæ. **B.**
190. **Diplodia Amelanchieris** S. Peritheciis subsparsis, globulosis, tectis, nigris,  $\frac{1}{4}$  mill. d.; stylosporibus oblongo-didymis, 25  $\approx$  9-10, fuliginosis.  
*Hab.* in ramis Amelanchieris vulgaris. **B.**
191. **Diplodia Sorbi** S. Peritheciis globoso-depressis, subsparsis, tectis, vix erumpentibus,  $\frac{1}{2}$  mill. d.; stylosporibus ovato-oblongis, 24  $\approx$  13, diu continuis, hyalinisque.  
*Hab.* in ramis Sorbi domesticæ. **B.**
192. **Diplodia buxicola** Sacc. Peritheciis gregariis, aggregatisve, initio subcutaneis, dein, cortice secedente, subsuperficialibus, globulosis, papillatis,  $\frac{1}{3}$  mill. d. aterimis; stylosporibus ovato-oblongis, constricto-1-septatis, 25  $\approx$  12, atrofuliginosis.  
*Hab.* in ramis semidecorticatis Buxi sempervirentis. **B.**
193. **Diplodia Buxi** Fr. In foliis Buxi sempervirentis. **L.**
194. **Rabenhorstia Tiliæ** Fr. In ramis Tiliæ. **G.** Sty-



losporæ ellipsoideæ, 12–14  $\approx$  8, nubilosæ, hyalinæ, basidiis filiformibus fasciculatis, 60  $\approx$  1 $\frac{1}{2}$ , suffultæ.

195. *Cytispora* (Valsa) **salicina** (Pers.) Fr. *C. Salicis Rabh.* In ramis Salicis Vitellinæ. **L.** Spermata botuliformia, 5–6  $\approx$  1, hyalina.
196. *Cytispora* (Valsa) **ambiens** (Pers.) Fr. In ramis Juglandis. **B.** et Tiliæ. **L.** Spermata botuliformia, 6  $\approx$  1, hyalina, sterigmatibus acicularibus, fasciculatis fulta.
197. *Cytispora* (Valsa) **Fuckelii** Nke. In ramis Coryli Avellanæ. **L.**
198. *Cytispora* (Valsa) **ceratophora** Tul. In ramis Fraxini. **L.** Spermata botuliformia, 4  $\approx$  1, hyalina, sterigmatibus acicularibus simplicibus verticillatisque suffulta.
199. *Cytispora* (Leucostoma) **ocellata** Fckl. f. *Ribis rubri.* In ejusdem ramis. **B.** Spermata botuliformia, 5  $\approx$  1, in basidiis acicularibus verticillatis acrogena, hyalina, coacervata carneola.
200. *Cytispora* Tiliæ S. Conceptaculis plurilocularibus, innato-erumpentibus, laxe gregariis, 1–2 mill. d., stromate flavo interspersis; loculis inæqualibus griseis, spermatis botuliformibus, 7–8  $\approx$  1, hyalinis, in cirrhos varios succineos denique expulsis.  
*Hab.* in ramis Tiliæ europææ. **L.** — A *Cytispora carphosperma* Fr. valde diversa.
201. *Cytispora* **Laurocerasi** Fckl. In foliis emortuis ejusdem. **L.** Spermata botuliformia, 6–8  $\approx$  1, in sterigmatibus acicularibus, verticillato-ramosis triplo longioribus acrogena.
202. *Cytispora* (Eutypa) **ludibunda** S. In ramis Ulmi et Pruni. **B.** Cirrhi rosei; spermata filiformia, hamata, 25–30  $\approx$  1, basidiis bacillaribus mediocribus suffulta.
203. *Cytispora* (Diaporthe) **castanea** S. In ramis Castaneæ vesicæ. **B.** Spermata fusioidea, recta, 10–12  $\approx$  2–2 $\frac{1}{2}$ , hyalina basidiis brevibus bacillaribus fulta.
204. *Cytispora* (Phoma?) **pruinosa** Fr. f. *Viburni Lantaneæ.* In ejusdem ramis. **B.** Perithecia globulosa, ni-



gro-farcta, ostiolo subprominulo nigro, albido-pruinoso-anulato; spermatia botuliformia,  $5 \approx 1$ .

205. **Coniothyrium anserinum** S. In ramulis Fici Caricæ. **G.**
206. **Coniothyrium Hederæ** (Dmz.) S. In ramis Hederæ Helicis. **L.**
207. **Coniothyrium olivaceum** Bon. f. *Sarothamni*. In ejusdem ramulis. **B.** Perithecia globoso-conica, initio subcutanea, 130 micr. d., contextu subolivaceo; spermatia ovoidea,  $5-6 \approx 3$ , olivacea.
208. **Coniothyrium fuscidulum** S. In ramis Sambuci nigrae. **L.** Spermatia ovoidea,  $5 \approx 1\frac{1}{2}-2\frac{1}{2}$ , flava.
209. **Coniothyrium glomerulatum** S. Peritheciis innato-erumpentibus, hinc inde 2-5-glomerulatis, globosis, vix papillatis,  $\frac{1}{10}$  mill. d., aterrimis; spermatiiis ovoideis,  $3 \approx 2$ , olivaceo-fuliginis.
- Hab.* in bracteis strobilorum Abietis excel-sæ. **L.**
210. **Neottiospora Caricum** Dmz. In foliis emortuis Caricum. **L.** Perithecia tecta, globosa, contextu parenchymatico olivaceo, nucleo roseo; spermatia fusoida,  $12-14 \approx 3$ , subhyalina guttulata apice penicillum setulosum mox fluxile gerentia.
211. **Phoma** (Diaporthe) **seposita** S. In ramulis Wistaricæ chinensis. **L.** Spermatia oblongo-fusoida,  $10 \approx 3$ , 2-guttata; basidia filiformia curvula  $20-24 \approx 2$ .
212. **Phoma** (Diap.) **Robergeana** (Dmz.) S. In ramulis Staphyleæ pinnatæ. **B.** Spermatia,  $9 \approx 2$ , eguttulata, hyalina, curvula; basidia filiformia  $25-30 \approx 1\frac{1}{2}$ .
213. **Phoma** (Diap.) **pungens** Nke. In ramulis Grosulariæ. **L.** Spermatia oblongo-fusoida, subinæquilateralia,  $10 \approx 3\frac{1}{2}$ , 2-guttulata, hyalina; basidia fasciculata, filiformia, subæquilonga.
214. **Phoma** (Diap.) **ambigua** Nke. In ramulis Pyri communis. **L.** Spermatia fusoida,  $8 \approx 3$ ; basidia filiformia,  $18 \approx 1$ .

215. **Phoma** (Diap.) **cinerascens** S. In ramis *Fici Caricæ*. **B. G.** Spermata fusioidea, 6-8 = 2-2 $\frac{1}{2}$ , hyalina.
216. **Phoma** (Diap.) **japonica** S. In ramis *Kerriæ japonicæ*. **G.**
217. **Phoma** (Diap.) **cryptica** Nke. In ramis *Lonicæ tataricæ*. **B.** Spermata oblongo-fusioidea, 8 = 3, 2-guttulata, hyalina.
218. **Phoma** (Diap.) **mendax** S. In ramis *Albizzia Julibrissin*. **B.** Spermata elongata, 10 = 2, 2-guttulata, hyalina; basidia filiformia 25 = 1.
219. **Phoma** (Diap.) **incrustans** Nke. In caulibus *Brassicæ oleracæ*. **B.** Stroma effusum nigricans; spermata ovato-oblonga, 8-9 = 2, 2-guttulata.
220. **Phoma** (Diap.) **Spartii** S. *Michelia* 359. **G.**
221. **Phoma** (Diap.) **juglandina** Fckl. In ramulis *Juglandis regiæ*. **B.** Spermata breve fusioidea, 10-12 = 3-4; basidia curvula, filiformia, 25 = 1-1 $\frac{1}{2}$ .
222. **Phoma** (Diap.) **eres** Nke. In ramulis *Ulmi campestris*. **G.** Perithecia  $\frac{1}{4}$  mill. d.; spermata fusioidea, 10 = 3, 2-guttulata; basidia filiformia 15-18 = 2.
223. **Phoma** (Diap.) **Malbranchei** S. Peritheciis cortice nidulantibus, globosis,  $\frac{1}{2}$  mill. d., nucleo nigricante, ostiolo vix manifesto; spermatis, ovato-oblongis, 14-15 = 5, 2-guttulatis, hyalinis; basidiis subæquilongis filiformibus.  
*Hab.* in ramis corticatis *Ulmi campestris*. **B.**  
*Obs.* Status spermogonicus *Diap. Malbranchei* S. v. forte *D. Saccardianæ* J. Kze.
224. **Phoma** (Diap.) **rudis** (Fr.) Nke. Cfr. Fckl. *Symb.* 209. In ramis ramulisque *Cytisi Laburni*. **G.**
225. **Phoma** (Diap.) **Asphodeli** S. Stromate longitudinaliter effuso, nigricante; peritheciis gregariis, innato-erumpentibus, globosis, 100-120 micr. d., pertusis; spermatis ovato-oblongis, 8 = 3, 2-guttulatis, hyalinis; basidiis acicularibus sesquolongioribus.  
*Hab.* in caule *Asphodeli* putrescente. **L.**
226. **Phoma** (Diap.) **tinea** S. Stromate obsoleto; peritheciis cortice nidulantibus, gregariis oblongis,  $\frac{1}{2}$  =  $\frac{1}{4}$

mill., nucleo griseo; spermatis fusoideo-oblongis,  $8 \approx 2$ , 2-guttulatis, hyalinis; basidiis linearibus, sursum acutioribus,  $15 \approx 1\frac{1}{2}$ , hyalinis.

*Hab.* in ramulis Viburni Tini emortuis. **L.**

227. **Phoma cytisporoides** S. Peritheciis sparsis, v. hinc inde subaggregatis, globoso-conoideis, superficialibus, nigris, contextu anguste prosenchymatico; spermatis botuliformibus,  $5-6 \approx 1-1\frac{1}{2}$ , hyalinis, basidiis fasciculatis, verticillato-ramosis, acicularibus 3-4-plo longioribus suffultis.

*Hab.* in ramis decorticatis Deutziae scabræ.

**B.** et Ulmi. **L.** ubi perithecia denique cupulato-collapsa videntur.

228. **Phoma superflua** S. Peritheciis gregariis, punctiformibus, 80-90 micr. d. epidermide velatis, minute pertusis, contextu olivaceo-fuligineo; spermatis cylindræis, utrinque obtusis, sæpe curvis 10-15  $\approx 3-3\frac{1}{2}$ , 2-guttulatis, hyalinis (basidiis non visis).

*Hab.* in caule Scabiosæ Columbariæ. **L.**

*Sphærellam superfluam* habitu æmulans.

229. **Phoma leptidea** S. Peritheciis subparallele gregariis, oblongis, subcutaneo-erumpentibus,  $\frac{1}{2} \approx \frac{1}{6}$  mill., subastomis; spermatis fusoideis, curvulis, 10-12  $\approx 3$ , 3-4-guttulatis, hyalinis, basidiis filiformibus sesquolongioribus, fasciculatis suffultis.

*Hab.* in caulibus Hyperici Androsæmi. **L.**

230. **Phoma lirelliformis** S. Peritheciis parallele dense gregariis, lineari-oblongis,  $\frac{1}{2}-\frac{3}{4} \approx \frac{1}{8}$  mill., innatis dein rimose erumpentibus; spermatis ovato-oblongis, rectis, 2-guttulatis,  $7 \approx 3-3\frac{1}{2}$ , hyalinis, (basidiis non visis).

*Hab.* in ramis decorticatis Rhamni Alaterni.

**B.** Affinis præcedenti nec non *Ph. Striæformi* DR. M., a quibus tamen satis differt.

231. **Phoma diplodioides** S. Peritheciis subcutaneo-erumpentibus, sparsis, v. hinc inde aggregatis, globoso-conoideis,  $\frac{1}{4}$  mill. d., papillatis, nigris; spermatis fusoideis, utrinque obtusiusculis,  $12-15 \approx 3-3\frac{1}{2}$ , hyalinis, basidiis brevissimis linearibus suffultis.



*Hab.* in ramis corticatis *Æsculi Hippocastani*. **L.**

232. **Phoma Pulviscula** S. In ramis decorticatis. **L.**

233. **Phoma rimincola** S. Peritheciis subgregariis, subliberis, globoso—conoideis, 110–120 micr. d., pertusis, nigris, intus albidis; spermatis cylindræis, rectis, utrinque obtusis,  $5 \approx 1$ , hyalinis.

*Hab.* in ramis *Tamaricis anglicæ* cum *Rosellinia rimincola*. **B.**

234. **Phoma herbarum** West. In caulibus *Galiorum*: sperm. ovato—oblonga 2—guttulata, hyalina, basidiis brevissimis suffulta,  $8 \approx 3$ . **L.** — *Marrubii*: sperm. 8–10  $\approx 3$ . **G.** — *Absinthii*: sp. 10  $\approx 3$ –4. **L.** *Urticæ*; sp. 7  $\approx 4$ . **L.** — nec non *Verbenæ*, *Lactucæ*. **G.**

235. **Phoma enteroleuca** S. *Michelia* 358. **G.**

236. **Phoma endoleuca** S. Peritheciis cortice omnino nidulantibus, globulosis,  $\frac{1}{5}$  mill. d., vix papillatis, nucleo albo farctis; spermatis botuliformibus,  $6 \approx 1\frac{1}{2}$ –2, leniter curvis, 2—guttulatis, hyalinis; basidiis subæquilongis subsimplicibus fultis.

*Hab.* in ramis *Alni glutinosæ* cum *Fenestella*. **L.**

\***Ph. ligustrina** S. A typo differt peritheciis majoribus ( $\frac{1}{4}$  mill. d.); spermatis crassioribus (6–7  $\approx 2\frac{1}{2}$ ) basidiis subnullis fultis.

*Hab.* in ramulis *Ligustri vulgaris*. **B.**

237. **Phoma** (Diap.) **Indigoferæ** S. Peritheciis subcutaneis, ovato—globulosis,  $\frac{1}{5}$  mill. d. pertusis, nigris; spermatis ovato—oblongis,  $8 \approx 3$ –4, 2—guttulatis, hyalinis; basidiis filiformibus,  $20 \approx 1\frac{1}{2}$ .

*Hab.* in caule leguminibusque *Indigoferæ* cultæ. **L.**

238. **Phoma Amorphæ** S. Peritheciis gregariis globoso—lenticularibus, subcutaneis, pertusis,  $\frac{1}{10}$ – $\frac{1}{7}$  mill. d.; spermatis ovatis, 6–7  $\approx 4$ , utrinque obtusiusculis, hyalinis (basidiis non visis).

*Hab.* in ramulis *Amorphæ fruticosæ*. **L.**

239. **Phoma petiolina** S. Peritheciis gregariis, subcu-



taneis, globoso-depressis,  $\frac{1}{3}$  mill. d., pertusis; spermatis ellipsoideis, v. subreniformibus,  $8-11 \approx 3\frac{1}{2}$ , 2-pluriguttulatis, hyalinis (basidiis non visis).

*Hab.* in petiolis Fraxini putrescentibus. **L.**

*Obs.* A *Ph. petiolorum* Dmz spermatis multo majoribus differt.

240. **Phoma Œnotheræ** S. Peritheciis subcutaneis, globoso-lenticularibus, late pertusis, 140 micr. d., gregariis; spermatis oblongis, deorsum attenuatis,  $8 \approx 2$ , 2-guttatis, hyalinis, basidiis filiformibus,  $20 \approx 2$ , sursum acutioribus suffultis.

*Hab.* in caule Œnotheræ biennis. **L.**

241. **Phoma Œnotherella** S. Peritheciis gregariis, tectis, lenticularibus, pertusis, 110 micr. d.; contextu circa ostiolum subfimbriato pallidiore; spermatis ovatis v. subreniformibus,  $7 \approx 4$ , hyalinis (basidiis non visis).

*Hab.* in caule Œnotheræ biennis. **L.**

242. **Phoma Cacti** Bk var. *Opuntiae*. In caule Opuntiae. **B.** Perithecia sublenticularia, 100-110 micr. d., pertusa; spermata ovoidea,  $5-7 \approx 4$ , hyalina, basidiis brevissimis suffulta.

243. **Phoma vulgaris** S. Peritheciis gregariis, globoso-lenticularibus, epidermide velatis, 100-120 micr. d., poro pertusis; spermatis oblongo-reniformibus,  $8-10 \approx 2\frac{1}{2}-3$ , eguttulatis, hyalinis.

*Hab.* in caulibus Clematidis Vitalbæ, socia *Pleosp. vulgari*. **B.** et Medicaginis sativæ. **L.**

244. **Phoma Laurocerasi** Dmz. In foliis Pruni Laurocerasi. **B.** Spermata oblongo-cylindræa,  $8-10 \approx 2$ , 2-guttulata, hyalina.

245. **Phoma decorticans** DNtrs. In epicarpio Cucumis sativi. **B.** Spermata oblongo-fusoidea,  $10 \approx 2-2\frac{1}{2}$ , 2-guttulata, hyalina.

246. **Phoma subvelata** S. Peritheciis gregariis, globoso-lenticularibus, epidermide velatis,  $\frac{1}{4}$  mill. d., late pertusis; contextu minute parenchymatico circa ostiolum densiore, fuliginæo; spermatis cylindræo-oblongis,  $8-9 \approx 2-2\frac{1}{2}$ , medio leniter constrictis sed con-

tinuis, 2-guttatis, hyalinis, basidiis filiformibus, curvulis, 30  $\approx$  1, fultis.

*Hab.* in epicarpio Cucurbitæ Peponis aurantiiformis. **B.**

247. **Phoma Solierii** (Mtgn.) S. *Ascospora* S. Mtgn. In caule Asphodeli albi. Spermata cylindræo-oblonga, utrinque rotundata, 2-guttata v. nubilosa, 28-30  $\approx$  6, hyalina.
248. **Phoma Samararum** Dmz. In samaris Aceris. **G.**
249. **Phoma Leguminum** West. In leguminibus Cercidis et Cytisi Laburni. **L.**
250. **Phoma leucostigma** (Lév.) S. In foliis Buxi sempervirentis. **G. B.**
251. **Phoma nebulosa** (Fr.) Mtgn. \**Althææ*. In caulibus *Althææ* off. **L.** Perithecia punctiformia, 80 micr. d.; spermata oblongata, 7-8  $\approx$  1 $\frac{3}{4}$ -2, hyalina.
252. **Phoma aculeorum** S. *Michelia* 358. **G.**
253. **Phoma populea** S. *Michelia* 358. **G.**
254. **Phoma Lingam** Dmz. In caulibus herbarum majorum. **G.**
255. **Phoma Ilicis** Dmz. In foliis *Ilicis Aquifolii*. **L.** Spermata cylindræa, 12-15  $\approx$  3, 2-guttulata, utrinque obtusiuscula, hyalina.
256. **Phoma moricola** S. Peritheciis gregariis, cortice nidulantibus, globoso-depressis, griseis,  $\frac{1}{3}$  mill. d.; spermatis oblongis, curvulis, 8  $\approx$  2-2 $\frac{1}{2}$ , 2-guttulatis, hyalinis (basidiis non visis).  
*Hab.* in ramis corticatis *Mori albæ*. **L.** — *A Ph. Mori* Mtgn. diversissima.
257. **Phoma vicina** Dmz. (verisimiliter). In ramis decorticatis *Sambuci nigræ*. **L.** Perithecia punctiformia, globoso-ellipsoidea, 100-150  $\approx$  50-60, minute pertusa, basi ligno infossa; spermata oblonga, curvula, 5  $\approx$  2, eguttulata, hyalina.
258. **Phoma eupyrena** S. Peritheciis subgregariis, depresso-conicis,  $\frac{1}{4}$  mill. d.; innato-erumpentibus, pertusis, contextu fuligineo conspicue parenchymatico; spermatis ovoideis, 4  $\approx$  1 $\frac{1}{2}$ , hyalinis (basidiis non visis). — Status *Pleosporæ* cujusdam.

*Hab.* in caulibus Solani tuberosi. **B.**

259. **Phoma Persicæ** S. Peritheciis laxe gregariis, globoso—lenticularibus,  $\frac{1}{6}$ — $\frac{1}{5}$  mill. d., epidermide vix tumidula velatis; spermatis oblongo—ovoideis,  $8 \approx 3$ , 2—guttulatis, hyalinis, basidiis æquilongis cylindro—conicis suffultis.

*Hab.* in ramulis nondum exsiccatis Persicæ. **B.**

260. **Phoma fraxinea** S. Peritheciis gregariis, subcutaneo—erumpentibus, globoso—depressis, 110 micr. d., pertusis; contextu parenchymatico ochraceo—fusco; spermatis ovoideis,  $8 \approx 4$ , 1—2—guttatis hyalinis.

*Hab.* in ramis Fraxini Orni. **L.**

261. **Phoma xanthina** S. Michelia 359. **G.**

262. **Phoma Rubiæ** S. Peritheciis subgregariis, epidermide æquali velatis, globoso—lenticularibus,  $\frac{1}{4}$ — $\frac{1}{3}$  mill. d.; spermatis oblongis, quandoque curvulis,  $8 \approx 2\frac{1}{2}$ —3, 2—guttulatis, hyalinis, basidiis cylindro—conicis, 15 lgs suffultis.

*Hab.* in caulibus Rubiæ peregrinæ. **B.**

263. **Phoma discosioides** S. Peritheciis erumpenti—superficialibus, lenticularibus, pertusis,  $\frac{1}{6}$  mill. d., atro—nitidulis, minute contextis; spermatis botuliformibus, minutissimis,  $3 \approx \frac{1}{2}$ , basidiis acicularibus, apice subincrassatis,  $10 \approx \frac{1}{2}$  suffultis.

*Hab.* in pag. sæpius superiore fol. Fagi sylvaticæ. **L.**

264. **Phoma Letendrei** S. Peritheciis epiphyllis, sparsis, erumpenti—superficialibus, lenticularibus, majusculis,  $\frac{1}{2}$ — $\frac{2}{3}$  mill. d., atro—nitentibus, subastomis; contextu parenchymatico atro—fuligineo; spermatis fusoideo—falcatis, utrinque acutis,  $7$ — $9 \approx 1\frac{1}{2}$ , hyalinis, basidiis filiformibus, furcatis,  $18$ — $22 \approx 1$ , suffultis.

*Hab.* In pag. superiore fol. Lysimachicæ Nummulariæ. **L.**

265. **Phoma bacillaris** S. Peritheciis subgregariis, globoso—conicis, subcutaneo—erumpentibus,  $\frac{1}{6}$  mill. d., pertusis, intus pallidis; spermatis cylindraceutis, leniter curvis,  $15 \approx 2$ , utrinque obtusis, sub—4—guttulatis, hya-



linis, basidiis filiformibus simplicibus, furcatisve, 15-16  $\approx$  2, suffultis.

*Hab.* in caule Aconiti Napelli. **B.** et Arabidis Thalianæ. **L.**

266. **Phoma cylindrospora** (Dmz.) S. f. *Quercus Ilicis*. In ejusdem foliorum pag. inferiore. **B.** Perithecia punctiformia, atra, denique collabentia; spermatia bacillaria, utrinque obtusa, 20-25  $\approx$  2-3, recta v. curvula, hyalina; basidia filiformia simplicia v. furcata, 15-16  $\approx$  1 $\frac{1}{2}$ -2, hyalina.
267. **Septoria Aceris** (Lib.) B. & Br. *Ascochyta* Lib., *Sept. acericola* Dmz. In foliis *Aceris campestris*. **G.** Perithecia genuina nulla, sed spermatia acervulata, sub-epidermica, fusoido-clavata, 22-28  $\approx$  5, 3-septata, non constricta, hyalina. — Inquirendum an hæc species nec non *S. Mori*, *S. Ulmi*, *S. Oxyacanthæ* aliæque perithecio vero destitutæ, sint potius ducendæ ad gen. *Glæosporium* (sect. *Septoglæum*).
268. **Septoria Ulmi** Fr. In foliis *Ulmi campestris*. **L. G.**
269. **Septoria Gilletiana** S. *Michelia* 359. **G.**
270. **Septoria Cymbalariae** S. & S. In foliis *Linariae Cymb.* **G.** Perithecia 50-60 micr. d.; spermatia, 15-20  $\approx$  1-2, filiformia.
271. **Septoria Rubi** (Duby) West. In foliis *Rubi fruticosi*. **L.**
272. **Septoria Verbenæ** Rob. & Dmz. In foliis *Verbenæ officinalis*. **G.** Spermatia filiformia 40-50  $\approx$  1, pluriguttulata, hyalina.
273. **Septoria Lactucæ** Pass. in Thüm. M. U. n. 1295. In foliis *Lactucæ sativæ*. **B.** Perithecia 90 micr. d. Spermatia filiformia, tortuosa, nubilosa, 25-30  $\approx$  1 $\frac{3}{4}$ -2, hyalina.
274. **Septoria Ulmariae** S. Maculis epiphyllis minutis, atro-sanguineis, dein centro expallentibus; peritheciis lenticularibus, 60-80 micr. d., late apertis, denique folia punctato-perforantibus, contextu cellulari, melleo; spermatiis bacillaribus curvulis, pluriguttulatis, 30-40  $\approx$  1-1 $\frac{1}{2}$ , hyalinis.



*Hab.* In pag. sup. foliorum Spirææ Ulmariae. **L.**

275. **Septoria Letendreana** S. Maculis subnullis, vagisve; peritheciis gregariis hypophyllis, punctiformibus, globoso-lenticularibus, 60 micr. d., late pertusiis; spermatis bacillaribus, curvis, 18–25  $\approx$  1½, parce guttulatis, hyalinis.

*Hab.* In foliis emortuis Juglandis regiae. **L.**

276. **Septoria phomatella** S. Peritheciis dense gregariis, tectis, vix erumpentibus, globulosis, ¼ mill. d.: spermatis filiformi—uncinatis, 20  $\approx$  1, hyalinis, basidiis brevioribus acicularibus suffultis.

*Hab.* In ramis corticatis Ulmi campestris. **L.**

277. **Septoria pseudo-phoma** S. Peritheciis dense gregariis, tectis, dein erumpentibus, lenticularibus, ⅓ mill. d., griseis; spermatis filiformi—uncinatis, 20–25  $\approx$  1, hyalinis (basidiis non visis).

*Hab.* In ramis corticatis Populi albæ. **L.** — Species hæc et præcedens forte status secundarios *Diaporthis* sistunt.

278. **Septoria Brunaudiana** S. Peritheciis laxè gregariis, subcutaneis, lenticularibus, 115 micr. d., pertusis, denique detectis; spermatis filiformibus, curvis, 25–30  $\approx$  1, hyalinis, eguttulatis, basidiis clavatis crassiusculis dimidio brevioribus suffultis.

*Hab.* In caule Fœniculi officinalis. **B.**

*Obs.* A *Sept. nebula* S. et *nebulosa* Dmz. peritheciis majoribus, basidiorum præsentia etc. differt.

279. **Septoria trichophila** S. Peritheciis gregariis, erumpenti—superficialibus, globoso—conicis, 130 micr. d., atro—nitidulis, pertusis; spermatis bacillaribus, flexuosis, 35–50  $\approx$  1½, minute guttulatis, hyalinis.

*Hab.* in caule tomentoso Althææ officinalis. **L.**

280. **Septoria pleosporoides** S. In caule herbarum majorum prope Parisios (herb. Bosc). Spermata falcata, 20  $\approx$  2–2½.

281. **Septoria Verbenicola** S. Peritheciis laxè gregariis, sub—epidermico—erumpentibus, globoso-lenticu-

laribus, 70–80 micr. d., late pertusis; spermatis acicularibus, leniter curvis,  $30 \approx 1$ , hyalinis.

*Hab.* in caule ramisque *Verbenæ officinalis*. **L.**

282. **Septoria detospora** S. Peritheciis laxè gregariis, epidermide æquali velatis, lentiformibus, diam.  $\frac{1}{2}$  mill.; spermatis bacillaribus, flexuosis,  $60 \approx 3$ , pluriguttulatis, hyalinis, prope basim processu laterali brevi inter se connexis.

*Hab.* in caule *Equiseti limosi*. **B.**

283. **Septoria caulogena** S. Peritheciis sparsis, tectis dein erumpentibus, lenticularibus, 100 micr. d., pertusis; spermatis prælongis, filiformibus, 50–60  $\approx 1$ – $1\frac{1}{2}$ , 6–8-guttulatis, hyalinis. — A *S. caulicola* S. spermatis longioribus et angustioribus differt.

*Hab.* in caule *Scadicis Cerefolii*. **B.**

284. **Septoria Hellebori** S. Peritheciis spuriis, subtectis, globulosis,  $\frac{1}{8}$  mill. d., fulvescentibus; spermatis filiformi-falcatis,  $30 \approx 1\frac{3}{4}$ , utrinque obtusiusculis, 3–5-nucleolatis, hyalinis.

*Hab.* in caule *Hellebori fœtidi*. **L.**

285. **Septoria cæspitulosa** S. Peritheciis in cæspitulos elevatos, epidermide cinctos,  $\frac{1}{2}$  mill. d., nigros aggregatis, minutis, globulosis, contextu denso fusco-olivaceo; spermatis, filiformibus, flexuosis, 24–28  $\approx 1$ , hyalinis, eguttulatis, basidiis bacillaribus subæquilongis, subsimplicibus suffultis. — Habitus *Botryosphaeria Bérengerianæ* DNtrs.

*Hab.* in caule *Pelargonii zonalis* in calidariis. **B.**

286. **Septoria brachyspora** S. Maculis variis arescendo expallentibus ochraceo-marginatis; peritheciis paucis punctiformibus, lenticularibus, late hiantibus, 80 micr. d.; contextu fusco-cinereo; spermatis bacillaribus, curvulis, 12–15  $\approx 1$ , hyalinis.

*Hab.* in foliis *Fici elasticæ* in calidariis. **B.**

287. **Septoria Bromi** S. f. *Brachypodii pinnati*. In ejusdem foliis. **B.** Spermata filiformia, 30–40  $\approx 1$ – $1\frac{1}{4}$ , hyalina, flexuosa.

288. **Ascochyta phomoides** S. Peritheciis sparsis, subcutaneis, dein erumpentibus, globulosis, pertusis, 100–110 micr. d., spermatis oblongo–didymis,  $7-9 \approx 4$ , leniter constrictis, hyalinis.

*Hab.* in caule *Eryngii*. **L.**

289. **Ascochyta berberidina** S. Peritheciis sparsis, epidermide velatis, 100 micr. d., lentiformibus, pertusis; spermatis fusoidis, 1–septatis, non constrictis,  $8-11 \approx 2\frac{1}{2}$ , luteolis.

*Hab.* in ramulis *Berberidis vulgaris*. **L.**

290. **Ascochyta Laburni** S. Peritheciis gregariis, epidermide velatis, 120 micr. d. subglobosis, pertusis contextu fuligineo; spermatis cylindraceis, utrinque rotundatis,  $10-12 \approx 2$ , 1–septatis, non constrictis, viridulis.

*Hab.* in ramulis *Cytisi Laburni*. **L.**

291. **Ascochyta leguminum** S. Peritheciis gregariis subcutaneo–erumpentibus, lenticularibus, 120–130 micr. d., late pertusis; contextu melleo–fuligineo; spermatis oblongis, utrinque obtusis, constricto–1–septatis,  $11-15 \approx 4$ , perfecte hyalinis.

*Hab.* in leguminibus *Cytisi Laburni*. **L.**

292. **Ascochyta scandens** S. Peritheciis dense gregariis, globoso–lenticularibus, subcutaneo–erumpentibus, 70–80 micr. d., pertusis, contextu parenchymatico circa ostiolum multo densiore, spermatis fusoidis,  $10 \approx 4$ , 1–septatis, non constrictis, chlorino–hyalinis.

*Hab.* in sarmentis *Hederæ Helicis*. **B.**

293. **Ascochyta Sambuci** S. In foliis *Sambuci nigrae*. **L.**

294. **Ascochyta Unedinis** S. Maculis plerumque epiphyllis variis, arescendo cinerescentibus, rufo–cinctis; peritheciis gregariis, velatis, lenticularibus, 80 micr. d., pertusis; spermatis oblongis, 1–septatis, non constrictis,  $7-9 \approx 2\frac{1}{2}$ , olivaceis.

*Hab.* in foliis *Arbuti Unedinis*. **B.**

295. **Phyllosticta Verbenæ** S. Maculis epiphyllis variis arescendo cinerescentibus v. albicantibus, peritheciis punctiformibus lenticularibus, 80 micr. d., pertu-



sis; spermatis oblongis, curvulis,  $5 \approx 1-1\frac{1}{4}$ , hyalinis, coacervatis viridulis.

*Hab.* in foliis *Verbenæ officinalis*. **G.**

296. **Phyllosticta flavidula** S. Maculis variis, arescendo expallentibus rufo-cinctis; peritheciis paucis velatis lentiformibus, 100 micr. d., pertusis; spermatis ovoideis,  $2\frac{1}{2}-3 \approx 1$ , e hyalino luteolis, coacervatis melleis.

*Hab.* in foliis *Callistemonis cultæ*. **B.**

297. **Phyllosticta Syringæ** West. In ejusdem foliis. **G.**

298. **Phyllosticta Platanoidis** S. *Michelia* 360. **G.**

299. **Phyllosticta pyrina** S. In foliis *Pyri Mali*. **L.**

300. **Phyllosticta sycophila** Thüm. In foliis *Fici Caricæ*. **B.** Spermata ovoidea,  $5-6 \approx 4$ , nubilosa, hyalina.

301. **Phyllosticta osteospora** S. Peritheciis hinc inde aggregatis, tectis, globulosis, 80-90 micr. d., pertusis; spermatis bacillaribus,  $6-7 \approx 1$ , rectis utrinque incrassatis (humeriformibus) hyalinis.

*Hab.* in foliis *Populi nigræ amphigena*. **G.**

302. **Phyllosticta tineola** S. Maculis amphigenis vagis ochraceis; peritheciis sparsis, globoso-lenticularibus, 70-80 micr. d. pertusis, spermatis oblongo-cylindraceis utrinque rotundatis curvulis,  $15 \approx 3$ , 2-guttulatis, hyalinis. — A *Ph. tineæ* S. diversa.

*Hab.* in foliis *Viburni Tini*. **L.**

303. **Phyllosticta Verbasci** S. Maculis parvis arescendo expallentibus, epiphyllis; peritheciis punctiformibus, sparsis; spermatis oblongis  $6 \approx 3$ , utrinque obtusis, medio parum constrictis, continuis, hyalinis.

*Hab.* in foliis *Verbasci*. **G.**

304. **Phyllosticta Rhododendri** S. Maculis epiphyllis, variis, fusco-marginatis; peritheciis paucis, punctiformibus, subvelatis, subhemisphæricis, 50 micr. d. pertusis, contextu fulvo-ochraceo; spermatis perexiguis oblongo-cylindraceis,  $4 \approx 1$ , hyalinis.

*Hab.* in foliis *Rhododendri pontici*. **G.**

305. **Phyllosticta Phillyreæ** S. Maculis epiphyllis, variis, griseo-ochraceis, rufo-marginatis; peritheciis punctiformibus, hemisphæricis, 80-100 micr. d., per-



tusis; spermatis oblongo—fusoideis, 6-7  $\times$  3, 2-guttulatis, hyalinis.

*Hab.* in foliis Phillyreæ latifoliæ. **G.**

306. **Phyllosticta Napi** S. Maculis vagis arescendo expallentibus immarginatis; peritheciis gregariis epiphyllis, globoso-lenticularibus, 90-100 micr. d., pertusis; spermatis oblongo—cylindræis, curvulis, 4-6  $\times$  1 $\frac{1}{4}$ -1 $\frac{3}{4}$ , minute 2-guttulatis, hyalinis.

*Hab.* in foliis Brassicæ Napi. **G. L.**

307. **Phyllosticta anceps** S. Maculis amphigenis subcircularibus, minutis, initio atroviridibus, dein albolutescentibus, fusco-marginatis; peritheciis globoso-lenticularibus, subvelatis, 80-90 micr. d., pertusis; spermatis botuliformibus, 4-5  $\times$  1-1 $\frac{3}{4}$ , minute 2-guttulatis, hyalinis.

*Hab.* in foliis Nasturtii ancipitis et amphibii. **G. L.**

308. **Vermicularia herbarum** West. — *Michelia* 359. **G.**

309. **Vermicularia Dematium** (Pers.) Fr. In caulibus *Chenopodii*. **G.** *Centranthi* et in petiolis *Pseudo-Platani*. **L.**

310. **Vermicularia atramentaria** B. & Br. In caule *Solani tuberosi*. **G.**

311. **Vermicularia Liliacearum** West. In caulibus foliisque *Gladioli*. **L. G.** et *Asphodeli*. **L.**

312. **Vermicularia trichella** Fr. f. *Evonymi japonici*. In ejusdem foliis. **G. L.**

313. **Sclerotium durum** Pers. In caulibus putridis *Eriogerontis* et *Dahlia*. **L.** *Tanaceti vulgaris*. **B.** *Lactuæ* &c. **G.**

314. **Asteroma Pæoniæ** West. In foliis *Pæoniæ officinalis*. **G.**

#### MELANCONIÆ *Cda.*

315. **Melanconium juglandinum** Kze —  $\alpha$  *typicum* —  $\beta$  *diffusum* *Cda.* In ramis *Juglandis regia*. **B.** *Cnidia* obovata, 25  $\approx$  15, fuliginæ, granulosa.

316. *Stilbospora angustata* Pers. In ramis *Carpini Betuli*. **G.**
317. *Glœosporium phæosorum* S. *Michelia* 360. **G.**
318. *Glœosporium Populi* (Lib.) Mtgn. In foliis *Populi albæ*. **B.**
319. *Glœosporium ampelophagum* (Pass.) S. f. *foliicola*. In foliis *Vitis viniferæ*. **B.**
320. *Coryneum microstictum* Bk. In ramis *Oxyacanthæ*, *Arbuti Unedinis*. **B.** et *Rubi*. **L.** Conidia oblonga, 15-16  $\approx$  5-6, apice obtusiuscula, 4-locularia, loculo infimo subhyalino, ceteris melleis; stip. 20-25  $\approx$  1 $\frac{1}{2}$ .
321. *Pestalozzia funerea* Dmz. In foliis *Taxi baccatæ*. **B.**
322. *Pestalozzia truncatula* (Cda) Fckl. *P. truncata* Lév. In ramis *salicinis corticatis*. **L.**
323. *Pestalozzia plagiochæta* S. Pseudoperitheciis globoso-lenticularibus, innato-erumpentibus, dein cupulatis, atris; conidiis oblongo-cylindræis, subinæquilateralibus, 38-40  $\approx$  9, 6-locularibus, loculis extremis hyalinis, ceteris fuligineis, loculo supero obtusiusculo infra apicem setulam obliquam, 8 micr. lg., hyalinam gerente, loculo infero in stipitem, 6-8 lg. attenuato.
- Hab.* in cortice ramorum *Lauri nobilis*. **B.**
324. *Cylindrosporium Ficariæ* Berk., serius *Glœosporium Ficariæ* Bk. In foliis *Ficariæ ranunculoidis vivis*. **L.** Acervuli varii, epidermide velati, applanati; conidia bacillaria, curvula, utrinque acutiuscula, flexuosa, 25-35  $\approx$  2 $\frac{1}{2}$ , pluriguttulata, hyalina.
325. *Cylindrosporium Myosotis* S. Acervulis, epidermide velatis, applanatis, variis, ex albo luteolis; conidiis filiformibus, curvulis, 50-55  $\approx$  1 $\frac{1}{2}$ , pluriguttulatis, hyalinis.
- Hab.* in pag. infer. foliorum *Myosotis palustris*. **L.**

*Obs.* In animo est sub hoc genere, hucusque varie

interpretato, colligere *Glæosporii* species conidiis filiformibus donatas.

HYPHOMYCETÆ *Fr. p. p.*

326. **Fusarium pyrochromum** (Dmz.) S. *Selenosp. pyr.*  
Dmz. In ramis *Aceris campestris*. **L.** Conidia in  
basidiis verticillato-ramosis acrogena, falcata,  $40 \approx 4$ ,  
obsolete septata, roseo-hyalina. Acervuli punctiformes,  
subtecti, rubri.
327. **Fusarium sarcochromum** (Dmz.) S. *Selenosp. sarcochr.*  
Dmz. In ramis *Fraxini Orni*. **L.** et *Nerii Oleandri*. **B.** Conidia  $30-40 \approx 4\frac{1}{2}-5$ , falcata,  
obtusiuscula, 3-septata, roseo-hyalina. Acervuli erumpentes,  
 $\frac{1}{2}-\frac{3}{4}$  mill. d., carnei.
328. **Fusarium roseum** Lk. In caulibus foliisque putridis  
*Brassicæ*, *Daturæ* etc. **B.**
329. **Dendroochium aurantiacum** Bon. In ramis corticatis  
*Fici Caricæ*. Basidia ramosa, apice obtusiuscula;  
conidia globoso-ellipsoidea, 5-6 micr. d. e roseo hyalina.  
Acervuli erumpentes  $\frac{1}{2}-1$  mill. d., rubro-aurantiaci.
330. **Illosporium tuberculosum** S. Acervulis gregariis erumpenti-  
superficialibus, prominulis, atro-viridibus,  $\frac{3}{4}-1$  mill. d.,  
ex hyphis olivaceis, torulosis, simplicibus, ramulosisque,  
septatis, varie intricatis compositis; ramis nonnullis sporomorphis  
subdidymis; conidiis ovoideo-oblongis,  $8-12 \approx 3-5$ , 2-guttulatis,  
hyalinis.  
*Hab.* in fructibus immaturis putrescentibus *Fici Caricæ*. **L.**  
*Obs.* An status sclerotiaceus et microconidicus *Cladosporii*?
331. **Tubercularia vulgaris** Tode. In ramis *Coryli*. **B.**  
*Persicæ*, *Carpini*, *Æsculi*. **L.**
332. **Tubercularia nigricans** Lk. In cortice *Ulmi campestris*. **G.**
333. **Tubercularia ciliata** Ditm. v. *sessilis*. In ramis *Carpini*  
sub epidermide secedente. **L.** Acervuli mi-



nuti sessiles carnei, basi albociliati; conidia 7-11 = 2, botuliformia; basidia bacillaria, curvula, ramulosa.

334. **Atractium Therryanum** Sacc. sp. nov. Conceptaculis dense gregariis, v. hinc inde 2-3 aggregatis, conico-cylindricis  $1\frac{1}{2}$  mill. alt., erumpenti-exertis, basi conspicue incrassatis ( $\frac{1}{2}$  mill. d), albido-roseis, extus rugulosis, apice obtuse attenuato, e conidiis conglutinatis sub-diaphano; stipite solidiusculo e fibris parum distinctis lutescentibus conflato, apice sporophoris filiformibus subtortuosis, pallidis, fasciculatis terminato; conidiis bacillari-fusoideis, curvis, utrinque sed præcipue deorsum acutissimis, 50 = 3, pluriguttulatis, hyalinis.

*Hab.* in cortice ramorum (Robinia?) à Lyon, unde specimina pulcherrima misit cl. J. THERRY, Julio 1879.

*Obs.* Cum speciebus mihi notis *Atractii*, *Sphaeronematis*, *Stilbi*, *Microceræ* et *Microperæ* comparavi sed nulla cum præsentis convenit.

335. **Trichothecium roseum** Lk. In fructibus Pyri comm. putridis. L.
336. **Acrostalagmus cinnabarinus** Cda. In sarmentis Vitis viniferæ. G.
337. **Penicillium glaucum** Lk. In foliis, caulibus, &c. L. B.
338. **Penicillium candidum** Lk. In foliis Hederæ putridis. L.
339. **Aspergillus candidus** Lk. In foliis putrescentibus Viburni, Fraxini &c. G.
340. **Botrytis vulgaris** (P.) Fr. In leguminibus, floribus &c. dejectis putridis. L. B.
341. **Cylindrium Cordæ** S. In foliorum pag. infer. Lapsanæ communis. L.
342. **Cylindrium elongatum** Bon. In cupulis quercinis. G.
343. **Ramularia obovata** Fekl. In foliis Rumicum. G.
344. **Ramularia Urticæ** Ces. In foliis Urticæ dioicæ. G.
245. **Ramularia lata** S. Cæspitulis hypophyllis, maculi-



formibus, diffusis, albidis; hyphis bacillaribus, simplicibus, ramosisque, versiformibus, sub apice denticulatis, hyalinis; conidiis cylindraceo-fusoideis, utrinque subtruncatis,  $10-20 \approx 2-2\frac{1}{2}$ , hyalinis (quandoque catenulatis?).

*Hab.* in pag. inf. foliorum Pruni Laurocerasi. **L.**

346. **Ramularia Tulasnei** Sacc. Cfr. Tul. Select. F. Carp. II. 286 (ut stat. conid. *Stigmatocæ Fragariæ*) et Sorauer Pflanzenk. 337 t. XI fig. 2-3-4. In foliis *Fragariæ chilensis*. **B.** Basidia fasciculata cylindraceo-conica; conidia cylindracea  $20-35 \approx 3\frac{1}{2}-4\frac{1}{2}$ , continua v. 1-2-septata, hyalina.
347. **Ramularia Cynaræ** S. sp. n. Maculis epiphyllis e circulari sinuosis, griseis, fusco-marginatis; cæspitulis gregariis minutis candicantibus; hyphis fasciculatis, breviusculis, cylindraceis,  $40-50 \approx 3$ , sursum denticulatis, hyalinis, denique (humiditate?) intricato-collabentibus, magis elongatis, angustioribusque, sæpe ramulosis: conidiis cylindraceis utrinque obtusis,  $20-25 \approx 3-4$ , 1-2-septatis rectiusculis, hyalinis. — In foliis nondum emortuis *Cynaræ Scolymi*. **B.**
348. **Microstroma album** (Dmz.) S. In pag. inf. foliorum *Quercus pedunculatæ*. **L.**
349. **Alternaria tenuis** Nees. In foliis *Tritici*. **L.**
350. **Macrosporium commune** Rabh. In foliis *Syringæ* &c. **L.**
351. **Stemphylium ramulosum** S. *Michelia* 360. **G.**
352. **Cladosporium herbarum** (Pers.) Lk. In caulibus, foliis, lignis, fructibus &c. putridis *Polygonati*, *Spinaciæ*, *Pyri*, *Populi*, *Akebiæ*, *Iridis*, *Ulmariæ*, *Verbenæ*, *Robiniæ*, *Lycopersici*, *Gynerii* &c. **B. G. L.**
353. **Cladosporium fasciculatum** Cda. In foliis *Eucalypti*, *Bambusæ*, *Berberidis*. **B. L.**
354. **Cladosporium macrocarpum** Pr. In foliis *Spinaciæ*, *Yuccæ*. **L. G.**
355. **Passalora dendritica** (Wallr.) Sacc. In foliis

Pyri Mali. **L. G.** Conidia obclavata,  $25 \approx 7-8$ , olivacea, tandem 1-septata.

356. **Passalora pyrina** (Lib.) Sacc. In foliis Amelanchieris. **B.** Conidia obovata,  $15-18 \approx 9$ , olivacea.
357. **Passalora** (Napicladium) **Brunaudii** S. Maculis epiphyllis, vagis, expallentibus, rufo-cinctis; cæspitulis punctiformibus, subolivaceis; basidiis fasciculatis brevibus,  $30 \approx 6-7$ , simplicibus, apice subincrassatis olivaceis; conidiis ex ovato fusoides,  $38-42 \approx 15-17$ , 3-raro 1-2-septatis, vix constrictis, olivaceis.  
*Hab.* in foliis Pruni Laurocerasi nondum emortuis. **B.**  
*Obs.* Conidiis magnis a ceteris speciebus distinguendum.
358. **Polythrincium Trifolii** Kze. In pag. inf. foliorum Trifolii repentis. **G.**
359. **Fumago Tiliæ** Tul. In ramulis Tiliæ europææ, (st. conid.) **L.**
360. **Fumago vagans** Pers. In pag. sup. Ruborum cum algis paucicellularibus viridibus. **L.**
361. **Fumago Loniceræ** Fekl. In ramulis Loniceræ, st. conidiophorus. **L.**
362. **Coniothecium epidermidis** Cda. f. *Syringæ*. In ejusdem capsulis. **L. G.**
363. **Coniothecium effusum** Cda. In ligno putrescente quercino. **L.**
364. **Coniothecium complanatum** (Nees sub *Didymosporio*) S. In ramulis corticatis. **L.** Conidia sarcinuliformia, 3-4-cellularia, 6-10 micr. d. olivacea.
365. **Coniothecium phyllophilum** Dmz. In foliis Oxycanthæ. **L.** Conidia sarcinuliformia, 4-cellularia, 10-12 micr. d., fuliginea.
366. **Exosporium Tiliæ** Lk. In ramis putrescentibus Tiliæ europææ. **L.**
367. **Helminthosporium Tiliæ** Fr. In ramis Tiliæ europææ. **L.** Conidia cylindraceo-obclavata,  $60 \approx 15$ , 5-pseudo-septata, fuliginea, hyphis fasciculatis filiformibus, æquilongis, septulatis suffulta.

368. *Helminthosporium macrocarpum* Grev. In ramis Fraxini et Ulmi. **L.**
369. *Helminthosporium fasciculare* Cda. In ramis decorticatis salicinis. **L.**
370. *Helminthosporium fusiforme* Cda In ramis putrescentibus Evonymi europæi. **L.** Conidia fusiformia,  $50 \approx 15$ , 8-locularia, loculis extimis hyalinis, ceteris fuliginis, guttulisque, hyphis filiformibus sesquilongioribus, septatis suffulta.
371. *Helminthosporium rhopaloides* Fres. In caule Dianthi & Brassicæ. **L. G.**
372. *Dendryphium comosum* Wallr., Cda. In ramis corticatis Populi. **G.**
373. *Dendryphium curtum* Bk. In ramo decorticato Populi. **G.**
374. *Dendryphium ramosum* Cooke. In caule Papaveris. **G.** Stipes cylindræus, basi 12-14 micr. cr., fuliginis; conidia cylindræa,  $25 \approx 6-7$ , 3-septata, fuliginis-pallida.
375. *Periconia pycnospora* Fes. In caule Labiatarum. **L.** Stipes cylindræus, 18 micr. d., parce septatus, fuliginis, sursum pallidior, obtusiusculus; conidia sphærica, 10-12 micr. d., levia circa apicem stipitis congregata, olivacea. Fere æquo jure ad *P. botrytiformem* Fres. hæc species duci potest.
376. *Psilobotrys minuta* Sacc. In ligno Populi fastigiata. **G.** Conidia minima, sphæroidea,  $2 \approx 1-1\frac{1}{2}$ , hyalina.
377. *Torula monilioides* Cda. In ligno putri. **L.** Conidia ovoidea, utrinque subtruncata,  $6-7 \approx 3-4$ , fuliginis.
378. *Torula hyalinula* S. Ad discomycetes in foliis Viburni Tini parasitica. **L.** Conidia cylindræo-oblonga,  $5-8 \approx 1\frac{1}{2}$ , hyalina.

FUNGI VENETI novi v. critici v. Mycologiæ  
Venetæ addendi, auctore P. A. Saccardo.

SER. X.

**Hymenomycetæ** Fr.

1. **Agaricus** (Pleurotus) **applicatus** Batsch var. **atratus**, Myc. Ven. n. 1301: pileo denique toto nigro — In ligno quercino a *Selva*.
2. **Agaricus** (Pleurotus) **atro-cæruleus** Fr. \***Canovianus**, Myc. Ven. n. 1392: pileo nigrovilloso, margine pallidiore glabrescente; basidiis clavulatis, sterigmatibus 2-4 terminatis; sporis globosis, hyalinis, 2-3 micr. d., diu basidiis inclusis (in hymenio adsunt copiosa crystalla minima octo-edrica, hyalina)— In palis putrescentibus a *Possagno* Oct. 1878. (ART. ROSSI).
3. **Lenzites sepiaria** (Wulf.) Fr. f. *dædaloidea reflexa* et f. *dædaloidea resupinata* Mycoth. Ven. n. 1302-1303. In trabe abietina a *Padova*, Aug. 1878.
4. \***L. crocata**. A typo differt trama amœne crocea, lamellis flavidis, margine inæquali pallidiore; pileo strigoso-velutino, sulcato, fusco-tabacino — In lignis (acerosis?) a *Possagno* Nov. 1879. (ART. ROSSI). *Lenziti cinnamomeæ* Fr. affinis videtur.
5. **Polyporus** (Apus) **ungulatus** (Schæff.) S. *Boletus ungulatus* Schæff. Fung. Bav. t. 137 (ab auctoribus non citata). In truncis Coniferarum in *M. Grappa* (ART. ROSSI) et in alpebus Tridentinis (ANNA ROSSETTI) Pileus ungulatus, concentrice sulcatus, e rufo et ochraceo varius, rugulosus (haud verniceus); pori minuti, breviusculi tramaque ex albo lutescentia.
6. **Polyporus** (Resup.) **subspadiceus** Fr. Hymen. Eur. 570. *P. murinus* Rostk. 4. t. 57. In truncis putridis (populinis?) (MAJER). Margo latiusculus sterilis, ambitu fimbriato albicante.



7. **Polyporus** (Resup.) **vaporarius** Fr. \***P. macer** Somm. Lapp. 278, S. Mycoth. Ven. n. 1305. In trunco populeo a *Padova*, Martio 1878.
8. **Odontia Pruni** Lasch, Fr. Hymen. 628, f. **Vitis**. In ejusdem sarmentis a *Possagno*, Nov. 1879. (ART. Rossi) — *Odontia jonquilleæ* Quel. et *O. subgelatinosæ* B. & Br. affinis quoque videtur.
9. **Anthina penicillata** (Bull.) Fr. Syst. Mycol. III. 286. *Clavaria penicillata* Bull. t. 448 p. 3. — In putamine Coryli a *Padova*, vere 1879 — Hyphæ in stipites apice penicillatos aggregatæ, filiformes, 1-2 micr. cr. minute septulato-guttulatæ, aureo-flavidæ. Sporæ nullæ. An potius stirps ozoniacea?
10. **Clavaria cristata** Holmsk. var. **cinerascens** Mycoth. Ven. n. 1307. In umbrosis a *Padova*, aut. 1879.

### **Hypodermeæ de Bary.**

11. **Entyloma Ranunculi** (Bon.) Schröt. Bem. u. Beob. Ustilag. p. 368-370. In foliis *Ranunculi acris* et *bulbosi a Padova*, vere 1879—Sporæ subglobosæ, 9-11 micr. d., pallide ochraceæ, nubilosæ; episporio tenui 1 micr. cr. *Entyloma microsporium* (Ung.) est plane diversum — *Entylomatis Ranunculi* socium adest *Cylindrosporium Ranunculi* (Bon. sub *Fusidio*). Acervuli initio subcutanei more *Glaeosporii*. Spermatia demum protrusa, fili-fusiformia,  $80 \approx 2$ , subflexuosa, granulosa, hyalina; adsunt alia (sporidiola?) crassius et brevius fusoidea,  $18-20 \approx 2\frac{1}{2}-3$ , quandoque curvula, nubilosa, hyalina; basidia filiformia apice obtusiuscula, hyalina.
12. **Entyloma crastophilum** Sacc. n. sp. Sporis hinc inde dense gregariis, parenchymate innatis, maculas minutas  $\frac{1}{4}-\frac{3}{4}$  mill. d., utrinque conspicuas, cinereo-fuscas efficientibus, globosis v. globoso-angulosis.  $10 \approx 8-10$ , lutescentibus, nucleo granuloso-farcto pallidior, episporio  $1\frac{1}{2}-2$  micr. crasso.

*Hab.* in foliis subviviis Poæ annuæ prope *Man-*

*tova*, Majo 1865 (MAGNAGUTI), socia *Septoria Bromi* f. *Pocæ* (spermatiis filiformi—flexuosis, 50–60 = 1½).

13. **Polycystis Colchici** (Schlecht.) Tul. f. **Muscari racemosi** Cfr. Schröt. Bemerk. u. Beobacht. Ustil. p. 378. In ejusdem foliis in Horto Patavino, vere 1879.
14. **Uromyces Muscari** Lév. In foliis *Muscari racemosi* in Horto Patavino, vere 1879.
15. **Puccinia Liliacearum** Duby. \***P. Rossiana**. A typo differt acervulis plerumque crassioribus, sæpius erumpentibus, sed imprimis teleutosporis vertice acute hyalino-apiculatis (50–55 = 25–27, dilute cinnamomeis, stipite 30–40 = 10, hyalino). Exemplaria *P. Liliacearum* f. *Muscari* (Rabh. Herb. Mycol. ed. II. n. 686, non Erb. crittog. ital. ser. II. 597, ubi e contra *Puccinia Allii* Rud. adest.) et f. *Ornithogalorum* (ex speciminibus Passerini, Kühn, Voss, Körnicke) teleutosporis prorsus muticis et sæpius obtusis utuntur.  
*Hab.* in foliis *Scillæ bifoliæ* in alpinis *M. Sol* prope *Possagno*, Junio 1879 (ART. ROSSI).
16. **Æcidium leucospermum** DC. In foliis *Anemones ranunculoidis a Roverè di Velo* in agro Veron. Majo 1877 (A. GOIRAN).
17. **Æcidium quadrifidum** DC. In foliis radicalibus, *Anemones coronariæ*, quæ duriora evadunt, plantaque sterilesceat, in collibus Bericis prope *Vicenza*, Apr. 1879. — *Obs.* Forma peridiolis plerumque regulariter quadrifidis in *Eranthi hiemali* occurrit (Parmæ, PASSERINI), dum forma in *Anemone* peridiolis multifidis et crebrioribus distinguitur.
18. **Æcidium Leucoji** Bergam. (1824), Bals. & DNtrs. Erb. critt. ital. Ser. II. n. 99. In foliis *Leucoji æstivi* in agro Veneto (HERB. PATAVINUM).
19. **Æcidium Bunii** DC. f. *Athamanthæ cretensis* et f. *Laserpitii Sileris*. In foliis earundem plantarum in *Cadore* (S. VENZO).
20. **Graphiola Phœnicis** Poit. Sacc. Mycoth. Ven. n. 1322. In foliis *Phœnicis dactyliferæ* in

Horto Patavino, Sept. 1878 — Filamenta striata 10-15 micr. crassa. Sporæ e sphærico subangulosæ 3-4 micr. d. hyalinæ.

### **Phycomyceteæ de Bary.**

21. **Peronospora Stachydis** Thüm., Sacc. Mycoth. Ven. n. 1337. In foliis *Stachydis palustris* a *Conegliano*, Oct. 1878.

### **Pyrenomyceteæ Fr.**

22. **Gnomonia bifrons** (DC.) Awd. in Rabh. Mycol. Europ. p. 22. t. 8 fig. 118. *Hypospila quercina* v. *bifrons* Fr., Cke Hndb. 930 — In foliis quercinis emortuis, in sylva *Montello*, Oct. 1878 — Asci cylindræo-clavati 50-55  $\approx$  10-11, apice 2-foveolati, 8-spori; sporidia oblonga, inæquilateralia, 10-12  $\approx$  4, guttulata (ob immaturitatem 1-septata non vidi), Forte status *Gnomoniae Pustulæ* (Pers.) (seu *Hypospilæ quercinæ* Michelia 28), ut mavult cl. Winter, sed transitum nondum observavi.
23. **Diaporthe Berkeleyi** Nke f. **Ferulaginis** M. Ven. n. 1345. — In ejusdem caule a *Belluno*, Oct. 1878 (Speg.) — Monente cl. Cooke in litt. hæc species diversa est a *Sphæria Berkeleyi* Dmz. (Cfr. Cke Hndb. p. 883, Kx Flandr. I. 340.) Et profecto exemplaria mea a descriptionibus l. c. differunt; sed optime conveniunt cum descriptione Nitschkei Pyr. Germ. 273, quacum comparavi.
24. **Rhaphidophora Urticæ** Rabh. In caulibus *Urticæ* dioicæ prope *Possagno*, vere 1879 (ART. Rossi). Perithecia denique subsuperficialia, globosocoidea, tandem collabascentia, basi villosula. Asci *maturi* 150-160  $\approx$  14, cylindræo-clavati; sporidia *matura* cylindræa, curvula, 150  $\approx$  4, multiguttulata, septataque, flavida, loculo unico supra medium leniter protuberante.



25. **Rhaphidophora acuminata** (Sow.) Sacc. Mycoth. Ven. n. 1371 — In caulibus emortuis *Cirsii lanceolati* a *Conegliano*, Oct. 1878 (SPEG.)
26. **Lophiotrema pusillum** (Fekl.) S. In calamis (*Holoschæni?*) a *Abano (Padova)* vere 1879 (BIZZ.) — Perithecia minima,  $\frac{1}{6}$  mill. d., ostiolo vix emergente, compresso; asci clavati  $80 \approx 13-15$ , paraphysati, 8-spori; sporidia oblonga, obtusiuscula,  $15-18 \approx 4\frac{1}{2}-5$ , curvula, constricto-3-septata, 4-guttata, hyalina.
27. **Lophiostoma insidiosum** (Dmz.) C. DNtrs. \***L. gramineum** S. Mycoth. Ven. n. 1347. A typo recedit peritheciis in cubile superficie atroinquinato, majoribusque, ascis sporidiisque etiam paulo majoribus; nempe: perithecia  $\frac{1}{3}$  mill. d.; asci 90-100  $\approx 10-12$ ; sporidia 25-32  $\approx 5$ , more solito 5-septata, minute pluriguttulata, flavofulginea, hyalino-appendiculata.
28. **Nectria hirtella** S. & S. Mycoth. Ven. n. 1373. Peritheciis gregariis, minutis,  $\frac{1}{8}$  mill. d. globulosis, papillulatis e flavo fulvis, undique densiuscule albopilosis; pilis conidia ovoidea, 4-5  $\approx 3$ , 2-guttulata, hyalina gerentibus; ascis cylindraceo-clavatis, 40-50  $\approx 6-7$ , aparaphysatis, octosporis; sporidiis distichis, oblongo-fusoideis, 12-14  $\approx 2\frac{1}{2}-3\frac{1}{2}$ , curvulis, denique tenuiter 1-septatis et vix constrictis, 4- (raro pluri-) guttulatis, hyalinis.  
*Hab.* in culmis putrescentibus *Arundinis Donacis*, a *Conegliano* Iulio 1878.  
*Obs.* A *Nectria Ralfsii* B. & Br., Rabh. F. Eur. n. 2040 peritheciis triplo minoribus, non collabascensibus &c. differt.
29. **Aponectria inaurata** (B. & Br.) S. *Michelia* 296 et 464. \***subtersa**; peritheciis cupulatis, non v. vix aureo-pruinosis; ascis spermatiphoris 100-110  $\approx 15$  spermatia oblonga 4  $\approx 1\frac{1}{4}$  hyalina includentibus; ascis octosporis 70-80  $\approx 10$ , sporidia disticha oblonga, 10- $2\frac{1}{2}-3$ , 1-septata leniter constricta, utrinque appendiculata, hyalina includentibus — In ramis corti-



catis Cratægi Oxyacanthæ a Possagno, vere 1879 (ART. ROSSI).

### **Tuberaceæ** Vitt.

30. **Tuber Borchii** Vitt. Monogr. t. I. f. III. Cda Icon. VI. p. 79. fig. 139 (nomine *Tuberis elegantis*). *T. album* Bull. t. 404; *T. albidum* Pic., Meleth. p. 79 — In Horto botanico in ollis, Sept. 1874 — Sporidia ovoidea, 45 = 30, eximie reticulata, fuligineo-fusca; asci ovoidei, 2-3-spori.

### **Discomyceteæ** Fr.

31. **Embolidium italicum** S. Mycoth. Ven. n. 1389 et Michelia 418. Monente cl. doct. Rehm fungillus hic nil est nisi *Calycium parietinum* Nyl, quod, teste Körber Parerg. lichen. 290 a *Calycio pusillo* (Flk.) Körb. specificè non differt. Genus *Calycium*, ut notum est, lichenibus lubentius adscribitur.
32. **Peziza (Acetabula) Rehmana** S. — *P. ancilis*. Rehm Asc. 402, Cke Mycogr. fig. 372, nec Pers. Ad terram uliginosam a Conegliano e Padova, vere 1879. Asci cylindræci, p. s. 150 = 15, paraphysibus filiformi-clavulatis hyalinis obvallati, octospori; sporidia oblongo-ovoidea, 22-24 = 12-14, crasse 1-guttata, hyalina.
33. **Peziza (Geoscypha) sepiatrella** S. Ascomatibus sessilibus, applanato-subconcavis, 10-12 mill. d., glabris, rugulosis, umbrinobrunneis, disco saturatiore; ascis cylindricis, prælongis, p. s. 200 = 14-15, deorsum attenuatis, apice obtusis, jodi ope, præcipue obturaculo cærulescentibus, paraphysibus filiformibus, apice clavulatis fuscisque obvallatis, 8-sporis; sporidiis ovoideo-oblongis levibus, 20-24 = 10, 2-guttatis, hyalinis, oblique monostichis.

*Hab.* in uliginosis, socia *Marchantia*, a Conegliano, vere 1879 (SPEG.).

*Obs.* Affinis hinc *P. Saccardianæ* Cke, illinc *P.*

*sepiatræ* Cke, a prima differt sporidiis longioribus et levibus, ab altera, cui affinior, sporidiis longioribus distincte 2-guttatis, paraphysibus apice fuliginis &c. — Asci etiam in *P. sepiatra* sec. exempl. Phillips Helv. Brit. n. 105 jodi ope apice cærulescunt.

34. **Peziza** (*Scutellinia*) **rubra** Cke Mycogr. fig. 152 (et ex ipso auctore). In Euganeis humi, Majo 1879 — Ascomatis setulæ cuspidatæ, 120–150  $\approx$  20, pauciseptatæ fuliginæ. Asci cylindrici p. s. 120  $\approx$  18, paraphysibus filiformi-clavulatis, sursum rubescentibus obvallati, octospori. Sporidia oblique 1-sticha, ovoideo-oblonga, 18–22  $\approx$  11–12, eguttulata, hyalina.
35. **Peziza** (*Scutellinia*) **lentiformis** Pers., Cke Mycogr. ined. (testibus Cke & Phillips). In Euganeis (*Padova*) in terra humosa, cum præcedente, Majo 1879 Ascomatis setulæ filiformi-cuspidatæ, 200  $\approx$  18–20, septatæ fuliginæ; asci cylindrici, paraphysibus filiformibus apice obtusis, granulosis hyalinis; sporidiis subdistichis ovoideis, 12–15  $\approx$  7–8, eguttulatis, hyalinis.

### **Myxomyceteæ de Bary.**

36. **Clathroptychium cinnabarinum** S. Peridiis prismaticis, longe diffusis arcteqe constipatis,  $\frac{1}{3}$ – $\frac{1}{2}$  mill. altis, vivide cinnabarinis, supra (operculo) atro-purpureis, nitidulis, in hypothallo membranaceo erectis, sessilibus; sporis globosis, levibus, 9–12 micr. d., cinnabarinis, guttulatis; floccis ex operculo descendenti-bus crassiuscule filiformibus, fuliginis.

*Hab.* in ligno putri quercino, ubi acervulos 4–6 cent. longos applanatos efficit, in sylva *Montello* Dec. 1878.

*Obs.* Peridiis anguste prismaticis, sporis levibus, cinnabarinis paulo majoribus, totiusque plantæ maturæ colore diverso a *Cl. ruguloso* (Wallr.) non parum recedere videtur.

37. **Badhamia inaurata** Curr., Cke & Rost. Myx. 28. In Muscis ad Salices a *Sermide* prope *Mantova*,

Oct. 1878 (MAGNAGUTI) — Sporæ globosæ, echinulatae, 15–20 micr. d. atroviolaceæ.

38. **Didymium Serpula** Fr., Cke & Rost. Myxom. 30, 82. In caulibus nondum emortuis herbarum in *M. Sol* prope *Possagno* vere 1879 (ART. Rossi) — Sporæ globosæ, leves, 10–12 micr. d. violaceæ, nucleo majusculo saturatiore. Flocci hyalini in ganglia angulosa lutescentia confluentes.

#### APPENDIX

39. **Agaricus** (*Clitocybe*) **neapolitanus** Pers. Mycol. Europ. III. 73. Comes F. Napol. p. 12. Ag. Coffeæ Brig. Hist. Fung. Neap. p. 51. tab. 23–26. — In sedimento decocti coffeici, in umbrosis a *Padova*, Julio 1879 (L. VIDO). — *Obs.* Totus glaber, et albus, sed pilei margo dilute cinerascens. Pileus sæpe valde excentricus, ut species ad *Pleurotos* possit quoque referri. Basidia cylindraceo-clavata, 30 × 7–8, apice obtuso. Sporæ oblongæ, curvulæ, 9–10 × 4, deorsum brevissime apiculatæ, nubilosæ, hyalinæ.
-

**FUNGI aliquot Ticinenses, auctore P. A. Saccardo.**

Mycetes aliquot in provincia Papiensi jam ante semisæculum lectos a præclaro botanico DOM. NOCCA et multis abhinc annis, cum collectione Morettiana, in Herbarium Patavinum translatos examini subjeci eo præcipue fine ut fungorum species nonnullæ, quæ in tomo II *Floræ Ticinensis auct. Nocca et Balbis* enumerantur, nova et rectiore synonymia illustrarentur. Clar. Doct. R. PIROTTA in suo *Elenco dei Funghi della prov. di Pavia, Cent. I* (1876) mycetes hypodermeos et erysipheaceos Nocceanos citavit, sed, ut videtur, exemplaria authentica non examinavit.

**Hymenomyceteæ Fr.**

1. **Agaricus** (Lepiota) **procerus** Scop., Fl. Tic. II. 308! — *Pavia.*
2. **Agaricus** (Clitocybe) **laccatus** Scop. *A. amethysteus* Pers., Fl. Tic. II. 330! — *Pavia.*
3. **Agaricus** (Omphalia) **Fibula** Bull. Ad semitas horti *Belgiojoso* inter muscos, Jun. 1815.
4. **Agaricus** (Pholiota) **præcox** Pers. — *Pavia.*
5. **Agaricus** (Hebeloma) **rimosus** Bull., Fl. Tic. II. 312! — *Carbonara.*
6. **Agaricus** (Psalliota) **campestris** L., *A. edulis* Pers. Fl. Tic. II. 322!
7. **Agaricus** (Inocybe) **lanuginosus** Bull., Fl. Tic. II. 312! — *Carbonara.*
8. **Agaricus** (Hypholoma) **fascicularis** Huds. — *Pavia.*
9. **Russula integra** (L.) Fr. *Hg. pectinaceus* Fl. Tic. II. 327! — In hortis *Belgiojoso.*
10. **Lactarius subdulcis** (Bull.) Fr. *Ag. subdulcis* Fl. Tic. II. 325! — In hortis *Belgiojoso.*



11. **Hygrophorus conicus** (Scop.) Fr., *A. conicus* Fl. Tic. II. 315! — *S. Colombano*.
12. **Lentinus tigrinus** (Bull.) Fr., *Ag. tigrinus* Fl. Tic. II. 329! — In hortis *Belgiojoso*.
13. **Boletus luridus** Schöff., *B. rubeolaris* Fl. Tic. II. 335! — In sylva *Belgiojoso*.
14. **Polyporus** (Apus) **versicolor** (L.) Fr. *Boletus versicolor* Pers., Fl. Tic. 339; *Bol. mucidus* Herb. Nocca! sed vix Fl. Tic. — Frequens in agro Papiensi.
15. **Trametes suaveolens**. (L.) Fr. f. *subresupinata*. *Boletus Medulla panis* Fl. Tic. II. 340!
16. **Clavaria grisea** Pers., Fl. Tic. II. 344. t. XXVIII. f. 3! — *Belgiojoso*. Sporidia globoso-ellipsoidea,  $7 \approx 7-8$ , basi brevissime apiculata, fumose hyalina (nec brunneo-rufa); an ergo potius *Cl. cinerea* Bull., Fr. Hymen. 668.
17. **Clavaria setosa** Balb. & Nocca Fl. Tic. II. 345 t. XXII. f. 2. A. B! In pratis montanis ad muscos — Sporæ globulosæ, basi brevissime apiculatæ,  $3\frac{1}{2}-4$ , hyalinæ. *Cl. Kunzei* Fr. Hymen. 669 huic affinis. Color fungi e speciminibus siccis exacte non eruitur, nec in Fl. Tic. indicatur.
18. **Craterellus lutescens** (Pers.) Fr. *Merulius Hydrophilis* Fl. Tic. II. 333! an DC. — *Belgiojoso* ad terram.
19. **Thelephora coralloides** Fr. *Clavaria amethystea* Herb. Nocca! sed vix Fl. Tic. In horto *Belgiojoso*, Junio 1815.

### **Lycoperdaceæ** Fr.

20. **Lycoperdon excipuliforme** Scop., Fl. Tic. II. 354! — In graminosis — Sporæ globosæ,  $3\frac{1}{2}-4$  micr. d., minute echinulatæ (ut habet Quelet Champ. Jura, p. 368, nec leves ut describit Karst. Mycol. Fenn. III. 362), rufo-olivaceæ.
21. **Scleroderma verrucosum** (Bull.) Pers., Fl. Tic. II. 355. Videtur, sed exemplar immaturum. — *Carbonara*.

**Nidulariaceæ Fr.**

22. **Cyathus striatus** (Huds.) Hoffm., Fl. Tic. II. 365!  
— *S. Colombano*.

**Hypodermeæ de Bary.**

23. **Ustilago Caricis** (Pers.) Fekl. *Uredo Urceolorum*.  
DC., Fl. Tic. II. 362! In ovariis Caricis præco-  
cis, a *Belgiojoso*.
24. **Ustilago segetum** (Pers.) Ditm. *Uredo* Fl. Tic.  
II. 361! In ovariis Avenæ sativæ a *Cadarò*,  
Junio 1815.
25. **Melampsora salicina** Lév. *Uredo Salicis* DC., Fl.  
Tic. II. 362 t. XXV. f. 4! In foliis Salicis albæ  
a *Broni*, Jul. 1815.
26. **Melampsora Carpini** (Lib.) Fekl. In ejusdem fo-  
liis in agro Papiensi (herb. *Nocca!*).
27. **Uromyces Viciæ Fabæ** (Pers.) Schröt., *Uredo*  
*Fabæ* Fl. Tic. II. 20! (in omissis). In ejusdem foliis  
a *Stradella*.
28. **Uromyces Laburni** (DC.) Fekl. *Puccinia Laburni*  
Fl. Tic. II. 365. In foliis Cytisi Laburni a *Stradella*.
29. **Puccinia fusca** (Sow.) Schröt. *P. Anemones* Pers.,  
Fl. Tic. II. 363! In foliis Anemones nemorosæ  
a *S. Colombano*, et *Pulsatillæ alla Cava*.
30. **Puccinia Violarum** Link., *Uredo Violæ* Fl. Tic.  
II. 361. In foliis Violæ odoratæ prope *Sabbione*,  
Aug. 1815.
31. **Puccinia suaveolens** (Pers.) Schröt., *Uredo sua-  
veolens* Fl. Tic. II. 361! In foliis Cirsii arvensis  
a *Broni*, 1813.
32. **Puccinia Betonicæ** DC. In foliis Betonicæ of-  
ficinalis, 1813. *Æcidium* in *Betonica* *Nocca*  
Herb.! — *Uredo vagans* Fl. Tic. II. 361 t. XXV.  
f. 3.
33. **Puccinia Scirpi** Lk. — *P. Junci* *Pirotta* *Funghi*

- Pav. n. 8, nec Dmz. In calamis Scirpi lacustri prope Papiam (PIROTTA!).
34. *Phragmidium asperum* Wallr., *Puccinia Rosa* DC., Fl. Tic. II. 363! In foliis Rubi fruticosi frequens.
35. *Phragmidium Rosarum* Rabh., *Puccinia Rosa* DC., Fl. Tic. II. 364! In foliis Rosæ centifoliae, frequens, 1815.
36. *Phragmidium obtusum* Kze & Schm., *Uredo Potentillæ* Fl. Tic. II. 20! (in omissis). In foliis Potentillæ vernæ (Uredosp. et teleutosp.).
37. *Cæoma Evonymi* (Mart.) Schröt., *Pirotta* Fungh. Pav. n. 56. *Erysiphe Evonymi* herb. Nocca! In foliis Evonymi europæi.
38. *Æcidium Nymphoidis* DC., Fl. Tic. II. 359! — Prope Papiam in foliis Menyanthis nymphoidis.
39. *Æcidium Berberidis* Pers., Fl. Tic. II. 360! — In foliis ejusdem.
40. *Æcidium Clematidis* DC., Fl. Tic. II. 359! — In foliis Clematidis Vitalbæ, Julio 1815.
41. *Æcidium rubellum* DC., Fl. Tic. II. 360! — In foliis Rumicis obtusifolii, a S. Lanfranco.
42. *Æcidium Cyparissiae* DC., Fl. Tic. II. 358 cum ic.! — In foliis Euphorbiæ Cyparissiae, frequens.
43. *Æcidium Rhamni* Pers., *Æ. crassum* Fl. Tic. II. 359 p. p.! — In foliis Rhamni cathartici *alla Torretta*.
44. *Æcidium quadrifidum* DC. *Æ. platyodon* Fl. Tic. t. XXVI. f. 1! (descriptio in textu desideratur). — In foliis Eranthis hiemalis.
45. *Rœstelia cancellata* Reb. In foliis Pyri communis, Herb. Nocca!

### **Phycomycetæ de Bary.**

46. *Cystopus candidus* (Pers.) de Bary. *Uredo candida* Pers. Fl. Tic. II. 363 t. XXV. f. 2! — In Capsella Bursa Pastoris a Linarolo.

47. **Sporodinia grandis** Lk. (1824), *S. dichotoma* Cda (1837). *Mucor rufus* Pers. Fl. Tic. II. 357. *Mucor ramosus* Bull., Nocca Herb.! — In semiputrido Agarico vaginato; Aug. 1815.

### **Pyrenomyceteæ** Fr.

48. **Hypoxylon fuscum** (Pers.) Fr. *Sphaeria melogramma* Fl. Tic. II. 297! — In cortice arborum in sylva Carbonara.
49. **Phyllachora Ulmi** (Sow.) Fekl. *Sphaeria xylomoides* Fl. Tic. II. 298 t. XXIII. f. 1! In foliis Ulmi campestris.
50. **Epichloe typhina** (Pers.) Tul. *Sphaeria typhina* Pers., Fl. Tic. II. 299! — In culmis Poarum in sylva S.<sup>a</sup> Sofia, 3. Jun. 1815.
51. **Polystigma rubrum** (Pers.) DC. *Xyloma rubrum* Pers., Fl. Tic. II. 301, t. XXV. f. 1! — In foliis Pruni spinosæ a Pavia, Aug. 1815.
52. **Dichæna quercina** (Pers.) Fr. In ramis corticatis quercinis in agro Papiensi (Nocca! absque nom.).

### **Discomyceteæ** Fr.

53. **Rhytisma acerinum** (Pers.) Fr. *Xyloma acerinum* Pers. Fl. Tic. II. 301 t. XXV. fig. 5! — In foliis Aceris campestris.
54. **Phacidium Medicaginis** Lib., *Puccinia Trifolii* Herb. Nocca! an Fl. Tic. II. 365. — In foliis Medicaginis sativæ.
55. **Peziza** (Humaria) **araneosa** Bull., Fl. Tic. II. 350! — In sylva Com. Triultii supra Roncaro. Ab icone in Cke Mycogr. fig. 54 sporidiis paulo crassioribus differt sed hoc ob exemplar obsoletum pendere potest. Vidi ascos cylindricos  $125 \approx 10$ ; sporidia oblongo-fusoidea,  $10-15 \approx 4-6$ , 2-nucleata, hyalina.
56. **Peziza** (Scutellinia) **scutellata** Bull., Fl. Tic. II. 349! — In ligno putrido prope S. Paolo.



57. *Peziza* (*Sepultaria*) *hemisphærica* Wigg. *P. Labellum* Bull., Fl. Tic. II. 349! — In sylvâ *di Carbonara*.
58. *Peziza* (*Sepultaria*) *lanuginosa* Bull., Fl. Tic. II. 349! In sylvâ *a Belgiojoso* — Setulæ ascomatis cuspidatæ, pluriseptatæ, fuliginæ; asci cylindrici, 150 = 12–14, paraphisibus filiformibus obvallati, octospori; sporidia oblongo-ellipsoidea, 20–22 = 10, farcta, hyalina, denique lenissime rugulosa. An var. *P. hemisphæricæ*?
59. *Helvella* *elastica* Bull. Fl. Tic. II. 346! — In sylvâ.

### **Myxomyceteæ** *de Bary.*

60. *Trichia* *chrysosperma* (Bull.) DC., Fl. Tic. II. 356! — In truncis prope sylvam *di Carbonara*, Augusto. — Sporæ globosæ, areolatæ, aureæ, 9–10 micr. d.; flocci apice abrupte et breve cuspidati, 6 micr. cr., spiriculis 4–5 levibus.

### **Imperfectæ** *Fckl.*

61. *Cladosporium* *herbarum* (Pers.) Lk. *Dematium herbarum* Pers., Fl. Tic. II. 368 t. XXVIII. f. 3! — In foliis putridis.
62. *Ozonium* *auricomum* Lk. Ad cortices udos, putres. (*Nocca* herb.!, absque nom.).

# REPERTORIUM

## MYCOLOGIÆ VENETÆ

SEU INDEX ALPHABETICUS  
FUNGORUM IN DITIONE VENETA HUCUSQUE COGNITORUM  
(additis nonnullis extra-venetis)

CURA

ALOYSII VIDO  
HORTI BOTANICI PATAVINI ADJUTORIS

### CITATIONUM EXPLICATIO.

MS. = P. A. Saccardo, *Mycologiæ Venetæ Specimen*.  
MV. = ejusdem, *Mycotheca Veneta Cent. I—XV*.  
FV. = ejusdem, *Fungi Veneti novi v. critici. Series I—V*.  
M. = ejusdem, *Michelia, Fasc. I—V*.  
FI. = ejusdem, *Fungi italici, Fasc. I—XVI. tab. 1—640*.  
Hymen. = *Hymenomycetææ*.  
Phall. = *Phalloideææ*.

Lycop. = *Lycoperdaceææ*.  
Hypog. = *Hypogæææ*.  
Nidul. = *Nidulariaceææ*.  
Hypod. = *Hypodermeææ*.  
Phycom. = *Phycomycetæææ*.  
Pyren. = *Pyrenomycetæææ*.  
Tub. = *Tuberaceææ*.  
Discom. = *Discomycetæææ*.  
Myxom. = *Myxomycetæææ*.  
Sphærops. = *Sphæropsideæææ*.  
Hyphom. = *Hyphomycetæææ*.  
Melanc. = *Melanconiaææ*.

Litteris rectis impressa sunt nomina generum, specierum et varietatum recepta; litteris obliquis seu cursivis synonyma.

Cruce notatæ sunt species extra-venetæ.

Emendationes in fungorum v. auctorum nominibus (jam adhibitis in scriptis Saccardianis supra citatis) quæ in hac Indice suis locis inseruntur ab ipso auctore Saccardo adpositæ sunt.

### A

*Abrothallus* DNtrs (Disc. v. Lichen).  
*Buellianus* DNtrs MS. 156.  
*Smithii* Tul. MS. 156.

*Acalyptospora* Dmz. (Hypod.?)  
*nervisequia* Dmz. MV. 486. FV.v. 170.

*Acetabula* Fekl. (Discom.)  
*Calyx* Sacc. MS. 168. V. *Peziza*.  
*vulgaris* Fuch MS. 168. V. *Peziza*.

*Acladium* Nees (Hyphom.)  
*conspersum* Lk. FV.v. 195.

*Acremonium* Lk. (Hyphom.)  
*alternatum* Lk. M. 269.  
*atrum* Cda M. 270.

*Acrocylindrium* Bon. (Hyph.)  
*granulosum* Bon. FV.v. 194.

*Aerospermum* Tode (Pyren.)  
*compressum* Tode M. 56.  
f. *Cirsii lanceolati* M. 1579.  
*Graminum* Lib. MS. 209. M. 514.

*Acrostalagmus* Cda (Hyph.)  
*cinnabarinus* Cda MS. 108. M. 535.  
f. *corticis Ulmi campestris* MV. 298.  
f. *Mori albæ* MV. 1085.  
f. *Lauri nobilis* MV. 1086.

*Acrothecium* Cda (Hyph.)  
*atrum* (Pr.) Sacc. M. 73.  
*bulbosum* Sacc. M. 74. FI. 60.  
*Caulium* Sacc. M. 75. FI. 9.  
*pauciseptatum* (Pr.) Sacc. M. 74.  
FI. 7. a.

- pumilum Sacc. M. 73. Fl. 5.  
 purpurellum Sacc. M. 75. Fl. 8.  
 Solani Sacc. M. 74. Fl. 76.  
 tenebrosus (Pr.) Sacc. M. 74. Fl. 6. a.
- Actinonema** Pers. (Sphærops.)  
 Rosae Fr. MS. 198. MV. 355.
- Actinothyrium** Kze (Sphærops).  
 Graminis K. S. MS. 203.
- Æcidium** Gm. (Hypod.)  
 Asperifolii Pers MS. 83. MV. 42.  
 Aviculariæ Kze MS. 86.  
 Aristolochiæ Berg. M. 242. MV. 1147.  
 Behenis DC. MS. 80. MV. 881. M. 11.  
 Berberidis Gm. MS. 84. MV. 132. 395.  
 M. 550.  
 bifrons L. DC. MV. 65. (Il. ed.)  
 Bunii DC. M. 541.  
 Clematidis DC. MS. 84. M. 550.  
 Centaureæ DC. MS. 80. M. 241. MV. 1145.  
 Cirsii DC. MS. 81.  
 Convolvulacearum Ces. MS. 83. MV. 394.  
 crassum Pers MS. 84. MV. Cent. XV.  
 Cyparissiæ DC. M. 242. V. 550. MV. 1149.  
 Chærophylli Kirchn. M. 364.  
 Compositarum Mart. M. 454.  
 Euphorbiæ Pers. MS. 87.  
 Erythronii DC. MS. 87. MV. 790.  
 Ficiariæ Thm. MV. 396.  
 Galii Pers. MV. 454.  
 Lactucæ Opiz. MS. 80.  
 Leucantheri DC. M. 242. MV. 1146.  
 leucospermum DC. M. 541.  
 Leucoji Berg. M. 541.  
 Menthæ DC. MS. 82.  
 punctatum Pers MS. 79.  
 Phaseolorum (Wallr) Bary MS. 85.  
 Plantaginis Ces. M. 241. MV. 1144.  
 quadrifidum DC. M. 541. 550.  
 Ranunculacearum DC. MS. 85.  
 f. Ranunculi bulbosi MV. 789.  
 Rumicis Schlecht. MS. 87. MV. 1329.  
 M. 550.  
 Rhamni Pers M. 503. 550.  
 f. Rhamni cathartici MV. 883.  
 f. R. saxatilis MV. 884.  
 Scrophulariæ DC. M. 11.  
 Smyrni Bagnis M. 503. 353.  
 Tussilaginis Gm. MS. 85. MV. 133.  
 Tragopogonis Pers. MS. 81. MV. 484.  
 Thesii Chaill. MS. 82.  
 Trifolii repentis Cast. MS. 86. MV. 397.
- Taraxaci Schm. M. 11. MV. 882.  
 Urticæ DC. MS. 85. FV.v. 210. MV. 43.  
 Violæ Schm. MS. 79. MV. 1328.  
 Viciæ Opiz. MS. 86.  
 Xylostei Wallr. FV.v. 171.
- Æcidium** Ung (Hypod.)  
 Convolvuli Sacc. M. 12. MV. 885.  
 Cirsii (Lasch) Sacc. M. 12.  
 colliculosum (Bk.) Sacc. MV. (Myxosp.)  
 f. Aroniæ MV. 399.  
 f. Ariæ MV. 398.  
 f. Aucupariæ MV. 400.  
 exanthematicum Ung. M. 11.  
 f. Cyparissiæ MV. 1150.  
 f. Euphorb. dulcis MV. 1151.  
 Mercurialis (Lib) S. M. 503.  
 minutellum Speg. M. 477.  
 Tragopogonis Sacc. M. 11. MV. 1334.  
 Tussilaginis Sacc. M. 242.
- Æthelium** Lk. (Myxom.)  
 septicum (L) Fr. MS. 173. MV. 963.  
 vaporarium (Bull.) Fr. MS. 173.
- Agaricus** L. Hymen.)  
 1. Amanita Pers.  
 asper Fr. MS. 11.  
 cæsareus Scop. MS. 10.  
 excelsus Fr. MS. 11.  
 muscarius L. MS. 11.  
 Mappa Willd. MS. 11.  
 phalloides Fr. MS. 10.  
 var. ater MS. 10.  
 pantherinus DC. MS. 11.  
 ovoideus Bull. MS. 10.  
 vaginatus Bull. MS. 11.  
 var. lividus (Sw.) MS. 11.  
 var. spadiceus (Pers) MS. 11.
2. Armillaria Fr.  
 aurantius Schæff. MS. 13.  
 melleus Vahl MS. 13. MV. 804.  
 mucidus Schrad. MS. 13.
3. Claudopus Sm.  
 byssisedus Fr. MS. 26.  
 inæquabilis Sacc. MS. 26.  
 variabilis Pers. MS. 26. MV. 422.
4. Clitocybe Fr.  
 aggregatus Schæff. MS. 16. MV. 305.  
 amplus Pers. M. 361.  
 candidus Pers. MS. 16.  
 Catinus Fr. MS. 16.  
 cyathiformis Fr. MS. 16.  
 ditopus Fr. MS. 17.

- ericetorum Bull. MS. 16.  
 flaccidus Sow. MS. 16.  
 fragrans Sow. MS. 17.  
 gilvus Pers. MS. 16.  
 infundibuliformis Schæff. MS. 16.  
 laccatus Scop. MS. 17. MV. 806.  
   var. amethystinus (Bolt.) MS. 17.  
 nebularis Batsch MS. 15.  
 neapolitanus Brig. M. 546.  
 pachyphyllus Fr. MS. 17.  
 subalutaceus Batsch MS. 15.  
 Orcella Bull. MS. 24.  
   var. minor. MS. 24.  
 Prunulus Schæff. MS. 24.
6. Collybia Fr.  
 contortus Bull. MS. 17.  
 confluens Pers. MS. 18. MV. 1.  
 dryophilus Bull. MS. 18.  
 esculentus Jacq. MS. 18.  
 fusipes Bull. MS. 17.  
 longipes Bull. MS. 17.  
 radicans Relh. MS. 17.  
 velutipes Curt. MS. 18. MV. 1. (II. ed.) 1108 (I. ed.).
7. Crepidotus Fr.  
 Cesatii Rabh. M. 2.  
 mollis Schæff. MS. 30.
8. Deconica Smith.  
 coprophilus Bull. MS. 32.
9. Entoloma Fr.  
 clypeatus L. MS. 24.  
   var. minor MS. 24.  
 rhodopoli Fr. MS. 24.  
 sericellus Fr. MS. 23.  
 sericeus Bull. MS. 24.  
 sinuatus Fr. M. 2. MV. 807.
10. Flammula Fr.  
 flavidus Schæff. MS. 28.  
 vinosus Bull. MS. 28. MV. 419.
11. Galera Fr.  
 Hypnorum Batsch. MS. 30.  
   var. Bryorum Pers. MS. 30.  
 lateritius Fr. MS. 30.  
 tener Schæff. MS. 30.
12. Hebeloma Fr.  
 Clavus Batsch. MS. 28.  
 fastibilis Pers. MS. 28.  
 fastigiatus Schæff. MS. 27.  
 geophyllus Sow. MS. 28.  
 punctatus Fr. MS. 28.
- rimosus Bull. MS. 27. M. 547.  
 var. destriectus Fr. MS. 27.
13. Hypholoma Fr.  
 appendiculatus Bull. MS. 32.  
   var. minor MS. 32.  
   var. pallens MS. 32.  
 fascicularis Huds. MS. 31. MV. 809.  
   M. 547.  
 hydrophilus Bull. MS. 32.  
 lacrymabundus Fr. MS. 31.  
 sublateritius Fr. MS. 31.  
 velutinus Pers. MS. 31.
14. Inocybe Fr.  
 lanuginosus Bull. M. 547.
15. Lepiota Fr.  
 acutesquamosus Weinm. M. 1.  
 cretaceus Bull. MS. 12.  
 clypeolarius Fr. MS. 12.  
 citrinus Pers. MS. 12.  
 excoriatus Fr. MS. 11.  
 ermineus Fr. MS. 12.  
 granulosis Batsch. MS. 12.  
    $\alpha$  Carcharias (Pers.) MS. 12.  
    $\beta$  amianthinus (Scop.) MS. 12.  
    $\gamma$  cortinatus Sacc. MS. 12.  
 naucinus Fr. MS. 12.  
 procerus Scop. MS. 11. M. 547.
16. Leptonia Fr.  
 Æthiops Scop. MS. 24.  
 Bizzozzerianus Sacc. MS. 25.  
 chalybæus Pers. MS. 25.  
 euchrous Fr. MS. 25.  
 lampropus Fr. MS. 24.
17. Mycena Fr.  
 Adonis Bull. MS. 18.  
 Acicula Schæff. MS. 20.  
 chloranthus Fr. MS. 18.  
 corticola Schum. MS. 20.  
 capillaris Schum. MS. 20.  
 dilatatus Fr. MS. 20.  
 flavo-albus Fr. MS. 19.  
 filopes Bull. MS. 19.  
   var. asterigenus MS. 19.  
 gypseus Fr. MS. 19.  
 galericulatus Scopol. MS. 19.  
   var. albidus MS. 19.  
   var. fulvellus MS. 19.  
   var. rhodophyllus MS. 19.  
 hiemalis Orb. MS. 20.  
 inclinatus Fr. MS. 19.  
 lineatus Bull. MS. 19.  
   var. atro-cinereus MS. 19.  
 lacteus Pers. M. 435.



- polygrammus Bull. MS. 19.  
 rugosus Fr. MS. 19.  
 rosellus Pers. M. 435.  
 vitilis Fr. MS. 20.
18. *Naucoria* Fr.  
*conspersus* Pers MS. 29.  
   var. *uliginosus* Fr. MS. 29.  
*Erinaceus* Fr. MS. 29.  
*horizontalis* Bull. MS. 26.  
*leimophilus* (Poll.) Heufl. MS. 29.  
*pygmæus* Bull. MS. 28.  
*pediades* Fr. MS. 29.  
*rimulincola* Laseh. FV.v. 161. MV.  
   423.  
*semiorbicularis* Bull. MS. 29.  
*segestrius* Fr. MS. 29.  
*tabacinus* DC. MS. 29.
19. *Nolanea* Fr.  
*mamosus* L. MS. 25.  
*pascuus* Pers. MS. 25.  
*pleopodius* Bull. MS. 25.
20. *Omphalia* Fr.  
*chrysophyllus* Fr. MS. 20.  
*Fibula* Bull. MS. 21. M. 547.  
   var. *candidus* Fr. MS. 21.  
*hydrogrammus* MSFr. . 20.  
*setipes* Fr. MS. 21.  
*umbilicatus* Schäff. MS. 20.  
*umbelliferus* L. M. 1.  
   var. *umbrinus* M. 1.
21. *Panæolus* Fr.  
*campanulatus* L. MS. 33.  
*fimiputris* Bull. MS. 33.  
*papilionaceus* Bull. MS. 33.
22. *Pholiota* Fr.  
*Ægirita* Brig. MS. 27.  
*destruens* Brond. MS. 27.  
*mutabilis* Schäff. MS. 27.  
*præcox* Pers. MS. 26. M. 501. 547.  
*pudicus* Bull. MS. 27. MV. 808.  
*squarrosus* Müll. MS. 27.
23. *Pleurotus* Fr.  
*applicatus* Batsch MS. 22. MV. 2.  
   var. *albidus* MS. 22.  
   var. *atratus* MV. 1301. M. 539.  
*atro-cæruleus* Fr. var. *Canovianus*  
   MV. 1392. M. 539.  
*Craterellus* DR. Lev. FV.v. 162. MV.  
   1106.  
*dryinus* Pers MS. 21.  
*Eryngii* DC. Miv. 435.  
*lignicola* Sacc. MS. 21.
- olearius* DC. MS. 22.  
*ostreatus* Jacq. MS. 22.  
*petaloides* Bull. MS. 22.  
*perpusillus* Fr. M. 361.  
*porrigens* Pers. MS. 22.  
*Sylvanus* Sacc. M. 1.  
*salignus* Pers. M. 435.  
*ulmarius* Bull. MS. 21.
24. *Pluteus* Fr.  
*cervinus* Schäff. MS. 23.  
*umbrosus* Pers. MS. 23.  
*nanus* Pers. MS. 23.  
*Montelicus* Sacc. MS. 23.
25. *Psalliota* Fr.  
*arvensis* Schäff. MS. 30.  
*campestris* L. MS. 30. M. 517.  
*sylvicola* Vitt. MS. 30.  
*sylvaticus* Schäff. MS. 30.
26. *Psathyra* Fr.  
*gyroflexus* Paull. MS. 32.  
*gossypinus* Bull. MS. 33.  
*obtusatus* Fr. MS. 33.  
*spadiceo-griseus* Schäff. MS. 32.
27. *Psathyrella* Fr.  
*disseminatus* Pers. MS. 33. MV. 421.  
   stat. *juvenilis* MV. 420.  
   var. *pallens*. MS. 33.  
*gracilis* Fr. MS. 33.  
*hiascens* Fr. MS. 33.
28. *Psilocybe* Fr.  
*spadiceus* Schäff. MS. 32.
29. *Stropharia* Fr.  
*ærginosus* Curt. MS. 31.  
*obturatus* Fr. MS. 31.  
*stercorarius* Fr. MS. 31.
30. *Tricholoma* Fr.  
*argyraceus* Bull. MS. 14.  
*abellus* DC. MS. 14. MV. 803.  
*albus* Fr. MS. 15.  
*acerbus* Bull. MS. 15. MV. 802.  
*bufonius* Pers. MS. 14.  
   var. *minor*. Sacc. MS. 14.  
*grammopodius* Bull. MS. 15.  
*leucocephalus* Bull. MS. 15.  
*murinaceus* Bull. MS. 14.  
*Pes capræ* Fr. MS. 14.  
*putidus* Fr. MS. 15.  
*polyphyllus* DC. M. 435.  
*Russula* Schäff. MS. 13. MV. 801.  
*sejunctus* Sow. MS. 13. M. 1.  
   var. *versicolor* Sacc. MS. 13.

var. *fuscescens* M. 1.  
*sulfureus* Bull. MS. 14.  
*terreus* Schöff. MS. 14.  
*vaccinus* Pers. MS. 13.

31. *Tubaria* Fr.  
*furfuraceus* Pers. MS. 29.

32. *Volvaria* Fr.  
*bombycinus* Schöff. MS. 22.  
*glojocephalus* DC. MS. 23.  
*parvulus* Weinm. MS. 22.

*Aglaospora* DNtrs. (Pyren.)  
*profusa* (Fr.) DNtrs. MS. 125. MV.  
 98. FI. 441. M. 460.  
 f. *ostiolis exertis* MV. 650.

*Aleuria* Fekl. (Discom.)  
*aurantia* (Ed.) Fekl. MS. 167. MV.  
 1197. V. Peziza.  
 var. *purpurea* MS. 107.  
*carbonaria* (A. S.) M. 431. V. Peziza.

*Amurodiscus* Rabh. (Discom.)  
*amorphus* (Pers.) Rabh. FV.iv. 30.  
 MV. 727.

*Alternaria* Rees (Hyphom.)  
*tenuis* Nees. MV. 297. M. 536.

*Amblyosporium* Fres. (Hyphom.)  
*umbellatum* Harz. M. 271. MS. 184.  
 (Briarea aurea).

*Amphisphaeria* Ces. DNtrs. (Pyren.)  
*culmicola* Sacc. MS. 113. FI. 444.  
 MV. 455.

\**melanomoides* FI. 624. M. 455.  
*conica* (Lév.) C. et D. FI. 447.  
*ericeti* S. et S. M. 374. FI. 321.  
*fallax* DNtrs. MV. 458.

*foeda* DNtrs. MS. 112. FI. 445.  
*Lonicerae* Sacc. MS. 113.  
*pseudoumbrina* Sacc. MS. 112. FI.  
 443. M. 509.

*papillata* (Schum.) DNtrs. MS. 112.  
 FI. 446.

*Passerinii* S. et S. M. 374. FI. 623.  
*Spegazziniana* Sacc. M. 32. 99. FI.  
 135.

*umbrina* (Fr.) DNtrs. MS. 111. FI.  
 442.

*Xylostei* (Pers.) DNtrs. MS. 112. V.  
*Anthostoma*.

*Antennaria* Lk. (Pyren.)

*pithyophila* Nees. Sacc. FV.v. 177.  
 MV. 701. Consp. gen. Pyr. ital.  
 pag. 17.

*Anthina* Fr. (Hymen.)  
*penicillata* (Bull.) Fr. M. 540.

*Anthostoma* Nke (Pyren.)

*alpigenum* (Fekl.) Sacc. FV.iv. 18.  
 FV.v. 211. M. 326. FI. 161. MV.  
 228.

*decipiens* (DC.) Nke. MS. 142. FV.iv.  
 18. M. 327. FI. 167. MV. 229.

*gastrinum* (Fr.) Sacc. MS. 143. FV.iv.  
 18. M. 327. FI. 169.

f. *Carpini Betuli* MV. 766.

f. *Ulmi campestris* MV. 941.

f. *Rhamni cathartici* FI. 170. A.

f. *Quercus peduncul.* FI. 170. B.  
*intermedium.* Nke FV.iv. 18.

*Italicum* Sacc. et Sp. M. 326. FI.  
 165.

*melanotes* (B. et Br.) S. M. 320. FI.  
 164.

*oreophilum* Sacc. FV.v. 211. V. A.  
*alpigenum*.

*Schmidtii* (Awd.) Nke FV.iv. 18. M.  
 326. FI. 163. et 164.

f. *Alni glutinosae* MV.

f. *Castaneae vescae* MV. 225.

*taeniosporum* Sacc. MS. 143. FV.iv.  
 18. M. 327. FI. 171. MV. 942.

*turgidum* (Pers.) Nke FV.iv. 18. M.  
 327. FI. 168.

*urophorum* Sacc. et Sp. M. 327. FI.  
 166.

*Venetum* Sacc. M. 25. M. 98. FI.  
 128.

*Xylostei* (Pers.) Sacc. FV.iv. 18. M.  
 326. FI. 162. MV. 227. MS. 112.

(Amph.).

*Anthostomella* Sacc. (Pyren.)

*appendiculosa* (B. et Br.) Sacc. M.  
 244. M. 328. FI. 174. MV. 1190.

*affinis* M. 439.

*delitescens* (DNtrs.) Sacc. M. 328. FI.  
 173.

*intermedia* Sacc. M. 327. FI. 172.

*italica* Sacc. et Sp. M. 328. M. 439.  
 FI. 178.

*limitata* Sacc. FV.iv. 1. M. 98. FI.  
 129.

*nitidula* Sacc. FV.iv. 2. M. 98. FI.  
 131.

*nobilis* Sacc. et Sp. M. 328.

*Angioidium* Grev. (Myxom.)

*sinuosum* (Bull.) Grev. FV.v. 185.

- Olearum Sacc. M. 25. M. 328. FI. 176.  
 phæostica (Berk.) Sacc. M. 374. FI. 374.  
 rostrispora (Ger.) Sacc. M. 25. 328. FI. 177.  
 tomicoides Sacc. FV.IV. 1. M. 98. FI. 130.  
 Tomicum (Lév.) Sacc. M. 374. FI. 373. et 506.  
 Unedonis (DNtrs.) Sacc. M. 328. FI. 175.
- Antromyces** Fres. (Hyph.)  
 Copridis Fres. M. 478.
- Apiospora** Sacc. (Pyren.)  
 Punctum Sacc. et Sp. M. 329. FI. 179. MV. 1268.  
 Striola (Pass) Sacc. FV.II. 305. M. 329. FI. 180.  
 f. Gynerii argentei MV. 1343.  
 f. Arundinis Donacis MV. 907.
- Apiosporium** Kze (Pyren.)  
 fœdum Sacc. FV.II. 299. Cfr. Capnodium Nerii.  
 Melampyri Sacc. M. 24g. MV. 1095.  
*pulchrum* V. Dimerosporium pulchrum.  
 stygium Wallr. FV.v. 173. MV. 635.
- Aponectria** Sacc. (Pyren.)  
 inaurata (B. et Br.) Sacc. M. 286. M. 464.  
 \*subtersa M. 543.
- Aporia** Duby (Pyren.)  
 Herbarum (Fr.) Duby M. 53.
- Arcyria** Hill. (Myxom.)  
 cinerea (Bull.) Fr. M. 71.  
 incarnata Pers. MS. 171.  
 nutans (Bull.) Fr. MS. 172.  
 punicea Pers. MS. 172.
- Arthrimum** Kze (Hyph.)  
 curvatum Kze. Schm M. 477.  
 puccinioides K. et S. MS. 182.
- Arthrotrys** Cda (Hyphom.)  
 superba Cda. f. oligospora (Fres.) Coem. FV.v. 196. MV. 575.
- Arthrotryum** Ces. (Hyphom.)  
 atrum Berk. et Br. MS. 181. M. 76. FI. 12. MV. 1288.  
 albicans Sacc. M. 75. FI. 10.
- stilboideum Ces. M. 76. FI. 11.
- Ascobolus** Pers. p. p. (Discom.)  
 furfuraceus Pers. M. 69. M. 233.  
 immersus Pers. M. 233.  
 macrosporus Croran. M. 233.  
 stictioideus Speg. M. 474.  
 viridis Curr. MV. 1386. M. 234.
- Ascocytha** Lib. em. (Sphærops.)  
 Aceris Lib. MS. 194. V. Septoria  
 Aceris.  
 Armoraciæ Fuckl. MS. 194. V. Septoria Arm.  
 Aristolochiæ Sacc. M. 165.  
 Aucubæ Sacc. et Speg. M. 167.  
 ampelina Sacc. M. 158.  
 aquatica Speg. M. 483.  
 buxiina Sacc. M. 169.  
 berberidina Sacc. M. 530.  
 Cannabis Lasch MS. 194. V. Septoria Cannabis.  
 Coryli Sacc. et Speg. M. 162.  
 Calycanthi Sacc. et Speg. M. 162.  
 Chloræ Sacc. et Speg. M. 163.  
 Calystegiæ Sacc. M. 165.  
 cornicola Sacc. M. 169.  
 carpinea Sacc. M. 170.  
 chlorospora Speg. M. 483.  
 Dianthi Lasch MS. 103. V. Septoria  
 Dulcamaræ Lasch. MS. 194. V. Septoria.  
 Daturæ Sacc. M. 163.  
 Ebuli Fuckl. MS. 194. V. Septoria.  
 Epilobii Rabh. MS. 194. V. Septoria.  
 Emeri Sacc. M. 163.  
 Erythronii Sacc. et Speg. M. 163.  
 Elaterii Sacc. M. 166.  
 Fragariæ Sacc. M. 169.  
 graminicola Sacc. M. 127.  
 Hyperici Lasch. MS. 195.  
 Hellebori Sacc. FV.II. 310. — FV.v. 204. — M. 169.  
 Ischæmi Sacc. M. 164.  
 limbalis Sacc. M. 161.  
 Lantanæ Sacc. M. 162.  
 Ligustri Sacc. et Speg. M. 165.  
 Laburni Sacc. M. 530.  
 Leguminum Sacc. M. 530.  
 Lamiorum Sacc. M. 170.  
 maculans Fuckl. MS. 194.  
 Medicaginis Fuckl. MS. 195.  
 malvicola Sacc. M. 161.  
 Marchantiæ Sacc. et Sp. M. 167.  
 Orobi Sacc. M. 161. — MV. 987.  
 Orni Sacc. et Speg. M. 168.  
 Oleandri Sacc. et Speg. M. 162.  
 Polygoni Rabh. MS. 194. V. Septoria.



*Plantaginis* Ces. MS. 194. V. *Phyllosticta*.

*pyricola* Sacc. FV.ii. 311. — FV.v. 204. — M. 168. — MV. 518.

*physalina* Sacc. M. 93. 164. — Fl. 88. — MV. 985.

*Phaseolorum* Sacc. M. 164. MV. 988.

*Philadelphii* Sacc. et Speg. M. 165.

*Plantaginis* Sacc. et Speg. M. 166.

*Paliuri* Sacc. et Speg. M. 166.

*populina* Sacc. M. 168.

*Potentillarum* Sacc. M. 170.

*Phlomidis* Sacc. M. 530.

*Quercus* Sacc. M. 162.

*Robiniae* Sacc. et Sp. (non Lib.) MS. 195. M. 163. 276.

*rosicola* Sacc. M. 164

*Rubi* Lasch. MS. 194. V. *Phyllosticta*.

*Sorghii* Sacc. FV.ii. 302. — FV.v. 204. — M. 164.

*scandens* Sacc. M. 530.

*sorghina* Sacc. M. 167.

*Sambucii* Sacc. M. 168—530. MV. 886.

*Tecomæ* Sacc. M. 168.

*Tini* Sacc. M. 170.

*Unedonis* M. 530.

*ulmella* Sacc. M. 169.

*Viburni* Lasch MS. 194. V. *Septoria*.

*Violæ* Sacc. et Speg. M. 163.

*Verbasci* Sacc. et Speg. M. 166.

*Weigeliæ* Sacc. et Speg. M. 170.

*zeina* Sacc. M. 165.

*Ascomyces* M. et DR. (Discom.)

*aureus* (Pers.) Magn. M. 62. M. 516.

*candicans* Sacc. M. 118. (*Taphrina*).

*Ascophanus* Boud. (Discom.)

*carneus* (Pers.) Boud. M. 236.

*cinereus* (Cr.) Boud. M. 236.

*granulatus* (Bull.) Speg. M. 235.

*granuliformis* (Cr.) Boud. M. 235.

*Holmskjoldii* Hans. M. 432.

*nitidus* (Fekl.) Speg. M. 235.

*Ascophora* Tode. (Phycom.)

*elegans* Corda. MS. 86. Cfr. *Mucor* Mucedo.

*Mucedo* Tode MS. 90. V. *Mucor stolonifer*.

*Ascospora* Fr. (Sphærops.)

*brunneola* Fr. MS. 209. V. *Septoria brunneola*.

*cruenta* (Fr.) Str. MS. 92. MV. 70. V. *Phyllosticta cruenta*.

*Potentillæ* (Fr.) MS. 209. V. *Venturia Potentillæ*.

*Rousseliana* (Mont.) MS. 209. V. *Nectriella Rousseliana*.

*Aspergillus* Mich. (Hyphom.)

*candidus* Link. MS. 184. MV. 1062. (foliorum) M. 535.

*carneolus* Sacc. M. 77. Fl. 18.

*flavus* (Pers.) Lk. MS. 184.

*glaucus* (Sow.) Lk. MS. 92. MV. 152. MS. 184.

var. *ramosus* MS. 184.

*ochraceo-ruber* Sacc. M. 77. Fl. 17. MV. 1063.

*phæocephalus* Dur. et Mtgn. FV.v. 194. MV. 1244.

*sterigmatophorus* Sacc. MS. 184.

V. *Sterigmatocystis italica*.

*stercoreus* Sacc. M. 78. Fl. 19. MV. 1061.

*virens* Lk. M. 78. Fl. 20.

*Asteroma* DC. (Sphærops.)

*subradians* Fr. M. 261.

*vagans* Desm. FV.v. 199.

f. *Tiliæ* Desm. FV.v. 199. MV. 531.

*venulosum* (Wallr.) Fekl. M. 261.

*Pæoniæ* West. M. 532.

*Asterophora* Ditm. (Hyphom.)

*agaricicola* Cda MV. 815.

*Asterosporium* Kze (Hyphom.)

*Hoffmanni* Kze M. 269. MV. 1069.

*Atractium* (Hyph.)

*Therryanum* Sacc. M. 535.

*Auricularia* Fr. (Hymen.)

*mesenterica* Bull. MS. 64. MV. 34. M. 502.

*sambucina* (Scop.) Mart. MS. 65. MV. 35.

*Aylographum* Lib. (Pyren.)

*sarmentorum* DNtrs M. 54.

*vagum* Dmz. M. 54. MV. 1175.

## B

*Bactridium* Kze (Hyphom.)

*flavum* K. et S. MS. 189.

*Badhamia* Berk. (Myxom.)

*hyalina* (Pers.) Berk. FV.iv. 39.

*inaurata* Curr. M. 545.



- macrocarpa (Ces.) Rost. FV.iv. 39.  
 utricularis (Bull.) Rost. FV.iv. 39.
- Barya Fckl. (Pyrenom.)  
 † parasitica Fckl. M. 234.
- Belonidium M. et DR. (Discom.)  
 Asteroma (Fckl. sub. Arachnopezi-  
 za A.) Sacc. MS. 164.  
 auratum (Fckl.) Sacc. M. 60.  
 basitrichum Sacc. FV.iv. 35. M. 97.  
 FI. 113.
- Bertia DNtrs. (Pyrenom.)  
 italica S. et S. M. 404. FI. 336.  
 lichenicola DNtrs. FI. 439. M. 492.  
 macrospora Sacc. M. 452. M. 99.  
 FI. 136. MV. 651.  
 moriformis (Tode) DNtrs FI. 440.
- Bispora Cda (Hyphom.)  
 moniloides Cda FV.v. 191. M. 78.  
 FI. 22.  
 pusilla Sacc. M. 78. FI. 21.
- Blitridium DNtrs. (Discom.)  
 hiascens (B. et C.) Sacc. M. 417.
- Boletus L., Fr. (Hymen.)  
 æneus Bull. MS. 47.  
 castaneus Bull. MS. 48.  
 cyanescens Bull. MS. 48.  
 edulis Bull. MS. 47.  
 flavus With. M. 362.  
 granulatus L. MS. 46.  
 luridus Schäff. M. S47. M. 548.  
 luteus L. MS. 46.  
 olivaceus Schäff. MS. 46.  
 pachypus Fr. M. 3.  
 parasiticus Bull. MS. 46.  
 purpureus Schäff. MS. 47.  
 rimosus Vent. M. 3.  
 Satanas Lenz. M. 3.  
 scaber Bull. MS. 47.  
 — \*B. aurantiacus Bull. MS. 47.  
 — \*B. rimosus MS. 47.  
 subtomentosus L. MS. 46. MV. 417.  
 versipellis Fr. MS. 47.
- Bombardia Fr. (Pyren.)  
 fasciculata Fr. MS. 114. MV. 163.  
 FI. 437.
- Botryosphaeria C. DNtrs. (Pyren.)  
 advena C. DNtrs. M. 42. FI. 434.  
 Bérengeriana C. DNtrs. MS. 116 p.  
 FV.iv. 4 p. p.  
 f. acutior FI. 431. M. 491.
- f. ailanthina MV. 91 (*pycn.*),  
 655 (*asc.*).  
 f. dispersa V. Physalospora gre-  
 garia.  
 f. frangulina (typica) MV. 88.  
 FI. 430.  
 f. juglandina MV. 654.  
 f. melanommoides FI. 433. M.  
 491. MV. 90 (populina).  
 Corni V. Physalospora Corni.  
 dispersa V. Gibberella.  
 Euphorbii Sacc. FV.iv. 5.  
 Galegæ Sacc. V. Physal. Galegæ.  
 moricola V. Gibberella.  
 nemorosa V. Lisea.  
 pithya Sacc. FV.iv. 5.  
 pulicaris V. Gibberella.  
 pustulata V. Physalospora.
- Botrytis Pers. (Hyphom.)  
 acinorum (Pers.) Fres. MS. 185. MV.  
 292 (Polyactis).  
 Bassiana Bals. MS. 185. MV. 277.  
 carnea Schum MS. 185. MV. 1079.  
 coccotricha Sacc. M. 270.  
 epigæa Sk. FV.v. 195. MV. 360.  
 f. cinerea MV. 582.  
 fulva Lk. FV.v. 195. MV. 1080.  
 geniculata Cda FV.iv. 22.  
 griseola Sacc. FV.v. 195. M. 79.  
 FI. 23. MV. 581.  
 phymatotricha Sacc. M. 79. FI. 24.  
 MV. 1081.  
 terrestris Pers. MS. 185.  
 umbellata (Bull.) DC. MS. 185.  
 vulgaris (Pers.) Fr. MV. 291. (Polya-  
 ctis). M. 535.
- Brefeldia Rost. (Myxom.)  
 maxima (Fr.) Rost. FV.iv. 39.
- Briarea Fckl. (Hyphom.)  
 aurea Fuck. MS. 184. V. Amblyo-  
 sporium umbell.
- Bulgaria Fr. (Discom.)  
 inquinans (Pers.) Fr. MS. 162. MV.  
 264.
- C
- Cacumisporium Pr. (Hyphom.)  
 tenebrosum Pr. FV.v. 193. V. A-  
 crothecium tenebr.
- Cæoma Lk. (Hypod.)  
 apiculosum et C. rufum Bon. V.  
 Uromyces Phaseolorum.

- Evonymi (Mart.) Schröt. MS. 75.  
   M. 550.  
*excavatum* Lk. MS. 75. (Uromyces).  
*filicium* Lk. MS. 75.  
*Hypericorum* (DC.) Schlechtd. MS.  
   75. V. *Melampsora Hyperic.*  
*Pyrolæ* (Mart.) Schlecht. MS. 75.  
*Silenes* Schlechtd. MS. 85. (Uromyces).  
*Vacciniorum* Lk. MS. 207. V. *Melampsora Vacciniorum.*
- Caldesiella* Sacc. (Hymen.)  
*italica* Sacc. M. 7. M. 98. M. 437.  
   FI. 125. MV. 1306.
- Calycium* Pers. (Discom. v. Lich.)  
*parietinum* Nyl. M. 418. 545. (Embol. italic.)
- Calloria* Fr. (Disc.)  
*Antenorea* Sacc. M. 64.  
*coccinella* (Somm.) Fr. FV. iv. 30.  
   M. 428.  
*chrysocoma* (Bull.) Fr. FV. iv. 31.  
*delicatula* Karst. M. 429.  
*inflatula* (Karst.) Sacc. M. 526.  
*leucostigmoides* Sacc. M. 63. et 98.  
   FI. 119.  
*miniata* Batsch. M. 63.  
*pusilla* Speg. M. 473.  
*rubicunda* Sacc. et Speg. M. 429.  
*racheophila* Sacc. et Speg. M. 430.  
*succinella* Sacc. M. 62. et 430.  
*vinosa* (AS.) Fr. MS. 161. FV. iv. 30.  
*vulgaris* (Fr.) Sacc. M. 63.
- Calocera* Fr. (Hymen.)  
*cornea* (Batsch) Fr. MS. 60.  
*palmata* (Schum.) Fr. MS. 60.  
*viscosa* (Pers.) MS. 60.
- Calocladia* Lév.  
*holosericea* (Lk.) Lev. MS. 209. V.  
   *Microsphaera.*
- Calonectria* DNtrs. (Pyren.)  
 † *aurigera* (B et Rav.) Sacc. M. 308.  
 † *agnina* (Dmz.) Sacc. M. 311.  
 † *aurea* (Cr.) Sacc. m. 314.  
   *Bloxami* (B. et Br.) Sacc. FV. iv.  
   23. M. 309. et 330. FI. 196.  
 † *Brogniartii* (Cr.) Sacc. M. 314.  
 † *Cucurbitula* (Fr.) Sacc. M. 312.  
 † *citrino-aurantia* (De Laer.) Sacc.  
   M. 314.  
 † *Curtisi* (Berk.) Sacc. M. 316.  
   *Daldiniana* DNtrs M. 307.
- † *duplicella* (Nyl.) Karst. M. 310.  
 † *decora* (Wallr.) Sacc. M. 310.  
 † *dacrymycella* (Nyl.) Sacc. M. 314.  
 † *erubescens* (Dmz.) M. 309.  
 † *flavitecta* (B. et C.) Sacc. M. 309.  
 † *funicola* (B. et Br.) Sacc. M. 313.  
 † *flavida* (Cda.) Sacc. M. 313.  
 † *Fuckelii* (Nke) Sacc. M. 310.  
 † *hirta* (Blox.) Sacc. M. 307.  
 † *helminthicola* (B. et Br.) Sacc.  
   M. 315.  
 † *Jungermanniarum* (Cr.) Sacc. M.  
   313.  
 † *Leightonii* (Bk.) Sacc. M. 309.  
 † *Levieuxii* (Fr.) Sacc. M. 813.  
 † *luteola* (Dmz.) Sacc. M. 315.  
 † *luteo-fusca* (Cr.) Sacc. M. 317.  
*macrospora* Sacc. et Speg. M. 251.  
   312—330—464. FI. 197. MV. 1275.  
*minuscula* Sacc. et Speg. M. 251—  
   316—330. FI. 194.  
*Massariæ* (Pass.) Sacc. M. 312—  
   330—251—354 (C. *pyrochlora*)  
   FI. 193.  
 † *muscivora* (B. et Br.) Sacc. M. 315.  
*ochraceo-pallida* (B. et Br.) Sacc.  
   FV. iv. 23. M. 309—330. FI. 195.  
 † *Oudemansii* (West.) Sacc. M. 308.  
 † *opalina* (Cr.) Sacc. M. 311.  
 † *obvoluta* Karst. M. 316.  
   *pyrochlora* Sacc. M. 251—354.  
   V. C. *Massariæ.*  
 † *Plowrightiana* Sacc. M. 307.  
 † *Pseudo* — *Peziza* (Dmz.) Sacc. M.  
   307.  
 † *platasea* (Berk.) Sacc. M. 308.  
 † *pyrochroa* (Dmz.) Sacc. M. 308.  
 † *polythalama* (Berk.) Sacc. M. 208.  
 † *pulcherrima* (B. et Br.) Sacc. M.  
   315.  
 † *rigidiuscula* (B. et Br.) Sacc. M.  
   313.  
 † *Sceptri* (Karst.) Sacc. M. 314.  
   *Tarvisina* Speg. M. 464.  
 † *Ulicis* (Cr.) Sacc. M. 316.  
 † *Volutella* (B. et Br.) Sacc. M. 309.  
 † *viburnicola* (Cr.) Sacc. M. 311.  
 † *xantholeuca* (Kunze) Fr. M. 316.
- Calosphæria* Tul. (Pyren.)  
*affinis* Nke FV. iv. 21. FI. 475.  
*ciliatula* (Fr.) Karst. \**Oxyacanthæ*  
   FI. 424. M. 491.  
*dryina* (Curr.) Nke. FV. iv. 21. FI.  
   477.  
*minima* Tul. MS. 149. FI. 478.  
*Princeps* Tul. MS. 149. MV. 245.  
   FI. 476.

- tumidula Sacc. FV.iv. 20. FI. 474.  
 tædiosa Sacc. M. 368. FI. 479.  
 Wahlenbergii (Desm.) Nke FV.iv. 21.
- Cantharellus Adans. (Hymen.)  
 aurantiacus (Wulf.) Fr. MS. 43.  
 cibarius (L.) Fr. MS. 43. MV. 812.  
 var. pallens MS. 43.  
 cinereus (Pers.) Fr. MS. 43. MV.  
 1304.
- Capitularia Rbh. (Hypod.)  
 Polygoni Rbh. MS. 86, V. Uromy-  
 ces Polygoni.
- Capnodium Mtgn. (Pyren.)  
 Cesatii Mtgn. FV.v. 176.  
 st. conidioph. MV. 155.  
 st. ascoph. MV. 707.  
 Citri (Pers.) Berk. FV.v. 176.  
 elongatum Bk. et Dmz. M. 50.  
 f. Tussilaginis MV. 1098.  
 f. Catalpæ syringifoliæ MV. 1378.  
 Footii Rk. et Dmz. M. 50.  
 f. Hydrangeæ MV. 1099.  
 f. Cassinis Maurocenæ MV. 1171.  
 Loniceræ (Fckl.) Sacc. MS. (Fu-  
 mago).  
 Nerii Rbh. FV.v. 176. MV. 706.  
 (s. sperm.)  
 salicinum Mont. MS. 108. MV. 156.  
 f. Populi nigræ MV. 708.
- Carcerina Fr. (Myxomyc.)  
 spumarioides Fr. MS. 173.
- Caryospora DNtrs. (Pyren.)  
 callicarpa (Curr.) Nke. M. 451. M.  
 331. FI. 202.  
 Lichenopsis (Mass.) V. Melanom-  
 ma Lichenopsis.  
 Olearum (Cast.) V. Melanomma  
 Putaminum (Schw.) DNtrs. M. 451.  
 M. 331. FI. 201.
- Celidium Tul. (Discom. v. Lichen.)  
 grumosum Körb. MS. 98. (Sphæria  
 Lichenis sordidi).
- Cenangium Fr. (Discom.)  
 Cerasi Fr. MS. 160.  
 dolosum Sacc. M. 58.  
 ferruginosum Fr. M. 419.  
 Fraxini Tul. M. 514.  
 juniperinum M. 419.  
 Ligustri (Tul.) Fckl. M. 58.  
 Pinastri Pers. FV.iv. 29.  
 pithyum (Fr.) F. M. 419.
- Rosæ Sacc. MS. 160.
- Cenococcum Fr. (Lycoperd.)  
 geophilum Fr. M. 417.
- Cephalosporium Cda (Hyphom.)  
 Acremonium Cda M. 271.  
 macrocarpum Cda. M. 271.  
 stellatum Harz. FV. 194.
- Ceratitium Rabh. (Hypod.)  
 cornutum (Pers.) Rbh. MS. 88. M.  
 365.  
 f. Sorbi aucupariæ MV. 485.  
 f. Aroniæ M. 365.  
 laceratum (Sow.) Rabh. M. 355.  
 f. Sorbi torminalis M. 365. MV.  
 63.  
 f. Ariæ M. 365. MV. 1330.  
 f. Oxyacanthæ M. 365.
- Ceratium A. S. (Hyph.)  
 hydroides A. S. MV. Cent. XV.
- Ceratostoma Fr. (Pyren.)  
 caulicola Fckl. FV.v. 175. M. 330.  
 var. culmicola FV.v. 175. M.  
 330. FI. 186.  
 graphioides Sacc. M. 246. M. 330.  
 FI. 183. MV. 1264.  
 Jani-collinum S. et S. M. 246. M.  
 330. vedi M. 354. FI. 184.  
 Notarisii Sacc. FV.ii. 308. M. 330.  
 FI. 185.  
 piliferum Fr. (?) FV.v. 174.  
 rostratum (Tode) Fckl. M. 371.  
 Venetum Speg. M. 455. FI. 628.
- Ceratostomella Sacc. (Pyren.)  
 cirrhosa (Pers.) Sacc. \*C. lejocarpa  
 M. 370. 488. FI. 345.  
 vestita Sacc. M. 370. FI. 344.
- Cercospora Fres. (Hyphom.)  
 Armoraciæ Sacc. FV.v. 188. MV. 282.  
 Apii Fres. FV.v. 190. MV. 1053.  
 Asparagi Sacc. M. 88. FI. 70. MV.  
 1052.  
 althæina Sacc. M. 269.  
 Bellynchii (West.) Sacc. FV.v. 188.  
 beticola Sacc. FV.v. 189. MV. 597.  
 Bolleana (Thm.) Sp. M. 475.  
 Cheiranthi Sacc. FV.v. 137. MV. 282.  
 cana Sacc. FV.v. 188. M. 88. FI.  
 68. MV. 593.  
 Capparidis Sacc. FV.v. 189.  
 circumscissa Sacc. FV.v. 189. M.  
 crassa Sacc. M. 88. FI. 69.



- cerasella* Sacc. M. 266. MV. 1051.  
*Calendulæ* Sacc. M. 267. MV. 1054.  
*Cistinearum* Sacc. M. 268.  
*Carlinæ* Sacc. M. 269.  
*depazeoides* (Demz.) Sacc. FV.v. 187.  
 MV. 280.  
*ferruginea* Fuck. MS. 181. MV. 278.  
*fulvescens* Sacc. FV.v. 189. M. 88.  
 FI. 66.  
*Galegæ* Sacc. M. 267. MV. 1055.  
*Lythri* (West.) Niessl. M. 269.  
*Mercurialis* Pass. M. 475.  
*nebulosa* Sacc. FV.v. 189. MV. 599.  
*olivascens* Sacc. M. 268. MV. 1251.  
*penicillata* Fres. MS. 181.  
*persica* Sacc. FV.v. 189. M. 88. FI.  
 67. MV. 598.  
*Plantaginis* Sacc. M. 268.  
*pantoleuca* Sacc. M. 268.  
*radiata* Fuck. MS. 181.  
*Rhamni* Fekl. FV.v. 188. MV. 594.  
*Rubi* Sacc. FV.v. 188. MV. 593.  
*Resedæ* Fekl. FV.v. 190. MV. 1250.  
*rosicola* Pers. M. 267. MV. 1249.  
*syceina* Sacc. MV. cent. XV.  
*tinea* Sacc. M. 268. MV. 1252.  
*Violæ* Sacc. FV.v. 187. MV. 279.  
*Vincetoxici* Sacc. MV. 283.  
*Vitis* (Lév.) Sacc. FV.v. 188.  
 f. *Vitis sylv.* MV. 363.  
 f. *Vitis vinifer.* MV. 284.
- Ceratomyces* Cda (Hymen.)  
*terrestris* Schulz. FV.v. 167. M. 97.  
 FI. 107. MV. 836.
- Ceriospora* Niessl. (Pyren.)  
*Dubyi* Niessl. M. 36. M. 330. FI.  
 187.  
*xantha* Sacc. M. 36. M. 330. FI.  
 188.
- Cesatiella* Sacc. (Pyren.)  
*australis* S. et S. 9. M. 250. M. 318.  
 et 330. FI. 198.
- Chaetomella* Fekl. (Sphærops.)  
*atra* Fekl. M. 96. FI. 100.  
*brachyspora* S. et S. M. 260. MV.  
 1229.  
*lignicola.* M. 97.
- Chaetomium* Kze (Pyrenom.)  
*comatum* (Tode Fr.) MS. 91. M. 222.  
 MV. 69—635.  
*calvescens* Sacc. M. 123. M. 373.  
*elatum* K. et S. MS. 91. V. C. com.  
*Fieberi* Cda. FV.v. 173. M. 27.
- f. *lignicola.* *chlorina* MV. 906.  
*stercoreum* Sp. M. 222. FI. 622.
- Chaetopsis* Grev. (Hyphom.)  
*fusca* Cda M. 79. FI. 26.  
*macroclada* Sacc. M. 79. FI. 25.  
*stachyobola* Cda M. 79. FI. 27.  
*Wauchii* Grev. FV.v. 192.
- Chaetosphaeria* Tul. (Pyren.)  
*fusca* Fuck. FV.iv. 3. M. 330. FI.  
 191. MV. 659 (cum conid.)  
 st. *ascoph.* MV. 660.  
*parvula* Sacc. FV.iv. 3. M. 330. FI.  
 190.
- Chalara* Cda (Hyphom.)  
*Ampullula* Sacc. M. 80. FI. 33.  
*brachyspora* Sacc. M. 81. FI. 35.  
*fusidioides* Cda FV.v. 191. M. 81.  
 FI. 24.  
*fungorum* Sacc. M. 80. FI. 29. MS.  
 p. 177. (Cylindr.)  
*heterospora* Sacc. M. 80. FI. 31.  
*Montellica* Sacc. M. 80. FI. 32.  
*strobilina* FV.v. 185. M. 80. FI. 30.
- Chilonectria* Sacc. (Pyren.)  
 † *myriospora* (Cr.) Sacc. M. 279.  
 † *Rosellinii* (Carest.) Sacc. M. 280.  
 † *sulphurella* (DNtrs.) Sacc. M. 380.  
*Cucurbitula* (Curr.) Sacc. M. 280.  
 M.iv. 442.
- Choiromyces* Vitt. (Tuber.)  
*meandriformis* Vitt. MS. 155.
- Chlorosplenium* Fr. (Discom.)  
*æruginosum* (Oed.) DNtrs. FV.iv. 36.
- Ciboria* Fekl. (Discom.)  
*bolaris* (Batsch.) M. 67.  
*echinophila* (Bull.) Sacc. FV.iv. 35.  
 MS. 165. (Cyathicula).  
*firma* (Pers.) Fekl. M. 428. MV. 472.  
*macrospora* S. M. 428.
- Cicinnobolus* de Bary. (Sphærops.)  
*Cesatii* DBy. FV.v. 202.  
 f. *Antirrhini* maj. MV. 517.  
 f. *Rhamni* cathart. MV. 516.  
 f. *Verbenæ* officin. MV. 984.
- Circinotrichum* Nees. (Hyphom.)  
*maculiforme* Nees MS. 211. M. 272.
- Cladosporium* Lk. (Hyphom.)  
*æcidicola* Thm. M. 476.



- Asteroma* Fk. M. 271.  
*epiphyllum* Nees. MS. 181.  
   f. *Castanæ* MV. 586.  
   f. *Quereus* MV. 287.  
*Fumago* Lk. MS. 108. V. *Fumago*  
   *vagans*.  
*fasciculatum* Cda. MS. 181. M. 535.  
   f. *Gladioli psitt.* MV. 1071.  
   f. *Gynerii* MV. 1070.  
   f. *Junci effusi* MV. 588.  
*graminum* Lk. MS. 181.  
*herbarum* Lk. MS. 102. M. 536. 552.  
   f. *Maydis* MV. 285.  
   f. *epixylon* MV. 286.  
*macrocarpum* Pr. M. 535.  
*penicillioides* Pr. FV.v. 191. MV. 587.  
*Vitis* (Lev.) MV. 284.
- Cladobotryum* Nees. (Hyphom.)  
   † *Thümenii* Sacc. M. 272.
- Cladotrichum* Cda. (Hyphom.)  
*microsporum* Sacc. M. 76. Fl. 28.  
*polysporum* M. 330. Fl. 102. MV.  
   659.  
*strictum* Sacc. M. 271.
- Clavaria* L. (Hymen.)  
*aurea* Schäff. MS. 66. MV. 832.  
*amenthystina* Pers. TV.v. 165.  
*Botrytis* Pers. MS. 65.  
*coralloides* L. MS. 65.  
*cinerea* Bull. MS. 66.  
*cristata* Holmsk. MS. 66. MV. 831.  
   v. *alba* MS. 66.  
   v. *cinerascens* MV. 1307.  
   v. *crassicaulis* MS. 66.  
   v. *leptoclada* MS. 66.  
*crispula* Fr. MS. 67.  
*flaccida* Fr. M. 6. MV. 796.  
*formosa* Pers. MS. 66. MV. 834.  
*fragilis* Holmsk. MS. 67.  
   v. *cylindracea* MS. 67.  
   v. *gracilis* MS. 67.  
*flava* Fr. MS. 65.  
   † *grisea* Pers. M. 548.  
*inæqualis* Mull. MS. 67.  
*Ligula* Schäff. MS. 68.  
*muscoides* L. MS. 65.  
*purpurea* Fr. M. 436. MV. 308.  
*pistillaris* L. MS. 67. MV. 835. M.  
   453.  
   var. *bifida* MS. 67.  
*rugosa* Pull. MS. 66.  
*rufescens* Schäff. MS. 66.  
*rubella* Schäff. MS. 66. MV. 833.  
*rosea* Fr. MS. 67.  
   † *setosa* B. et N. M. 548.
- vermiculata* Scop. M. 567.  
*tenuissima* Sacc. M. 436. MV. 1309.
- Claviceps* Tul. (Pyren.)  
*purpurea* (Fr. em) Küttn. MS. 125.  
   M. 319.
- Clathroptychium* Rost. (Myxom.)  
*cinnabarinum* Sacc. M. 545.  
*rugulosum* (W.) Rost. FV.iv. 39.
- Clathrus* L. (Phall.)  
*cancellatus* L. MS. 70.
- Clypeosphæria* Finkl. (Pyren.)  
*Notarisii* Fuck. MS. 210. M. 39. M.  
   330. Fl. 189. MV. 1159.
- Coccomyces* DNtrs. (Discom.)  
*coronatus* (Fr.) DNtrs. M. 59. MS.  
   159. (Phacid.)  
*dentatus* (K. et S.) Sacc. M. 59. MS.  
   159. MV. 262. (Phacid.)  
*Pini* (A. S.) Karst. M. 59. MV. 1100.
- Cœlosp hæria* Sacc. (Pyren.)  
*Fuckelii* (Nke) Sacc. MS. 115. Fl. 480.
- Coleosporium* Lév. (Hypod.)  
*Campanulacearum* (Pers.) Fr. MS.  
   76.  
   f. *Campanulæ glomeratæ* MV.  
   377.  
   f. *Campanulæ rapunculoidis* MV.  
   427.  
*Trachelii* MV. 44.  
*Carpesii* Sacc. FV. 210. MV. 42.  
   (II. ed.) 1142 (I. ed.) FV.v. 210.  
*Inulæ* (Kze.) Fuck. MS. 76. MV. 842.  
*miniatum* (Pers.) Bon. MS. 75. FV.  
   210. V. *Uredo miniata*.  
   f. *Potentillæ argenteæ* FV. v.  
   210. MV. 44.  
   f. *Rosæ* MV. 378.  
*ochraceum* Bon. MS. 207. V. *Uredo*  
*Agrimoniæ*.  
*Petasitidis* (DC.) DBy. FV.v. 168.  
   MV. 112. M. 11.  
*Rhinanthacearum* (DC.) Fr. MS. 76.  
   M. 10.  
*Symphyti* (DC.) Finkl. MS. 76. V.  
   *Uredo Symphyti*.  
*Senecionis* (Schum.) Fr. MS. 76.  
   (Rabh.) 207. MV. 428.  
*Sonchi* (Schum.) Lév. MS. 76.  
*Senecionum* (Rabh.) Finkl. M. 1. 10.  
*Tussilaginis* (Pers.) Lév. MS. 76.  
   MV. 111.

- Colpoma* Wallr. (Pyren.)  
*quercinum* (Pers.) Wallr. MS. 157.  
 MV. 259.  
 stat. ascoph. MV. 717.
- Comatricha* Preuss. (Myxom.)  
*Friesiana* de By. FV. iv. 39.  
*Persooni* Rost. FV. iv. 39.  
*physaroides* (A. S.) Sacc. M. 72.  
*typhoides* (Bull.) Rost. FV. iv. 39.  
 MV. 961. V. C. typhina.  
*typhina* (Batsh.) Rost. M. 516.
- Coniophora* Pers. p. p. (Hymen.)  
*puteana* (Schum) Fr. Summa. M.  
 502. FV. v. 165. MV. 799. (Cortici-  
 um put.).  
*arida* Fr. Summa M. 5. (Corticium).
- Coniothecium* Cda. (Hyphom.)  
*atrum* Cda. MS. 179.  
*chomatosporum* Cda. FV. v. 194.  
*complanatum* (Nees) Sacc. M. 537.  
*Epidermidis* Cda. FV. v. 194. M. 537.  
*effusum* Cda. M. 264-537. MV. 1093.  
*phyllophilum* Dmz. M. 537.  
*Questieri* Dmz. FV. v. 211.
- Coniothyrium* Cda, Fckl. (Sphaerops.)  
*Aucubæ* Sacc. FV. iv. 4. FV. v. 200.  
*anserinum* Sacc. MS. 520.  
*arundinaceum* Sacc. M. 203.  
*australe* Sacc. M. 206.  
*concentricum* (Desm.) Sacc. FV. v.  
 199. M. 204. MV. 354.  
*conoideum* Sacc. M. 203.  
*cruciatum* Fckl. M. 205.  
*cæspitosum* Sacc. M. 206.  
*epimyces* S. et S. M. 206.  
*Fuckelii* Sacc. FV. v. 200. M. 207.  
 f. *Berberidis vulgaris* MV. 1030.  
 f. *Tecomæ rad.* MV. 1212.  
*fœdans* Sacc. M. 95. FI. 95.  
*glomerulatum* Sacc. MS. 520.  
*Hederæ* (Dmz.) Sacc. M. 204-520.  
*incrustans* Sacc. FV. iv. 14. FV. v. 200.  
*insitivum* Sacc. M. 206.  
*myriocarpum* (Fr.) Sacc. MS. 109.  
 (Sphæria).  
*olivaceum* Bon. MS. 191. M. 204-520.  
*Parietaræ* S. et S. M. 204.  
*Platani* Sacc. M. 206.  
*scapisedum* S. et S. M. 204.  
*Saponariæ* S. et S. M. 204.  
*vagabundum* Sacc. FV. v. 200.
- Cookella* Sacc. (Pyren.)  
*microscopica* Sacc. M. 407. FI. 397.
- Coprinus* Pers., Fr. (Hymen.)  
*atramentarius* (Bull.) MS. 34.  
*comatus* (Pers.) MS. 34.  
*Digitalis* (Batsch.) Fr. MS. 34.  
*ephemerus* Fr. MS. 35.  
*fimetarius* (L.) Fr. MS. 34.  
 var. *cinereus* Schäff. MS. 34.  
*frustulorum* Sacc. MS. 35.  
*micaceus* (Bull.) Fr. MS. 34.  
 var. *truncorum* (Schäff.) MS. 34.  
*niveus* (Pers.) Fr. MS. 34.  
*ovatus* (Schäff.) Fr. MS. 34.  
*micaceus* (Bull.) Fr. MS. 34.  
*plicatilis* Curt. Fr. MS. 35.  
*tomentosus* (Bull.) Fr. MS. 34.
- Cordyceps* Fr. (Pyren.)  
 † *acicularis* Bk. M. 321.  
 † *armeniaca* Bk. M. 322.  
 † *Barnesii* Thw. M. 320.  
 † *bicephala* Bk. M. 320.  
 † *carolinensis* Rav. M. 322.  
 † *caloceroides* B. et C. M. 321.  
 † *coccigena* Tul. M. 320.  
 † *curculionum* Tul. M. 320.  
 † *cinerea* B. et C. M. 320.  
 † *cæspitosa* Tul. M. 320.  
 † *capitata* (Holmsk.) Lk. M. 319.  
 † *dipterigena* B. et Br. M. 321.  
 † *entomorrhiza* (Diks.) Fr. M. 320.  
 † *falcata* Bk. M. 321.  
 † *flavella* B. et C. M. 321.  
 † *fuliginosa* Ces. M. 319.  
 † *Gunnii* Pk. M. 319.  
 † *gracilis* (Grev.) Dur. M. 320.  
 † *Hügelii* Cda. M. 320.  
 † *Humberti* Rab. M. 320.  
 † *militaris* (L.) Link. M. 319. MS.  
 125 (Torrubia).  
 † *myrmecophila* Ces. M. 319.  
 † *Miquelii* Tul. M. 320.  
 † *Melolonthæ* Tul. M. 320.  
 † *Montagnei* B. et C. M. 321.  
 † *ophioglossoides* (Schmid.) Link.  
 M. 319.  
 † *palustris* Bk. M. 322.  
 † *pistillariæformis* P. et Br. M. 322.  
 † *Ravenelii* Bk. M. 322.  
 † *racemosa* Bk. M. 321.  
 † *Robertsii* Hook. M. 321.  
 † *Sinensis* Pers. M. 320.  
 † *sobolifera* (Hill.) Berh. M. 321.  
 † *Sphingum* B. et C. M. 321.  
 † *sphecocephala* (Kl.) B. et C. M.  
 321.  
 † *Sinclairi* Bk. M. 322.  
 † *stylophora* Bk. M. 322.  
 † *Tayloris* Bk. M. 320.

- † unilateralis Tul. M. 320.  
 † Wallaysii West. M. 321.
- Coremium Lk. (Hyphom.)  
 vulgare Cda. MS. 183.
- Corethrospis Cda. (Hyphom.)  
 pulchra Sacc. M. 83. FI. 46.
- Coronophora Fekl. (Pyren.)  
 gregaria (Lib.) Fekl. FV.iv. 21.
- Corticium Pers. Fr. (Hymen.)  
 aridum Fr. M. 5. V. Coniophora.  
 cœruleum (Schrard.) Fr. MS. 64.  
 MV. 106.  
 caecum Fr. MS. 64.  
 comedens Nees MS. 64. M. 502.  
 cinereum Fr. M. 502.  
 v. lilacinum FV.v. 165. MV. 506.  
 V. Ster. purp. var.  
 v. resupinatum FV.v. 165. MV.  
 405. V. Ster. Boltoni.  
 v. reflexum FV.v. 165. MV. 404.  
 V. Ster. Boltoni.  
 cellare (Pers.) Sacc. M. 6. MV. 1112.  
 V. Coniophora.  
 evolvens Fr. MS. 63. MV. 33. (II. ed.).  
 v. cupulare. MS. 63.  
 epiphyllum (Pers.) Sacc. M. 6.  
 v. candidum M. 6.  
 granulatum (Bon.) Sacc. FV.v. 165.  
 MV. 408.  
 incarnatum (Pers.) Fr. MS. 64. M.  
 240-502. MV. 403.  
 f. Platani MV. 1110.  
 lacteum Fr. MS. 63. M. 502.  
 f. corticola MV. 798.  
 l. lignicola MV. 797.  
 Michelianum (Cald.) Fr. FV.v. 165.  
 ochroleucum Fr. MS. 63.  
 polygonium (Pers.) Fr. MS. 64. M.  
 502.  
 f. Robiniæ MV. 407.  
 f. Carpini MV. 1111.  
 puteanum (Schum.) Fr. FV.v. 165.  
 M. 5. MV. 799. V. Coniopho-  
 ra puteana.  
 quercinum (Pers.) Fr. MS. 64. MV.  
 402. M. 502.  
 roseum Pers. M. 6-502. MV. 800.  
 Sambuci (Pers.) Fr. MS. 64.
- Cortinarius Fr. (Hymen.)  
 (Inoloma) albo-violaceus (Pers.) Fr.  
 MS. 36.  
 (Hydrocybe) armeniacus (Schäff.) Fr.  
 MS. 37.
- (Phlegmacium) balteatus Fr. MS. 35.  
 (Phlegmacium) callochrous (Pers.)  
 Fr. MS. 36.  
 (Dermocybe) camurus Fr. MS. 37.  
 (Dermocybe) cinnamomeus (L.) Fr.  
 MS. 37.  
 (Dermocybe) ochroleucus (Schäff.)  
 Fr. MS. 37.  
 (Dermocybe) sanguineus (Jacq.) Fr.  
 MS. 38.  
 var. semisanguineus MS. 37.  
 var. croceus MS. 37.  
 (Hydrocybe) castaneus (Bull.) Fr.  
 MS. 37.  
 (Myxaciium) collinitus (Sow.) Fr. MS.  
 36.  
 (Phlegmacium) fulgens (AS.) Fr. MS.  
 36.  
 (Phlegmacium) fulmineus Fr. M. 12.  
 (Phlegmacium) glaucus (Schäff.) Fr.  
 MS. 36.  
 (Telamonia) iliopodius (Bull.) Fr.  
 MS. 37.  
 (Hydrocybe) leucopus (Bull.) Fr. MS.  
 37.  
 (Phlegmacium) multiformis Fr. MS  
 36.  
 (Inoloma) traganus Fr. MS. 36.  
 (Inoloma) tofaceus Fr. MS. 36.  
 (Phlegmacium) varius (Schäff.) Fr.  
 MS. 35.
- Coryne Tul. (Discom.)  
 sarcoides (Pers em.) Fr. MS. 162.  
 urnalis (Nyl.) Sacc. FV.iv. 31. MV.  
 954.
- Coryneum Nees (Melanc.)  
 compactum B. et Br. FV.v. 198.  
 intermedium Sacc. M. 91. FI. 81.  
 macrosporum Bk. M. 247.  
 microstictum MS. 190. MV. 304. M. 533.  
 pestalozzioides Sacc. M. 91. FI. 82.  
 Tecomæ Sacc. MS. 190.
- Craterellus Pers., Fr. (Hymen.)  
 cornucopioides (L) Pers. MS. 61.  
 MV. 830.  
 var. crispus MS. 61.  
 clavatus (Pers.) Fr. MS. 61.  
 lutescens (Pers.) Fr. MS. 61. M. 548.  
 var. crocatus. MS. 61.  
 sinuosus Fr. MS. 61. MV. 813.
- Craterium Trent. (Myxom.)  
 leucocephalum Pers. FV.iv. 40.  
 minutum (Leers.) Fr. FV.v. 185.  
 MV. 498. M. 516.

- f. *foliicola*. MV. 499.
- Cribraria* Schrad. (Myxom.)  
*vulgaris* Schrad. MS. 172.  
*tenella* Schrad. MS. 172.
- Cronartium* Fr. (Hypod.)  
*asclepiadeum* Fr. MS. 208. MV. 393.  
*Pæoniæ* Cast M. 11. MV. 878.
- Crouania* Fr. (Disc.)  
*humosa* Fuck. MS. 166. V. *Peziza*.  
*violascens* (Cke) M. 444. V. *Peziza*.  
*miniata* (DNtrs) Fckl. M. 430. V.  
*Peziza* *Crouani*.  
*Constellatio* (Cke) S. M. 71. V. *Peziza*.
- Crucibulum* Tul. (Nidul.)  
*vulgare* Tul. MS. 72. MV. 38.
- Cryptococcus* Ktz. (Hyph. Schizom.)  
*major* Ktz. MS. 175.  
*mollis* Ktz. MS. 175.
- Cryptodiscus* Cda. (Discom.)  
*atrovirens* (Fr.) Cda M. 254. MV.  
 1199.  
*major* Sacc. M. 62. et 98. FI. 120.
- Cryptosphæria* Grev. Nke (Pyren.)  
*mille-punctata* Grev. MS. 127. (Val-  
 sa).
- Cryptospora* Tul. p. p., k. (Pyren.)  
*corylina* (Tul.) Fuck. MS. 127. MV.  
 930. FI. 468.  
*salicella* Fuck. MS. 135. V. *Diapor-  
 the* *salicella*.  
*suffusa* (Fr.) Tul. MS. 126. FI. 467.
- Cryptosporella* Sacc. (Pyren.)  
*aurea* (Fckl.) Sacc. M. 369. FI. 425.  
*hypodermia* (Fr.) Sacc. M. 369. FI.  
 469.  
*populina* (Fckl.) S. M. 506.  
*Veneta* Sacc. M. 31. M. 100. FI.  
 157.
- Cryptosporium* Kze  
*Neesii* Cda MS. 126.
- Cryptovalsa* C. DNtrs (Pyren.)  
*arundinacea* Sacc. FV. iv. 17. M.  
 100. FI. 159. MV. 210.  
*ampelina* (Nke) Fuck. MS. 211.  
*extorris* Sacc. FV. iv. 17. M. 100.  
 FI. 160.  
*Mori* Nke MS. 134.
- Nitschkei* Fuckl. M. 22. 505. MS.  
 134.  
 f. *Carpini* MV. 209.  
 f. *Salicis* MV. 1187.  
*protracta* (Pers.) DNtrs. MS. 134.  
 MV. 208.  
*Rabenhorstii* (Nke) Sacc. MS. 135.  
 M. 21.
- Cucurbitaria* Gay (Pyren.)  
*Berberidis* (Pers.) Gray. MS. 121.  
 MV. 94. FI. 535.  
*Broussonetiae* Sacc. MS. 118. V.  
*Thyridaria* *incrustans*.  
*Coryli* (Fukl.) Sacc. MS. 118. V. *Ot-  
 thia* *Coryli*.  
*Carpini* Sacc. MS. 119. FI. 534.  
*castanea* Sacc. MS. 120. FI. 530.  
*\*moricola* FI. 531. M. 495.  
*Coronillæ* (Fr. ut var.) Sacc. FV. v.  
 178. MV. 164. FI. 523.  
*Dulcamaræ* (Kze et Schm) Fr. MS.  
 121.  
*elongata* (Fr.) Grev. MS. 120. MV.  
 95. FI. 529.  
*Gleditschiæ* (Schw.) Ces. DNtrs.  
 MS. 122. FI. 526.  
*Laburni* (Pers.) Fr. MS. 121. MV. 924.  
*protracta* (Nees.) Fuck. MS. 119.  
 FI. 524.  
*pithyophila* (Schv.) DNtrs. FI. 522.  
*Quercus* (Fckl.) Sacc. MS. 113. FI.  
 538. V. *Oththia*.  
*Ribis* (Tode) Sacc. MS. 210. FI. 528.  
*Rosæ* Wint. M. 408. FI. 405.  
*rufo-fusca* (Fr.) C. DNtrs. FI. 536.  
*Rhamni* (Nees.) Fr. MS. 121. FI.  
 533.  
*salicina* Fuckl. MS. 120. FI. 525.  
*Spartii* (Nees.) C. DNtrs. FI. 532.  
*vagans* Sacc. MS. 122. V. *Thyri-  
 dium* *vestitum*.
- Cyathicula* DNtrs (Discom.)  
*coronata* (Bull.) DNtrs MS. 165.  
*echinophila* (Bull.) Sacc. MS. 165.  
 f. *Ciboria* *echinophila*.  
*vulgaris* DNtrs MS. 164.
- Cyathus* Pers. (Nidul.)  
*striatus* (Huds.) Hoffm. MS. 72. MV.  
 39. M. 549.  
*vernicosus* (Bull.) DC. MS. 73. MV.  
 109.
- Cylindrium* Bon. (Hyphom.)  
*Cordæ* Sacc. FV. v. 186. MV. 358. M.  
 535.



- carneolum* Sacc. M. 81. Fl. 37.  
*elongatum* Bon. MS. 177. MV. 271.  
 M. 535.  
*fungorum* Sacc. MS. 177. V. Cha-  
 lara *fungorum*.  
*heteronemum* Sacc. M. 81. Fl. 36.
- Cylindrosporium* Grev. em. (Melanc.)  
*Heraclei* Oud. FV.v. 187. V. Ramu-  
 laria *Heraclei*.  
*Ficariæ* Berk. M. 533.  
*Myosotis* Sacc. M. 533.  
*Ramunculi* (Bon.) Sacc. M. 540.  
*Valerianæ* Spig. M. 475. V. Ra-  
 mularia *Valerianæ*.
- Cyphella* Fr. (Hymen.)  
*albo-violascens* (A. S.) Karst. M. 502.  
 MS. 161. (Lachnella)  
*Capula* (Holmsk.) Fr. M. 437.  
*griseo-pallida* Weinm. M. 502.  
*muscigena* Fr. MS. 65.  
*musciola* Fr. M. 436.  
*villosa* (Pers.) Karst. MS. 163. (Tri-  
 chop).
- Cystopus* de Bary (Phycom.)  
*Bliiti* (Biv.) de Bary MS. 89.  
 st. oogoniophorus MV. 1333.  
 f. *Amar. Bliiti* MV. 06.  
 f. *Amar. patuli* MV. 888.  
*candidus* (Pers.) de Bary MS. 88.  
 MV. 454.  
 f. *Armoraciæ rusticæ* MV. 142.  
 f. *Brassicæ Napi* MV. 887.  
 f. *Capsellæ* MV. 492. M. 550.  
 f. *Nasturtii sylv.* MV. 493.  
*cubicus* (Str.) de Bary MS. 89. MV.  
 455.  
 f. *Centaur. Scab.* MV. 1114.  
 f. *Carpesii* MV. 1115.  
*Capparidis* de Bary. M. 12. MV. 1397.  
*Portulacæ* (DC.) de Bary. MS. 89.  
 M. 242. MV. 143.  
 st. oogoniophorus MV. 1117.  
*spinulosus* de Bary. MS. 89. MV. 1116.
- Cytispora* Ehrbg. (Sphærops.)  
*Ailanthi* Sacc. MV. 737.  
*ambiens* (Pers.) Fr. M. 519.  
*cerviculata* Sacc. FV.iv. 16.  
*chrysosperma* Fr. MS. 132.  
*Corni* Westd. MS. 133.  
*castanea* S. M. 519.  
*chrysosperma* Fr. MV. 762.  
*carphosperma* Fr.  
 f. *Hippophæos rhamnoidis* MV.  
 1393.
- ceratophora* Tul. M. 519.  
*fugax* Fr. MV. 748.  
*Fuckelii* Nke M. 519.  
*heteracantha* Sacc. FV.iv. 15.  
*leucosperma* Fr. MS. 125.  
*ludibunda* Sacc. M. 519.  
 f. *Robiniæ Pseudac.* MV. 940.  
*Laurocerasi* Fekl. MV. 761. M. 519.  
*nivea* Fuck. MS. 134. MV. 763.  
*ocellata* Fek. M. 519.  
*pruinosa* Fr. M. 519.  
*quercina* West M. 261. MV. 931.  
*rubescens* Fr. MS. 131.  
*salicina* Rabh. MS. 132. MV. 760.  
 M. 519.  
*stenopora* Sacc. MV. 751.  
*Tiliæ* S. M. 519.
- D**
- Dacrymyces* Nees (Hymen.)  
*deliquescentis* (Bull.) Duby. MS. 69.  
*pallens* Fic. MS. 69.  
*stillatus* Nees FV.v. 166. MV. 107.
- Dactylium* Nees (Hyphom.)  
*dendroides* Fr. FV.v. 196.  
*macrosporium* (Ditm.) Fr. FV.v. 196.
- Dædalea* Pers. (Hymen.)  
*cinerea* Fr. MS. 55.  
*quercina* (L) Pers. MS. 55. MV. 23.  
 var. *effusa* MS. 55. MV. 24.  
 var. *resupinata* MS. 55. MV. 25.  
*unicolor* (Sew.) Fr. MS. 55. FV.v.  
 164. MV. 26. M. 501.  
 var. *resupinata* FV.v. 164. MV. 27.
- Daldinia* C. DNtrs (Pyren.)  
*concentrica* (Bolt.) Ces. et DNtrs  
 MS. 153. MV. 697. Fl. 565.
- Darluca* Cast. (Sphærops.)  
*Filum* Cast. MS. 192.  
 f. *Melampсорæ guttatæ* MV. 521.  
 f. *Melampсорæ Tremulæ* MV. 520.  
 f. *Uromycetis Junci* MV. 519.
- Dasyscypha* Fekl. (Discom.)  
*bicolor* (Bull.) Fkl. MV. 473.  
*calycina* (Schum) Fuck. MS. 164.  
*cerinea* (Pers.) Fuck. MS. 164. MV.  
 958. M. 515.  
*virginea* (Batsch) Fuck. MS. 164. MV.  
 730. M. 515.  
 \**testacea* Sacc. M. 66.
- Delitschia* Awd. (Pyren.)

- Winteri Plowr. M. 229. F. 621.
- Dematium Pers. Lk. (Hyphom.?)  
Aluta Lk. MS. 204.
- Dendrodochium Bon. (Hyphom.)  
aurantiacum Bon. M. 534.
- Dendryphium Wallr. (Hyphom.)  
comosum Wallr. MS. 103. M. 538.  
curtum Bk. M. 538.  
nodulosum Sacc. M. 81. Fl. 38.  
ramosum Cooke FV.v. 191. M. 538.  
toruloides (Fres. sub Periconia) Sacc.  
FV.v. 191.
- Depazea Fr. (Sphærops.)  
æsculina Fr. MS. 193. V. Phyllosticta  
æsculicola.  
areolata Fekl. MS. 192. V. Phyllosticta  
rubicola.  
balloticola Fr. MS. 193 (sterilis visa).  
beticola DC. MS. 193. V. Septoria  
Betæ.  
brassicicola Fr. MS. 193. V. Phyllosticta  
Brassicæ.  
buxicola Fr. MS. 193. V. Ascochyta  
limbalis.  
Caprifolii Opiz. MS. 193. V. Phyllosticta  
Caprifolii.  
fagicola Fr. MS. 193. (sterilis visa).  
geicola Fr. MS. 192. V. Septoria Gei.  
juglandina Fr. MS. 193. V. Phyllosticta  
juglandina.  
malvicola Fr. MS. 193. V. Ascochyta  
malvicola.  
Ænotheræ Lasch. MS. 192. V. Septoria  
Ænotheræ.  
populina Fuck. MS. 193. V. Phyllosticta  
populina.  
prunicola Opiz. MS. 193. V. Phyllosticta  
prunicola.  
rhamnocola Lasch. MS. 192. V. Phyllosticta  
rhamnigena.  
ribicola Fr. MS. 192. V. Phyllosticta  
Grossulariæ.  
salicicola Rabh. M. 95. V. Septoria  
salicicola.  
syringicola Lasch. MS. 192. V. Phyllosticta  
Syringæ.  
succisicola Opiz. MS. 193. V. Septoria  
scabiosicola.  
tremulicola (DC.) Fr. MS. 95-193 (sterilis  
visa).  
vagans Fr. MS. 192. V. Septoria  
heterochroa.  
Vincetoxicici Schub. MS. 194. V. Septoria  
Vincetoxicici.
- Vincæ Fuck. MS. 193. V. Phoma  
Vincæ.
- Dermatea Fr. (Discom.)  
furfuracea Fr. Fuck. FV.iv. 29.  
stegioides Speg. MV. 471.
- Diaporthe Nke. (Pyren.)
1. Euporthe Nke.  
adunca (Dsmz.) Niessl. FV.iv. 12.  
Aucubæ Sacc. M. 390-508.  
abdita S. et S. M. 391.  
Americana Speg. M. 457.  
Arctii (Lasch.) Nke. MS. 211. M. 388.  
v. Lapparum M. 388.  
v. Centauræ Scabiosæ M. 388.  
australis Sacc. M. 29.  
brachyceras FV.iv. 11.  
Berkeleyi Nke FV.iv. 12.  
f. Ferulaginis MV. 1345. M. 546.  
cryptica Nke MS. 141.  
crassicolis Nke. MS. 211.  
castrensis S. et S. M. 388.  
cultura S. et S. M. 389.  
demissa Sacc. FV.iv. 9.  
Dulcamaræ Nke. FV.iv. 12. MV. 773.  
Desmazierii Niessl. FV.iv. 12. MV.  
1262.  
extorris Sacc. M. 30.  
Eres Nke. FV.iv. 12.  
Euphorbiæ Cooke FV.iv. 12.  
fasciculata Nke. MS. 140.  
f. Meliloti offic. MV. 666.  
forabilis Nke. MS. 141.  
gloriosa S. et S. M. 390. MV. 1344.  
intermedia Sacc. FV.iv. 9.  
inquilina (Wallr.) Nke M. 388.  
indica S. et S. M. 391.  
Japonica Sacc. FV.iv. 11.  
meridionalis Sacc. M. 387.  
minusecula S. et S. M. 387.  
muralis Sp. M. 458.  
Malbranchei S. M. 509.  
nigricolor Nke MS. 141. MV. 215.  
Neapolitana Sacc. M. 389.  
orthoceras (Fr.) Nke MS. 142.  
f. Eupatorii cannab. MV. 667.  
f. Helianthi annui MV. 216.  
obsoleta Sacc. FV.iv. 10.  
orientalis S. et S. M. 391.  
occulta (Fekl.) Nke M. 458.  
pulla Nke MS. 140. MV. 217. M. 508.  
protracta Nke MS. 141.  
perexigua Sacc. FV.iv. 10.  
petiolorum S. et S. M. 388.  
pratensis S. et S. M. 389.  
simulans Sacc. FV.iv. 11.

- sordida* Nke FV.iv. 12.  
*semimmersa* Nke FV.iv. 12.  
*spiculosa* (A. S.) Nke FV.iv. 12. M. 508.  
*scandens* S. et S. M. 389.  
*Tulasnei* Nke MS. 142. M. 390.  
*viticola* Nke FV.iv. 12.  
*Valerianæ* Fuck. FV.iv. 12.
2. *Sclerostroma* Nke.  
*Ailanthi* Sacc. MS. 137.  
*affinis* Sacc. M. 28.  
*castanea* Sacc. MS. 136. MV. 220. M. 507.  
*Carpini* (Pers.) Fekl. MS. 137. MV. 665. FV.v. 211.  
*conjuncta* (Nees.) Fuck. MS. 137. MV. 223. FV.v. 211.  
*Cratægi* Nke M. 441. MV. 1346. M. 508.  
*decipiens* Sacc. FV.iv. 6. MV. 668.  
*detrusa* (Fr.) Fekl. FV.iv. 12. MV. 213.  
*fibrosa* (Fr.) Nke MS. 136. MV. 211.  
*Hystrix* (Tode, Fuck?) Sacc. FV.iv. 6.  
*Hystricula* S. et S. M. 392.  
*Kunzeana* Sacc. FV.v. 180.  
*leiphæma* (Fr.) Sacc. MS. 135. MV. 222. M. 508.  
*Niesslii* Sacc. M. 391.  
*oncostoma* (Dub.) Fuckl. MS. 136.  
   *f. Pseudacaciæ junior* MV. 218.  
     *provecta* MV. 661.  
     *senescens* MV. 662.  
     *stat. spermog.* MV. 663.  
   *f. Robiniæ inermis* MV. 219.  
*salicella* (Fr.) Sacc. MS. 135. MV. 221. M. 508.  
*Salicis* Nke MS. 135. V. D. *salicella*.  
*sulfurea* Fekl. FV.iv. 12. M. 28.  
*thelebola* (Fr.) Sacc. FV.iv. 12. MV. 224.  
   *f. Alni incanæ* MV. 772.  
*Taleola* (Fr.) Sacc. FV.iv. 12.  
*Tessera* (Fr.) Fekl. FV.v. 180. MV. 664.
3. *Tetrastagon* Nke.  
*alnea* Fuck. MS. 211.  
*ambigua* Nke FV.v. 181.  
*aggerum* S. et S. M. 387.  
*Beckhausii* Nke FV.iv. 12. MV. 212.  
*Cerasi* Fuck. MS. 138.  
*cinerascens* Sacc. FV.iv. 8.  
*compressa* Sacc. FV.iv. 8.  
*Coronillæ* (Dmz.) Sacc. FV.iv. 13. FV.v. 181. M. 508.  
*circumscripta* Otth. M. 29. 508.
- Coneglanensis* Sacc. M. 29.  
*Corni* Fekl. M. 29.  
*Castaneti* Nke M. 249. MV. 1263.  
*dubia* Nke. M. 383.  
*insularis* Nke Sacc. FV.iv. 12.  
*inæqualis* (Cnrr.) Nke MS. 140.  
*insignis* Fekl. M. 384.  
*juglandina* (Fekl.) Nke FV.iv. 12.  
*Landeghemii* (West.) Nke MS. 139.  
*Laschii* Nke MS. 211.  
*ligulata* Nke M. 508.  
*maculosa* S. et S. M. 383.  
*mazzantioides* S. et S. M. 385.  
*Mahoniæ* Sp. M. 457.  
*mendax* Sacc. FV.iv. 9.  
*nodosa* Fekl. FV.iv. 12.  
*nobilis* S. et S. M. 386.  
*obscurans* Sacc. FV.iv. 7.  
*occidentalis* S. et S. M. 384.  
*oblita* S. et S. M. 386.  
*Ophites* Sacc. FV.iv. 13. MV. 214.  
*pithya* Sacc. FV.iv. 7.  
*revellens* Nke MS. 138.  
*resecans* Nke MS. 138. MV. 935. M. 508.  
*rostellata* (Fr.) Nke MS. 139. M. 386.  
*rudis* (Fr.) Nke MS. 140.  
*retecta* Fekl. et Nke MS. 211.  
*Ryckholtii* (West.) Nke MS. 211.  
*Sophoræ* Sacc. M. 384.  
*spina* Fekl. M. 384.  
*spissa* S. et S. M. 385.  
*sarmenticia* Sacc. M. 386.  
*seposita* Sacc. FV.iv. 7.  
*Veneta* S. et S. M. 383.  
*Zaviana* Sacc. MS. 139.
- Diatrype* Fr., DNtrs. (Pyren.)  
*bullata* (Hoffm.) Fr. MS. 150. FI. 463.  
*Bérengeriana* DNtrs. MS. 151. MV. 247. (Conid.) MV. 246. (ascoph.)  
*disciformis* (Hoffm.) Fr. MS. 150. MV. 249. FI. 462.  
*stigma* (Hoffm.) Fr. MS. 150. MV. 248. FI. 464. M. 505.  
   *f. Castanæ* MV. 944.  
   *f. Carpini Betuli* MV. 943.
- Diatrypella* C. DNtrs (Pyren.)  
*aspera* (Fr.) Nke FI. 461. M. 492.  
*favacea* (Fr.) DNtrs. MS. 151. MV. 945. FI. 460.  
*quercina* (Pers.) Nke MS. 151. FI. 457. M. 506.  
*Toccianæ* DNtrs. M. 506.  
*verruciformis* (Ehrh.) Nke MS. 151. M. 23. FI. 458. M. 506.  
   *f. Mori albæ* MV. 251.



- f. *Rhamni cathartici* MV. 669.  
 f. *Salicis vitellinae* MV. 250.  
*Spegazziniana* Sacc. M. 23. MV. 771.  
 FI. 459.
- Dichæna* Fr. (Pyren.)  
*quercina* (Pers.) Fr. MV. 718. M.  
 514. 551. MS. 203. (Psilospora,  
*stylosporea*).  
*faginea* (Pers.) Fr. MS. 203 (Psilo-  
 spora, *stylosporea*).
- Dicocceum* Cda (Hyphom.)  
*inquinans* Sacc. M. 264. MV. 1254.
- Dictyosporium* Cda (Hyphom.)  
*elegans* Cda FV.v. 193.
- Diderma* Pers. (Myxom.)  
*globosum* Pers. MS. 173.  
*stellare* (Schrad.) Pers. MS. 173.
- Didymella* S. V. *Didymosphæria*
- Didymium* Schrad. (Myxom.)  
*complanatum* Fr. MS. 174.  
*cinereum* (Pers.) Fr. MS. 174.  
*confluens* Pers. FV.iv. 40.  
*congestum* B. et Br. FV.iv. 40. MV.  
 269.  
*farinaceum* Schrad. FV.iv. 40.  
*hemisphærium* (Bull.) Fr. MS. 173.  
*herbarum* Fr. MS. 174.  
*lobatum* Nees MS. 174.  
*Serpula* Fr. M. 546.  
*squamulosum* (A. S.) Fr. MS. 174.  
 var. *leucopus* FV.iv. 40.
- Didymosphæria* Fckl. (Pyren.)
- Sect. 1. *Genuinæ phæosporæ*.  
*anaxæa* Sacc. FV. 325. M. 98. FI.  
 134.  
*conoidea* Niessl. M. 33. FI. 208.  
*diplospora* (Cke) Sacc. M. 375. FI.  
 372.  
*Epidermidis* (Fr.) Fckl. FV.ii. 323.  
*Galiorum* (Rob.?) Fckl. FV.ii. 324.  
*nitidula* Sacc. FV.ii. 324. M. 30.  
 98. FI. 132.  
*pulchella* S. et S. M. 375.  
*socialis* Sacc. FV.ii. 324. M. 30. 98.  
 FI. 133.  
 \**nobilis* M. 32.
- Sect. 2. *Didymella* Sacc.  
*Cadubriæ* Sacc. FV.ii. 324. M. 331.  
 FI. 207.
- cladophila* Niessl. M. 246. MV. 1161.  
 FI. 368.  
*culmigena* Sacc. M. 377. FI. 369.  
*effusa* Niessl. M. 246. MV. 1267.  
 FI. 370.  
*exigua* Niessl. M. 376. FI. 371.  
 \**nemoralis* S. et S. M. 376.  
*Fuckeliana* (Pass.) Sacc. M. 440. FI.  
 435.
- Dimerosporium*. Fckl. (Pyren.)  
*pulchrum* Sacc. FV.ii. 299. FV. 210.  
 M. 98. FI. 126. 227.  
 f. *Corni sang.* MV. 154. (Apiosp.)  
 f. *Ligustri vulg.* MV. 153. (Apiosp.)
- Dinemasporium* Lév. (Discom. spur.)  
*decipiens* (DNtrs.) Sacc. FV.v. 211.  
 MV. 529. MS. 189.  
*Graminum* Lév. FV.v. 211. MV. 530.  
*hispidulum* (Schrad.) Sacc. FV.v.  
 211. MS. 189.  
 f. *Castanæa vesca* MV. 527.  
 f. *Quercus peduncul.* MV. 528.  
*rhodophæum* Sp. M. 480.  
*strigosum* (Fr.) Sacc. MS. 189.
- Diplocladium* Bon. (Hyphom.)  
*minus* Bon. FV.v. 196.
- Diplodia* Fr. (Sphærops.)  
*Aceris* Fuck. MS. 119.  
*Aesculi* Lév. MS. 201. MV. 1398. M.  
 486.  
*Amelanchieris* Sacc. M. 518.  
*arundinacea* Dur.(?) MS. 202.  
*Aucubæ* FV.iv. 4. FV.v. 209.  
*Alni* Fuckl. M. 255. MV. 1024.  
*atrata* (Dmz.) Sacc. M. 256. MV.  
 1204.  
*ailanthina* Speg. M. 484.  
*Althææ* Speg. M. 485.  
*Buxi* Fr. FV.v. 209. MV. 504. M. 518.  
*buxicola* Sacc. M. 518.  
*Cytisi* Awd. MS. 121.  
*Cratægi* Fuck. MS. 201.  
*Coryli* Fuck. MS. 201. MV. 334. M.  
 517.  
*conigena* Desm. MS. 202. MV. 348.  
*Clematidis* Sacc. M. 518.  
*Citri* Sacc. FV.v. 207. MV. 332.  
*cyanogena* Sp. Ampel. N. 27.  
*castanea* Sacc. M. 255. MV. 1028.  
*caricina* Sacc. M. 256. MV. 1206.  
*Corechori* (Dmz.) Kx. M. 256. MV.  
 1295.  
*Calycanthi* (Schw.) Sp. M. 485.  
*Catalpæ* Sp. M. 486.



- Dulcamaræ Fuck. MS. 121.  
 Dianthi Ces (?) MS. 202.  
 Frangulæ Fuck. MS. 121. MV. 344.  
 Fraxini Fr. MS. 201. M. 517.  
   f. Orni MV. 510.  
 Evonymi Fekl. MS. 201. MV. 1029.  
   Fl.v. 209.  
 Farnesiana Sacc. FV.v. 208. MV.  
   350.  
 Gleditschiæ FV.v. 208. MV. 335. M.  
   518.  
 herbarum LéV. MS. 203. M. 517. MS.  
   203. (Sphæropsis caulicola).  
 Hederæ Fuck. MS. 202.  
 Ilicis Fr. FV.v. 209. MV. 346.  
 Juglandis Fr. MS. 201. MV. 341.  
 imperialis Sacc. M. 96. FI. 98.  
 incurstans FV.iv. 14. FV.v. 209.  
 Jasmini West. FV.v. 208. MV. 337.  
 Julibrissin Speg. M. 484.  
 Lantanæ Fuck. MS. 201.  
 Loniceræ Fuck. FV.v. 208. MV. 333.  
 laurina Sacc. FV.v. 209. MV. 508.  
 Lilacis West. MV. 503. M. 517.  
 Lagerstrœmiæ Speg. M. 485.  
 Mori Berk. MS. 201. MV. 340.  
 melæna LéV. MS. 201. MV. 502.  
 mamillana Fr. MS. 201. MV. 330.  
 Mamma Fekl. MS. 202.  
 Malorum Fekl. MS. 202.  
 Magnoliæ West. FV.v. 210.  
 microspora Sacc. M. 96. FI. 99. M.  
   517.  
 Mahoniæ Sacc. MV. 1402.  
 mutila (Fr.) Mtgn. MV. 339.  
 Macluræ Speg. M. 484.  
 Nerii Speg. M. 486.  
 Oleandri Speg. M. 486.  
 Pruni Fuck. MS. 200.  
 Pseudo-diplodia Fuck. MS. 201. MV.  
   329.  
 populina Fuck. MS. 202.  
 paupercula B. et Br. FV.v. 208. MV.  
   349.  
 profusa DNtrs. FV.v. 208. MV. 507.  
 Paliuri Becc. M. 255. MV. 1023.  
 pinea (Dmz.) Kx. M. 256—355. MV.  
   1205.  
 Photiniæ Sp. M. 485.  
 Quercus Fekl. MS. 118.  
 Rubi Fr. MS. 202. MV. 1025. M. 257.  
 Ribis Sacc. M. 518.  
 rudis Kz. FV.v. 207. MV. 331.  
 ramulicola Desma. FV.v. 209. MV.  
   345.  
   f. corticola MV. 511.  
 Rhois Sacc. M. 254. MV. 1021.  
 rubicola Sacc. M. 256. MV. 1296.  
 Rosæ Fr. MS. 200.  
   f. multifloræ MV. 501.  
   f. Banksianæ MV. 342.  
 Sorbi Sacc. M. 518.  
 salicina LéV. MS. 120. MV. 343.  
   f. Salicis capreæ MV. 1203.  
 Siliquastri Pass. MS. 200.  
 Syringæ Awd. MS. 201. V. D. Lila-  
   cis.  
 Symphoricarpi Sacc. FV.v. 208. MV.  
   336.  
 sapinea (Fr.) Sckl. FV.v. 208.  
   f. Abiet. excel. MV. 506.  
   f. ramicola MV. 1026.  
 sycina Mntg. FV.v. 209. MV. 509.  
 subtecta Fr. FV.v. 209.  
 sarmentorum (Fr.) Dmz. M. 255. MV.  
   1022.  
 smilacina Berk. M. 255.  
   f. Smilacis Alpini MV. 1027.  
 syriaca Sacc. M. 255. MV. 1202.  
 samararum Sacc. MV. 1396.  
 Sophoræ Sp. M. 485.  
 tephrostoma LéV. FV.v. 208. MV.  
   338.  
 Tamaricis Sacc. M. 518.  
 tecta B. et Br. FV.v. 209. MV. 505.  
 Taxi (Sow.) DNtrs. M. 254. 485. MV.  
   999. (Sphæropsis).  
 Ulicis S. et S. M. 353. MV. 1294.  
 viticola Desmz. MS. 200. MV. 347.  
 Yuccæ West. MS. 202.  
 Zeæ LéV. MS. 203.  
 Discella B. et Br. (Sphærops.)  
   carbonacea (Fr.) Berk. MS. 135.  
 Discosia Lib. (Sphærops.)  
   Artocreas Fr. FV.v. 199. M. 201.  
   f. Aceris campestris MV. 995.  
   f. Fagi sylvat. MV. 1228. 1403.  
   clypeata DNtrs MS. 100. V. D. Ar-  
   tocreas.  
   Passerinii S. FI. 435. M. 491.  
   quercicola DNtrs FV.v. 199. V. D.  
   Artocreas.  
 Ditopella DNtrs. (Pyren.)  
   fusispora DNtrs. M. 31. M. 331. FI.  
   206.  
   Vizeana S. et S. M. 248. M. 331. FI.  
   205.  
 Dothidea Fr. (Pyren.)  
   alnea Fr. MS. 100. V. Gloeosporium  
   cylindrospermum.  
   Berberidis (Wahlb.) Fr. FV.v. 182.  
   M. 331. FI. 210. MV. 235.

*graminis* Fr.  
 f. *Poarum*. V. *Scirrhia* Pœe.  
*Hippophaëos* (Pass.) Fekl. M. 331.  
 FI. 209.  
*insculpta* Wallr. FV.v. 183. M. 331.  
 FI. 211. MV. 649. MV. 465.  
*lichenicola* Mass. M. 53.  
*Mezerei* Fr. MS. 146. M. 331. FI.  
 213) MV. 647.  
*melanoplaca* Dmz. M. 53.  
*ribesia* (Pers) Fr. FV.v. 182. M. 332.  
 FI. 214. MV. 645. M. 513.  
*Sambuci* (Pers) Fr. FV.v. 182. M.  
 331 e 332. M. 441. MV. 648.  
 f. *Robiniaë Pseudacaciaë* MV. 1355.  
 f. *Loniceraë Caprifolii* MV. 1356.  
 f. *Gleditschiaë Triacanthi* MV.  
 1357.  
 \*D. *moricola* FI. 212. FV.v. 183.  
 \*D. *Venziana* M. 332. FI. 215.  
 FV.v. 182.  
*tetraspora* B. et Br. FV.v. 182. M.  
 332. FI. 216.

## E

*Echinobotryum* Cda. (Hyphom.)  
*atrum* Cda. FV.v. 192.  
*leve* Sacc. M. 82. FI. 39.  
*Ectostroma* Fr. (Sphærops.?)  
*Lauri* (Schleich.) Fr. FV.v. 210. MV.  
 559.  
*Elaphomyces* Nees. (Tuber.)  
*anthracinus* Vitt. M. 416.  
*citrinus* Vitt. M. 469.  
*decipiens* Vitt. M. 416.  
*granulatus* Fr. M. 470.  
*Morettii* Vitt. MV. 469.  
*mutabilis* Vitt. MV. 469.  
 \**immutabilis* Speg. M. 469.  
*Persooni* Vitt. M. 417.  
*variegatus* Vitt. FV. 184. MV. 1390.  
*Eleutheromyces* Fekl. (Pyren.)  
*subulatus* (Tode) Fekl. M. 281.  
*Embolidium* Sacc. (Discom. v. Lichen.)  
*italicum* S. et S. M. 418-544. MV.  
 1389. V. *Calycium parietinum*  
 Nyl.  
*Embolus* DNtrs. (Discom. v. Lichen.)  
*Clavus* S. et S. M. 418.  
*ochreatus* DNtrs. FV. IV. 28. FV. 207.

*Empusa* Cohn. (Phycom.)  
*Muscaë* (Fr.) Cohn. M. 13. MV. 1084.  
*Enchnoa* Nke (Pyren.)  
*infernalis* (Kze) Fuck. MS. 210. FI.  
 470.  
*Enchnosphæria* Fekl. (Pyren.)  
*caput-Medusæ* S. et S. M. 405. FI.  
 395.  
*passicrinis* Sacc. FV. 327. M. 99.  
 FI. 142.  
*Endothia* Fr. (Pyren.)  
*gyrosa* (Schw.) Fuke. MS. 146. M.  
 31. MV.  
 f. *Carpini* (st. sperm.) MV. 670.  
 f. *Castaneaë* MV. 929.  
*radicalis* Fr. MS. 146. V. E. *gy-*  
*rosa*.  
*Enteridium* Ehrb. (Myxom.)  
*olivaceum* Ehrb. M. 434.  
*Entyloma* dBy. (Hypod.)  
*Calendulaë* (Oud.) de Bary. M. 503.  
*crastophilum* Sacc. M. 540.  
*Ranunculi* (Bon.) Schröt. M. 540.  
*Epichloe* Fr. (Pyren.)  
 † *cinerea* B. et Br. M. 322.  
 † *Pulvinulus* B. et Br. M. 322.  
 † *strangulans* (Mtgn.) Sacc. M. 322.  
*typhina* (Pers.) Tul. MS. 125. MV.  
 1168. M. 322. 551.  
*Epicocum* Lk. (Hyphom.)  
*neglectum* Desm. MS. 190.  
 f. *scabrum* MV. 1076.  
 f. *Zeaë* MV. 1075.  
*Menispermis* (Sacc.) Pass. MV. 1241.  
*purpurascens* Ehrh. M. 264.  
 f. *aleurophilum* MV. 1240.  
*versicolor* Rabh. MS. 190.  
*Epochnium* Lk. (Hyphom.)  
*fungorum* Fr. MS. 182. (an *Clado-*  
*sporii* forma?)  
*Eriosphæria* Sacc. (Pyren.)  
*exigua* Sacc. FV. II. 325. M. 99. FI.  
 138.  
*œnotria* S. et S. M. 348. FI. 305.  
*pomiformis* (Pers.) Sacc. M. 33.  
*rariopila* Sacc. FV. II. 326. V. E. *po-*  
*miformis*.

- Erineum* Pers. (\*)  
 alneum Pers. MS. 205.  
 acerinum Pers. MS. 206.  
 alnigenum Kze MS. 206.  
 dryinum Schlechtd MS. 205.  
 fagineum Pers. MS. 205  
 ilicinum DC. MS. 205.  
 Juglandis DC. MS. 206.  
 nervisequum Kze. MS. 205.  
 Pseudo-Platani Kze. MS. 206.  
 populinum Pers. MS. 205.  
 quercinum Pers. MS. 206.  
 Rubi (Fr.) Kze. MS- 206.  
 tiliaceum Pers. MS. 205.  
 Vitis Duv. MS. 206.
- Erysiphe* Hedw. (Pyren.)  
 communis Schlechtd. pp. Lév. MS. 91.  
 f. *Convolvuli arven.* MV. 605.  
 f. *Cirsii* M. 504.  
 f. *Delphinii Ajacis* M. 504.  
 f. *Lathyri pratensis* MV. 898.  
 f. *Ononidis* MV. 151.  
 f. *Pisi sativi (Oidium)* MV. 785.  
 f. *Prenanthis purp.* MV. 784.  
 f. *Polygoni avicul.* MV. 786.  
 f. *Ranunculi acris* MV. 604.  
 f. *Ranunculi bulbosi* MV. 603.  
 f. *Thalictri minoris* MV. 602.  
 f. *Vitalbæ* MV. 1170.  
*Graminis* DC. FV.v. 173.  
 f. *Dactyl. glom. (Oid.)* MV. 606.  
*horridula* Lév. FV.v. 173.  
 f. *Symphyti off. (Oid.)* MV. 607.  
*lamprocarpa* Lk. MS. 91.  
 f. *Menthæ* M. 504.  
 f. *Plantaginis Rabb.* MS. 91. MV. 611.  
 f. *Centaureæ nigresc.* MV. 904.  
 f. *Galeopsidis Tetrahit.* MV. 612.  
 f. *Lamii albi* MV. 613.  
 f. *Teucri Chamaed.* MV. 1169.  
 f. *Stachydis palustris* MV. 902.  
 f. *Stachydis germ. (Oidium)* MV. 903.  
 f. *Verbenæ officinalis (Oidium.)* MV. 614.  
*Linkii* Lév. MV. 209.  
 f. *Artemisiæ vulgaris* MV. 608.  
*Martii* Lév. MV. 209.  
 f. *Angelicæ sylv.* MV. 897.  
 f. *Calystegiæ* MV. 58.  
 f. *Hesperidis matronalis* MV. 787.  
 f. *Medicag. falcatae* MV. 610.  
 f. *Peucedani Oreos.* MV. 149.  
 f. *Pimpinellæ magnæ* MV. 609.  
 f. *Trifolii pratensis* MV. 150.  
 f. *Urticæ dioicæ* MV. 896.  
*Montagnei* Lév. M. 366.  
*tortilis* Lk. FV.v. 173. MV. 601.  
*Tuckeri* Berk. (*Uncinula?*) M. 504.
- Eurotium* Lk. (Pyren.)  
*coriorum* Wallr. M. 15.  
*Herbariorum* Link. em. de Bary MS. 92.  
 f. *foliorum* MV. 634.  
 f. *typica herbar.* MV. 905.  
 f. *epixylon (K. S.)* MV. 152.  
*repens* de By. FV.v. 173.
- Euryachora* Fekl. (Pyren.)  
*stellaris* (Fr.) Fuck. MS. 145.  
*Stellariæ* (Lib.) Fuck. MS. 146. MV. 1167.  
*Sedi* (Lk.) Fuck. M. 53.
- Eutypa* Tul. (Pyren.)  
*arundinacea* Sacc. FV.iv. 15. M. 100. FI. 188.  
*aspera* (Nek.) Fekl. FV.iv. 16.  
*Acharii* Tul. M. 504. MS. 129. MV. 192.  
*aneirina* (Somm.) Sacc. M. 18. MV. 735.  
*crustata* (Fr.) Sacc. FV.iv. 16.  
*flavo-virens* (Hoffm.) Tul. FV.iv. 16. FI. 471.  
*heteracantha* Sacc. FV.iv. 15. MS. 129. M. 19. 504.  
 f. *Aceris* MV. 207.  
 f. *Ailanthi* MV. 205.  
 f. *Berberidis* MV. 206.  
 f. *Broussonetiæ* MV. 202.  
 f. *Mori* MV. 201.  
 f. *Mori endophl.* MV. 742.  
 f. *Gleditschiæ* MV. 740.  
 f. *Hibisci syr.* MV. 741.  
 f. *Robiniæ* MV. 738.  
 f. *ead. (conid.)* MV. 739.  
 f. *Platani* MV. 1186.  
 f. *Salicis* MV. 203.  
 f. *Sambuci* MV. 204.  
*lævata* (Nke.) Sacc. FV.iv. 16.  
*lata* (Pers.) Nke. MS. 128 pp. M. 504.

(\*) *Exanthemata foliorum (Erineum, Phyllerium, Taphrina p. p a mycologis nuncupata)* secundum observationes Peë et præcipue Landois, Sorauer, Thomas, Briosi etc. actioni animalculorum e grege Acaridum tribuenda sunt. Et sic *Erineum Vitis* oritur ex *Phytophthora Vitis* Laud., *Erineum tiliaceum* ex *Phyt. Tiliæ* Dugl., *Erineum pyrinum* ex *Phyt. Pyri* Sorauer etc. Hujus generis gallæ a cl. Thomas cæcidia nuncupantur.



- ludibunda* Sacc. M. 15. 504.  
 f. *Pseudacaciæ* MV. 939. 196.  
 f. *Populi* MV. 938.  
 f. *Aceris* MV. 200.  
 f. *Broussonetiæ* MV. 198.  
 f. *Carpini* MV. 734.  
 f. *Mori* MV. 197.  
 f. *Platani* MV. 199.  
*lejioplaca* (Fr.) Fekl. MV. 504.  
*leucostroma* (Mtg.) Sacc. M. 18.  
 MV. 736.  
*milliaria* (Fr.) Sacc. FV.iv. 16.  
*Rhodi* (Nke.) Fekl. M. 504.  
*subtecta* (Nke.) Fekl. FV.iv. 16.  
 MV. 190.  
*scabrosa* (Bull.) Sacc. MS. 128 (Valsa).  
*velutina* (W.) Sacc. MV. 191. FV.iv.  
 16. FI. 472.
- Eutypella* Nke., Sacc. (Pyren.)  
*Ailanthi* Sacc. FI. 473. MS. 130.  
 MV. 194-737. (Cytisp.)  
*angulosa* (Nke.) Sacc. FV.iv. 16.  
*Brunaudiana* Sacc. M. 505.  
*cerviculata* (Fr.) Sacc. MS. 130.  
 FV.iv. 16. MV. 173.  
*extensa* (Fr.) Sacc. FV.iv. 16. MV.  
 180.  
*grandis* (Nke.) Sacc. MS. 130.  
*Prunastri* (Pers.) Sacc. MS. 131.  
 f. *Armeniæ* MV. 176.  
 f. *Cerasi* MV. 174.  
 f. *Persicæ* MV. 175.  
*similis* (Nke.) Sacc. FV. 16.  
*stellulata* (Fr.) Sacc. M. 505.  
*Sorbi* (Schm.) Sacc. M. 368. FI. 427.
- Excipula* Fr. (Sphærops. v. Discom.  
 spur.)  
*nervisequia* (Pers.) Fr. FV.v. 199.  
 MV. 526.
- Exidia* Fr. (Hymen.)  
*glandulosa* (Bull.) Fr. MS. 69. 157.  
 MV. 37.  
*minutula* S. M. 502.  
*recisa* (Ditm.) FV.v. 166.
- Exoascus* Fekl. (Discom. gymn.)  
*bullatus* (Bk.) Fekl. M. 62.  
*Tosquetii* (West.) Sacc. M. 433.  
 MV. 1383.
- Exobasidium* Wor. (Hymen.)  
*Vaccinii* Wor. M. 363. MV. 1310.
- Exosporium* Lk. (Hyphom.)  
*fructicola* Sacc. M. 82. FI. 40.
- Tiliæ* Lk. M. 537.
- F**
- Favolus* Palis. (Hymen.)  
*europæus* Fr. MS. 56. MV. 28.
- Fenestella* Tul. (Pyren.)  
*phæospora* Sacc. FV.iv. 13. M. 99.  
 FI. 140. MV. 172.  
*Princeps* Tul. MS. 127. FV.iv. 13.  
 MV. 171. M. 512.  
 f. *subgregaria* Sacc. FI. 454.  
 f. *Oxyacanthæ* Sacc. FI. 455.  
 f. *tetratrupha* (B. et Br.) FI. 456.  
*vestita* (Fr.) Sacc. MV. 1272. FI. 402.  
 FV.iv. 14. MS. 122. (Cucurb. va-  
 gans et Thy. (vestitum).
- Fistulina* Fr. (Hymen.)  
*hepatica* (Huds.) Fr. MS. 57. M. 362.  
 MV. 105.
- Fracchiæa* Sacc. (Pyren.)  
*heterogenea* Sacc. MS. 115. MV.  
 88. MV. 455. FI. 465.
- Fuckelina* Sacc. (Hyphom.)  
*socia* Sacc. FV.ii. 326. FV.v. 192.
- Fumago* Pers. (Hyphom.)  
*fungicola* Sacc. M. 131.  
*Loniceræ* Fek. MS. 210. M. 537.  
 V. *Capnodium*.  
*salicina* (Mart.) Tul. MS. 108. V.  
*Capnodium*.  
*vagens* Pers. MS. 108. (Clad. Fum.)  
 M. 537.  
 f. *Clerodendri* MV. 703.  
 f. *Persicæ* vulg. MV. 702.  
 f. *Pruni* domest. MV. 704.  
 f. *Vitis* viniferæ MV. 705.
- Tiliæ* Tul. M. 537.
- Fusarium* Lk. (Hyphom.)  
*album* Sacc. M. 82. FI. 42.  
*ciliatum* (AS.) Link. MS. 188. V.  
*Microcera* Massariæ.  
*corallinum* Sacc. FV.v. 196. M. 82.  
 FI. 41. MV. 568.  
*cyclogenum* Sacc. FV.v. 197. MV.  
 569.  
*heterosporum* Nees. FV.v. 197. MS.  
 125. MV. 300.  
*lagenarium* Pass. MV. 1041.  
*miniatum* Sacc. M. 83. FI. 43.  
*pallens* Nees. FV. 197. MV. 570.  
*pyrochrom* (Dmz.) Sacc. M. 534.



roseum Lk. MS. 117. MV. 367. M. 534.  
 sambucinum Fek. MS. 118.  
 Sphæriæ Fek. MS. 188.  
 Salicis Fek. MS. 188. MV. 299.  
 sarcochroum (Dmz.) S. M. 534.

*Fusicladium* Bon. (Hyphom.)  
*dendriticum* (Wallr.) Fuch. MS. 182.  
 MV. 585. V. Passalora dendritica.  
 f. *epiphyllum* MV. 1057.

*Fusisporium* Lk. (Hyphom.)  
*atrovirens* Bk. M. 83. Fl. 45. MV. 1038.  
*Biasoletianum* (Cda.) Sacc. MV. 1040.  
*incarnatum* Dmz. f. *Tussilaginis*  
*Farfaræ* MV. 1039.

## G

*Geaster* Mich. (Lycop.)  
*formicatus* (Huds.) Fr. MS. 71. M. 7.  
*hygrometricus* Pers. 71.  
*mamosus* Fr. M. 453.  
*rufescens* Pers. MS. 71.

*Geminella* Schröt. (Hypod.)  
*melanogramma* (DC.) Mtgn. M. 241.  
 MV. 1154.

*Geoglossum* Pers. (Discom.)  
*glabrum* Pers. MS. 169.  
*glutinosum* Pers. M. 444.  
*hirsutum* Pers. MS. 169.  
*umbratile* Sacc. M. 444.

*Geotrichum* Lk. (Hyphom.)  
*candidum* Lk. M. 476.

*Gibberella* Sacc. (Pyren.)  
 † *acervalis* (Moug.) Sacc. M. 318.  
*Evonymi* (Fckl.) Sacc. M. 317.  
*flacca* (Wallr.) Sacc. M. 317.  
*pulicaris* (Fr.) Sacc. M. 317. FV.iv. 5.  
 MS. 118. M. 165.  
 subsp. *moricola* (C. DNtrs.) MS. 117.  
 f. *lignicola* et *corticola*. FV.iv. 5.  
 MV. 652.  
 subsp. *Saubinetii* (DR. M.) FV.iv. 5.  
 M. 513; MS. 117 (dispersa).  
 f. *Zææ* MV. 927.  
 f. *Bruguansis* MV. 768.  
 f. *Cucurbitæ* MV. 93.  
 f. *Sorghii* MV. 92.

subsp. *baccata* (Wallr.) FV.iv. 5.  
 MV. 653.  
*Saubinetii* V. G. *pulicaris*.

*Glœosporium* Dmz. et M. (Melanc.)  
*ampelophagum* (Pass.) Sacc. MV. 1234. M. 217-533.  
*alpinum* Sacc. M. 130-217.  
*affine* Sacc. M. 129-217. MV. 972.  
*cylindrospermum* (Bonord.) Sacc. M. 220. MV. 969.  
*Carpini* Desm. MS. 100. MV. 524.  
 FV.v. 202. M. 220.  
*circinans* Fckl. FV.v. 203. MV. 966.  
*crassipes* Speg. Ampol. 7.  
*carthusianum* Sacc. M. 193-221. Fl. 86. MV. 970.  
*Fagi* West. M. 218. MV. 1236.  
*fructigenum* Berk. FV.v. 202. M. 217.  
*Juglandis* (Lib.) Mtgn. M. 220. MV. 522. FV.v. 202.  
 f. *Juglandis nigræ* MV. 967.  
*Lindemuthianum* Sacc. M. 129-217.  
 MV. 1238.  
*macropus* Sacc. M. 217.  
*nervisequum* (Fckl.) Sacc. M. 262.  
*Orni* Sacc. M. 219.  
*Platani* (Mtgn.) Oud. M. 218. MV. 1235.  
*paradoxum* (DNtrs.) Fckl. M. 219.  
 MV. 1239.  
*Populi albæ* Dmz. M. 219.  
 f. *Tumulæ* MV. 1291.  
*Populi* (Lib.) Dmz. MV. 1237. M. 220-533.  
*Potentillæ* Dmz. et Oud. M. 220.  
 f. *Fragariæ* (Lib.) MV. 1401.  
*Pisi* (Lib.) Oud. M. 221. (potius *Ascochyta*).  
*phæsorium* Sacc. M. 260-533.  
*Ribis* (Lib.) Mtgn. et Dmz. FV.v. 202.  
 M. 219. MV. 523.  
*Robergei* Dmz. FV.v. 202. M. 219.  
 MV. 968.  
*sphærelloides* Sacc. M. 92-216. Fl. 85. MV. 1096.  
*Tiliæ* Oud. M. 218.  
*Thomasianum* Sacc. M. 129-221.  
*truncatulum* Sacc. M. 221. MV. 971.  
*tubercularioides* Sacc. M. 130-217.  
*Venetum* Speg. M. 477.

*Glonium* Mhlbg. (Pyren.)  
*amplum* (Besk. Br.) Dub. MS. 158.  
*interruptum* Sacc. MS. 159. M. 54.  
 MV. 715 (lineare).  
*lineare* (Fr.) DNtrs. MS. 159. M. 54.

- v. angustissimum* DNtrs. MV. 918.  
*microsporum* Sacc. FV. iv. 25. M. 98. FI. 121.  
 f. *Quercus* MV. 261.  
 f. *Castaneæ* MV. 714.  
 f. *Robiniæ* MV. 1281.  
*pygmæum* Karst. M. 413. MV. 1380.
- Gnomonia* C. et DNtrs. (Pyren.)  
*Coryli* (Batsch.) Auersw. MS. 100. MV. 913.  
*devexa* (Dmz.) Awd. M. 28. MV. 1165. M. 507.  
*erythrostoma* (Pers.) Awd. M. 382. FI. 375.  
*Epilobii* (Fekl.) Awd. M. 439. MV. 1354. FI. 436.  
*Veneta* Speg. M. 457. FI. 631.  
*fimbriata* (Pers.) Auersw. MS. 100. MV. 160.  
*inclinata* (Desm.) Auersw. MS. 100. MV. 1166.  
*leptostyla* (Fr.) Ces. et DNtrs. M. 28. MV. 1174. M. 507.  
*setacea* (Pers.) DNtrs. MS. 100. MV. 914.  
*tubiformis* (Tode) Auersw. MS. 100.  
*tetraspora* Wint. M. 382. FI. 376.  
*vulgaris* Ces. et DNtrs. M. 245. M. 457.
- Gonatobotrys* Cda. (Hyphom.)  
*flava* Bon. M. 84. FI. 47.  
*fusca* Sacc. M. 84. FI. 48. MV. 1090.
- Gonytrichum* Nees (Hyphom.)  
*cæsius* Nees. FV. 192. MV. 296.
- Gomphidius* Fr (Hymen.)  
*glutinosus* (Schäff.) Fr. MS. 38.  
*viscidus* (L.) Fr. MS. 38. MV. 810.
- Grandinia* Fr. (Hymen.)  
*granulosa* (Pers.) Fr. FV. v. 164.
- Graphiola* Poit. (Hypod.)  
*Phœnicis* Poit. MV. 1322. M. 541.
- Graphium* Cda (Hyphom.)  
*aspergilloides* Speg. M. 476.  
*cinerellum* Speg. in Thm. Pilz. Weinst. p. 55.  
*Desmazierii* Sacc. FI. 394.  
*fasciculatum* Sacc. M. 76. FI. 13. MV. 739.  
*fissum* Pr. M. 77. FI. 15.  
*macrocarpum* Corda MS. 187. V. Acroth. bulb.
- penicillioides* Cda. M. 77. FI. 16.  
*stilboideum* Cda. M. 77. FI. 14.
- Guepinia* Fr. (Hymen.)  
*Buccina* Sacc. MS. 60. FV. v. 210. MV. 31 (Sec. cl. Cesati = *Dacryomyces contortus* Ces.).
- Gymnosporangium* Lk. (Hypoder.)  
*clavariiforme* (Wulf.) DC. MS. 87.  
*conicum* DC. MS. 88.  
*Juniperi* Lk. MS. 88.
- Gymnosporium* Cda. (Hyphom.)  
*Bambusæ* Thüm. et Bolle M. 352. MV. 1287.  
*rhizophilum* Pr. MS. 107.  
*viride* Cda. FV. v. 186.
- Gyroceras* Cda. (Hyphom.)  
*Celtis* (Biv.) Mtgn. et Ces. MV. 276.  
*Plantaginis* (Cda.) Sacc. M. 266. MV. 1058.
- Gyromitra* Str. (Discom.)  
*esculenta* (Pers.) Str. MS. 170.
- II**
- Habrostictis* Fekl. (Discom.)  
*rubra* Fekl. M. 61.
- Hadotrichum* Fekl. (Hyphom.)  
*Populi* Sacc. M. 264. MV. 1256.  
*Phragmitis* Fekl. MV. 234.
- Haplotrichum* Lk. (Hyphom.)  
*pulvum* MS. 185. *Botrytis vulgaris*.  
*glomerulosum* (Bull.) Harz. MS. 188. (Edoc. elegans).
- Helicomycetes* Lk. (Hyphom.)  
*roseus* Lk. FV. v. 186. MV. 1245.
- Helicotrichum* Nees. (Hyphom.)  
*vegetum* (Nees.) Wallr. M. 272.
- Helicosporium* Nees (Hyphom.)  
*lumbricoides* Sacc. M. 86. FI. 56.  
*obscurum* Corda MS. 179.  
*pulvinatum* Pers. MS. 179.
- Helminthosphæria* Fekl. (Pyren.)  
*Clavariæ* (Desm.) Fuck. MS. 115.
- Helminthosporium* Pers. (Hyphom.)  
*belonidium* Sacc. M. 97. FI. 113.

- cylindrosporum* Sacc. FV.v. 191. M. 85. FI. 53. MV. 1042.  
*echinulatum* Berk. FV.v. 191. MV. 1043.  
*fasciculare* Cda. M. 538.  
*fusiforme* Cda. M. 538.  
*Hirudo* Sacc. M. 85. FI. 54.  
*hormiscioides* (Cda.) Sacc. M. 85-132. FI. 55.  
*macrocarpum* Grev. MS. 180. MV. 352. M. 538.  
*obovatum* Berk. MS. 180.  
*obclavatum* Sacc. M. 85. FI. 52.  
*rhopaloides* Fres. M. 538.  
*turcicum* Pass. M. 270.  
*Tiliæ* Fr. M. 537.  
*velutinum* Link. MS. 180.
- Helotium* Fr. (Discom.)  
*arundinellum* S. et S. M. 426.  
*caulicola* (Fr.) FV.iv. 34.  
*Cacaliæ* (Fr.) Sacc. \**fumigatum* S. et S. M. 427.  
*collinum* Speg. M. 473.  
*citrinum* (Hedw.) Fr. MS. 165. M. 515.  
*ceracellum* Sacc. FV.iv. 34. (Peziza).  
*epiphyllum* (Pers.) Fr. FV.iv. 37. MV. 1387.  
*ferrugineum* (Bull.) Fr. MS. 165.  
*fructigenum* (Bull.) Fekl. MS. 165.  
*flavo-rufum* Sacc. FV.iv. 37. i. 191. M. 98. FI. 116.  
*Galbula* Karst.\* *sulphurellum* Sacc. FV.iv. 34. (Peziza).  
*Herbarum* (Pers.) Fr. FV.iv. 37.  
*Humuli* (Lasch.) DNtrs. MV. 960. MS. 211.  
*immutabile* Fekl. FV.iv. 37.  
*lenticulare* (Bull.) Fr. MS. 165. MV. 267.  
*nanum* Sacc. FV.iv. 36. M. 98. FI. 115.  
*pallidulum* Sacc. FV.iv. 36.  
*pertenuæ* Sacc. FV.iv. 34. (Peziza).  
*punctatum* (Grev.) Fr. M. 68. M. 426.  
 \**robustellum* (Karst.) M. 426.  
*papillare* (Bull.) Karst. M. 426.  
*phyllophilum* (Dmz.) Karst. M. 442.  
*quercei* Sacc. M. 68. FI. 117.  
*rubicola* (Fr.) Fekl. FV.iv. 37.  
*serotinum* (Pers.) Fr. MS. 165.  
*salicellum* Fr. MV. 266.  
*Salicinum* (Pers.) Fekl. MS. 165. V. H. salicellum.  
*subtile* Fr. MS. 165.  
 v. *proximellum* Karst. M. 68.  
*Scutula* (Pers.) Karst. FV.iv. 37. MV. 728. M. 427.
- var. *petiolicola* FV.iv. 37.  
 var. *epicalamium* Karst. M. 427.  
*strobilinum* (Fr.) Fek. FV.v. 185.  
*sarmentorum* DNtrs. M. 67.  
*trabinellum* Karst. M. 427.  
*virgultorum* Fr. MS. 165.  
*vitigenum* DNtrs. FV.iv. 37. MV. 959.
- Helvella* L. (Discom.)  
*crispa* (Scop.) Fr. MS. 169. MV. 1385.  
*elastica* Bull. MS. 169. MV. 1384. M. 552.  
*Ephippium* Lév. M. 444.  
*Infula* Schæff. MS. 169.  
*lacunosa* Afz. MS. 169.  
*Mitra* Pers. MS. 169.  
*Monachella* (Scop.) Fr. MS. 170.  
*pezizoides* Afzel. MS. 169.  
*pulla* Holmsk. MS. 169.
- Hemitrichia* Rost. (Myxom.)  
*clavata* (Pers.) Rost. FV.iv. 40.  
*Serpula* (Scop.) Rost. MV. 171. (Trichia).
- Hendersonia* Berk. (Sphærops.)  
*arundinacea* Dmz. M. 211.  
*Alcides* Sacc. M. 215.  
*acericola* Sacc. M. 216.  
*allantella* Sacc. M. 517.  
*arenaria* Sacc. M. 124.  
*basitricha* Sacc. M. 516.  
*biseptata* Sacc. M. 95. FI. 96.  
*Coronillæ* S. et S. M. 208.  
 \**Lauri* M. 516.  
*culmicola* Sacc. M. 210. 517.  
*corylaria* Sacc. M. 216.  
*crastophila* Sacc. M. 211.  
*charticola* Sp. M. 483.  
*Gorni* Fekl. MS. 200. V. H. Fiedleri.  
*Cookeana* Sp. Amp. 27.  
*Donacis* Sacc. M. 211.  
*Desmazierii* Mtgn. M. 214.  
*Dulcamaræ* Sacc. M. 215.  
*elegans* Berk. MS. 199. M. 211.  
*eustoma* Sacc. FV.ii. 319. v. 207.  
*Fiedleri* (Rabh.) West. M. 212.  
*fusarioides* Sacc. M. 213. MV. 998.  
*foliorum* Fuek. MS. 200. M. 215.  
*fructigena* Sacc. M. 212.  
*graminella* Sacc. M. 210.  
*Heraclei* Sacc. M. 213.  
*incerustans* Sacc. M. 208.  
*ichthyospora* Sacc. M. 124.  
*Ischæmi* Sacc. M. 201.  
*Luzulæ* West? M. 210. 517.  
*Letendreana* Sacc. M. 517.



- lagenaria* Sacc. M. 212. MV. 997.  
*Mori* Sacc. M. 208.  
*Magnoliæ* Sacc. M. 216.  
*martialis* Sp. M. 484.  
*macrospora* Berk. Br. M. 209.  
*macrospora* MS. 199. V. H. pulchella.  
*Oleæ* (DC.) Dmz. FV.v. 207. MV. 356.  
*polymorpha* Sacc. M. 208.  
*pura* Sacc. M. 211.  
*pulchella* Sacc. M. 213. MS. 200.  
*paludosa* S. et S. M. 353. MV. 1293.  
*propinqua* Sacc. M. 516.  
*pyricola* Sacc. FV.ii. 311. FV.v. 207.  
*quercina* Sacc. M. 213.  
*rubicola* Sacc. M. 209.  
*Rubi* West. M. 214.  
*rupestris* S. et S. M. 215.  
*Robiniæ* West. MS. 120.-199. M. 207.  
*riparia* Sacc. M. 124.  
*suseganensis* S. et S. M. 209.  
*Saubinetii* Mtgn. M. 209.  
*Sambuci* Müll. M. 213.  
*sarmentorum* West. MS. 200. M. 214.  
*sarmenticia* M. 96. FI. 97.  
*subseriata* FV.v. 207. V. H. culmic.  
*Triacanthi* Sacc. M. 507.  
*Tini* Sacc. M. 209.  
*Tecomæ* Sacc. M. 212.  
*Tormalis* Sacc. FV.v. 207. MV. 513.  
*vagans* Fekl. MS. 199.
- Hercospora* Fr. (Pyren.)  
*Tiliæ* (Fr.) Tul. FV.v. 179. MV. 676.
- Herpotrichia* Fekl. (Pyren.)  
*Schiedermaieriana* Fuck. FV.ii. 326. M. 99. FI. 143. MV. 161.
- Heterosphæria* Gr. p. p. (Discom.)  
*Patella* (Tode) Fr. MS. 160.
- Himantia* Pers. (Hyphom. Mycel.)  
*candida* Pers. FV.v. 210. MV. 560.
- Hippocrepidium* Sacc. (Hyphom.)  
*Mespili* Sacc. MV. 275. V. Hirudinaria.  
*Oxyacanthæ* Sacc. MV. 274. V. Hirudinaria macrospora.
- Hirudinaria* Ces. (Hyphom.)  
*Mespili* Ces. FV.v. 190. MV. 275.  
*macrospora* Ces. FV.v. 190. MV. 274.
- Hormiscium* Kze (Hyph. Saccharom.)
- Cerevisiæ* Bail. MS. 176. V. Saccharomyces *Cerevisiæ* Rees.  
*Vini* Kunze MS. 176. V. Saccharomyces *ellipsoideus* Rees.
- Hormococcus* Pr. (1852.) — *Trullula* Ces. (1852, posterius?) (Sphærops?)  
*hysterioides* Speg. MV. 478.  
*olivascens* Sacc. M. 94. FI. 91.
- Humaria* Fekl. (Discom.)  
*brunnea* (A. S.) Fekl. FV.iv. 38. V. Peziza.  
*diversispora* (Fekl.) Speg. M. 236. V. Peziza.  
*hemisphærica* (Wigg.) Fuck. MS. 166. V. Peziza.  
*\*affinis* Sacc. FV.iv. 38.  
*pulcherrima* (Cr.) Speg. M. 237. V. Peziza.  
*scutellata* (L.) Fekl. MS. 166. MV. 955. M. 70. V. Peziza.  
*stercorea* (Pers.) Fuck. MS. 166. M. 237. V. Peziza.  
*setosa* (Nees.) Fekl. FV.iv. 38. M. 70. V. Peziza.  
*sublivida* S. et S. M. 443. V. Peziza.  
*trechispora* (B. Br.) Sacc. MV. 955. M. 70. V. Peziza.
- Hyalopeziza* Fekl. (Discom.)  
*ciliaris* (Schräd.) Fuck. MS. 163. M. 428. MV. 265.  
*pulchella* M. 428.  
*Caricis* (Desm?) Sacc. FV. iv. 33. M. 97. FI. 112.  
*carneola* Sacc. M. 253. MV. 1193.  
*patula* Fekl. M. 66.
- Hydnum* L. (Hymen.)  
*Auriscalpium* MV. 828. FV.v. 164.  
*argutum* Fr. MS. 59. MV. 416.  
*compactum* Fr. MS. 57.  
*cinereum* Bull. MS. 58. MV. 825.  
*coralloides* Scop. MS. 58.  
*cyathiforme* Schöff. M. 363.  
*diaphanum* Schräd. M. 5.  
*Erinaceum* Bull. MS. 58. MV. 827.  
*ferrugineum* Fr. MS. 58.  
*farinaceum* Pers. MS. 59.  
*gelatinosum* Scop. MS. 58.  
*geogenium* Fr. M. 368.  
*hirtum* Dmz. M. 4. MV. 829.  
*imbricatum* L. MS. 57. MV. 823.  
*mucidum* Pers. MS. 59.  
*Montelicium* Sacc. M. 4.  
*nigrum* Fr. M. 4.



- var. *olivaceo-cinereum* Fr. M. 4.  
*pudorinum* Fr. M. 4. MV. 1109.  
*repandum* L. MS. 57. MV. 824.  
*rufescens* Schöff. MS. 57.  
*subsquamosum* Batsch. MS. 57.  
*scabrosum* Fr. MS. 57.  
*scrobiculatum* Fr. MS. 58.  
*tomentosum* L. MS. 58.  
*zonatum* Batsch. MS. 58. MV. 826.
- Hydrophora** Tode (Phycom.)  
*stercorea* Tode M. 12.
- Hygrophorus** Fr. (Hymen.)  
*(Camarophyllus) cinereus* Fr. M. 2.  
*(Camarophyllus) niveus* (Scop.) Fr. MS. 38.  
*(Camarophyllus) pratensis* (Pers.) Fr. MS. 38.  
*(Hygrocybe) ceraceus* (Wulf.) Fr. MS. 39.  
*(Hygrocybe) coccineus* (Schöff.) Fr. MS. 39.  
*(Hygrocybe) conicus* (Scop.) Fr. MS. 39. MV. 418. M. 548.  
 var. *caccineus* Fr. MS. 39.  
*(Hygrocybe) lætus* (Pers.) Fr. M. 3.  
*(Hygrocybe) puniceus* Fr. MS. 39.
- Hyphelia** Fr. (Hyphom.)  
*terrestris* Fr. MS. 186.
- Hyphoderma** Fr. (Hyphom.)  
*roseum* (Pers.) Fr. MS. 187. MV. 1077.
- Hypocrea** Fr. (Pyren.)  
 † *alutacea* (Pers.) Ces. et DNtrs. M. 302.  
 † *atrata* Karst. M. 302.  
 † *armata* Fr. M. 303.  
 † *albo-fulva* B. et Br. M. 304.  
 † *Artocreas* B. et Br. M. 305.  
 † *armeniaca* B. et C. M. 305.  
 † *atrovirens* Mtgn. M. 306.  
 † *brevipes* Mtgn. M. 304.  
 † *catoptron* B. et Br. M. 303.  
 † *contorta* (Schw.) B. et C. M. 304.  
 † *chlorospora* B. et C. M. 304.  
 † *cervina* B. et C. M. 305.  
 † *corticoides* B. et Br. M. 305.  
 † *cerebriformis* Bk. M. 305.  
 † *citrina* (Pers.) Fr. M. 301.  
 \* *fungicola* M. 301.  
 † *delicatula* Tul. M. 303.  
 † *discella* B. et Br. M. 303.  
 † *deplanata* R. et Br. M. 303.  
 † *farinosa* B. et Br. M. 303.
- † *fusca* Mtgn. M. 304.  
 † *Fibula* DNtrs. M. 304.  
 † *fusigera* B. et Br. M. 305.  
*gelatinosa* (Tode) Fr. FV. iv. 24. M. 301.  
*hypomycella* Sacc. M. 302.  
 † *hæmatoplaca* Mtgn. M. 304.  
 † *inclusa* B. et Br. M. 303.  
 † *insignis* B. et C. M. 305.  
 † *imprensa* Mtgn. M. 306.  
 † *jecorina* B. et Br. M. 303.  
 † *lactea* Fr. M. 302.  
 † *larvata* Mtgn. M. 304.  
 † *lætior* B. et C. M. 304.  
 † *multiformis* B. et Br. M. 303.  
 † *maculiformis* B. et C. M. 305.  
 † *ochroleuca* B. et Br. M. 305.  
 † *parasitans* B. et C. M. 303.  
 † *pezizoides* B. et Br. M. 503.  
 † *palmicola* B. et C. M. 303.  
 † *Petersii* B. et C. M. 304.  
 † *polyporoidea* B. et C. M. 305.  
 † *Pocula* (Fr.) Sacc. M. 306.  
 † *phyllogena* Mtgn. M. 306.  
 † *pulvinata* Fekl. M. 301.  
 † *rigens* (Fr.) Sacc. M. 301.  
 † *Richardsoni* B. et Mtgn. M. 304.  
 † *Ravenelii* B. M. 305.  
*rufa* (Pers.) Fr. MS. 124. FV. iv. 24. M. 301. MV. 689.  
 var. *lateritia* FV. iv. 14. M. 301.  
 var. *sublateritia* FV. iv. 24.  
 var. *umbrina* FV. iv. 24.  
 † *stipitata* (Lib.) Fekl. M. 302.  
 † *solenostoma* B. et Rav. M. 303.  
 † *Schweinizii* (Fr.) Sacc. M. 304.  
 † *stercorea* (Schw.) B. et C. M. 304.  
 † *viridans* B. et C. M. 305.  
 † *saccharina* B. et C. M. 305.  
 \* *agaricicola* B. et Br. M. 305.  
 † *subviridis* B. et C. M. 305.  
 † *spinulosa* Fekl. M. 301.  
 † *tuberculariformis* Rehm. M. 302.  
 † *tuberiformis* B. et Rav. M. 305.  
 † *trebelloides* (Schum.) Fr. M. 301.  
 † *viridi-rufa* B. et Rav. M. 304.  
 † *variabilis* Curr. M. 306.  
 † *vitalba* B. et Br. M. 306.
- Hypocrella** Sacc. (Pyren.)  
 † *atramentosa* (B. et B.) M. 323.  
 † *Bambusæ* (B. et Br.) M. 323.  
 † *discoidea* (B. et Br.) M. 322.  
 † *semiamplexa* (Berk.) Cfr. M. 323.  
 † *scutata* (Cke.) Sacc. Cfr. Grevill. 1878 p. 14.  
 † *riccioidea* (Bolt.) Karst. M. 306.

**Hypoderma DC. (Pyren.)**

- commune (Fr.) Duby. MS. 158.  
 conigenum (Fr.) Cooke M. 56.  
 Hederae (Mart.) DNtrs. MS. 158. M. 57.  
 f. Evonymi japonici MV. 951.  
 scirpinum Duby M. 56.  
 virgultorum DC. MS. 158. M. 57.  
 M. 514.  
 f. Rubi MV. 720.  
 f. Cynanchi MV. 718.  
 stat. spermog. MV. 719.

**Hypomyces Fr.; Tul. (Pyren.)**

- † aureo-nitens Tul. M. 285.  
 † asterophorus Tul. M. 285.  
 † aurantius (Pers.) Fekl. M. 285  
 † albus Cr. M. 287.  
 † agaricola (Chaill. Fr.) M. 287.  
 † bombacinus Karst. M. 286.  
 † Baryanus Tul. M. 286.  
 † Broomeanus Tul. M. 286.  
 cervinus (Ditm.) Tul. MS. 124. M. 285.  
 † chlorinus Tul. M. 287.  
 chrysospermus (Bull.) Tul. MS. 124. M. 285.  
 † chrysostomus B. et Br. M. 287.  
 chromaticus B. et Br. M. 287.  
 † Cesatii (Mtgn.) Tul. M. 288.  
 † decipiens Tul. M. 286.  
 † fulgens (Fr.) Karst. M. 286.  
 † fusisporus Tul. M. 286.  
 † hyalinus (Schw.) M. 287.  
 Linkii Tul. MS. 124. M. 284.  
 † luteo-virens (Fr.) Tul. M. 286.  
 † lateritius (Fr.) Tul. M. 285.  
 † Lactiflorum (Schw.) Tul. M. 287.  
 † Melanostigma Tul. M. 286.  
 † miliaris Tul. M. 287.  
 † ochraceus (Pers.) Tul. M. 286  
 Pezizæ Tul. M. 285.  
 † pæonius B. et Br. M. 287.  
 rosellus (A.S.) Tul. MS. 124. M. 285.  
 † roseus (A.S.) Tul. M. 285.  
 † stilbiger B. et Br. M. 287.  
 † torminosus (Mtgn.) Tul. M. 284.  
 † tomentosus Fr. M. 286.  
 † Tegillum B. et C. M. 287.  
 † tuberosus Tul. M. 287.  
 † violaceus (Schmidt) Tul. M. 286.  
 † viridis (A.S.) Karst. M. 286.

**Hyponectria Sacc. (Pyren.)**

- Buxi (DC.) Sacc. M. 250-281-330-513.  
 FI. 100. MV. 1191.  
 f. Quercus Ilicis MV. 1276.  
 flavo-nitens S. et S. M. 441.

**Hyospila Fr. (Pyren.)**

- quercina Fr. M. 28. MV. 912.

**Hypoxylon Bull. pp. (Pyren.)**

- atro-purpureum Fr. FV.v. 183. FI. 577,  
 bifrons DNtrs. M. 497. FI 579.  
 Bagnisii Sacc. M. 24-99. FI. 148.  
 coccineum Bull. MS. 152. MV. 252.  
 FI. 566.  
*concentricum* Grev. MS. 153. V. Daldinia.  
 commutatum Nke. MS. 211. FI. 567.  
 cohaerens (Pers.) Fr. FV.iv. 22. FI. 570.  
 effusum Nke FV.v. 183. FI. 572.  
 fuscum (Pers.) Fr. MS. 152. FI. 569.  
 M. 507.  
 f. Alni MV. 253.  
 f. Alni, minor MV. 675.  
 f. Carpini MV. 674.  
*gastrinum* Fr. MV. 154. V. Anthostoma.  
 luridum Nke. FV.iv. 22. M. 24. FI. 147.  
 Michelianum DNtrs. FV.v. 183. MV. 671. FV. 576.  
 multiforme Fr. FV.v. 184. FI. 573.  
 pulchellum Sacc. FV.iv. 21. M. 99.  
 FI. 147.  
 purpureum Nke. FV.iv. 22. FI. 571.  
 rubiginosum (Pers.) Fr. FV.iv. 22.  
 FI. 574.  
 f. Rhamni cathartici MV. 673.  
 f. Quercus pedunc. MV. 672.  
 serpens (Pers.) Fr. MS. 152. MV. 254. FI. 575. M. 507.  
 unitum (Fr.) Nke. FV.iv. 22. FI. 578.

**Hysterium Tode pp. (Pyren.)**

- australe Duby FV.iv. 25. MV. 1277.  
 angustatum A.S. M. 55-514.  
 biforme Fr. MS. 211. FV.iv. 26. MV. 711.  
 Berengèrii Sacc. FV.iv. 25. M. 98.  
 FI. 122.  
*Berberidis* Schlechtd. MS. 157. V. Lophodermium xylomoides.  
*elongatum* Wahl. MS. 158. V. H. Bérengerii.  
 elatinum Pers. MS. 156 (Krempelhuberia Cadubriæ, teste Rehm, Asc. n. 25).  
 fruticum Sacc. M. 414.  
*Fraxini* Pers. MS. 158. V. Hystecrographium.  
 minimum Sacc. FV.iv. 27. M. 98.  
 FI. 123.

Moliniae DNtrs. M. 152. MV. 1176.  
 microthecium S. et S. M. 414.  
 pulicare Pers. MS. 158. FV.iv. 26.  
 M. 414-514.  
 \*H. fruticum Sacc. M. 414.  
 \*H. vulgare DNtrs. M. 414. MV.  
 1381.  
 f. Oleæ MV. 710.  
 f. Robiniae Pseudacaciæ MV. 1382.  
 f. Quercus MV. 709.  
 vulgare DNtrs. M. 414. MV. 1381.

Hysterographium Cda. (Pyren.)  
 Fraxini (Pers.) DNtrs.  
 f. Orni MV. 260. M. 514. MS.  
 158 (Hysterium).  
 f. Catalpæ MV. 947.  
 f.-Oleæ MV. 712 (?Hysterium spe-  
 ciosum Rud. in Linnæa 1829 p.  
 119, in Olea ad Benacum).  
 grammodes (DNtrs.) Sacc. 413. MV.  
 1279.  
 hiascens Rhm. M. 468.  
 Megalographa (Anzi.) Sacc. M. 57.

## K

Kalmusia Niessl. (Pyren.)  
 dealbata Sacc. FV.v. 179. M. 99-460.  
 FI. 139. MV. 677.  
 Kneiffia Fr. (Hymen.)  
 setigera Fr. FV.v. 165.  
 Krempehuberia Mass. (Pyren.)  
 Cadubriæ Mass. MS. 156. V. Hy-  
 sterium elatinum.

## L

Illosporium Mart. (Hyphom.)  
 maculicola Sacc. M. 263. MV. 1233.  
 olivatum Sacc. M. 90. FI. 79.  
 roseum Fr. M. 263.  
 tuberculosum Sacc. M. 534  
 Isaria Hill. (Hyphom.)  
 arachnophila Ditm. MV. 477.  
 corallina Fr. MS. 187.  
 epiphylla Pers. MS. 187.  
 farinosa Fr. MS. 125. MV. 477.  
 filamentosa Sacc. M. 132.  
 stilbiformis Speg. M. 476.  
 umbrina Pers. MS. 152.  
 Isariopsis Fr. (Hyphom.)  
 albo-rosella (Dmz.) Sacc. M. 273. MV.  
 1247. (l. pusilla).

griseola Sacc. M. 273. MV. 1248.  
 pusilla Fres. M. 273. MV. 1247. V.  
 l. albo-rasella.

Irpex Fr. (Hymen.)  
 canescens Fr. MS. 59. MV. 29.  
 f. effusus MV. 30.  
 heterodon Sacc. MS. 59.  
 obliquus (Schrad.) Fr. 59. MV. 30

## L

Lactarius Pers. Fr. (Hymen.)  
 aspideus Fr. MS. 39.  
 Azonites (Bull.) Fr. MS. 40.  
 camphoratus (Bull.) Fr. MS. 41.  
 deliciosus (L.) Fr. MS. 40.  
 Flammeolus (Poll.) Fr. MS. 40.  
 pyrogalus (Bull.) Fr. MS. 39.  
 plumbeus (Bull.) Fr. MS. 40.  
 piperatus (Scop.) Fr. MS. 40.  
 subdulcis (Bull.) Fr. MS. 41. M. 547.  
 uvidus Fr. MS. 39.  
 volemus Fr. MS. 40.  
 vellereus Fr. MS. 40. MV. 811.  
 zonarius (Bull.) Fr. MS. 39.

Lachnella Fr. (Discom.)  
 albo-violascens (A.S.) Fr. MS. 161.  
 V. Cyphella.  
 barbata (Kze.) Fr. FV.iv. 30. M. 66.  
 MV. 1193.  
 Berberidis (Pers.) Fekl. FV.v. 185.  
 brunneola (Dmz.) Sacc. M. 66.  
 corticalis (Pers.) Fr. MS. 161. M.  
 472.  
 macrochaeta Speg. M. 428.  
 rhodophaea Sacc. M. 66.

Læstadia Awd. (Pyren.)  
 Cookeana (Awd.) Sacc. FV.v. 175.  
 MV. 782. FI. 544.  
 carpinea (Fr.) Sacc. FI. 543. MS.  
 93. MV. 71.  
 Veneta S. et S. M. 351. M. 369. MV.  
 1266. FI. 355.  
 \*L. cylindrasca S. et S. M. 369.  
 FI. 355.

Lasiobotrys Kze. (Pyren.)  
 Loniceræ Kze M. 366. MV. 1353.  
 FI. 407.

Lasiosphæria Ces. et DNtrs. (Pyren.)  
 ambigua Sacc. M. 46. M. 332. FI. 218.  
 hispida (Tode) Fekl. MV. 683. FI.  
 558.  
 hispidula S. et S. M. 406. FI. 390.



- hirsuta* (Fr.) Ces. et DNtrs. MS. 210.  
 FI. 556. M. 512.  
*minuta* Fuck. FV.ii. 327. M. 46. M.  
 332. FI. 217.  
*ovina* (Pers.) Ces. et DNtrs. M. 45.  
 MV. 1155. FI. 559. M. 512.  
*perpusilla* Sacc. FV.ii. 327. M. 99.  
 FI. 141.  
*pygmæa* S. et S. M. 406. FI. 389.  
*Racodium* (P.) Ces. et DNtrs. MV.  
 779. FI. 557. M. 512.  
*sulphurella* Sacc. M. 440. FI. 438.  
*scleracantha* Sacc. M. 46. FI. 560.
- Lecanidion* Rabh. (Discom.)  
*atratum* (Hedw.) Rabh. MS. 161. MV.  
 263. M. 514.  
*Bagnisianum* Sacc. M. 58. M. 97.  
 FI. 110.  
*herbarum* Sacc. FV.iv. 30. M. 97.  
 FI. 109.
- Leciographa* Mass. (Discom. v. Lich.)  
*parasitica* Mass. MS. 156.
- Lentinus* Fr. (Hymen.)  
*tigrinus* Bull. Fr. MS. 44. MV. 3.  
 M. 548.
- Lenzites* Fr. (Hymen.)  
*atropurpurea* Sacc. MS. 45.  
*abietina* (Bull.) Fr. MS. 46.  
*betulina* (L.) Fr. MS. 45. MV. 6.  
 var. *lutescens* MS. 45. MV. 7.  
*sepiaria*. (Wulf.) Fr. MS. 45.  
 v. *resupinata* Fr. MS. 45. MV.  
 1303. M. 539.  
 v. *porosa* Fr. MS. 45.  
 v. *dædaloidea reflexa* MV. 1302.  
 M. 539.  
 \**L. crocata* Sacc. M. 539.  
*variegata* Fr. MS. 45.
- Leotia* Hill. (Discom.)  
*lubrica* (Scop.) Pers. MS. 162.  
 var. *minor* MS. 162.
- Lepista* Smith. (Hymen.)  
*nuda* (Bull.) Smith. MS. 38.  
*personata* (Fr.) Smith. MS. 38.
- Leptomitus* Ag. (Hyphom. v. Alg.)  
*Ceratophylli* Ag. MS. 175.  
*exilarioides* Menegh. MS. 175.
- Lepptosphæria* Ces. et DNtrs. (Pyren.)  
*anarithmoides* Sacc. et Speg. M. 395.  
 FI. 366.
- anarithma* (B. et Br.) Sacc. M. 395.  
 FI. 400.  
*Apogon* S. et S. M. 398. FI. 326.  
*arvensis* Speg. M. 459. FI. 632.  
*agminalis* Sacc. et Morth. M. 498.  
 FI. 634.  
*amphibola* Sacc. FV.ii. 322. FV.v.  
 210. M. 342. FI. 278.  
*Alcides* Sacc. FV.v. 176. M. 340. FI.  
 259.  
*Ægira* Sacc. M. 37-340. FI. 257.  
*anceps* Sacc. M. 120. FI. 513.  
*Achilleæ* (Auersw.) Ces. et DNtrs.  
 MS. 104. M. 449. V. *Lophio-*  
*stoma bicuspid.*  
*acuta* (Moug. Nest.) Fuckl. MS. 105.  
 FV.ii. 316. FI. 493. M. 510.  
*arundinacea* (Sow.) Sacc. MS. 107.  
 FV.ii. 320. M. 342. FI. 276.  
*Aglaja* Sacc. FV.ii. 310. M. 341. FI.  
 267.  
*Aconiti* Sacc. FV.ii. 315. M. 342. FI.  
 283.  
*agnita* (Desm.) Ces. et DNtrs. FV.ii.  
 316. FI. 506. M. 511.  
*anthophila* S. et S. M. 396. FI. 364.  
*bryophila* Sacc. FV.ii. 219. M. 341.  
 FI. 271.  
*bractearum* S. M. 397. V. L. *car-*  
*pophila.*  
*Cumana* S. et S. M. 394. FI. 327.  
*Cerlettii* Speg. M. 398.  
*culmifraga* (Fr.) Ces. et DNtrs. MS.  
 107. FV.ii. 321. v. 210. M. 511.  
 FI. 496. 488  
*Camilla* Sacc. FV.ii. 312. M. 341.  
 FI. 260.  
*carpogena* Sacc. FV.ii. 313. M. 341.  
 FI. 269.  
*carpophila* Sacc. FV.ii. 314. M. 341.  
 M. 397. FI. 270.  
 \**bractearum* M. 397.  
*calvescens* (Fr.) Sacc. FV.ii. 315. V.  
*Pleospora calv.*  
*Castagnei* (DR. et Mtgn.) Sacc. FV.ii.  
 317. M. 342. FI. 286.  
*Coniothyrium* (Fuck.) Sacc. FV.ii.  
 317. FVv. 200. FI. 485. MS. 98.  
 \**Kerræ* S. FV.ii. 317. FI. 486.  
*crastophila* Sacc. FV.ii. 321. FI. 509.  
*culmicola* (Fr.) Karst. FV.ii. 322. v.  
 207.  
 \**minor* FV.ii. 322. FI. 494. 486  
 \**major* FI. 495.  
*conoidea* DNtrs. MS. 103. MV. 76.  
 FV.ii. 314. FI. 500.  
*Convallariæ* (Fekl.) Sacc. M. 38-341.  
 FI. 272.



- corticola* (Fekl.) Sacc. M. 342. FI. 288.  
*Doliolum* (Pers.) Ces. et DNtrs. MS. 103. FV.ii. 314. FI. 499. M. 511.  
   *f. Urticæ dioicæ* MV. 1350.  
*donacina* Sacc. MS. 107. FV.ii. 320. FI. 504.  
*dryadea* Sacc. FV.ii. 311. M. 340. FI. 258.  
*dumetorum* Niessl. FV.ii. 316. FI. 498.  
   *f. Clematis Vitalbæ* MV. 682.  
*Diana* S. et S. M. 398. FI. 322.  
*Euphorbiæ* Niessl. M. 397. FI. 363.  
*eustoma* (Fr.?) Sacc. MS. 210. FV.ii. 319. v. 207. FI. 497.  
*eustomoides* Sacc. FV.ii. 319. M. 342. FI. 277.  
*Fiedleri* (Niessl) Sacc. M. 39. 342. FI. 289.  
*fuscella* (B. et Br.) Ces. et DNtrs. M. 39. 342. FI. 287.  
*Galiorum* (Reb.) Ces. et DNtrs. MS. 104. FV.ii. 315. FI. 429.  
*gallicola* Sacc. MS. 104. FV.ii. 315. FI. 517.  
   *\*brachyspora* Sacc. FI. 518.  
*Graminum* Sacc. M. 119. FI. 515.  
*grandispora* Sacc. M. 341. FI. 274.  
*hiemalis* S. et S. M. 395. FI. 365.  
*helminthospora* (Ces.) DNtrs. M. 369. FI. 399.  
*helvetica* S. et S. M. 399. FI. 324.  
*hydrophila* Sacc. FV.iv. 320. M. 342. FI. 280.  
*herpotrichoides* DNtrs. FV.ii. 322. FI. 503.  
*hyalospora* Sacc. FV.ii. 323. M. 341. FI. 273.  
*heterospora* (DNtrs.) Niessl. M. 393.  
*helicicola* (Desm.) Niessl. FV.iv. 313. FI. 260.  
*Hederæ* (Sow.?) Sacc. FV.ii. 313. FI. 507. MS. 96 (Sphæria).  
*tudibunda* M. 107 (err. typ.) V. L. *vagabunda*.  
*Libanotis* (Fekl.) Sacc. M. 511.  
*luctuosa* Niessl. FV.ii. 321. FI. 502.  
*littoralis* Sacc. M. 38. 99. 119. FI. 144.  
*lathyrina* Sacc. MS. 105. V. L. Niessleana.  
*Lathyri* Sacc. MS. 106. FV.ii. 316. FI. 512.  
*Lathonia* Sacc. FV.ii. 310. M. 341. FI. 261.  
*Lucilla* Sacc. FV.ii. 311. M. 341.  
*micropogon* Sacc. FV.ii. 320. M. 342. FI. 265.  
*modesta* (Dmz.) Awd. M. 37. 343. 396. 515. FI. 291.  
   *f. Digit. grandif.* MV. 1351.  
   *\*Cibostii* Ces. et DNtrs. FI. 521. M. 494.  
*Michotii* (West.) Sacc. M. 342. FI. 279.  
*massariella* S. et S. M. 393. FI. 362.  
*massarioides* S. et S. M. 394. F. 328.  
*Medicaginis* Sacc. MS. 105. FV.v. 317. FI. 492.  
*maculans* (Desm.) Ces. et DNtrs. FV.ii. 316. FI. 511. M. 510.  
*marginalis* Sacc. M. 244-341. FI. 262. MV. 1162.  
*nectrioides* Speg. M. 458. FI. C33.  
*nobilis* FV.ii. 312. M. 341. FI. 260.  
*Niessleana* Rbh. FV.ii. 315. FI. E05.  
*Ophiopogonis* Sacc. FV.ii. 321. FI. 510. MS. 94 (Sphæria).  
*ogilviensis* (B. et Br.) Ces. et DNtrs. FV.v. 176. FI. ~~380~~ 514  
   *f. Picridis hieracioidis* MV. 681.  
*obesa* (Dur. et Mtgn.) Sacc. M. 38. 342. FI. 284.  
*oreophila* Sacc. M. 120. FI. 514.  
*puccinioides* Speg. M. 459.  
*pleosporoides* Awd. M. 511.  
*Pamona* Sacc. FV.v. 176. M. 341. FI. 266.  
*platycarpa* Sacc. M. 342. FI. 290.  
*pyrenopezizoides* S. et S. M. 394. FI. 323.  
*Passerini* Sacc. V. L. *modesta*.  
*petiolicola* Sacc. MS. 104. FV.ii. 313. FI. 491.  
*Parietariæ* Sacc. MS. 106. FV.ii. 316. FI. 501.  
*Penicillus* (Schrad.) Sacc. MS. 210. FV.ii. 315. V. L. *spectabilis*.  
*papulosa* (DR. et M.) Sacc. FV.ii. 313. FI. 519.  
*Rusci* (Wallr.) Sacc. MV. 680. FI. 508. MS. 96. (Sphæria).  
   *f. Hippoglossi* MV. 777.  
*riparia* Sacc. M. 39. FI. 481.  
*rupicola* Sacc. M. 342. FI. 282.  
*rubicunda* Rhem. FV.ii. 315. M. 342. FI. 292.  
*sæpinecola* (Fr.) Sacc. MS. 210 (Sphæria). — An var *L. Coniothyrii*?  
*siella* Sacc. et Beltr. M. 397. FI. 325.  
*Sambuci* Sacc. MS. 104. V. Lophiostoma.  
*scotophila* Sacc. FV.ii. 317. M. 342. FI. 281.  
*suffulta* (Nees) Niessl. M. 38. MV. 923. FI. 520.

- spectabilis* Niessl. M. 342. FI. 285.  
 MS. 210. FV. II. 316. (L. Penicillus).  
*Typharum* (Rabh.) Karst. MS. 106.  
 FV. II. 321. FI. 484.  
*trimera* Sacc. FV. II. 319. V. L. Cibostii.  
*Typhæ* Karst. FV. II. 321. FI. 483.  
*Vineæ* (Fr.) Sacc. M. 37. FI. 482.  
*vinealis* Pass. M. 398.  
*vagabunda* Sacc. FV. II. 318. v. 200.  
 511. MS. 97. (Sphæria fuscella).  
 \**Ampelopsidis* MV. 72.  
 \**sarmenti* FI. 428. M. 491.  
 \**Salicis* MV. 73.  
 \**Viburni Lantanæ* FI. 487.  
 \**Citri Limonii* FI. 488.  
 \**divergens* S. FI. 489. M. 493.  
*Yulan* Sacc. FV. II. 312. M. 341. FI. 260.
- Leptospora* Rabh. (Pyren.)  
*crinita* (Pers.) Fuck MS. 108.  
*spermoides* (Hoffm.) Fuck. MS. 108.  
 MV. 78. FI. 561. M. 512.  
*strigosa* (A.S.) Fuck (?) MS. 210.
- Leptostroma* Fr. (Sphærops.)  
*Castaneæ* Spr. M. 261. MV. 990.  
*hysterioides* Fr. MV. 719.  
*litigiosum* Desm. MS. 144. MV. 233.  
*Pinastris* Desm. MS. 100. MV. 989.  
*quercinum* Lasch. M. 261.
- Leptothyrium* K. et S. (Sphærops.)  
*acerinum* (Kze.) Cda M. 202. MV. 996.  
*alneum* (Lev.) Sacc. M. 202.  
*Coryli* Fockl. MS. 100.  
*dryinum* Sacc. M. 202.  
*Dryadearum* Dmz. NV 694 V. Glæosporium Potentillæ.  
*macrothecium* Fockl. M. 202.  
*pictum* B. et Br. M. 94. 203. FI. 93.  
 f. *Xylostei* MV. 964.  
 f. *Caprifolii* MV. 965.
- Leucoloma* Fockl. (Discom.)  
*Hedwigii* Fuck. MS. 166. V. *Peziza leucol.*  
*Chateri* Sm. M. 69. V. *Peziza Chateri.*  
*humosa* (Fr.) M. 432.) V. *Peziza humosa.*
- Libertella* Dmz. (Melanc.)  
*faginea* Dmz. MV. 1394.
- Linospora* Fockl. (Pyren.)
- Capreæ* (DC.) Fuck. M. S. 101.  
 M. 45.  
*Carpini* Schröt M. 45. M. 332. FI. 219. MV. 911.  
*elata* S. et S. M. 405. FI. 398.  
*faginea* Sacc. M. 405.  
*Magnagutiana* Sacc. M. 45. M. 332.  
 M. 405. FI. 220. MV. 1352.
- Lisea* Sacc. (Pyren.)  
*memorosa* Sacc. M. 42. (Botryosph.)  
 M. 300. M. 326. FI. 181.  
*Vitis* (Niessl) Sacc. M. 300.  
*Buxi* (Fockl.) Sacc. M. 300.
- Lophidium* Sacc. (Pyren.)  
*compressum* (Pers.) Sacc. M. 340. 334.  
 MS. 210. FI. 233.  
*curtum* (Fr.) Sacc. M. 340. 333. FI. 229.  
 † *diminuens* (Pers.) Sacc. M. 340.  
 † *fraudolentum* (DR. et Mtg.) Sacc. M. 340.  
 † *fenestrale* (Cooke et Ell.) Sacc. M. 340.  
*gregarium* (Fockl.) Sacc. FV. v. 177.  
 M. 248. 333. 350. FI. 230.  
*graphidosporum* (Anz.) Sacc. M. 349.  
*hygrophilum* Sacc. M. 340-332-448.  
 FI. 221.  
*nobile* Sacc. M. 340-333. LI. 232.  
*pachysporum* Sacc. M. 249-333-340.  
 FI. 231. MV. 1157.  
 † *psilogrammum* (DR. et Mtgn.) Sacc. M. 340.  
 † *ranorum* (Fockl.) Sacc. M. 341.  
*thyridioides* S et S. M. 412. FI. 357.
- Lophiella* Sacc. (Pyren.)  
 † *cristata* (Pers.) Sacc. M. 337.
- Lophiostoma* C. DNtrs. (Pyrenom.)  
*anaxæum* Sacc. V. *Lophiotrema.*  
*angustilabrum* Bk. et Br. MS. 110.  
 M. 335. FI. 238. V. *Lophiotrema.*  
*auctum* Sacc. MS. 110. M. 326-448.  
 FI. 250. V. *Lophiotrema.*  
*alpigenum* Fockl. MS. 111. M. 336.  
 448. FI. 248.  
 † *Arundinis* (Fr.) Ces. et DNtrs. M. 339.  
 † *absconditum* Pass. M. 339.  
*Balsamianum* DNtrs. MS. 110. M. 335-339. FI. 242. MV. 778.  
 f. *Populi* MV. 1156.  
*bicuspidatum* Cooke M. 350-449.  
*caulium* (Fr.) Ces. et DNtrs. MS. 210.  
 M. 339.

*compressum* (Pers.) Ces. et DNtrs. MS. 210. M. 334. FI. 233. V. Lophidium.  
*curtum* (Fr.) DNtrs. M. 333. FI. 229.  
 † *Crista Galli* DR. Mtgn. M. 339.  
 † *cespitosum* Fekl. M. 339.  
*collinum* Speg. M. 467. FI. 608.  
*dumeti* Sacc. M. 332-339-448-467. FI. 224.  
*duplex* Karst. M. 336. FI. 256. V. Lophiotrema.  
*dolabriforme* DNtrs. M. 339.  
 † *Desmazierii* S. et S. M. 441. 513. FI. 606.  
*excipuliforme* (Fr.) Ces. et DNtrs. M. 43. 335. 339. FI. 241.  
*Fuckelii* Sacc. M. 336. FI. 254. MV. 1348. V. Lophiotrema.  
 † *fibritectum* Berk. M. 339.  
*gregarium* Fekl. FV. v. 177. M. 248. 333. FI. 230. V. Lophidium.  
*granulosum* Crouan M. 339.  
*gramineum* Sacc. MV. 1347. M. 543.  
*hygrophilum* Sacc. M. 332. 448. FI. 221. V. Lophidium.  
*insidiosum* (Desm.) Ces. et DNtrs. M. 333. 340. 447. F. 226.  
 \* *gramineum* Sacc. V. L. gramineum.  
*intermedium* Sacc. M. 332. 340. FI. 225.  
 † *inseulptum* Rehm. M. 339.  
*Montelicum* Sacc. M. 43. 99. FI. 146. V. Schizostoma.  
*macrostomum* (Tode) Ces. et DNtrs. MS. 210. M. 334. 339. FI. 235. f. *Sambuci* MV. 679.  
*macrostomoides* DNtrs. M. 334. 339. FI. 236.  
 † *microstomum* Cooke et Ellis. M. 339.  
 † *mendax* DNtrs. M. 339.  
*macrosporium* Sp. M. 466. FI. 607.  
*Nucula* (Fr.) Fuckl. MS. 111. M. 336. FI. 249. V. Lophiotrema  
*Niessleanum* Sacc. M. 333. 340. 447. FI. 223.  
*nobile* Sacc. M. 333. FI. 232. V. Lophidium.  
*orcophilum* Sp. M. 467. FI. 609.  
*præmorsum* (Lasch.) Fuckl. MS. 111. M. 336. FI. 253. V. Lophiotrema.  
*pseudomacrostomum* Sacc. M. 334. 339. FI. 247.  
*pygmaeum* Sacc. M. 336. 447. FI. 247. V. Lophiotrema.  
*perpusillum* Sacc. M. 43. 336. FI. 252. V. Lophiotrema.

*pachysporum* Sacc. M. 249. 333. FI. 231. MV. 1157. V. Lophidium.  
*perversum* DNtrs. M. 333. 339. FI. 228.  
*pulveraceum* Sacc. M. 336. FI. 255. V. Lophiotrema.  
 † *pileatum* (Tode) Fuckl. M. 339.  
 † *Pinastri* Niessl. M. 339.  
*quadrinucleatum* Karst. M. 43. 332. 334. 339. FI. 222.  
*rhopaloides* Sacc. M. 334. 339. FI. 237.  
 † *Ruborum* Crouan M. 339.  
 † *rhizophilum* (B. et C.) Sacc. M. 339.  
*Sambuci* Sacc. MS. 104. (Sphæria).  
*semiliberum* (Desm.) Ces. et DNtrs. 111. M. 335. FI. 245. MV. 678. V. Lophiotrema.  
*simillimum* Karst. M. 333. 340. 449. FI. 227.  
*subcorticale* Fekl. M. 335. FI. 243. V. Lophiotrema  
 \* *viticola* Sacc. M. 335. FI. 244. V. Lophiotrema.  
*vagabundum* Sacc. M. 336. 447. FI. 246. MV. 921. V. Lophiotrema  
*vicinum* Sacc. M. 44. 335. FI. 239. V. Schizostoma.  
*vicinellum* Sacc. M. 335. FI. 240. V. Schizostoma.  
 † *viridarium* Cooke. M. 339.

## Lophiotrema Sacc. (Pyren.)

*alpigenum* (Fekl.) S. M. 338.  
*Anaxæum* Sacc. M. 338. 336. 446. FI. 251.  
*angustilabrum* (B. et Br.) Sacc. M. 335. 338. MS. 110. FI. 238.  
*affine* Speg. (?) M. 465. FI. 616.  
*auctum* Sacc. M. 338. MS. 110. M. 336. 448. FI. 250.  
*crenatum* (Fr.) M. 338. 411. FI. 359.  
*culmifragum* Sp. M. 466. FI. 611.  
*duplex* (Karst.) S. M. 338. 336. FI. 256.  
*Fuckelii* Sacc. M. 338. 336. FI. 254. MV. 1348.  
*Hederæ* (Fekl.) M. 338.  
*littorale* Sp. M. 466. FI. 612.  
 † *myriocarpum* (Fekl.) S. M. 338.  
*massarioides* Sacc. M. 412. FI. 360.  
*Nucula* (Fr.) M. 338. 336. MS. 111. FI. 249.  
 † *nuclinum* Rhem. M. 338.  
*pygmaeum* Sacc. M. 338. 336. 447. FI. 247.  
*pusillum* (Fekl.) M. 338. 543.  
*perpusillum* Sacc. M. 43. 336. 338. FI. 252.



- præmorsum* (Lasch.) M. 338. 336. 513.  
 FI. 253.  
*pulveraceum* Sacc. M. 338. 336. FI.  
 255.  
 † *sexnucleatum* (Cook.) M. 338.  
*semiliberum* (Dmz.) MS. 111. M. 335.  
 338. FI. 245. MV. 678.  
*subcorticale* (Fckl.) M. 338. 335. FI.  
 243.  
 † *Sedi* (Fckl.) M. 338.  
*Thuemenianum* (Speg.) M. 338. 410.  
*viticola* Sacc. M. 338. 335. FI. 244.  
*vagabundum* Sacc. M. 338. 336. 447.  
 FI. 246. MV. 921.  
*Winteri* Sacc. M. 358. FI. 360.
- Lophium* Fr. (Pyren.)  
*mytilinum* (Pers.) Fr. FV.iv. 28.
- Lophodermium* Chev. (Pyren.)  
*arundinaceum* (Schrad.) Chev. MS.  
 157. MV. 1173. M. 514.  
*caricinum* (Dmz. et Rob.) Duby. M.  
 152. MV. 1280.  
*Epimedii* (Ces.) Sacc. M. 56. M. 98.  
 FI. 124. MV. 949.  
*juniperinum* (Fr.) DNtrs. M. 56. MV.  
 950.  
*maculare* DNtrs. M. 468.  
*petiolicola*. Fuck. MS. 157. M. 56.  
*Pinastri* (Schrad.) Chev. M. 415.  
*xylomoides* Chev. MS. 157. MV. 468.
- Lycogala* Mich. (Myxom.)  
*Epidendrum* MS. 170.  
*flavo-fusca* Ehr. M. 433.
- Lycoperdon* Mich. (Lycoperd.)  
*atropurpureum* Vitt. MS. 70.  
*Bovista* L. Vitt. MS. 71.  
*cælatum* Bull. MS. 71.  
*excipuliforme* Scop. MS. 71. M. 548.  
*gemmatum* Batsch. MS. 71.  
 β. *papillatum* (Schäff.) MS. 71.  
 γ. *echinatum* (Pers.) MS. 71.  
*hiemale* Bull. M. 240. MV. 1103.  
*plumbeum* (Pers.) Vitt. MS. 70.  
*pyriforme* Schäff. MS. 70. MV. 108.  
*perlatum* Pers. MS. 70.  
*polymorphum* Vitt. M. 240. MV.  
 1104.
- Magnusia* Sacc. (Pyren.)  
*nitida* Sacc. M. 123.
- Macropodia* Fckl. (Discom.)  
*macropus* (Pers.) Fuck. MS. 168.  
 † *Rapulium* (Bull.) M. 515.
- Macrosporium* Fr. (Hyph.)  
*commune* Rabh. MS. 102. et 182. M.  
 536.  
*Sarcinula* Berk. MS. 182.
- Marasmius* Fr. (Hymen.)  
*androsaceus* (L.) Fr. MS. 44.  
*candidus* (Bolt.) Fr. MS. 44.  
*cæpaceus* Sacc. V. *Agaricus* (Colly-  
 bia) *confluens*.  
*capillipes* Sacc. FV.v. 162.  
*epiphyllus* (Pers.) Fr. MS. 44.  
*fætidus* (Sow.) MS. 43.  
*glabellus* Peck. M. 239. MV. 1106.  
*oreades* (Bolt.) Fr. MS. 43. MV. 101.  
*perforans* (Hoffm.) Fr. MS. 44. MV.  
 103.  
*Rotula* (Scop.) Fr. MS. 44. MV. 102.  
 var. *microcephalus* MS. 44.  
*ramealis* (Bull.) Fr. MS. 44.
- Mazzantia* Mtgn. (Pyren.)  
*Napelli* (Ces.) Sacc. FV.iv. 25. MV.  
 1370.  
*Galii* (Guep.) Mtgn. FV.v. 182. M.  
 52.
- Massaria* DNtrs (Pyren.)  
*Æsculi* Tul. M. 40. FI. 419.  
*alpina* S. et S. M. 440. FI. 412.  
*bufonia* (B. et Br.) Tul. M. 247. FI.  
 421.  
*Carpini* Fckl. MS. 110. FI. 417.  
*callispora* Sacc. M. FI. 414.  
*Curreyi* Tul. FI. 420.  
*denigrans* Sacc. V. M. *epileuca*.  
*epileuca* (Berk. et Curt.) Winter. M.  
 446. FV.v. 210. MV. 83. FI. 410.  
*eburnoides* Sacc. M. 41. 99. FI. 145.  
*fædans* Fr. M. 40. 354. V. M. *lori-*  
*cata*.  
*inquinans* (Tode) DNtrs. MS. 109.  
 MV. 82. M. 40. FI. 413.  
*Pseudoplatani* MV. 1189.  
*loricata* M. 354. FI. 411.  
*marginata* Fek. M. 446.  
 f. *Berber. vulg.* FI. 409.  
*macrospora* (Dmz.) Sacc. M. 247. 510.  
 FI. 418.  
*Platani* Ces. M. 46. 510.  
*penicillata* Sacc. M. 404. FI. 408.  
*siparia* (B. et Br.) Tul. M. 446. FI.  
 416.  
*Ulmi* Fuck. MS. 110. MV. 84. FI.  
 415.  
 var. *subsuperficialis* MV. 85.
- Melanconium* Lk. (Melancon.)



bicolor Cda MS. 126. MV. 100.  
 betulinum Schm. Kze M. 477.  
 conglomeratum Lk. MS. 180. (Stil-  
 bosp. microsp.)  
 juglandinum Kze MV. 169. 532.  
 microspermum Nees MS. 179.  
 sphærospermum Lk. MS. 107.  
 sphæroideum Lk. MV. 168.

Melanogaster Cda (Hypog.)  
 variegatus (Vitt.) Tul. M. iv. 437.

Melanomma Nke (Pyren.)

acutum Sacc. M. 402. FI. 341.  
 † Aspegrenii (Fr.) Fckl. M. 344.  
 alpinum Sp. M. 460. FI. 637.  
 † brachytele (B. et Br.) M. 345.  
 † buellioides (Rehm) M. 345.  
 Catillus MS. 114. M. 344. 451. FI.  
 466.

*Campi Sili* Sacc. M. 343. 449. FI.  
 296. V. Zignoella.

† conjugatum (DNtrs.) M. 344.  
 canescens Sp. M. 460. FI. 638.  
 † cinereum (Fckl.) M. 344.  
 circumclusum (DNtrs.) M. 344.  
 † callisporum (DNtrs.) M. 345.  
 ceratophorum S. et S. M. 403. FI.  
 339.

*dubium* Sacc. M. 343. 449. FI. 299.  
 V. Zignoella.

† decipiens (DNtrs.) M. 345.  
 † disjectum (Karst.) M. 344.  
 dubiosum Sacc. M. 403. FI. 337.  
 † Epochnii (B. et Br.) M. 344.  
 fuscidulum Sacc. M. 343-344-450.  
 FV.v. 211. FI. 294. MV. 159.  
 fallax Sacc. M. 41-343. FI. 298.  
 † fissum Fckl. M. 344.  
 † Heufleri (Awd.) M. 344.  
 † Holmskjöldii (Karst.) M. 344.  
 hispidulum Sacc. M. 343-344-450. FI.  
 295.

† Jenysii (B. et Br.) M. 344.  
 † juniperinum (Karst.) M. 344.  
 longicolle Sacc. M. 343-344-449. FI.  
 293.

† lonicerinum (Karst.) M. 344.

† Lenarsii (West.) M. 345.  
 Lichenopsis (Mass.) Sacc. M. 331-345.  
 FV.v. 178. FI. 203. MV. 684.  
 (Caryospora).

macrosporium Sacc. M. 343-449. FI.  
 300.

† megalosporum (DNtrs.) M. 345.

† melinum (B. et Br.) M. 345.

medium S. et S. M. 402. FI. 338.

† obducens (DNtrs.) M. 344.

† Orni (DNtrs.) M. 344.

Olearum (Cast.) M. 331-345-457. FI.  
 FI. 205. MV. 1271 (Caryospora).

Pulvis pyrius (Pers.) Fckl. MS. 113.  
 M. 344-450. MV. 86.

*Pulviscula* (Curr.) Sacc. MS. 114.  
 M. 343-450. FI. 297. MV. 87. V.  
 Zignoella.

† pæcilostomum (B. et Br.) M. 344.

† pilosellum (Larst.) M. 344.

pertusum (Pers.) M. 345-451. (Trem.)  
 MV. 691. f. Platani MV. 915.

pertusellum Sacc. M. 345-451. (Trem.)

† porphyrostomum (Kze.) M. 345.

† Rhododendri (Niessl.) Rehm. M.  
 345.

† Rhodomelan Fr. M. 345.

† subsparsum Fckl. M. 344.

† sparsum (Fckl.) M. 344.

† seminudum (Fckl.) M. 345.

† sanguinarium (Karst.) M. 344.

† solutum (Cke et Ellis.) M. 345.

sylvanum Sacc. et Speg. M. 403.  
 FI. 340.

† Verrucaria (DNtrs.) M. 344.

† vile (Fr.) Fckl. M. 344.

Melampsora Cast. (Hypod.)

Betulæ (Kl.) Desm. MS. 77. M. 454.

Carpini Fock. MS. 77. MV. 45. M.  
 549.

Euphorbiæ (Pers.) Cast. MS. 78 (st.  
 telcutoisp.) MV. 1324. M. 503.

var. D. platyphyllæ MV. 115.

var. E. Cyparissæ MV. 845.

guttata Schröt. FV.v. 168.

f. Galii Mollug. MV. 430.

Lini (DC.) Tul. MS. 76.

populina (Jacq.) Lév. MS. 77.

f. P. nigræ MV. 46. (st. tel. MV.  
 1143).

f. P. canescentis MV. 113.

f. P. moniliferæ MV. 844.

salicina Lév. MS. 77. M. 549.

a. Capræarum MS. 77. MV. 380.

b. Vitellinæ MS. 77. MV. 429.

c. mixta MS. 77. MV. 114.

d. Salicis purpureæ MV. 1323.

Tremulæ Tul. FV.v. 168. MV. 379.  
 M. 503.

Melanconis Tul. (Pyren.)

Alni Tul. FV.iv. 20. MV. 168. FI.  
 451.

chrysostroma (Fr.) Tul. MS. 126.  
 FV.iv. 20. FI. 453.

Carthusiana Tul. FV.iv. 20. MV.  
 169.

- macrosperma* Tul. MS. 211. MV. 99.  
V. *Pseudovalsa macr.*
- spodiæa* Tul. FV. iv. 20. MV. 100.  
FI. 452.
- umbonata* Tul. (?). MS. 123. V.  
*Pseudovalsa.*
- Melanopsamma** Niessl. (Pyren.)  
† *borealis* (Karst.) M. 347.  
† *latericollis* (Fr.) M. 347.  
*pomiformis* (Pers.) M. 33-347.  
† *Pustula* (Curr.) M. 347.  
† *Rhodomphalos* (Bk.) M. 347.
- Melanospora** Cda (Pyren.)  
† *arachnophila* Fekl. M. 283.  
† *arenaria* Mtgn. M. 283.  
† *chionea* (Fr.) Cda. M. 282.  
† *caprina* (Fr.) Sacc. M. 283.  
† *Coemansii* West. M. 283.  
† *Helvellæ* (Cke) Sacc. M. 283.  
† *lagenaria* (Pers.) Fekl. M. 282.  
† *leucotricha* Cda. M. 283.  
† *parasitica* Tul. M. 283.  
*vervecina* (Dmz.) Fekl. M. 27-283.  
† *vitrea* (Cda.) Sacc. M. 283.  
† *Zobelii* (Cda.) Fekl. M. 283.  
† *Zamizæ* Cda M. 283.
- Melasmia** Lév. (Sphærops.)  
*accrina* Lév. M. 203.
- Melogramma** Fr. (Pyren.)  
*ferrugineum* (Pers.) Ces. et Ntrs.  
MS. 127. FI. 539. V. Sillia.  
*gastrinum* Tul. MS. 142. V. Antho-  
stoma.  
*spiniferum* (Wallr.) DNtrs. MS. 147.  
MV. 237. FI. 541.  
*vagans* DNtrs. MS. 147. MV. 236.  
FI. 540. M. 509.
- Melomastia** Nke (Pyren.)  
*Friesii* Nke MS. 210. FI. 542. M.  
510.
- Menispora** Pers. (Hyphom.)  
*cæsia* Pe. FV. v. 192.  
*ciliata* Cda. M. 265. MV. 1083.
- Merulius** Hall. (Hymen.)  
*Corium* Fr. MS. 56. M. 502.  
*lacrymans* (Wulf.) Schum. MS. 56.  
*pulverulentus* (Sow.) Fr. MS. 56.  
*rufus* Pers. MS. 56.  
*tremellosus* Schrad. MS. 56. MV.  
401.
- Metanectria** Sacc. (Pyren.)  
† *Citrum* (Wallr.) Sacc. M. 300.
- Microcera** Dmz. (Hyphom.)  
*Massariæ* Sacc. M. 233. MV. 1059.  
MS. 188. (*Fusar. ciliat.*)
- Micropera** Lév. (Hyphom.)  
*Cerasi* Sacc. MS. 160.  
f. *minor* MV. 1036.  
f. *major* MV. 1037.  
*Drupacearum* Lev. p. p. MS. 160.  
V. M. *Cerasi.*  
*minutula* Sacc. FV. v. 198. MV. 567.
- Micropeziza** Fekl. (Discom.)  
(*Pyrenopeziza*) *rufula* Sacc. M. 64.
- Microsphaera** Lév. (Pyren.)  
*Astragali* (DC.) Trev. MV. 148. MV.  
208 (*Calocl. holoser.*)  
*Berberidis* Lév. M. 439.  
*comata* (Lk.) Lev. M. 14. MV. 892.  
*Dubyi* Lev. M. 14. MV. 896.  
*Hedwigii* Lev. FV. v. 173.  
f. *Viburni Lantanæ* MV. 619.  
*penicillata* (Lk.) Lev. MS. 91.  
f. *Alni glutinosæ* MV. 147.  
f. *Alni incanæ* MV. 893.  
f. *Viburni opuli* MV. 618.
- Microstroma** Niessl. (Hyphom.)  
*album* (Dmz.) Sacc. M. 273-536.  
f. *Quercus pubescentis* MV. 1032.  
f. *Quercus sessilifloræ* MV. 1033.  
*quercinum* (Op.) Niessl. V. M. al-  
bum.
- Microthyrium** Dmz. (Pyren.)  
*Juniperi* (Dmz.) Sacc. M. 351. MV.  
1269. FI. 563.  
*litigiosum* Sacc. M. 396. FI. 564.  
*microscopicum* Desm. FV. v. 174. M.  
381-507. MV. 157. FI. 562.  
*Smilacis* DNtrs M. 245.
- Monilia** Pers. (Hyphom.)  
*aurea* Gmel. S. Nat. (*Oidium aureum*  
Link.) M. 86. FI. 58. MV. 1091  
(*M. hesperidica*).  
*candida* Bon. FV. v. 194. MV. 580.  
*cinerea* Bon. FV. v. 195.  
*candicans* Sacc. FV. v. 195. M. 86.  
FI. 57. MV. 364.  
*digitata* Pers. MS. 183.  
*fructigena* P. MV. 273.  
*hesperidica* Sacc. V. M. *aurea.*

- Monographos Fekl. (Pyren.)  
 † *Aspidiorum* (Lib.) Fuekl. M. 281.
- Monosporium Bon. (Hyphom.)  
*acuminatum* Bon. FV.v. 195.  
   *f. terrestre* MV. 579.  
*spinosum* Bon. FV.v. 195.
- Morchella Dill. (Discom.)  
*conica* Pers. MS. 170.  
*esculenta* (Bolt.) Pers. MS. 170.  
   *a. rotunda* Pers. MS. 170.  
   *b. vulgaris* Pers. MS. 170.  
*hybrida* (Sow.) Pers. MS. 170.
- Morthiera Fekl. (Sphærops.)  
*Mespili* (DC.) Fuekl. MS. 198. MV.  
 525.
- Mucor Mich. (Phycom.)  
*caninus* Pers. MS. 89.  
*chryospermus* Bull. MS. 124. V.  
*Sepedonium*.  
*helicostylus* Sacc. M. 13.  
*Mucedo* L. MS. 89.  
*ramosus* Bull. MS. 90. V. *Sporodinia*  
*grandis*.  
*racemosus* Fr. M. 438.  
*stolonifer* Ehrbg. MS. 90. (*Asco-*  
*phora Mucedo*).  
   *f. Hibisci syriaci* MV. 494.  
   *f. Lagenariæ* MV. 1123.  
   *f. Cucurbitæ* MV. 370.
- Muricularia Sacc. (Sphærops.)  
*eurotioides* Sacc. M. 95. FI. 94.
- Mutinus Fr. (Phall.)  
*caninus* (Huds.) Str. MS. 70.
- Mycogone* Lk. (Hyphom.)  
*cervina* Ditm. MS. 124. V. *Seped-*  
*onium*.  
*rosea* Link. MS. 124. V. *Sepedo-*  
*nium*.
- Mycoderma* Pers. (Hyphom. Sacchar.)  
*Aceti* Auct. MV. 176. V. Sacchar.  
*Mycoderma* et var.  
*Cerevisiæ* Dmz. MS. 176. V. Sac-  
 charom. Mycod. *f. Cerevisiæ*.  
*Glutinis farinæ* Dmz. MV. 176. V.  
 Saccharom.  
*Vini* Vall. MV. 176. V. Saccha-  
 romyces *Mycoderma*.
- Myriococceum Fr. (Pyren.)  
*præcox* Fr. M. 367.
- Myrothecium Tode (Hyphom.)  
*inundatum* Tode M. 478.  
*Verrucaria* (A.S.) Fr. MS. 186.
- Mytilidium Duby. (Pyren.)  
*aggregatum* (Fr.) Duby. M. 415.  
*decipiens* (Karst.) Sacc. M. 55. M.  
 N. 415.  
 \**conorum* M. 415.  
*tortile* (Schwz.) Sacc. FV.iv. 27.  
 MV. 1174.
- Myxosporium Lk. (Melanc.)  
*aberrans* Sacc. M. 128.  
*croceum* (Pers.) Link. M. 434. MS.  
 150 (*Næmasp.*)  
*colliculosum* Bk. V. *Æcidium*.  
   *f. Aroniæ* MV. 399.  
   *f. Ariæ* MV. 398.  
   *f. Aucupariæ* MV. 400.  
*incarnatum* (Pers.) Link. M. 434.  
 MV. 1395.  
*paradoxum* DNtrs. MS. 161. V. Glœ-  
 sporium.  
*Tussilaginis* Sacc. MV. 993. V. *Æ-*  
*cidium*.
- N
- Næmaspora* W. (Melanc.)  
*crocea* (Pers.) Moug. et Nestl. MS.  
 150. V. *Myxosp. croceum*.
- Næmatelia* Fr. (Hymen.)  
*encephala* (W.) Fr. FV.v. 166.
- Nævia* Fr. (Discom.)  
*Lauri* Cald. MS. 211. V. *Stegia-*  
*lætissima* (Ces.) Fekl. M. 421.
- Nectria* Fr. (Pyren.)  
 † *australis* Mtgn. M. 288.  
 † *Aquifolii* (Fr.) Berk. M. 290-513.  
 † *applanata* Fekl. M. 291.  
 † *Albertini* B. et Br. M. 293.  
 † *armeniaca* Tul. M. 296.  
 † *auranticola* B. et Br. M. 296.  
 † *auricoma* (Wallr.) Mtgn. M. 297.  
 † *aglæothele* B. et C. 293.  
 † *Aurantium* (Wallr.) M. 297.  
 † *abscoudita* Sacc. MS. 123. M. 296.  
 † *bactridioides* B. et Br. M. 294.  
 † *bicolor* B. et Br. M. 295.  
 † *Bogosarum* Pass. M. 296.  
 † *bryophila* (Rob. et Desm.) Sacc.  
 M. 296.  
*cinnabarina* (Tode) Fr. MS. 122. M.  
 289-513. MV. 86.



- f. *Aceris camp.* MV. 926.  
 f. *Juglandis regiae* MV. 767.  
 \**Tiliæ* Karst. M. 289.  
*coccinea* (Pers.) Fr. MS. 123. M.  
 291-513. MV. 97.  
*charticola* Fekl. M. 289-464.  
 † *chlorella* (Fr.) Tul. M. 289.  
*Cucurbitula* Fekl. M. 290-409.  
 † *cosmariospora* Ces. et DNtrs. M.  
 290.  
 † *Coryli* Fekl. M. 291.  
 † *citrina* Fr. M. 291.  
 † *crustulina* B. et Rav. M. 297.  
 † *chrysites* (Wallr.) Rabh. M. 295.  
*Desmazierii* DNtrs. FV. IV. 23. M.  
 289. MV. 166.  
 † *discophora* Mtgn. M. 288.  
*ditissima* Tul. M. 291-410.  
 † *Daldiniana* DNtrs. M. 292.  
 \**granulosa* Cr. M. 292.  
 † *dealbata* B. et Br. M. 296.  
 † *diploa* B. et C. M. 294.  
 \**diminuta* B. et C. M. 294.  
 † *dispersa* Cook. M. 295.  
 † *decolorans* Fr. M. 297.  
*episphæria* (Tode) Fr. MS. 123. M.  
 291.  
 † *erythrinella* (Nyl.) Tul. M. 289.  
 † *Eugeniae* Curr. M. 289.  
 † *Fuekelii* Sacc. M. 289.  
 † *fimicola* Fekl. M. 290.  
 † *foliicola* B. et C. M. 292.  
 † *fuliginosa* B. et Br. M. 293.  
 † *flavo-lanata* B. et Br. M. 294.  
 † *graminicola* B. et Br. M. 293.  
 † *gyrosa* B. et Br. M. 294.  
 † *Heraclei* Crouan. M. 292.  
 † *hæmatococca* B. et Br. M. 293.  
*hirtella* Sacc. et Speg. MV. 1373.  
 M. 543.  
 † *indigena* (Arnold) Rehm. M. 294.  
*inaurata* B. et Br. M. 296.  
 † *lichenicola* (Ces.) Sacc. M. 289.  
 † *lecanodes* Ces. M. 290.  
 † *laticolor* B. et C. M. 292.  
 † *lageniformis* B. et C. M. 297.  
*Mantuana* Sacc. M. 22-100-294. Fl.  
 156.  
 † *mammoidea* Plow. M. 291.  
 † *macrostoma* B. et C. M. 292.  
 † *Magnusiana* Rm. M. 294.  
 † *mobilis* (Tod.) Fr. M. 297.  
 † *Oropensis* Ces. M. 291.  
 † *ossicola* Cr. M. 292.  
 † *ochroleuca* Schw. M. 297.  
 † *ochracea* (Grev.) Fr. M. 297.  
*Peziza* (Tode) Fr. MS. 123. M. 290.  
 MV. 925.  
 \**minor* Dmz. M. 290.  
*Pezizula* Speg. M. 232-294.  
 † *pithyroides* Mtgn. M. 288.  
 \**saccharina* B. et Br. M. 288.  
 † *punicea* (Kze et Schm.) Fr. M.  
 288.  
 † *paludosa* Fekl. M. 289.  
 † *Purtoni* (Grev.) Curr. M. 293.  
 † *Peponum* B. et C. M. 294.  
 † *Pandani* Tul. M. 295.  
 † *Ralfsii* B. et Br. M. 293.  
 † *Ribis* (Tode) Rabh. M. 293.  
 † *Russelii* B. et C. M. 293.  
 † *Resinæ* Fr. M. 297.  
*squamuligera* Sacc. FV. IV. 22. M.  
 100-293-513. Fl. 155. MV. 685.  
*sinopica* Fr. FV. IV. 23. M. 289. MV.  
 167.  
*sanguinea* (Sibth.) Fr. M. 51-291.  
 MV. 1372.  
 \**laurina* Sacc. M. 51-291.  
 † *saccharina* B. et C. M. 292.  
 † *suffulta* B. et C. M. 292.  
 † *stenospora* B. et Br. M. 294.  
 † *subquaternata* B. et Br. M. 295.  
 † *Stilbospora* Tul. M. 295.  
 † *turbinata* Fekl. M. 291.  
 † *terrestris* Cr. M. 292.  
 † *thujana* Rm. M. 294.  
*Urceolus* Speg. M. 463.  
 † *villigera* B. et Br. M. 297.  
 † *viticolor* B. et C. M. 293.  
 † *varicolor* Fekl. M. 292.  
*Nectriella* Sacc. (Pyren.)  
*aurea* S. et S. M. 409.  
 † *Bambusæ* (B. et Br.) Sacc. M. 279.  
 † *chlorina* (Cr.) Sacc. M. 278.  
 † *chrysites* (West.) Sacc. M. 278.  
 † *carnea* (Dmz.) Sacc. M. 278.  
 † *citrina* (Cr.) Sacc. M. 278.  
 † *digitalicola* (Cr.) Sacc. M. 278.  
 † *furfurella* (B. et Br.) Sacc. M. 279.  
 † *Keithii* (B. et Br.) Sacc. M. 279.  
 † *jucunda* (Mtgn.) Sacc. M. 278.  
*jucundula* S. et S. M. 409.  
 † *miltina* (Mtgn.) Sacc. M. 278.  
 † *monilifera* (B. et Br.) Sacc. 279.  
 † *microspora* (Cook. et Ell.) Sacc.  
 M. 279.  
 † *nigro-viridis* (Cr.) Sacc. M. 278.  
 † *offuscata* B. et C. M. 279.  
 † *perpusilla* (Mtgn.) Sacc. M. 278.  
*Rousselliana* (Mtgn.) Sacc. M. 51-227.  
 330.  
 † *thelopsioides* (Cr.) Sacc. M. 279.  
 † *Umbelliferarum* (Cr.) Sacc. M.  
 578.



- villosula* Speg. M. 463.
- Nesolechia* Mass. (Discom. v. Lichen.)  
*thallicola* Mass. MS 156.
- Nematogonium* Dmz. (Hyphom.)  
*aurantiacum* Desm. MS. 185 MV. 1286.
- Neottiospora* Dmz. (Sphaerops.)  
*coprophila* Speg. M. 481.  
*Caricum* Dmz. M. 521.
- Niptera* Fr. p. p. Fekl. (Discom.)  
*brachyspora* Sacc. FV.iv. 32. M. 97. FI. 111.  
*cinerea* (Batsch.) Fek. MS. 162. M. 424. 472. MV. 731.  
\**luteola* M. 424.  
\**grisella* M. 425.  
\**culmina* M. 425.  
\**donacina* M. 425.  
\**caricina* M. 425.  
\**olivascens* M. 425.  
\**macrosperma* M. 425.  
*Dehnii* (Rabh.) Sacc.  
\**fuscidula* Sacc. FV.iv. 32.  
*exsiliens* Speg. M. 472.  
*Grappensis* Sacc. M. 442.  
*lilacina* (Wulf.) Sacc. FV.iv. 31.  
*melaleuca* (Fr.) Fekl. FV.iv. 31. M. 425. (515).  
*echinicola* M. 424.  
*nemophila* Sacc. FV.iv. 32.  
*Riccia* Sacc. MS. 162. FV.iv. 33.  
*sarmentorum* Sacc. FV.iv. 31.  
*stictella* S. et S. M. 425.  
*uda* (Pers.) Fekl. MS. 162.
- Nummularia* Tul. (Pyren.)  
*repandoides* Fuck. MS. 153. FI. 583.
- Nyctalis* Fr. (Hymen.)  
*Asterophora* Fr. MS. 43. MV. 814.
- ①
- Octospora* Hedw. (Discom.)  
*leucoloma* Hedw. MS. 166. V. Peziza  
*leucoloma*.
- Odontia* Fr. (Hymen.)  
*fimbriata* (Pers.) Fr. FV.v. 164.  
*Pruni* Fr. M. 540.
- Oedocephalum* Pr. (Hyphom.)  
*elegans* Preuss. MS. 188. V. Haplo-  
*trichum glomerulosum*
- Ohleria* Fekl. (Pyren.)  
*rugulosa* Fekl. FV.v. 177. M. 348. FI. 307.
- Oidium* Lk. (Hyphom.)  
*Lactis* Fres. M. 265. MV. 1243.  
*erysiphoides* Fr. Stat. conid. *Erysiphearum* plur.  
*leucoconium* Dmz. Stat. conid. *Sphaerothecæ pannosæ*.  
*monilioides* Lk. Stat. conid. *Erysiphes graminis*.  
*Tuckeri* Berk. Stat. conid. *Erysiphes Tuckeri*.
- Oomyces* Bk. et Br. (Pyren.)  
† *carneo-albus* (Lib.) B. et Br. M. 324.
- Opionectria* Sacc. (Pyren.)  
† *mellina* (Mtgn.) Sacc. M. 323.  
† *paludosa* (Cr.) Sacc. M. 323.  
† *trichospora* (B. et Br.) Sacc. M. 323.
- Otidea* Fekl. (Discom.)  
*Auricula* (Schäff.) M. 431. V. *Peziza cochleata* (Huds.) Fuck. MS. 167. V. *Feziza*.  
*onotica* (Pers.) M. 431. V. *Peziza tincturella* Cke S. M. 71. V. *Peziza*.
- Othia* Fekl. (Pyren.)  
*Cratægi* Fuckl. M. 248. FI. 537.  
*Coryli* Fekl. MS. 118. (Cucurbitaria).  
*Quercus* Fekl. FI. 538. MS. 118.
- Ozonium* Lk. (Hyphom. v. Mycel.)  
*auricomum* Lk. MS. 204. M. 552.  
*croceum* Pers. (?) M. 275. MV. 1257.  
*parietinum* Lk. MV. cent. XV.
- P
- Papularia* Fr. (Hyphom.)  
*arundinacea* Fr. MS. 107. V. P. *Arundinis*.  
*Arundinis* (Corda) Fr. MS. 179.  
f. *microspora* MV. 1073.  
f. *platyspora* MV. 1072.
- Paranectria* Sacc. (Pyren.)  
† *affinis* (Grev.) Sacc. M. 317.
- Passalora* Fr. (Hyphom.)  
*Brunaudii* Sacc. M. 537.  
*baecilligera* (Mtgn.) Fr. FV.v. 187

- depressa (B. et Br.) Sacc. FV.v. 187.  
MV. 579 (P. polythr.)
- dendritica (Wallr.) Sacc. MV. 585-  
1067-1246. MS. 182. M. 265-536.
- polythrincioides* Fekl. MV. 589. V.  
P. depressa.
- pyrina (Lib.) Sacc. M. 537.
- Passerinula Sacc. (Pyren.)  
candida Sacc. FV.iv. 22. M. 73. M.  
284. FI. 4.
- Patellaria Hedw. Fr. (Discom.)  
nigerrima Sacc. FV.iv. 29. M. 97.  
FI. 108.
- Strickeri (Körb.) Sacc. M. 57. MV.  
1201.
- Patinella Sacc. (Discom.)  
hyalophæa Sacc. FV.iv. 29. FI. 3.
- Penicillium Lk. (Hyphom.)  
*crustaceum* Fr. MS. 183. V. P.  
glaucum.
- candidum Lk. FV.v. 194. M. 535.
- glaucum Link. MS. 183. M. 535.  
f. *epimyces* MV. 1060.
- Perichæna Fr. (Myxom.)  
corticalis (Batsch.) Rost. M. 516.
- depressa (Lib.) Rost. FV.iv. 40. MV.  
500.
- Periconia Pers. (Hyphom.)  
chlorocephala Fres. FV.v. 192. MV.  
301.
- pycnospora Frev. FV.v. 192. MV.  
302. M. 538.
- f. *Cocculi laurifoliæ* MV. 1092.
- papyrogena Sacc. M. 273.
- Peridermium Lk. (Hypod.)  
Pini (Willd.) Wallr. FV.v. 168.  
var. *acicola* Wallr. FV.v. 168.
- Perisporium Fr. (Pyren.)  
Typharum Sacc. MS. 92. FI. 597.  
\**lignicola* FI. 598.
- vulgare Cda FV.v. 174. M. 401. FI.  
599.
- Peronospora Cda. (Phycomyc.)  
arborescens (Berk.) de Bary. MS.  
88. MV. 1338.
- affinis Rossm. FV.v. 171. MV. 65.
- alta Fekl. M. 12. MV. 1339.
- Alsinearum Caspar. M. 12.  
f. *Cerastii* MV. 793.
- f. *Stellaris-medisæ* MV. 1334
- calotheca de By. FV.v. 172.  
f. *Aparines* de By. MV. 1119.
- Chloræ de By. M. 12.
- Cyparissis de By. M. 454.
- Dianthi de By. MS. 88.
- densa Rabh. M. 12-365.
- Dipsaci Tul. M. 243. MV. 1122.
- Erythrææ Kühn. M. 365.
- effusa (Grev.) de Bary. MS. 88.  
f. *Chenop. mural.* MV. 490.  
f. *Chenop. albi* MV. 489.  
f. *Chenop. polysperm* MV. 140.
- Ficariæ Tul. FV.v. 171. MV. 1118.
- grisea Ung. FV.v. 172. MV. 1121.
- gangliiformis Berk. FV.v. 171.  
f. *Centaurææ nigrescentis* MV.  
1336.
- f. *Lactuæ sativæ* MV. 371.
- f. *Senecionis vulgaris* MV. 488.
- f. *Cirsii arvensis* MV. 1335.
- infestans (Mtg.) de By. FV.v. 171.  
MV. 141.
- Lamii A. Br. FV.v. 172. MV. 487.
- Myosotidis de By. FV.v. 171.  
var. *Symphyti tuberosi* FV.v. 171.
- nivea (Ung.) de By. MS. 88.  
f. *Angelicæ* MV. 886.
- f. *Ægopodii* MV. 64.
- f. *Pimpinellæ* MV. 491.
- parasitica (Pers.) de By. MS. 88. M.  
504.
- pygmæa (Ung.) de By. M. 365.  
stat. *oogonioph.* MV. 1340.
- Rumicis Cda. FV.v. 172. MV. 372.
- sordida Bk. M. 365.
- Stachydis Thüm. M. 542.  
f. *Stachydis palustris* MV. 1337.
- Trifoliorum de By. FV. 172.  
v. *Medicaginis lupulinæ* FV.v.  
172.
- Viciæ (Bk.) de By. M. 242. MV. 1120.
- Pestalozzia DNtrs. (Sphærops.)  
breviseta Sacc. M. 92. FI. 84. Sp.  
Amp. 19.
- funerea Desmz. MS. 198. M. 478. M.  
533.
- Guepini Dmz. FV.v. 198. MV. 974.
- herbicola Sacc. MS. 199.
- ilicina Sacc. FV.v. 198. MV. 327.
- lignicola Cke M. 480.
- longiseta Spig. M. 478.
- macrospora Ces. FV.v. 198. MV.  
326. M. 480.
- monochaeta Desm. MS. 198. M. 480.  
f. *Castanææ* MV. 325.
- f. *Quereus* MV. 324.

- inacropoda Speg. M. 480.  
 pezizoides DNtrs. MS. 199. MV. 328.  
 Pteridis Sacc. MV. 326.  
 plagiocœta Sacc. M. 533.  
 sessilis Sacc. M. 261. MV. 975.  
 strobilicola Speg. M. 479.  
 Saccardoï Speg. M. 480.  
 Thümenii Speg. Amp. 7.  
 truncatula (Cda) Fekl. FV.v. 198. M.  
 533.  
 uvicola Speg. Amp. 5.  
 Veneta Sacc. M. 92. FI. 83.
- Peziza L. (Discom.) \***  
 (Acetabula) Acetabulum L. MS. 160.  
 (Acetabula).  
 (Phæopezia \*\*) apiculata Cke M. 71.  
 (Sepultaria) affinis Sacc. FV.iv. 38.  
 (Humaria aff.)  
 (Pyronemella \*\*\*) arachnoidea Sp.  
 M. 237. (Pyr. araneosum).  
 (Humaria) araneosa Bull. M. 551.  
 (Cochlearia) aurantia Oed. MS. 167.  
 (Otidea) Auricula Schæff. p. p. Cke.  
 M. 71.  
 (Pyronema) aurantio-rubra (Fekl.)  
 \*pallens M. 69. (Pyr.)  
 (Sepultaria) brunnea A. S. FV.iv.  
 38. (Humaria).  
 (Cochlearia) badia Pers. MS. 167.  
 (Plicaria).  
 (Acetabula) Calyx Sacc. MS. 168.  
 (Acet.).  
 (Cochlearia) cochleata Huds. MS. 167.  
 (Otidea).  
 cyathoidea Bull. V. Cyathicula.  
 (Tazzetta \*\*\*\*) cupularis L. MS. 167.  
 (Pustul. cupularis.)  
 (Humaria) carnea (Pers.) Karst. M.  
 70.  
 (Humaria) Chateri Sm. M. 69.  
 caulicola Fr. FV.iv. 34. V. Helo-  
 tium.  
 caracella Fr. FV.iv. 34. V. Helo-  
 tium.  
 (Sarcoscypha) coccinea Jacq. MS.  
 166. (Plect.)  
 (Crouania \*\*\*\*\*) Crouanii Cke M. 430.  
 (Crouania) Constellatio B. et Br. M.  
 71.  
 (Tazzetta) carbonaria A. et S. M. 431.
- (Scutellinia) diversispora Speg. M.  
 236. (Humaria).  
 (Pyronema) Franzoniana DNtrs.  
 FV.iv. 38.  
 \* P. rhopalasca M. 432.  
 Galbula v. sulphurea V. Helotium.  
 Humuli V. Helotium.  
 (Humaria) humosa Fr. MS. 166.  
 (Crouania hum. p. p.) M. 432.  
 (Sepultaria) hemisphærica Wigg.  
 MS. 166. (Humaria) M. 552.  
 (Scutellinia) hirta Schum. M. 70.  
 inquinans Pers. V. Bulgaria.  
 (Sepultaria) lanuginosa Bull. M. 552.  
 (Humaria) leucoloma Hedw. MS. 166.  
 (Leucol. Hedwigii).  
 (Scutellinia) lentiformis Pers. M. 545.  
 (Macropodia) macropus Pers. MS. 168.  
 (Macropodia).  
 (Rhizopodella) melastoma Sow. M. 69  
 (Plectania).  
 (Otidea) onotica Pers. M. 431.  
 (Pyronema) omphalodes Bull. FV.iv.  
 38. MV. 268 (Pyr.)  
 (Neottiella) patavina C. et S. M. 70.  
 Pteridis A.S. V. Trichopeziza pul-  
 veracea.  
 pertenuis Sacc. V. Helotium.  
 (Scutellinia) pulcherrima (Cr.) Cke.  
 M. 237 (Hum.)  
 (Acetabula) Rehmiana Sacc. M. 544.  
 MV. Cent. XV.  
 (Discina) repanda Wahlb. MS. 167  
 (Plicaria).  
 (Macropodia) Rapulum. Bull. M. 515.  
 (Scutellinia) rubra Cke. M. 545.  
 sarcoides Fr. V. Corync.  
 (Geoscypha) Saccardiana Cke. M. 70.  
 (Scutellinia) scutellata L. MS. 166.  
 M. 70-551. MV. 955 (Humaria).  
 (Scutellinia) setosa Nees. FV.iv. 38.  
 M. 70 (Humaria).  
 (Scutellinia) sublivida S. et S. M. 443.  
 (Scutellinia) stercorea Pers. MS. 166.  
 M. 237.  
 (Pyronema) subhirsuta Schum. FV.v.  
 184. M. 237. MV. 732.  
 (Geoscypha) sepiatrella Sacc. M. 544.  
 (Geoscypha) tincturella C. et S. M. 71.  
 (Sphærospora \*\*\*\*\*) trechispora Curr.  
 M. 70. MV. 955 (Humaria).

\*) Colliguntur sub hoc genere species majores sporidiis continuis ovoideis, suboblongis v. sphericis donatæ. Plerumque recepta sunt subgenera quæ a cl. Cookeo adhibentur in suo Indice system. Discom. (Mycogr. I. p. 247).

\*\*) Est *Geoscypha* sporidiis apiculatis fuscisque instructa.

\*\*\*) Est *Pyronema* sporidiis sphericis ornatum.

\*\*\*\*) Nec *Tarsetta* ut habent auctores.

\*\*\*\*\*) Est *Humaria* sporidiis globosis donata.

\*\*\*\*\*) Est *Scutellinia* sporidiis globosis ornata



- (*Scutellinia*) *theleboloides* A. et S.  
M. 430.
- (*Scutellinia*) *umbrarum* (Fckl.) Cke.  
M. 431.
- (*Crouania*) *violascens* Cke. M. 444.
- (*Pustularia*) *vesiculosa* Bull. MS. 167.  
(Pust.)
- Pezizula* Tul. (Discom.)  
*rhabarbarina* (Berk.) Tul. M. 419.  
*Resinæ* Fuck. M. 470.
- Pezizula* Karst. (Discom.)  
*crustacea* (Fckl.) Karst. V. *Ryparobius*.  
*Pelletieri* (Cr.) Speg. V. *Ryparobius*.
- Phacidium* Fr. (Discom.)  
*Ph. coronatum* (Schm.) Fr. MS.  
159. V. *Coccomyces coronatus*.  
*Ph. congener* Ces. M. 515.  
*dentatum* Kze. et Schm. MS. 159.  
MV. 262. V. *Coccomyces den-*  
*tatus*.  
*minutissimum* Awd. MS. 159. (Coc-  
comyces?)  
*Medicaginis* Lib. FV. IV. 29. MV.  
722. M. 551. MV. 145. (ex err.  
sub *Phyllach.*)  
*radians* Rab. et Dmz. M. 60.  
\**sibiricum* M. 60. MV. 1198.  
*Trifolii* (Bernh.) Boud. M. 60. MV. 721.
- Phæopezia* Sacc. (Discom.)  
*apiculata* (Cke.) M. 71.
- Phæosperma* Nke (Pyren.)  
*gastrinum* Nhe. MS. 143. V. *An-*  
*thostoma gastr.*
- Phallus* L. (Phalloid.)  
*impudicus* L. MS. 69. MV. 837.
- Phlebia* Fr. (Hymen.)  
*radiata* Fr. FV. v. 164.
- Phoma* Fr. (Sphærops.)  
*Aucubæ* West. FV. v. 201.  
*Asparagi* Sacc. M. 257. MV. 932.  
*aculeorum* Sacc. M. 358-525.  
*Anaxæa* Sp. M. 482.  
*ambigua* Nke. M. 520.  
*Asphodeli* Sacc. M. 521.  
*Amorphæ* Sacc. M. 523.  
*Berkeleyi* Sacc. FV. v. 200.  
*Berberidis* Sacc. M. 259.  
*bacillaris* Sacc. M. 526.
- baccæ* Catt. Speg. Ampel. 9.  
*Citri* Sacc. FV. v. 200.  
*cinerascens* Sacc. FV. v. 201. M. 521.  
*cassubica* Sacc. M. 125.  
*Coronillæ* (Dmz.) West. M. 258. MV.  
1210.  
*cryptica* Nke. M. 521.  
*cytisporoides* Sacc. M. 522.  
*Cacti* Bk. M. 524.  
*cylindrospora* (Dmz.) Sacc. M. 527.  
*diplodiella* Speg. Amp. 4.  
*demissa* Sacc. FV. v. 201.  
*denigrata* Desm. FV. v. 202.  
*difformis* Sacc. M. 125.  
*Diospyri* Sacc. M. 258. MV. 1209.  
*diplodioides* Sacc. M. 522.  
*decorticans* DNtrs. M. 524.  
*discosioides* Sacc. M. 526.  
*Elæagni* Sacc. M. 54. MV. 1297.  
*enteroleuca* Sacc. M. 358-523.  
*endogena* Speg. M. 482.  
*endoleuca* Sacc. M. 523.  
\**ligustrina* Sacc. M. 523.  
*eupyrena* Sacc. M. 526.  
*fraxinea* Sacc. M. 526.  
*Granati* Sacc. FV. v. 200. MV. 514.  
*graminella* Sacc. M. 127.  
*herbarum* West. MS. 102. M. 523.  
*Hederæ* Desm. MS. 140.  
*Hippoglossi* (Mtg.) Sacc. M. 527.  
MV. 1000 (Sphærops.)  
*intermedia* Sacc. FV. v. 201.  
*incrustans* Nke. M. 521.  
*Indigoferæ* Sacc. M. 523.  
*Japonica* Sacc. FV. v. 201. M. 521.  
*juglandina* Fckl. M. 521.  
*Ilicis* Dmz. M. 525. FV. v. 202.  
f. *Evonymi* MV. 554.  
*Leguminum* West. MS. 191. M. 525.  
*labens* Sacc. M. 125.  
*Lebiseyi* Sacc. M. 257. MV. 774.  
*leucostigma* (Lev.) Sacc. M. 259-525.  
MV. 1298. MS. 140-203.  
*Lagerstroemiæ* Speg. M. 482.  
*leptidea* Sacc. M. 522.  
*lirelliformis* Sacc. M. 522.  
*Laurocerasi* Dmz. M. 524.  
*Lingam* Dmz. M. 525.  
*Letendrei* Sacc. M. 526.  
*longissima* (Pers.) West. MS. 203.  
(Sphæropsis.)  
*melæna* (Fr.) DR. et M. MS. 203.  
(Sphæropsis.)  
*Malvacearum* West. M. 258. MV.  
1208.  
*montana* Speg. M. 482.  
*mendax* Sacc. M. 521.



- moricola* Sacc. M. 525.  
*multipunctata* Sacc. MV. cent. XX.  
*nebulosa* (Fr.) Mtgn. M. 258. MV.  
 1207.  
 \**Althææ* M. 525.  
*Nerii* Speg. M. 482.  
*oncostoma* Thm. M. 259.  
*Enotheræ* Sacc. M. 524.  
*œnotherella* Sacc. M. 524.  
*penicillata* Fekl. MS. 191.  
*Pulvis pyrius* Sacc. M. 450. FV.v.  
 200.  
*perexigua* Sacc. FV.v. 201.  
*pinæa* Sacc. M. 126.  
*pithya* Sacc. M. 126.  
*Potonieana* Sacc. M. 126-276.  
*pterophila* (Nke.) Fekl. M. 258. MV.  
 1031.  
*protracta* Sacc. M. 259. MV. 1211.  
*Pulviscula* Sacc. M. 258-523. MV.  
 1299.  
*populea* Sacc. M. 358-225.  
*pungens* Nke M. 520.  
*petiolina* Sacc. M. 523.  
*Persicæ* Sacc. M. 526.  
*rudis* Sacc. M. 257-521. MV. 933.  
*resicans* Sacc. M. 257. MV. 934.  
*Rosmarini* Speg. M. 481.  
*Robergeana* (Dmz.) Sacc. M. 520.  
*Rubiæ* Sacc. M. 526.  
*strobiligena* Desm. MS. 161.  
*Samararum* Desm. MS. 191. M. 525.  
*subordinata* Desm. FV.v. 200.  
*stictica* B. et Br. FV. v. 200. MV.  
 308.  
*seposita* Sacc. FV.v. 201. M. 520.  
*Sophoræ* Sacc. FV.v. 202.  
*salsa* Sacc. M. 126.  
*Spartii* Sacc. M. 359-521.  
*superflua* Sacc. M. 522.  
*subvelata* Sacc. M. 524.  
*Solieri* (Mtgn.) Sacc. M. 525.  
*Tecomæ* Sacc. FV.v. 201.  
*tinea* Sacc. M. 521,  
*Visci* Sacc. M. 125.  
*Volkameriæ* Speg. M. 481.  
*Vincæ* (Fr.) Sacc. MS. 193 (Depazea  
 Vincæ).  
*vulgaris* Sacc. M. 524.  
*vicina* Dmz. M. 525.  
*Weigeliæ* Speg. M. 481.  
*xanthina* Sacc. M. 359-526.
- † *ovalis* (Pass.) Sacc. FV.ii. 306.
- Phragmidium* Lk. (Hypoderm.)  
*apiculatum* Wallr. MS. 207. MV.  
 117. M. 550.  
*bulbosum* Schlechtld. MS. 79.  
 f. *Rubi Chamæmori* MV. 444.  
 f. *Rubi fruticosi* MV. 847.  
*fusiforme* Schröt. M. 438.  
*gracile* Grev. MS. 78. MV. 116.  
*mucronatum* B. *Sanguisorbæ*. V.  
 Ph. *Poterii*.  
*microsorium* Sacc. M. 10-97. FI. 105.  
 MV. 848.  
*obtusum* Kze. et Schm. MS. 78. MV.  
 445. M. 500.  
 f. *Potentillæ vernæ* MV. 1320.  
 f. *Potentillæ auræ* MV. 1321.  
 f. *Potentillæ albæ* MV. 1322.  
*Poterii* Fekl. MS. 78.  
*Rosarum* Rbh. MS. 79. M. 550.  
 f. *Rosæ centif.* MV. 792.  
 f. *Rosæ arvensis* (uredosp.) MV.  
 1126.  
 f. *Rosæ arvensis* (teleut.) MV. 47.  
 f. *Rosæ rubiginosæ* MV. 443.  
*Tormentillæ* Fekl. MS. 207. MV.  
 69 (Uredosp.) MV. 846 (Teleut.)
- Phyllachora* Nke. (Pyren.)  
*Angelicæ* (Fr.) Fekl. FV.v. 181. MV.  
 232. M. 511.  
*Ægopodii* (Pers.) Fekl. MS. 145.  
*Bromi* Fekl. M. 511.  
*Cynodontis* (Sacc.) Niessl. M. 252. MV.  
 203.  
*fallax* Sacc. FV.v. 181. MV. 640.  
*Graminis* (Pers.) Fekl. MS. 144. M.  
 511.  
 f. *Cynodontis* MV. 230. V. Ph.  
*Cynodontis*.  
 f. *Agropyri* MV. 639.  
*Hieraclei* (Fr.) Fekl. FV.v. 181. MV.  
 643.  
*Junci* (Fr.) FeFl. FV. 946.  
*Medicaginis* Sacc. MS. 145. V. Phacid.  
*Setariæ* Sacc. FV.v. 182. MV. 641.  
*sylvatica* S. et S. M. 410. FI. 404.  
*Trifolii* (Pers.) Fekl. MS. 145. MV.  
 644.  
*Ulmi* (Sow.) Fekl. MS. 144. MV.  
 231. M. 551. 642. (cum *Trichoth.*)
- Phyllactinia* Lév. (Pyren.)  
*guttata* Lév. MS. 90.  
 f. *Alni glutinosæ* MV. 620.  
 f. *Berberidis vulg.* MV. 895.
- Phomatospora* Sacc. (Pyren.)  
*Berkeleyi* Sacc. FV.ii. 306. M. 497.  
 FI. 605. M. 506.  
*macropoda* Sacc. FI. 604.

f. Corni maris MV. 625.  
 f. Carpini Betuli MV. 67.  
 f. Coryli Avellanæ MV. 623.  
 f. Cratægi Oxyac. MV. 621.  
 f. Fagi sylvat. MV. 894.  
 f. Fraxini Orni Mtgn. 624.  
 f. Fraxini simplicifoliæ MV. 1377.  
 f. Paliuri aculeati MV. 622.

Phyllosticta Pers., Sacc. (Sphærops.)  
 Aceris Sacc. FV.v. 203. MV. 353. M.  
 147.  
 æsculina Sacc. M. 134.  
 Alcides Sacc. M. 135.  
 Asclepiadearum West. M. 140.  
 althæina Sacc. M. 143.  
 Ailanthi Sacc. M. 148.  
 Ajugæ S. et S. M. 150.  
 Aucubæ S. et S. M. 153.  
 aquatica Sp. M. 483.  
 anceps Sacc. M. 532.  
 Arunci Sacc. FV.ii 300. v. 203. M. 143.  
 aubucicola Sacc. MV. cent. XV.  
 Berberidis Rabh. M. 133.  
 buxina Sacc. M. 137.  
 Bignoniæ West. M. 137.  
 betulina Sacc. M. 154.  
 Cytis Desm. MS. 195. M. 146.  
 concentrica Sacc. FV.v. 203. M. 136.  
 MV. 352.  
 Caprifolii (Opiz.) Sacc. M. 137.  
 cytisella Sacc. M. 137.  
 Coryli Sacc. M. 138.  
 Calycanthi Sacc. M. 139.  
 Capparidis Sacc. M. 139.  
 Calystegiæ Sacc. M. 141.  
 cruenta (Fr.) Kx. M. 142.  
 Cirsii Dmz. M. 143.  
 Cucurbitacearum Sacc. M. 145.  
 Cathartici Sacc. M. 146.  
 cornicola (DC.) Rabh. M. 148.  
 Chenopodii Wert. M. 150.  
 Campanulæ S. et S. M. 151.  
 capsulicola S. et S. M. 152.  
 crastophila Sacc. M. 153.  
 carpineæ Sacc. M. 158.  
 corylaria Sacc. M. 153.  
 Cratægi Sp. M. 483.  
 destruens Dmz. M. 134.  
 Dulcamaræ Sacc. M. 160.  
 discors S. et Sp. M. 154.  
 evonymella Sacc. M. 138.  
 Ehrhartii Sacc. M. 140.  
 Epimedii Sacc. M. 149.  
 Erythrææ S. et S. M. 152.  
 Evonymi S. et S. M. 155.  
 Farfaræ Sacc. FV.ii 302. v. 203. M.  
 143.

Forsythiæ Sacc. M. 93. 147. FI. 87.  
 MV. 979.  
 fragaricola Dmz. et Rob. M. 140.  
 Filipendulæ Sacc. M. 145.  
 flavidula Sacc. M. 531.  
 filipendulina Sacc. M. 150. 276.  
 Grossulariæ Sacc. M. 136.  
 Galeopsidis Sacc. M. 150.  
 Gomphrenæ S. et S. M. 151.  
 Glechomæ Sacc. M. 151.  
 helleborella Sacc. FV.ii 301. v. 203.  
 M. 143.  
 hedericola DR. et M. FV.v. 203. MV.  
 351. M. 137.  
 Humuli Sacc. M. 144.  
 ilicina Sacc. FV.v. 203. M. 136. MV.  
 512.  
 Juglandis (DC.) Sacc. M. 135. MV.  
 981.  
 Jasmini Sacc. M. 138.  
 Jacobæa Sacc. M. 149.  
 juglandina Sacc. M. 155.  
 lillicola Sacc. FV.v. 203. M. 152.  
 Ligustri Sacc. M. 134. MV. 980.  
 Lauri West. M. 135.  
 Lamii Sacc. M. 142.  
 Laserpitii Sacc. M. 145.  
 Lappæ Sacc. M. 151.  
 laburnicola Sacc. M. 152. MV. 978.  
 Laurocerasi S. et S. M. 153.  
 laurella Sacc. M. 157.  
 lutetiana Sacc. M. 159.  
 ligustrina S. et S. M. 160.  
 Magnoliæ Sacc. M. 139.  
 Marchantiæ Sacc. M. 144.  
 Mahoniæ S. et S. M. 153.  
 Mespili Sacc. M. 159.  
 Nerii West. M. 138.  
 Negundinis Sacc. M. 149.  
 nervisequa Sacc. M. 160.  
 Napi Sacc. M. 532.  
 Oxalidis Sacc. M. 142.  
 Opuli Sacc. M. 146.  
 orobina Sacc. M. 149.  
 Opuntia S. et S. M. 156.  
 osteospora Sacc. M. 531.  
 pyrina Sacc. M. 134. 531.  
 populea Sacc. M. 135.  
 Pseudoplatani Sacc. M. 136.  
 potentillica Sacc. M. 139.  
 Plantaginis Sacc. M. 140.  
 Polygonorum Sacc. M. 141.  
 Pharbitis Sacc. M. 144. MV. 983.  
 Portulacæ Sacc. M. 145.  
 Persicæ Sacc. M. 147.  
 Paulowniæ Sacc. M. 143.  
 phaseolina Sacc. M. 149.  
 Physaleos Sacc. M. 150.

- Platani* S. et S. M. 153.  
*pyricola* S. et S. M. 153.  
*populina* Sacc. M. 155.  
*punica* S. et S. M. 156.  
*photnica* Sacc. M. 156. 276.  
*photnicola* Sacc. M. 157.  
*prunicola* (Opiz.) Sacc. M. 157. 483.  
*Phaseolorum* S. et S. M. 160.  
*Pæoniæ* S. et S. M. 160.  
*profusa* Sacc. M. 260. MV. 1213.  
*Platanoidis* Sacc. M. 360. 531.  
*Phillyrææ* Sacc. M. 531.  
*Quercus* Sacc. M. 138.  
*Quercus Ilicis* Sacc. M. 155.  
*Robinia* Sacc. M. 146.  
*Ranunculi* S. et S. M. 150.  
*rubicola* Rabk. M. 154.  
*rhamnigena* Sacc. M. 156.  
*ruscicola* Dmz. M. 157.  
*Rhamni* Wert. M. 158.  
*Rhododendri* Sacc. M. 531.  
*syriaca* Sacc. M. 136.  
*sorghina* Sacc. M. 140.  
*serophularinea* Sacc. M. 141.  
*Sonchi* Sacc. M. 141.  
*Syringæ* West. M. 147-531. MV. 982.  
*Siliquastris* Sacc. M. 148.  
*Symphoricarpi* West. M. 148.  
*Saponariæ* (Fekl.) Sacc. M. 154.  
*Serophulariæ* Sacc. M. 159.  
*sycophila* Thm. M. 531.  
*tinea* Sacc. M. 135.  
*Tami* Sacc. M. 142.  
*Teucri* Sacc. M. 144.  
*Tecomæ* Sacc. M. 148.  
*Tropæoli* Sacc. et Speg. M. 152.  
*Tiliæ* Sacc. et Speg. M. 158.  
*Tormentillæ* Sacc. M. 159.  
*tineola* Sacc. M. 531.  
*Urticæ* Sacc. M. 141.  
*ulmicola* Sacc. M. 158.  
*vulgaris* Desm. MS. 195.  
*Vitis* (Fekl.?) M. 135.  
*Violæ* Dmz. M. 143.  
*viticola* Sacc. et Speg. M. 155.  
*Vincetoxici* Sacc. M. 156.  
*Verbasci* Sacc. M. 531.  
*Weigelæ* Sacc. M. 139.  
  
*Physalospora* Niessl. (Pyren.) 122.  
*Astragali* (Lasch) Sacc. M. 181. 276.  
 (Ph. *Kœhneana*.)  
*Corni* Sacc. FV.iv. 4. (Botr.) M. 329.  
 506. FI. 182.  
*Euganea* Sacc. M. 244. MV. 1163.  
 FI. 601.  
*Festucæ* (Lib.) Sacc. M. 27. FI. 600.  
*fallaciosa* Sacc. M. 121. FI. 602.  
  
*gregaria* Sacc. FI. 432. M. 491. 506.  
 FV.iv. 4. (Botr. Bér. dispersa  
 f. *Corni albæ* MV. 656.  
 f. *Frangulæ* MV. 769.  
 f. *populina* MV. 770. FI. 432.  
 f. *salicina* MV. 89.  
*Galegæ* Sacc. FV.iv. 5. (Botryosph.  
*Kœhneana* Sacc. V. Ph. *Astragali*  
*minutula* S. et S. M. 369. FI. 354.  
*pustulata* Sacc. FI.iv. 3. M. 99. FI.  
 137. (Botryosph.)  
  
*Physarum* Pers. (Myxom.)  
*compressum* A. S. M. 433.  
*cinereum* (Batsch) Pers. MV. 1101.  
 M. 516.  
*leucophæum* Fr. FV.iv. 39. MV. 270.  
*nutans* Pers. MS. 174. V. *Tilmado-*  
*che nutans*.  
*subutatatum* Schum. MS. 174.  
*virescens* Ditm. FV.iv. 39.  
  
*Piggottia* B. et Br. (Sphærops.)  
*astroidea* B. et Br. MS. 144. M. 203.  
 MV. 994.  
  
*Pileolaria* Cast. (Hypod.)  
*Terebinthi* (DC. Cast. MS. 87. MV.  
 877. 139.  
  
*Pitidium* Kze (Sphærops.)  
*acerinum* Kze MV. 996. V. *Lepto-*  
*thyrium acerinum*.  
  
*Pilobolus* Tode (Phycom.)  
*crystallinus* Tode FV.v. 172. MV. 495.  
*Kleinii* Tiegh. MV. 454.  
  
*Pirottæa* Sacc. (Discom.)  
*Veneta* S. et S. M. 424.  
  
*Pistillaria* Fr. (Hymen.)  
*micans* Pers. FV.v. 165.  
  
*Pithya* Fekl. (Discom.)  
*cupressina* (Batsch) Fekl. M. 69.  
 f. *Juniperi virg.* MV. 729.  
  
*Plectania* Fekl. (Discom.)  
*coccinea* (Jacq.) Fuck. MS. 166. V.  
 Peziza.  
*melastoma* (Sow.) Fekl. M. 69. V.  
 Peziza.  
  
*Pleonectria* Sacc. (Pyren.)  
 † *Berolinensis* Sacc. M. 123. M. 324.  
*Lamyi* (Desm.) Sacc. FV.v. 178. M.  
 324. MV. 688.



† *lichenicola* (Cr.) Sacc. M. 325.

*Pleospora* Rabh. (Pyren.)

*Anthyllidis* M. 49. V. P. *Collaltina*.

*Bardanæ* Niessl. M. 49. 490. FI. 406.

*calvescens* (Fr.) Tul. MS. 103. FI.

550. FV.ii. 215. (Leptosph.)

*comata* Niessl. FV.ii. 309. FI. 554.

\**macrochæta* S. FI. 554.

*Collaltina* S. et S. M. 347. FI. 301.

M. 49. (P. *Anthyllidis*.)

*Dianthi* DNtrs. MS. 103.

*Gilletiana* Sacc. M. 357. 511. FI. 330.

*herbarum* (Pers.) Rabh. MS. 102. M.

48. 511. FI. 547.

f. *Dioscoreæ* MV. 75.

f. *Meliloti* MV. 922.

*hyalospora* Speg. M. 462. FI. 636.

*hispida* Niessl. M. 462. FI. 553.

*infectoria* Fekl. MS. 103. MV. 775.

FI. 548.

*lanuginosa* Sacc. M. 120. FI. 545.

*Leguminum* Rabh. M. 511.

*media* Niessl. M. 48. 511. MV. 1349.

FI. 551.

*malacospora* Speg. M. 462. FI. 635.

*oligomera* S. et S. M. 408. MV. 1361.

FI. 331.

*pyrenophoroides* Sacc. FV.ii. 309.

M. 348. FI. 304.

*polyphragmia* Sacc. M. 120. FI. 546.

*pallida* S. et S. M. 232. FI. 332.

*phragmospora* (Dur. et Mtgn.) Ces.

M. 48. FI. 552.

f. *Yuccæ* MV. 776.

*phæospora* (Duby) Ces. et DNtrs.

\**Venziana* Sacc. FV.iv. 308. M.

348. FI. 303.

*Spegazziniana* Sacc. M. 347. FI. 302.

*straminis* S. et S. M. 407. FI. 329.

*Salsolæ* Fekl. M. 462.

*Venziana* V. P. *phæospora*.

*Venturia* Speg. M. 461.

*vulgaris* Niessl. M. 48. 511. FI. 549.

*Plicaria* Fekl. (Discom.)

*badia* (Pers.) Fuck. MS. 167. V. *Pe-*

*zida*.

*repanda* (Wahlbg.) Fuck. MS. 167. V.

*Pezlza*.

*Pocillum* DNtrs. (Discom.)

*Cesatii* DNtrs. M. 67. M 98. FI. 118.

MV. 952.

*Podosphæra* Lév. (Pyren.)

*clandestina* (Lk.) Lév. FV.v. 173.

MV. 783.

*Kunzei* Lév. MS. 209. FV.v. 173. MV.

783.

*Polycystis* Lév. (Hypod.)

*Anemones* (Pers.) Schröt. M.8.

f. *A. nemorosæ* MV. 791.

f. *A. Hepaticæ* MV. 840.

f. *Ranunculi bulb.* MV. 841.

*italica* S. et S. MV. 454.

*pompholygodes* (Schlecht.) Lév. MS.

74. (Urocystis.)

*Violæ* (Sow.) Berk. M. 438. MV. 1317.

(Urocystis.)

*Colchici* (Schlecht.) Schröt. M. 541.

(forma *Muscari*.)

*Polynema* Lév. (Discom. spur.)

*decipiens* (DNtrs) Sacc. MS. 189. V.

*Dinemasporium*.

*hispidulum* (Schrud.) Fr. MS. 189. V.

*Dinemasporium*.

*strigosum* Fr. MS. 189. V. *Dinema-*

*sporium*.

*Polyactis* Lk. (Hyphom.)

*acinorum* (Pers.) Sacc. MV. 292. V.

*Botrytis*.

*vulgaris* Lk. MV. 291. V. *Botrytis*.

*Polyporus* Fr. (Hymen.)

1. *Apus*.

*applanatus* (Pers.) Fr. MS. 51. MV.

104. FV.v. 162.

*abietinus* (Dicks.) Fr. FV.v. 163. M.

501.

*annosus* Fr. M. 501.

*adustus* (W.) Fr. MS. 50. MV. 11.

var. *resupinatus* MS. 50. M. 12.

*crispus* (Pers.) Fr. MS. 50.

*cuticularis* (Bull.) Fr. MS. 51.

*castaneus* Fr. MS. 52.

*cæsius* Fr. M. 436.

*destructor* Fr. MS. 50.

*dichrous* Fr. MS. 50. M. 501.

*Evonymi* Kalchbr. FV.v. 164. MV. 414.

*fumosus* (Pers.) Fr. MS. 50. MV. 10

M. 511.

*fomentarius* (L.) Fr. MS. 52. MV. 14.

f. *stratosa* MV. 15.

*fraxineus* (Bull.) Fr. MS. 52.

*fulvus* (Scop.) Fr. M. 501. MS. 54.

(Tram.)

*Gelsorum* Fr. MS. 52.

*hispidus* (Bull.) Fr. MS. 51. MV. 12.

(II. ed.)

*hirsutus* (Wulf.) Fr. FV.v. 163. M.

501. MS. 53. MV. 15.



- var. *scruposus* FV.v. 163. MV. 16.  
*igniarius* (L.) Fr. MS. 52.  
*lutescens* (Pers.) Fr. MS. 53.  
*merismoides* Cda FV.v. 162.  
*officinalis* (Vill.) Fr. MS. 51.  
*pulchellus* Sacc. MS. 50.  
*resinosus* (Schrd.) Fr? MS. 51. MV. 13. (=P. *spumeus* Fr. sec. exempl. Plow. et Cke!)  
*Ribis* Fr. MS. 54. (Tram.)  
 f. *Corni* MV. 20.  
*subspadiceus* Fr. M. 539.  
*unguiatus* (Schäff.) Sacc. M. 539.  
*Venetus* Sacc. MS. 52.  
*velutinus* Fr. MS. 53. MV. 17.  
*versicolor* (L.) Fr. MS. 53. FV.v. 163. M. 501. 548.  
 var. *cyanescens* FV.v. 163. MV. 18.  
 var. *fusco-lutescens* FV.v. 163. MV. 19.  
 var. *dædalea* FV.v. 163. MV. 413.  
*zonatus* Nees MS. 53.
2. *Merisma*.  
*confluens* (A. S.) Fr. MS. 49.  
*frondosus* (Schrad.) Fr. MS. 49. MV. 817.  
*Pes capræ* (Pers.) MS. 49. MV. 816.  
*sulfureus* (Bull.) Fr. MS. 49. MV. 1108.  
*salignus* Fr. MS. 49.
3. *Mesopus*.  
*brumalis* (Pers.) Fr. MS. 48. MV. 8. (II. ed.)  
*cinnamomeus* (Jacq.) Sacc. M. 362.  
*fuliginus* (Pers.) Fr. MS. 48.  
*leptocephalus* (Jacq.) MS. 48.  
*ovinus* (Schäff.) Fr. MS. 48.
4. *Pleuropus*.  
*lucidus* (Leyss.) Fr. MS. 49. MV. 9.  
 var. *sessilis* MS. 49.  
*picipes* Fr. MS. 49.  
*sericellus* Sacc. V. Polyp. Saccardoï.  
*squamosus* (Schäff.) Fr. MS. 48. MV. 8.  
*Saccardoï* Cke et Quel. M. 501. FV.v. 163. M. 97. Fl. 106. MV. 818. (P. *sericellus*.)  
*varius* (Pers.) Fr. MS. 49.
5. *Resupinatus*.  
*contiguus* (Pers.) Fr. M. 3.  
*ferruginosus* (Schrad.) Fr. FV. 163. MV. 411.  
*magis evolutus* MV. 819.  
*Medulla panis* (Pers.) Fr. MS. 53. MV. 821.  
*molluscus* (Pers.) Fr. MS. 54.  
*obliquus* (Pers.) Fr. MS. 53.  
 f. *stratosa* MV. 820. (II. ed.)  
*obducens* (Pers?) MS. 54. (=P. *Braunii* Rabh. F. E. 2005!)  
*reticulatus* (Pers.) Fr. M. 3.  
*sinuosus* Fr. M. 3.  
*sanguinolentus* (A. S.) Fr. FV.v. 164. MV. 13. (II. ed.)  
*vitreus* (Pers.) Fr. MS. 54. MV. 17. (II. ed.)  
*vulgaris* Fr. MS. 54. MV. 412.  
*vaporarius* Fr. MS. 54. MV. 1304. M. 502.  
 \*P. *macer*. Somm. MV. 1305. M. 540.
- Polyscytalum* Riess. (Hyphom.)  
*griseum* Sacc. M. 87. Fl. 00.  
*sericeum* Sacc. M. 86. Fl. 59.
- Polystigma* Pers. (Pyren.)  
*fulvum* DC. MS. 146. V. P. *ochraceum*.  
*ochraceum* (Wahlg.) Sacc. M. 282. MS. 146. (P. *fulvum*)  
 \**aurantiacum* West. M. 282.  
*rubrum* Pers. MS. 146. M. 282. M. 551.  
 f. *Pruni domest.* MV. 638.  
 f. *Pruni spinosæ* MV. 637.
- Polythrincium* Kze. (Hyphom.)  
*Trifolii* Kze. MS. 145. MV. 584. M. 537.  
 f. *Trifol. alpestris* MV. 1094.
- Propolis* Fr. (Discom.)  
*alba* Fr. MS. 157. M. 61. V. *faginea*.  
*faginea* (Schrad.) Karst. M. 421-61-514. MS. 157 (P. *alba*).  
 f. *strobilinia* Dmz. M. 421.  
 f. *cinerascens* (Pers.) M. 421.  
 f. *nivea* Fr. M. 421.  
*versicolor* Fr. v. *lactea* M. 514. V. P. *faginea*.
- Protomyces* Ung. (Phycom.)  
*Bizzozzerianus* Sacc. M. 14. M. 97. Fl. 103. MV. 889.  
*carpogenus* Sacc. M. 118.  
*fallax* Sacc. M. 118.  
*graminicola* Sacc. FV.v. 172. M. 97. Fl. 101. MV. 496 (Oog. *Perono-*

- sporæ (Sclerosporæ) graminicolæ.  
Sacc. seu Peronosporæ Setariæ  
Pass.
- Heleocharidis Fekl. FV.v. 172.  
macularis (Wallr.) Fekl. M. 13.  
reticulatus Sacc. M. 13. M. 97. FI.  
102 (Oog. Peronosp. Viciæ).  
xylogenus Sacc. M. 14. M. 97. FI.  
104 (An Coccospora aurantiaca  
Wallr?)
- Pseudohelotium Fekl. (Discom.)  
hyalinum (Pers.) Fr. FV.iv. 33.
- Pseudopeziza Fekl. (Discom.)  
Cerastiorum (Wallr.) Schröt. M. 253.  
MV. 1282.  
† Morthieri Sacc. M. 357.
- Pseudoprotomyces Gib. (prod. morb.?).  
violaceus (Ces.) Gib. MV. 1342.
- Pseudovalsa C. et DNtrs. (Pyren.)  
hapalocystis (B. et Br.) Sacc. f. mi-  
nor. M. 44. FI. 450.  
longipes (Tul.) Sacc. FV.iv. 20. M.  
463.  
lanciformis (Fr.) Ces. et DNtrs. M.  
44. MV. 928.  
macrosperma (Tul.) Sacc. FV.iv. 20.  
FI. 449.  
Malbrancheana Sacc. M. 509.  
umbonata (Tul.) Sacc. FV.iv. 20.  
FI. 448.
- Psilobotrys Sacc. (Hyphom.)  
minuta Sacc. M. 87-538. FI. 62.  
(Rhinostr.)
- Psilospora Rabh. (Spærops.)  
faginea Rabh. MS. 203.  
(stat. pycnid. Dichænae fagineæ.)  
Quercus Rabh. Fuck. MS. 203.  
(stat. pycnid. Dichænae quercinæ.)
- Puccinia Pers. (Hypod.)  
Anemones Pers. MS. 79. M. 8. V.  
P. fusca.  
Ægopodii Lk. MS. 80. MV. 1132.  
Alliorum Cda. MS. 83 (rectius P. Allii  
Rud. 1829).  
arundinacea Hedw. MS. 84. MV.  
126. (nunc P. Phragmitis (Schum.)  
Körn.)  
f. prosecta MV. 391 V. P. Magnu-  
siana.  
Agrostemmatidis Fekl. MS. 207. MV.  
58.
- Aristolochiarum Cda. FV.v. 168.  
M. 9.  
Æthusæ Lk. FV.v. 169. MV. 474.  
Artemisiarum Duby. FV.v. 169.  
f. Art. vulgaris MV. 471.  
Amphibii Fekl. FV.v. 170.  
Asparagi DC. FV.v. 170. MV. 125.  
alsophila Sacc. M. 241. MV. 1130.  
V. P. pulvinulata Rud.  
Andropogonis Fekl. MS. 208. V. P.  
Cesatii.  
Betonicæ DC. M. 549.  
Buxi DC. MS. 83. MV. 788-858.  
Brachypodii Fekl. MS. 84. V. P.  
linearis.  
Balsamitæ Rabh. MS. 207. MV. 54.  
Bardanæ Cda. MS. 207. MV. 388.  
(II. ed.)  
Bistortæ DC. FV.v. 170.  
var. Polygoni vivipari FV.v. 170.  
Berkeleyi Pass. MV. 383.  
Chondrillæ Cda. MS. 80. MV. 458.  
Centaureæ DC. MS. 80.  
f. C. nigrescentis MV. 460.  
f. C. Scabiosæ MV. 463.  
f. C. Scabiosæ, caulicol. MV. 861.  
Cirsii Lasch. MS. 81. MV. 128.  
f. Serratulæ MV. 457.  
Cesatii Schröt. Entw. einig. Rostp.  
II. 70. MS. 208. MV. 477-478.  
(P. Andop. Fekl., nec Schw.)  
f. Andropogonis Grylli MV. 865.  
Clinopodii DC. MS. 82.  
f. Calamnithæ MV. 862.  
Convolvuli Cast. MS. 83.  
st. uredosp. MV. 127.  
st. teleutosp. MV. 57.  
Cynodontis Desm. MS. 208. MV. 60.  
Conii Fekl. FV.v. 169. MV. 390.  
Cyani Pass. FV.v. 169.  
Cichorii Belynk. FV.v. 169. MV.  
384.  
Circææ Pers. FV.v. 170. MV. 389.  
var. C. alpinæ FV.v. 170.  
Cerasi Cda. MV. 49.  
f. Persicæ M. 8.  
Chamædryos Ces. M. 9. MV. 1312.  
Calthæ Lk. M. 364. MV. 1313 (P.  
calthicola Schröt.)  
caricina DC. (1815) MS. 83 (rectius  
P. Caricis Reb. (1804).  
f. C. hirtæ MV. 59.  
f. C. ripariæ MV. 59.  
f. C. montanæ MV. 853.  
f. C. paludosæ MV. 851.  
f. C. præcocis (Ured.) MV. 483.  
(stat. teleut.) MV. 852.  
f. C. strictæ MV. 482.

- coronata* Cda. MS. 84. M. 503.  
 f. *Glyceriæ* MV. 479.  
 st. *teleut.* MV. 850.  
 f. *Lolii* MV. 480.  
 f. *Tritici repent.* MV. 124.  
 f. *Phalaridis* MV. 1260.  
*fusca* (Sow.) Schröt. MS. 79. M. 8-549 (P. *Anemones*).  
*Glechomæ* DC. MS. 81. MV. 446.  
*Gentianæ* Lk. Fckl. MS. 382.  
 f. *G. cruciatæ* (Ured.) MV. 467.  
 (*teleut.*) MS. 859.  
*graminis* Pers. MS. 84. M. 503.  
 f. *Agropyri* MV. 1138.  
*Galiorum* Lk. MS. 208.  
 f. *G. sylvatici* MV. 55.  
 f. *G. Molluginis* (*Æcid.*) MV. 454.  
 st. *teleut.* MV. 455.  
 f. *G. purpurei* MV. 860.  
 f. *G. veri* MV. 456.  
*Globulariæ* DC. MV. 1259 (P. *grisea* (Str.) est nomen anterius).  
*Hieracii* Mart. MS. 207.  
 MV. 386. M. 503.  
*heterochroa* Desm. FV.v. 168. MV. 381 (rectius P. *Valantiæ* Pers.)  
*Hordei* Fekl. M. 503.  
*Lychnidearum* Lk. MS. 80.  
*Lapsanæ* Fekl. MS. 207. MV. 52.  
*Lycocotoni* Fekl. FV.v. 168.  
*Liliacearum* Ung. f. *Muscari comosi* M. 503.  
 \*P. *Rossiana* Sacc. M. 541. MV. Cent. XV.  
*Luzulæ* Lib. M. 9. MV. 854.  
*linearis* Dmz. MV. 481. MS. 84 (P. *Brachypodii*).  
*Molinæ* Tul. MS. 208.  
 (Ured.) MV. 476.  
 (*Teleut.*) MV. 129.  
*Maydis* Bérens. MS. 208. FV.I. 274. v. 210. MV. 119-120 (Var. *Pucciniæ Sorghi* Schw.)  
*Millefolii* Fekl. FV.v. 169. MV. 462.  
*Magnusiana* Keke. M. 9. MV. 849-391.  
*Malvacearum* Mtgn. FV.v. 168.  
 f. *Althææ rosæ* MV. 382.  
 f. *Malvæ sylv.* MV. 470.  
*Menthæ* Pers. MS. 82.  
 f. *M. aquaticæ* MV. 121.  
 f. *M. austriacæ* MV. 449.  
 f. *M. rotundifoliæ* MV. 453.  
 f. *M. sylvestris* (ured.) MV. 450.  
 (ured. et *teleut.*) MV. 452-451.  
*Noli-tangere* Cda. M. 364. MV. 1314.  
*obtegens* Tul. MS. 81. MV. 51. V.  
 P. *suaveolens* (Pers.) Schröt.  
*Oreoselini* (Str.) Fckl. MS. 207. MV. 50.  
*Polygonorum* Fckl. MS. 83.  
 f. *P. Convolvuli* MV. 122.  
 f. *P. lapathifol.* MV. 123.  
*Pimpinellæ* Lk. MS. 207. MV. 475.  
*Prenanthis* Fekl. MS. 208. MV. 53.  
*Prunorum* Link. MS. 79. M. 8.  
 f. *Armeniæ* (Ured.) MV. 856.  
 f. " (*Teleut.*) MV. 857.  
 f. *Persicæ* (Ur. et Tel.) MV. 1129.  
 f. *Pruni domesticæ* MV. 48.  
 f. *Pruni spinosæ* MV. 855.  
*pulvinulata* Rud. (Linnæa, 1829 p. 115). M. 241. (P. *alsophila*).  
*Rhododendri* Fekl. MS. 80.  
*Rossiana* Sacc. M. 541. MV. Cent. XV.  
*Rumicis* Lasch. FV.v. 169.  
 (Ured.) MV. 468.  
 (*Teleut.*) MV. 469.  
*straminis* Fckl. MS. 83. MV. 392. M. 503 (rectius P. *striiformis* West.)  
*Succisæ* K. et S. MS. 208.  
*Scirpi* Lk. MS. 208. MV. 131. M. 549.  
*Senecionis* Lib. FV.v. 169. MV. 461.  
*Stachydis* DC. FV.v. 169. MV. 473.  
*Salviæ glutinosæ* Ces. FV.v. 169. M. 9.  
 f. *epiphylla* MV. 130-864.  
 f. *caulogena* MV. 863.  
*suaveoleos* (Pers.) Schröt. M. 549. MV. 51. MS. 81.  
*Sonchi* Kob. et Danz. M. 241. MV. 1131.  
*Stellaræ* Dub. MS. 207.  
 f. *Stellaræ mediæ* MV. 1128.  
 f. *Cerast. sylv.* MV. 448.  
 f. *Malachii* aq. MV. 447.  
*Tragopogonis* Cda. MS. 81. MV. 387.  
*Thesii* Chaill. MS. 82.  
*Tanacetii* DC. FV.v. 169. M. 9.  
 f. *Carlinæ* vulg. MV. 1311.  
 f. *Chrysanth. corym.* MV. 464.  
 f. *Tanacetii* vulg. MV. 459.  
*Umbelliferarum* DC. MS. 80.  
*Violarum* Lk. MS. 79. M. 549.  
 f. *Violæ odoratæ* MV. 1133.  
 f. *Violæ caninæ* MV. 466.  
 f. *Violæ sylvestris* MV. 1134.  
*Veronicarum* DC. MS. 208. MV. 56.  
*Vincæ* Berk. MS. 82. MV. 58.  
*variabilis* Grev. FV.v. 169.  
 f. *Leontodontis hastil.* MV. 465.  
 f. *Teraxaci* off. MV. 385.  
 f. *Scorzoneræ* MV. 1327.



Valerianæ Carest. et Ces. M. 9. MV.  
876.

*Pustularia* Fekl. (Discom.)  
*cupularis* (L.) Fuck. MS. 167. V. Pe-  
ziza.  
*vesiculosa* (Bull.) Fuck. MS. 167.  
MV. 733. V. Peziza.  
v. *saccata* Fr. MS. 157.

*Pyrenopeziza* Fekl. (Discom.)  
*atrata* (Pers.) Fekl. FV. iv. 33.  
*acicola* S. et S. M. 423.  
*Chaillietii* (Pers.) Fuck. M. 64.  
*castanea* Sacc. M. 422.  
*foliicola* (Karst.) Sacc. M. 165.  
f. *Quercus* MV. 957.  
*graminis* (Dmz.) Sacc. M. 354. MV.  
1195. M. 254 (Pyr. hyster.) M.  
354.  
*hysterina* Sacc. M. 254. V. *Pyreno-*  
*pez. graminis*.  
*ligni* (Desm.) Sacc. FV. iv. 33. MV.  
956.  
*lugubris* (DNtrs.) Sacc. \*P. mille-  
punctata Sacc. FV. iv. 33.  
*lichenicola* Speg. M. 472.  
*pusilla* S. et S. M. 423.  
*Plantaginis* Fekl. M. 423.  
*Rubi* (DNtrs.) M. 423. (Aliquid differt  
a Pyr. *Rubi* (Fr.) Rhm.)

*Pyronema* Car. (Discom.)  
*aurantio-rubrum* Fekl. \**pallens* M.  
69. V. Peziza.  
*araneosum* Speg. M. 237. V. Peziza  
*arachnoidea*.  
*Franzonianum* DNtrs. FV. iv. 38.  
M. 432. V. Peziza.  
*omphalades* (Bull.) Fuck. FV. iv. 38.  
V. Peziza.  
*rhopalascum* M. 432. V. Peziza.  
*subhirsutum* (Schm.) Fekl. FV. v.  
184. M. 237. MV. 732.



*Quaternaria* Tul. (Pyren.)  
† *dissepta* (Fr.) Tul. M. 505.  
*Nitschkii* Fuck. MS. 143. V. An-  
thostoma *gastrinum*.  
*Personii* Tul. MS. 149.

## R

*Rabenhorstia* Fr. (Sphærops.)  
*Tiliæ* Fr. M. 518.

*Radulum* Fr. (Hymen.)  
*molare* Fr. M. 502.  
*orbiculare* Fr. FV. v. 164.  
*quercinum* (Schrad.) Fr. M. 3. M.  
M. 502.

*Ramularia* Ung. (Hyphom.)  
*Asperifolii* Sacc. FV. v. 186.  
M. 88. Fl. 65. MV. 591.  
*Ajugæ* (Niessl.) Sacc. M. 266. MV.  
1048.  
*Bellunensis* Speg. M. 475.  
*calcea* (Dmz.) Desm. M. 266. MV.  
1045.  
† *Cynaræ* Sacc. M. 536.  
*didyma* Ung. FV. v. 186. MV. 592.  
*filaris* Fres. FV. v. 186.  
*Heraclei* (Oud.) Sacc. FV. v. 187  
(*Cylindrosp.*)  
† *lata* Sacc. M. 535.  
*lactea* (Desm.) Sacc. MV. cent. XV.  
*microspora* Thm. M. 475.  
*obovata* Fek. FV. v. 187. MV. 590.  
535.  
*ovata* Fek. M. 266. MV. 1047.  
*Philadelphii* Sacc. M. 88. Fl. 64.  
MV. 1049.  
*Parietaræ* Pass. M. 266. MV. 1044.  
† *sphæroidea* Sacc. M. 130.  
*Tulasnei* Sacc. M. 536.  
*Urticæ* Ces. MS. 186. MV. 294. M.  
535.  
*variabilis* Fekl. M. 266.  
f. *Blattariæ* MV. 1046.  
*Valerianæ* (Sp.) M. 475 (*Cylindrosp.*)  
*Weigeliæ* Sp. M. 475.

*Rebentischia* Karst. (Pyren.)  
*appendiculosa* (B. et Br.) Sacc  
FV. v. 177. V. *Anthostomella*.  
*Massalongi* (Mtg.) Sacc. M. 36. MS.  
99 (*Sphæria*).

*Reticularia* Bull. (Myxom.)  
*Lycoperdon* Bull. MS. 171. V. R.  
*umbrina*.  
*maxima* Fr. V. *Brefeldia*.  
*umbrina* Fr. MS. 171.

*Rhaphidophora* C. et DNtrs. (Pyren.) \*)

\*) *Rhaphidospora*, ut multi scribunt, dici nequit, quia extat inter *Acanthaceas* ho-  
monymon genus a Neesio conditum et ab Endlichero (G. P. n. 4098) et Candollio (Prodr.  
XI. 499.) confirmatum.



- acuminata* (Sow.) Sacc. MV. 1371. M. 512-542.  
*Bardanae* (Wallr.) Fuck. MS. 101. MV. 74.  
*Graminis* Sacc. FV.ii. 307.  
*Hesperidis* Sacc. MS. 101. MV. 74. (II. editio.)  
*herpotricha* (Fr.) C. DNtrs. M. 463. FI. 629.  
*Montellica* Sacc. FV.ii. 307. FV.v. 191.  
† *maritima* Sacc. M. 119.  
*macrocarpa* Sacc. FV.ii. 306. MV. 919.  
*pellita* Fuck. MS. 210. M. 512.  
*rubella* (Pers.) Fuck. MS. 101. MV. 920.  
*rudis* (Riess.) Fuck. MS. 101.  
*Urticæ* Rabh. MS. 210. M. 542.  
*ulnospora* (Cke.) Sacc. M. 243. FI. 296. MV. 1160.  
*Vitalbæ* Sacc. MS. 202.  
*Xanthii* (Lasch.) Ces. et DNtrs. MS. 101.
- Rhinotrichum* Cda. (Hyphom.)  
*chrysospermum* Sacc. FV.v. 196. M. 87. FI. 61. MV. 573.  
*griseum* Sacc. M. 87. FI. 63.  
*minutum* Sacc. M. 87. FI. 62. M. 538. V. *Psilobotrys*.  
*repens* Pr. MS. 211. MV. 289.
- Rhizomorpha* Pers. (Mycel. Pyren.)  
*fragilis* Roth. MS. 154.  
*scandens* Pers. MS. 154.  
*subterranea* Pers. MS. 154.
- Rhopoglyphus* Nke. (Pyren.)  
*filicinus* (Sow.) Nke. MS. 145. MV. 289 (st. sperm.)
- Rhytisma* Fr. (Discom).  
*acerinum* (Pers.) Fr. MS. 159. M. 521.  
f. *Aceris camp.* MV. 724.  
f. *Pseudoplatani* MV. 725.  
*Euphorbiæ* Schub. MS. 78. V. *Me-lampsora Euphorbiæ*.  
*punctatum* (Pers.) Fr. MS. 160.  
*salicinum* (Pers.) Fr. MS. 160. MV. 723. M. 515.
- Robergea* Dmz. (Pyren.)  
*unica* Dmz. M. 252.
- Rœstelia* Reb. (Hypod.)
- cancellata* (L.) Reb. M. 550.
- Rosellinia* DNtrs. (Pyren.)  
*Aquila* (Fr.) DNtrs. MS. 108. FV.ii. 327. MV. 80. FI. 586. M. 506.  
v. *vulgaris* Fck. MS. 108.  
v. *bissisada* (Tode) Fck. MS. 108. MV. 790.  
v. *glabrata* Fck. MS. 108.  
f. *Vitis viniferæ* MV. 1366.  
*ambigua* Sacc. FV.ii. 328. MV. 162. FI. 594.  
*apiculata* Sacc. M. 26-99. FI. 150.  
*amphisphærioides* S. et S. M. 352. MV. 1274. FI. 588.  
*chordicola* Sacc. M. 372. FI. 333.  
*Desmazierii* (B. et Br.) Sacc. M. 371. FI. 393.  
f. *Populi pyramidalis* MV. 1364.  
f. *Philadelphii coronarii* MV. 1365.  
*lignaria* (Grev.) Nke. FV.ii. 328. MV. 781. FI. 596.  
*malacotricha* (Awd.) Niessl. FV.ii. 328. FI. 593.  
*mammiformis* (Pers.) C. DNtrs. M. 497. FI. 589.  
*protuberans* Karst. M. 371. FI. 335.  
*pseudo-Bombarda* Sacc. MS. 109. FV.ii. 329. FI. 592.  
*pulveracea* (Ehrh.) Fckl. MS. 109. FV.ii. 329. FI. 591.  
f. *Castaneæ* MV. 780.  
f. *Quercus* MV. 916.  
f. *Robinæ* MV. 81.  
f. *Juglandis regiæ* MV. 1158.  
*rimicola* Rhm. FV.ii. 329. FI. 590. M. 507.  
*shombispora* Sacc. M. 372. FI. 334.  
*sordaria* (Fr.) Rhm. FV.ii. 329. FI. 295. M. 507.  
*sylvana* Sacc. FV.ii. 329. M. 26-99. FI. 149.  
*thelena* (Fr.) Rabh. FV.ii. 328. MV. 917. FI. 587.  
*Winteriana* Sp. M. 228. FI. 620.
- Russula* Pers., Fr. (Hymen.)  
*aurata* (With.) Fr. MS. 42.  
*alutacea* (Pers.) Fr. MS. 43.  
*emetica* Fr. MS. 42.  
*fœtens* (Pers.) Fr. MS. 22.  
*grisea* (Pers.) Fr. MS. 42.  
*heterophylla* Fr. MS. 41.  
*integra* (L.) Fr. MS. 42.  
*lactea* (Pers.) Fr. MS. 42.  
*nigricans* (Bull.) Fr. MS. 41.  
*pectinata* (Bull.) Fr. MS. 42.  
*rubra* (DC.) Fr. MS. 41.

- var. *pallens* MS. 41.  
*sanguinea* (Bull.) Fr. MS. 41.  
*vesca* Fr. MS. 41.  
 var. *Venturii* MS. 41.  
*virescens* (Schäff.) Fr. MS. 42.

- Ryparobius* Boud \*) (Ascom.)  
*crustaceus* (Fekl.) M. 238. (Pezizula.)  
*Pelletieri* (Cr.) M. 238. (Pezizula.)  
*saccoboloides* Speg. MV. 474.



- Saccardoella* Speg. (Pyren.)  
*Montellica* Speg. MV. 461. FI. 630.  
*Saccharomyces* Meyen. (Hyph. Sacch.)  
*apiculatus* Rees Speg. Ampl. n. 13.  
*Cerevisiæ* Rees MS. 176. (Hormisc.  
 Vini) Speg. Ampel. n. 14.  
*ellipsoideus* Rees. Sacc. Sull. *Oidium*  
*lact.* p. 7.  
*Glutinis farinæ* (Dmz.) Sacc. MS.  
 176. (Mycod. Glut.)  
*Mycoderma* Rees. MS. 176. (Mycod.  
 Vini.)  
 f. *dolorum* MV. 574.  
 f. *Cerevisiæ* M. S. 176. (Mycod.  
*Cerevisiæ.*)

- Saccobolus* Boud. (Discom.)  
*Hansenianus* Speg. M. 234.  
*Kerverni* Boud. E. Ch. M. 234.

- Sacidium* Nees (Sphærops.)  
*Spegazzinianum* Sacc. M. 94. FI.  
 92. MV. 555. (sub *Stigmella.*)  
*Venetum* Speg. M. 287.

- Sarcinella* Sacc. (Hyphom.)  
*heterospora* Sacc. M. 98. MV. 153.  
 154. FI. 126.

- Schinzia* Wor. (Phycom.?)  
*Alni* Woron. M. 13. MV. 1341.

- Schizophyllum* Fr. (Hymen.)  
*commune* Fr. MS. 45. MV. 5.  
 f. *lobatum* MV. 795.

- Schizostoma* Mtgn. (Pyren.)  
 † *Montagnei* Ces. et DNtrs. M. 337.  
*Montellicum* Sacc. M. 43. 99. 337.  
 FI. 146.  
 † *pachythele* (B. et Br.) Sacc. M.  
 338.

- querceti* S et S. M. 410. FI. 358.  
*vicinum* Sacc. M. 44. 335. 337. FI.  
 289.  
*vicinellum* Sacc. M. 335. 337. FI. 240.

- Schizoxylon* Pers. (Discom.)  
*æruginosum* Fekl. M. 422.  
*Berkeleyanum* (DR. et Lév.) M. 471.

- Scirrha* Nke (Pyren.)  
*Poæ* Fuck. MS. 146.  
*rimosa* (A. S.) Fekl. FV.v. 182. MV.  
 234.

- Scleroderma* Pers. (Lycoperd.)  
*Geaster* Fr. MS. 72.  
*vulgare* Fr. MS. 72.  
*verrucosum* (Bull.) Pers. MS. 72. M.  
 548.

- Sclerotinia* Fekl. (Discom.)  
*oreophila* Sacc. FV.iv. 35. M. 98.  
 FI. 114.

- Sclerotium* Tod. (Sphærops. v. Mycel.)  
*Clavus* DC. MS. 125. MV. cent. XV.  
*durum* Pers. MV. 1230. M. 274. 532.  
*glauco-albidum* Dmz. M. 274. MV.  
 1231.  
*mycetophagum* Sacc. M. 274.  
*Pustula* DC. MS. 204.  
*salicinum* Fr. MS. 77. V. *Melam-*  
*psora.*

- Scopinella* Lév. (Pyren.)  
 † *barbata* (Pers.) Lév. M. 284.

- Scutula* Tul. (Discom.)  
*Wallrothii* Tul. MS. 155. (Spil. affi-  
 ne, in *Peltigera canina.*)

- Sepedonium* Lk. (Hyphom.)  
*chrysospermum* (Bull.) Fr. MV. 577.  
 MS. 124. (Mucor.)  
*cervinum* (Ditm.) Fr. MS. 124. (My-  
 cogone.)

- osteophilum* Bon. FV.v. 196. MV. 366.  
*roseum* (Lk.) Fr. MV. 578. MS. 124.  
 (Mycogone.)

- Selenosporium* Dmz. (Hyphom.)  
*pyrochroum* Dmz. V. *Fusarium.*  
*sarcochroum* Dmz. V. *Fusarium.*

- Septocylindrium* Bonord. (Hyphom.)

\*) *Ryparobius* Boud. (1869), *Pezizula* Karst. (1871).

- Bonordenii* Sacc. M. 89. Fl. 75. MV. 1050.  
*dissiliens* (Duby) Sacc. FV.v. 186. M. 89. Fl. 74. MV. 583.  
 † *Magnusianum* Sacc. M. 130.  
*virens* Sacc. FV.v. 186. M. 89. Fl. 73.
- Septonema* Cda (Hyphom.)  
*rude* Sacc. M. 270.  
*Vitis* Lév. MS. 176. V. *Septocylindrium virens*.
- Septoria* Fr. (Sphærops.)  
*Aceris* Berk. et Br. MS. 93. M. 527.  
*Astragali* Desm. MS. 196. M. 181. MV. 1005.  
*argyræa* Sacc. MV. 1215. M. 127. 178.  
*Æsculi* (Lib.) West. M. 176. MV. 1222.  
*Alni* Sacc. M. 177.  
*ascochytoides* Sacc. M. 178.  
*alnigena* Sacc. M. 178.  
*Asari* Sacc. M. 181.  
*ægopodina* Sacc. M. 185.  
*Armoraciæ* Sacc. M. 187.  
*Anemones* Dmz. M. 189. MV. 1007.  
*anaxæa* Sacc. M. 189.  
*Atriplicis* (Dmz.) Sacc. M. 190. 260. MV. 1227.  
*Aristolochiæ* Sacc. M. 191.  
*Arabidis* Sacc. M. 192.  
*affinis* Sacc. M. 194. MV. 1225.  
*arundinacea* Sacc. M. 195.  
*alismatella* Sacc. M. 196.  
*aselepiadea* Sacc. M. 196.  
   *f. Cynanchi japonici* MV. 1223.  
   *f. Marsdeniæ erectæ* MV. 1224.  
*Bidentis* Sacc. FV.v. 205. M. 183. MV. 311.  
*Betulæ* (Lib.) West. M. 177.  
*Berberidis* Niessl. M. 177. MV. 1015.  
*Bumeliæ* Sacc. M. 180. MV. 1221.  
*bellidicola* Rob. et Desm. M. 182.  
*Bromi* Sacc. M. 194. 529.  
*brunneola* (Fr.) Niessl. M. 197.  
*Brunaudiana* Sacc. M. 528.  
*brachyspora* Sacc. M. 529.  
*Cheiranthi* Desm. MS. 195. M. 189.  
*Convolvuli* Desm. MS. 196. M. 180.  
   *f. Convolvuli arvensis* MV. 1008.  
   *f. Calystegiæ* MV. 315.  
*Calystegiæ* MS. 196. V. S. *Convolvuli* var.  
*Clematidis* Desm. MS. 196. MV. 1011. M. 186.  
*Chenopodii* West. MS. 196. M. 183.  
*castanicola* Desm. FV.v. 204. MV. 312. MS. 95. M. 175.
- cornicola* (DC.) Kickx. FV.v. 204. MV. 314. M. 178.  
*Celtidis* Sacc. (?) FV.v. 204. M. 179. MV. 552.  
*Cucurbitacearum* Sacc. FV.v. 205. M. 183. MV. 317.  
*Clematidis rectæ* Sacc. FV.v. 205. M. 183. MV. 321.  
*Cytisi* Desm. FV.v. 205. M. 171. MV. 322.  
*Cratægi* Kx. FV.v. 206. MV. 537. M. 178.  
*Chelidonii* Desm. FV.v. 206. M. 181. MV. 539.  
*compta* Sacc. M. 93. Fl. 89. M. 189.  
*candida* (Fekl?) Sacc. M. 171.  
*Citri* Pass. M. 173.  
*Caprifolii* Sacc. M. 174.  
*Calycanthi* Sacc. M. 176.  
*Corni maris* Sacc. M. 178.  
*Catalpæ* Sacc. M. 179. MV. 1214.  
*Capparidis* Sacc. M. 185.  
*Cirsii* Niessl. M. 188. MV. 1014.  
*Cyclaminis* Dur. et Mtgn. M. 189. MV. 1216.  
*Cymbalariae* S. et S. M. 190. 527.  
*Chloræ* S. et S. M. 192.  
*caulicola* Sacc. M. 192.  
*caricicola* Sacc. M. 196.  
*Gerastii* Rob. et Desm. M. 260. MV. 1226.  
*caulogena* Sacc. M. 529.  
*cæspitulosæ* Sacc. M. 529.  
*Dulcamaræ* Desm. MS. 196. M. 181. MV. 1217.  
*Dianthi* Desm. MS. 197. M. 187.  
*dianthicola* Sacc. M. 191.  
*Dictamni* Fekl. M. 192. MV. 1012.  
*donacina* Sacc. M. 195.  
*detospora* Sacc. M. 529.  
*Epilobii* West. MS. 195. M. 185.  
*Evonymi* Rabh. MS. 196. M. 172.  
*Eupatorii* Rob. et Desm. FV.v. 205. M. 183. MV. 553.  
*Emeri* Sacc. M. 173.  
*elæospora* Sacc. M. 178.  
*Ehuli* Rob. et Desm. M. 186. MV. 1013.  
*Epipactidis* Sacc. M. 197.  
*Erythronii* S. et S. M. 197.  
*Frasini* Fr. MS. 196. V. Sep. Orni  
*Fragariæ* Dmz. M. 189. MV. 548. FV.v. 206.  
*Fuckelii* Sacc. M. 190. MV. 1009.  
*fulvescens* Sacc. M. 191.  
*graminum* Desm. MS. 197. M. 194.  
*Geranii* Rob. et Desm. FV.v. 205. M. 188.



- Grossulariæ West. FV.v. 207. M. 173.
- Gei Rob. et Dmz. FV.v. 207.
- Globulariæ Sacc. M. 182. MV. 1020.
- Gratiolæ Sacc. M. 185.
- Grylli Sacc. M. 195.
- Gilletiana Sacc. M. 359. 527.
- Hepaticæ Desm. MS. 196. M. 181.
- Hederæ Desm. MS. 197. M. 172. MV. 1010.
- hyalospora Mtgn. et Ces. FV.v. 204. M. 179.
- heterochroa Desm. FV.v. 206  
f. *Lami* Desm. FV.v. 206. MV. 544. V. S. *Lamii*
- Hoyæ Sacc. M. 172. MV. 1016.
- Humuli Wert. M. 188. MV. 1001
- Heraclei Dmz. M. 192.
- hydrophila S. et S. M. 195.
- Holoschæni Mtgn. M. 196.
- Hellebori Sacc. M. 529.
- Hibisci Sacc. M. 173.
- imperialis Sacc. M. 174.
- Inulæ S. et S. M. 190.
- Lamii Dmz. M. 180.
- Lychnidis Klotsch. MS. 296.
- Lysimachiæ West. MS. 197. M. 186.
- Leycesteriæ Sacc. M. 177.
- Lapparum Sacc. M. 184.
- Leucantheri S. et S. M. 191. MV. 1218.
- littoralis Speng. M. 486.
- Lactuæ Pass. M. 527.
- Letendreana Sacc. M. 528.
- Medicaginis Desm. MS. 197.
- Mori Lév. FV.v. 204. MV. 319. M. 175.
- moricola Pass. M. 175.
- Mespili Sacc. M. 177.
- Mellitidis Sacc. M. 182.
- Nebula Sacc. M. 193.
- nigrella Sacc. M. 194.
- Oxyacanthæ Kze MS. 197. M. 176. MV. 636.
- oleandrina Sacc. FV.v. 205. M. 171. MV. 533.
- Oreoselini (Lasch.) Niessl. M. 128.
- Orni Pass. M. 177. MS. 196. MV. 532. S. *Fraxini*).
- Oenotheræ (Lasch.) West. M. 186. MV. 309.
- orobina Sacc. M. 187.
- Orchidearum West. M. 197.
- orbicola S. et S. MV. 1219.
- Ornithogali Pass. M. 486.
- Podagrariæ Lasch. MS. 145. M. 192.
- Potentillarum* Fekl. MS. 195. V. *Glæosporium Fragariæ*.
- pyricola Desm. FV.ii. 310. v. 204. M. 171. MV. 320.  
f. *protrusa*. MV. 550.
- Polygonorum Desm. FV.v. 205. M. 183. MV. 1220.  
f. *Pericariæ* MV. 542.  
f. *Amphibii* MV. 310.
- Petroselini Desm. FV.v. 206. MV. 543. M. 182.
- Pastinacæ West. FV.v. 207. M. 188.
- pterophila Sacc. M. 93. FI. 90. M. 198.
- Phyteumatum Sacc. M. 127.
- pleosporoides Sacc. M. 128. 193. 528.
- Populi Dmz. M. 171. MS. 197. MV. 313.  
f. *Populi albæ* MV. 540.  
*persica* Sacc. M. 174. MV. 1097.  
*phomatoides* Sacc. M. 175.  
*pithyophila* Sacc. M. 175.
- Phlocis S. et S. M. 184.
- Phyteumatis Siegm. M. 184.
- Pulmonariæ Sacc. M. 188.
- phomatella Sacc. M. 528.
- pseudo-phoma Sacc. M. 528.
- Phragmitis Sacc. M. 195.
- quercina Dmz. M. 174.
- quercicola Dmz. M. 174.
- Rhamni cathartici Ces. MS. 196. M. 172. MV. 316.  
f. *R. saxatilis* MV. 546.
- Ranunculacearum LéV. MS. 197. M. 193.
- Rubi (Duby) West. FV.ii. 300. v. 206. M. 172. 527. MV. 538.
- Rosæ Dmz. M. 176.  
f. *R. caninæ* MV. 1018.
- Rosæ arvensis Sacc. M. 176. MV. 1019.
- rhamnigena Sacc. M. 180.
- sparsa* Fekl. MS. 195. V. *Sept. Tormentillæ* var.
- scabiosicola Desm. MS. 195. M. 181.  
f. *S. sylvaticæ*. MV. 534.  
f. *S. succisæ* MV. 535.
- Sii Desm. MS. 196. M. 180.
- Sorbi (Ces.) Fekl. MS. 197.  
f. *tormalis* MV. 551.
- Senecionis West. MS. 197. M. 181. MV. 318.
- Saponariæ (Rabh.) Sacc. FV.v. 205. M. 186. MV. 323.
- Syringæ Sacc. M. 176.
- Stellariæ Rob. et Desm. M. 182. MV. 1292.
- Sonchi Sacc. M. 183.
- salicicola (Fr.) Sacc. M. 171. MV. 1017.



- sepium* Dmz. M. 185.  
*succisicola* Sacc. M. 191.  
*Scirpi* Sacc. M. 196.  
*Scolopendrii* Sacc. M. 197.  
*stemmaea* (Fr.) Berk. MS. 197. M. 172. MV. 1399  
*Tormentillæ* West. FV.v. 204. MS. 197. M. 181.  
   *f. Potentillæ reptantis* West. FV.v. 204. MV. 549.  
*Teucrii* Sacc. M. 184.  
*Tunicæ* Sacc. M. 193.  
*trichophila* Sacc. M. 528.  
*Ulmi* Fr. MS. 144. M. 175. 527. FV.v. 206. MV. 545.  
*Urticæ* Dmz. M. 188. MV. 1002.  
*Ulmariæ* Sacc. M. 527.  
*Violæ* Rabh. MS. 196. M. 183.  
*Viburni* West. MS. 197. M. 173.  
*Vincetoxici* (Schub.) Awd. FV.v. 206. M. 181. MV. 541.  
*Virgaureæ* Desm FV.v. 207. MV. 1006. M. 186.  
*Vitalbæ* Sacc. M. 193.  
*Verbenæ* Rob. et Dmz. M. 527.  
*verbenicola* Sacc. M. 528.  
*Xanthii* Dmz. FV.v. 206. MV. 547. M. 192.  
*Zizyphi* Sacc. M. 173.
- Septosporium* Cda (Hyphom.)  
   *bulbotrichum* Corda MS. 180.
- Sillia* Karst. (Pyren.)  
   *ferruginea* (Pers.) Karst. FI. 539. MS. 147. (Melogr.)
- Solenia* Pers. (Hymen.)  
   *candida* Hoffm. FV.v. 165.  
   † *exigua* Sacc. M. 117.
- Sordaria* C. et DNtrs. (Pyren.)  
   *anserina* (Rabh.) Wint. FV.v. 178. M. 226. MV. 1178.  
   *curvula* de Bary. M. 26. 225. MV. 1182.  
   *coprophila* Ces. et DNtrs. M. 227. 506.  
   *curvicolla* Wint. M. 228.  
   *decipiens* Wint. M. 226.  
   *fimicola* (Rob.) Ces. et DNtrs. M. 26. 224. MV. 1181.  
   *fimiseda* Ces. et DNtrs. M. 226.  
   *fermenti* (Fkl.) Wint.  
     \**phylogena* Sacc. M. 373. FI. 391.  
   *humana* (Fekl.) Awd. M. 223. MV. 1177.  
   *lanuginosa* (Pr.) Sacc. M. 26. 225.  
     \**culmigena* S. et S. M. 373. MV. 1363. FI. 392.
- leucotricha* Speg. M. 225. FI. 619.  
   *merdaria* (Fr.) Awd. M. 224. MV. 1180.  
   *minima* S. et S. M. 373. FI. 617.  
   *plejospora* Speg. M. 227. FI. 618.  
   *setosa* Wint. M. 228.  
   *zygospora* Speg. M. 227. FI. 618.
- Speira* Cda (Hyphom.) (*Cattanea* Gar.)  
   *toruloides* Cda. MS. 178.
- Spegazzinia* Sacc. (Hyphom.)  
   *ornata* Sacc. Nov. Hyph. genus, cum icone.
- Sphærella* C. et DNtrs. (Pyren.)  
   *Atomus* MS. 93. V. S. Fagi.  
   *acerina* (Wallr.) Fekl. MS. 93. M. 507.  
   *Adonis* Sacc. M. 122.  
   *aquilina* (Fr.) Strss. MS. 94.  
   *Asteroma* (Fr.) Karst. FV.v. 175.  
   *anarithma* (B. et Br.) Cooke. FV.v. 175. V. *Leptosphaeria*.  
   *Ariadna* Sacc. M. 34. 379.  
     \* *Tormentillæ* M. 379. FI. 379.  
   *Alni* (Fekl.) Sacc. M. 245. MV. 1369.  
   *Buxi* MS. 93. V. *Microthyrium microscopicum*.  
   *Berberidis* (Nke) Fekl. MS. 209.  
   *Bellona* Sacc. M. 244.  
   *brassicicola* (Duby) C. DNtrs. M. 507.  
   *carpineæ* (Fr.) Auersw. MS. 93. V. *Læstadia carpineæ*.  
   *crastophila* Sacc. MS. 94. V. *Leptosphaeria*.  
   *Circe* Sacc. FV.ii. 301.  
   *Ceres* Sacc. FV.v. 302.  
   *Cinxia* Sacc. FV.v. 303.  
   *caricicola* Fekl. FV.v. 175.  
   *crassa* Awd. M. 35.  
   *clymenia* Sacc. M. 35. MV. 908.  
   *corylaria* (Wallr.) Fekl. M. 351. MV. 1261.  
   *collina* S. et S. M. 379. FI. 387.  
   *Coneglanensis* Speg. M. 455. FI. 626.  
   *Dejanira* Sacc. FV.ii. 300.  
   *Equiseti* Fekl. FV.v. 175.  
   *elatior* S. et S. M. 379. FI. 386.  
   *Epicymatia* (Wallr.) Fek. M. 456. MS. 98. (S. *Apotheciorum*.)  
   *Fagi* Awd. M. 378. FI. 381.  
   *Gibelliana* Pass. M. 379.  
   *Galatea* Sacc. FV.ii. 304.  
   *Hederæ* Cooke.? MS. 96. V. *Leptosphaeria hederæ*.  
   *Hermione* Sacc. FV.ii. 301.  
   *Karsteniana* Sp. M. 229. FI. 625.

- ignobilis* Awd. FV.v. 175.  
*lineolata* (Rob.) DNtrs. MS. 95.  
*Ligustri* (Desm.) Fekl. MS. 209.  
*Ligea* Sacc. FV.ii. 300. MV. 692.  
*Lachesis* Sacc. FV.ii. 302. M. 456.  
*leptasca* Awd. M. 381.  
*myriadea* (DC.) Fekl. MS. 95. V. Sphærulina.  
*macularis* (Fr.) Auersw. MS. 95.  
*maculiformis* (Pers.) Auersw. MS. 95. M. 507.  
   *f. Castaneæ* MV. 693.  
*Mori* (Nke) Fekl. MS. 209.  
*Materna* Sacc. FV.ii. 303.  
*microspila* (B. et Br.) Cke FV.v. 175.  
*morphæa* Sacc. M. 35.  
*mediterranea* Sacc. M. 35.  
*Maydis* Pass. M. 245. FI. 383.  
*minor* Karst. M. 381. FI. 388.  
*Najas* Sacc. FV.ii. 304.  
*nemorosa* S. et S. M. 378. FI. 377.  
*nerviseda* Speg. M. 456. FI. 627.  
*Ophiopogonis* Sacc. MS. 94. V. Leptosphæria.  
*punctiformis* (Pers.) Fekl. MS. 93.  
*petiolicola* (Desm.) Auersw. MS. 96.  
*perpusilla* MS. 209. V. S. *ignobilis*.  
*Pieris* Sacc. FV.ii. 302.  
*phyllachoroides* Sacc. FV.ii. 304.  
*Pales* Sacc. FV.ii. 305.  
*Populi* Awd. FV.v. 175.  
*Pteridis* (Dmz.) DNtrs. M. 380.  
*prominula* Speg. M. 456.  
*Stellaris* (Rabh.) Fekl. MS. 94.  
*salicicola* (Rabh.) Fekl. MS. 95.  
*superflua* (Auersw.) Fekl. MS. 96.  
*Sentina* (Fr.) Fekl. MS. 209.  
*Selene* Sacc. FV.ii. 301.  
*Scirpi lacustris* Awd. FV.v. 175.  
*sylvatica* S. et S. M. 380. FI. 382.  
*Typhæ* (Lasch.) Fekl. MS. 209. MV. 158.  
*Thais* Sacc. FV.ii. 305.  
*Tyrolensis* Awd. M. 34.  
*topographica* S. et S. M. 380. FI. 385. MV. 1368.  
*umbrosa* Sacc. M. 378. FI. 378.  
*Vaginæ* (Lasch) Fekl. MS. 94.  
*Vincæ* (Fr.) Fekl. MS. 209. V. Leptosphæria.  
*Vitis* (Rabh.) Fek. MS. 209.  
*Venziana* Sacc. FV.ii.  
*verna* S. et S. FI. 380.  
*Zea* Sacc. M. 377. FI. 384.
- Apotheciorum* Mass. MS. 98. V. Sphærella Epicymatia.  
*arundinacea* Sow. MS. 107. V. Leptosphæria  
*Bombarda* Batsch. MS. 114. V. Bombardia.  
*comata* Tod. MS. 91. V. Chætomium.  
*Coniothyrium* Fekl. MS. 98. V. Leptosphæria.  
*Coryli* Batsch. MS. 100. V. Gnomonia.  
*calvescens* Fr. MS. 103. V. Pleospora.  
*culmifraga* MS. 107. V. Leptosphæria.  
*cinnabarina* Tode MS. 122. V. Nectria.  
*ceratosperma* Moug. et Nest. V. Valsa *ceratophora*.  
*Craterium* DC. MS. 161. V. Trochila.  
*Corni* Sow. MS. 210. V. Physalospora.  
*Doliolum* Pers. MS. 103. V. Leptosphæria.  
*deusta* Hoffm. MS. 153. V. Ustulina.  
*erythrella* Wallr. MS. 108. V. Trichosphæria.  
*fuscella* Berk. et Br. MS. 97. MV. 72-73. V. Leptosphæria *vagabunda*.  
*fimbriata* Pers. MS. 100. V. Gnomonia.  
*filicina* Sow. MS. 145. V. Rhopographus.  
*Fragariæ* Tul. MS. 210. V. Stigmatea.  
*fuscidula* Sacc. FV.v. 211. MV. 159. V. Melanomma.  
*Gleditschiæ* (Schw.) Ces. et DNtrs. MS. 122. V. Cucurbitaria.  
*gastrina* Fr. MS. 143. V. Anthostoma.  
*Hederæ* Sow.? MS. 96. V. Leptosphæria.  
*herbarum* Pers. MS. 102. V. Pleospora.  
*Lichenopsis* Mass. V. Melanomma.  
*Lichensis sordidi* Mass. MS. 99. V. *Celidium grumosum*.  
*leucostoma* Pers. MS. 134. V. Valsa.  
*macularis* Fr. MS. 95. V. Sphærella.  
*myriocarpa* Fr. MS. 109. V. Coniothyrium.  
*maculiformis* Pers. MS. 95. V. Sphærella.  
*Massalongi* Mon. MS. 99. V. *Rebentischia Massalongi*.  
*Psoromatis* Mass. MS. 99.
- Sphæria Hall. (Pyren.)  
*acerina* Wallr. MS. 93. V. Sphærella.

- pulveracea* Ehrh. MS. 109. V. Rossellinia.  
*purpurea* Fr. MS. 125. V. Claviceps.  
*profusa* Fr. MS. 125. V. Aglaospora.  
*pulchella* Pers. MS. 149. V. Calosphæria Princeps.  
*protracta* Nees. MS. 119. V. Cucurbitaria.  
*quaternata* Pers. MS. 159. V. Quaternaria Persoonii.  
*Rusci* Wallr. MS. 96. V. Leptosphæria.  
*rosella* Alb. Schw. MS. 124. V. Hypomyces.  
*rufa* Pers. MS. 125. V. Hypocrea.  
*Rhamni* Nees. MS. 121. V. Cucurbitaria.  
*rhamphospora* Mass. MS. 99. V. Rebentischia Massalongi.  
*Systema solare* Fr. MS. 210. (Aptius Læstadia Systema solare).  
*sæpincola* Fr. MS. 210. V. Leptosphæria.  
*Stellarinearum* Rabh. MS. 94. V. Sphærella.  
*suffulta* Nees. MS. 103. V. Leptosphæria.  
*salicicola* Rabh. MS. 95. V. Sphærella.  
*setacea* Pers. MS. 100. V. Gnomonia.  
*suffusa* Fr. MS. 126. V. Cryptospora.  
*salicina* Pers. MS. 132. V. Valsa.  
*salicella* Fr. MS. 135. V. Diaporthe.  
*Trifolii* Pers. MS. 145. V. Phyllachora.  
*tubiformis* Tode MS. 100. V. Gnomonia.  
*Ulmii* Sow. MS. 144. V. Phyllachora.  
*Variolariae* Mass. MS. 99.  
*Veronensis* Mass. MS. 99.
- Hippoglossi* Mtgn. f. *Rusci aculeati* MV. 1000. V. Phoma.  
*leucostigma* Lév. MS. 140-203. V. Phoma leucost.  
*longissima* (Pers.) Fr. MS. 203. V. Phoma.  
*melæna* Fr. MS. 203. V. Phoma.  
*Taxi* (Sow.) Bk. MV. 999. V. Diplodia Taxi.
- Sphærostilbe* Tul. (Pyreu.)  
 † *aurantiaca* Tul. M. 298.  
 † *cæspitosa* Fckl. M. 298.  
 † *cinnabarina* (Mtgn.) Tul. M. 298.  
 † *cocophila* Tul. M. 299.  
 † *flavo-viridis* Fckl. M. 298.  
 † *fusca* Fckl. M. 298.  
 † *flammea* Tul. M. 299.  
 † *gracilipes* Tul. M. 298.  
 † *hyalina* Fckl. M. 298.  
 † *lateritia* B. et C. M. 299.  
 † *nitida* B. et C. M. 299.  
 † *pseudotrichia* (Schw.) B. et Br. M. 299.  
 † *repens* B. et Br. M. 299.  
 † *sanguinea* Fckl. M. 298.  
 † *variabilis* B. et Br. M. 299.  
 † *Wrightii* B. et C. M. 299.
- Sphærotheca* Lév. (Pyren.)  
*Castagnei* Lév. MS. 90. M. 504.  
 f. *Humuli* MS. 90. MV. 67 (II. ed.)  
 stat. conid. 627. stat. ascop. 628.  
 f. *Vitis* Fuck. MS. 90. MV. 626.  
 f. *Bidentis* MV. 145.  
 f. *Cucurbitacearum* MV. 144.  
 f. *Erigerontis* MV. 899.  
 f. *Inulæ hirtæ* MV. 630.  
 f. *Physalidis* MV. 633.  
 f. *Plantaginis lanc.* MV. 900.  
 f. *Sanvitaliæ* MV. 629.  
 f. *Senecionis nemor.* MV. 631.  
 f. *Xanthii Strumarii* MV. 901.  
 f. *Melampyri nemorosi* MV. 1375.
- Sphærotilus* Ktz. (Hyphom. v. Algæ).  
*lacteus* Ktz. MS. 175.  
*thermalis* Ktz. MS. 175.
- Sphærulina* Sacc. (Pyren.)  
*fraxinea* S. et S. M. 399.  
*intermixta* (B. et Br.) Sacc. MV. 1327. M. 400. FI. 347.  
*myriadea* (DC.) Sacc. M. 399. FI. 346. MS. 95 (Sphærella).
- Spathularia* Pers. (Discom.)  
*flava* Pers. MS. 168.
- Sphæridium* Fres. (Hyphom.)  
*citrinum* Sacc. M. 90. FI. 77.
- Sphæroderma* Fckl. (Pyren.)  
 † *theleboloides* Fckl. M. 282.
- Sphæronema* Fr. (Sphærops.)  
*Cirsii* Lasch. MS. 82. V. Æcidium.  
*Spinella* Kalchbr. MV. 1391.
- Sphæropsis* Lév. (Sphærops.)  
*caulicola* MS. 203. V. Diplodia herbarum.



- Spicaria* Hart. (Hyphom.)  
*elegans* (Cda.) Harz. FV.v. 194. MV. 572.
- Spilobolus* Lk. (Sphærops.)  
*Oleæ* DNtrs. FV.IV. 28. FV.v. 207.
- Spilocæa* Fr. (Hyphom.)  
*Pomi* Fr. MS. 177. (Initia *Passaloræ* dendr.)
- Spilodinium* Mass. (Discom.)  
*affine* Mass. MS. 135. V. *Scutula*.
- Spolverinia* Mass. (Pyren v. Lichen.)  
*Punctum* Mass. MS. 99.
- Sporendonema* Dmz. (Hyphom.)  
*Casei* Desm. MS. 178. V. *Torula*.
- Sporidesmium* Lk. (Hyphom.)  
*Bizzoerianum* Sacc. FV.v. 193. M. 89. FI. 71. MV. 365.  
*cellulosum* Klotzsch. MS. 211.  
*echinulatum* Speg. M. 478.  
*glomerulosum* Sacc. M. 131.  
*helicosporum* Sacc. M. 89. FI. 72. MV. 1064.
- Sporocybe* Fr. (Hyphom.)  
*byssoides* (Pers.) Fr. MS. 103-181. FV.v. 192-196. MV. 303.
- Sporodinia* Lk. (Phycom.)  
*dichotoma* Cda. MS. 208. V. S. *grandis*.  
*grandis* Lk. MS. 208 (S. *dichotoma*) M. 551.
- Sporodum* Cda. (Hyphom.)  
*conopleoides* Cda. MS. 91.
- Sporonema* Dmz. (Sphærops.)  
*glandicola* Desm. FV.v. 202.
- Sporormia* DNtrs. (Pyren.)  
*ambigua* Niessl. M. 459.  
*fimataria* DNtrs. M. 400. FI. 614.  
*gigantea* E. Ch. M. 231. FI. 616.  
*gigaspora* Speg. M. 231. V. S. *Spegazzinii*.  
*grandispora* Speg. M. 230.  
*intermedia* Awd. FV.v. 178. M. 230.  
*leptosphærioides* Speg. M. 459. FI. 613.  
*lageniformis* Fekl. M. 231.  
*minima* Awd. FV.v. 178. M. 230. MV. 1183-84.
- Spegazzinii* Pir. M. 354. V. M. 231. FI. 615.
- ulmicola* Pass. et Wint. M. 510.
- Sporoschisma* Berk. (Hyphom.)  
*Anpullula* Sacc. FV.v. 191. V. *Chalara*.  
*mirabile* Berk. et Br. FV.v. 191. MV. 288.  
*Montellicum* Sacc. FV.v. 191. V. *Chalara*.
- Sporotrichum* Lk. (Hyphom.)  
*aureum* (Pers.) Fr. MS. 183.  
*Bérengerianum* Sacc. MV. 247.  
*calcigenum* Lk. MS. 182.  
*chlorinum* Lk. FV.v. 192.  
*fuscum* Lk. MS. 108. MV. 80-1082.  
*murinum* (Lk.) Bon. FV.v. 192. MV. 290.  
*olivaceum* Linck. MS. 183.  
*roseum* Linck. MS. 183.  
*torulosum* Bon. FV.v. 192.  
*velutinum* Sacc. MV. 191.  
*virescens* Liuck. MS. 183.
- Spumaria* Pers. (Myxom.)  
*alba* (Bull.) DC. MS. 173.
- Stachybotrys* Cda. (Hyphom.)  
*atra* Cda. MS. 211.  
*alternans* Bon. FV.v. 193. MV. 261.
- Stachylidium* Lk. (Hyphom.)  
*bicolor* Lk. FV.v. 195. M. 84. FI. 50.  
*extorre* Sacc. M. 84. FI. 49.  
*thelenum* Sacc. M. 85. FI. 51. MV. 918.
- Stamnaria* Fekl. (Discom.)  
*Persoonii* (Fr.) Fekl. M. 67. MV. 953.
- Staurochæta* Sacc. (Sphærops.)  
*minima* Sacc. FV.IV. 41. M. 73. FI. 2.
- Stegia* Fr. (Discom.)  
*dumeti* S. et S. M. 420.  
*Ilicis* (Chev.) Fr. FV.v. 184. MV. 698.  
*Lauri* (Cald.) Sacc. MV. 699. MS. 211 (Nævia).
- Steganosporium* Cda. (Hyphom.)  
*elevatum* Riess. MS. 126.



- Stemonitis* Gled. Fr. (Myxom.)  
*fusca* Roth. MS. 172. MV. 497.
- Stemphylium* Wallr. (Hyphom.)  
*botryosum* Wallr. MS. 180.  
*Magnusianum* Sacc. M. 132.  
*ramulosum* Sacc. M. 360-536.
- Stereonema* Ktz. (Hyphom. v. Alg.)  
*asperum* Menegh. MS. 176.  
*lutescens* Ktz. MS. 176.  
 var. *geminatum* Menegh. MS. 176.
- Stereum* Lk. (Hymen.)  
*acerinum* (Pers.) Fr. MS. 63. MV. 410.  
*Boltonii* Sacc. M. 239. MV. 1113.  
*disciforme* DC. MS. 63. M. 502.  
*hirsutum* (W.) Pers. MS. 63. MV. 32. M. 502.  
 var. *aurantiacum* MS. 63.  
*purpureum* Pers. MS. 62.  
*rugosum* Pers. em. Fr. FV.v. 165. MV. 409.  
*rubiginosum* (Schrad.) Fr. MS. 63. MV. 33.  
*spadiceum* Fr. MS. 63. M. 502.  
*tabacinum* (Pers.) Fr. M. 5.
- Sterigmatocystis* Fres. (Hyphom.)  
 † *antacustica* Cr. M. 91.  
*candida* Sacc. M. 91. FI. 80.  
 † *dubia* (Cda) S. M. 91.  
*italica* Sacc. M. 91. MS. 184. (*Aspergillus* *sterigm.*)  
*phæocephala* (DR. Mtgn.) Sacc. FV.v. 194. (*Asperg.*)  
 † *sulphurea* Fr. M. 91.
- Stictis* Pers. p. p. (Discom.)  
*arundinacea* Pers. M. 422.  
*æcidiiformis* Speg. M. 471.  
*minima* S. et S. M. 421.  
*nivea* Pers. M. 60. MV. 358.  
*Pupula* Fr. M. 61. 421.  
*radiata* Pers. MS. 156.  
*Saccardoi* Rhm. FV.v. 184. M. 61. MV. 258.  
 \**Spallidula* Sacc. M. 61.
- Stigmatea* Fr. (Pyren.)  
*Fragrariæ* Tul. MS. 210. (*Sphæria*).  
*Robertiani* Fr. M. 34. MV. 909.
- Stigmella* Lév. (Hyphom.)  
*dryina* (Cda) Lév. M. 264. MV. 555. MV. 1065.
- Montellica* Sacc. M. 90. FI. 78. MV. 1066.  
*Visianica* Sacc. M. 353. MV. 1289.
- Stilbospora* Pers. p. p. (Melanc.)  
*angustata* P. MV. 99. M. 533.  
*microsperma* Pers. MS. 180. V. *Melanconium conglomeratum* Lk.
- Stilbum* Tode (Hyphom.)  
*byssinum* Pers. MS. 189.  
*erythrocephalum* Ditm. M. 274. MV. 1253.
- Strobilomyces* Berk. (Hymen.)  
*strobilaceus* (Scop.) Berk. MS. 48.
- Stysanus* Cda (Hyphom.)  
*microsporus* Sacc. M. 274. MV. 1068.  
*pallescens* Fuck. MS. 94.  
*Stemonitis* (Pers.) Corda MS. 187.
- Synchytrium* de Bary et W. (Phycom.)  
*plantagineum* S. et S. M. 243. MV. 1125.  
*Succisæ* de Bary. FV.v. 172. MV. 1124.  
*Taraxaci* de Bary. M. 13.

## T

- Tapesia* Fekl. (Discom.)  
*fusca* (Pers.) Fekl. M. 65.  
*varicolor*. (Fr.) Fekl. M. 65.  
 var. *fusco-umbrina* Fr. M. 65.
- Taphrina* Fr. (Discom. Gimnoasc.)  
*candicans* Sacc. M. 118. V. *Ascomyces candicans*.
- Teichospora* Fekl. (Pyren.)  
*anceps* Sacc. M. 247. 349. FI. 310.  
*ignavis* (DNtrs.) Karst. M. 47. 340. FI. 316.  
*Mesascium* (DNtrs.) Sacc. M. 451. 349. FI. 313.  
*obducens* (Fr. p. p.) Fuck. MS. 210. M. 348. FI. 308.  
*oxystoma* S. et S. M. 350. FI. 315.  
*patellarioides* Sacc. M. 47. 350. FI. 317.  
*pezizoides* S. et S. M. 350. FI. 318. MV. 1270.  
*seminuda* (DNtrs.) Sacc. M. 47.  
*sarmenticia* S. et S. M. 349. FI. 312.  
*Sylvana* S. et S. M. 349. FI. 314.  
*trabicola* (Fuck.) MS. 210. M. 349. FI. 311.

- Vitalbæ (DNtrs.) Sacc. FV.v. 177. M. 349. FI. 309.
- Tetraploa B. et Br. (Hyphom.)  
aristata B. et Br. FV.v. 193.
- Thamnomycetes* Ehrh. (Pyren.)  
*hippotrichodes* FV.v. 184. M. 24. V.  
*Xylaria filiformis*.
- Thelephora* Pers. (Hymen.)  
*anthocephala* (Bull.) Fr. MS. 61.  
*coralloides* Fr. MS. 61. M. 548.  
*cristata* (Pers.) Fr. MS. 62.  
*intybacea* Pers. MS. 62.  
*laciniata* Pers. MS. 62.  
*palmata* (Scop.) Fr. MS. 61.  
var. *digitata* (Pers.) MS. 61.  
*spiculosa* Fr. MS. 62.  
*sebacea* Pers. MS. 62.
- Thyridaria* Sacc. (Pyren.)  
*incrustans* Sacc. FV.iv. 14. FV.v. 200. MV. 170. MS. 118. (Cucurb. Broussonetiæ.)
- Thyridium* Nke. (Pyren.)  
*cingulatum* (Mtgn.) Sacc. M. 512.  
*pulchellum* S. et S. M. 249. 350. FI. 320. MV. 1274.  
*Rousselianum* Sacc. M.49.350. FI.319.  
*vestitum* (Fr.) Fuck. FV.iv. 14. MS. 122. (Cucurb. vagans) V. Fene-stella vestita.
- Thyonectria* Sacc. (Pyren.)  
*Patavina* Sacc. FV.iv. 23. M. 99. M. 325. FI. 152.  
† *pyrochlora* (Awd.) Sacc. M. 325.
- Thyrsidium* Mont. (Melanc.)  
*botryosporum* Mtgn. FV.v. 193.  
*hedericola* (DNtrs.) Dur. et Mtgn. FV.v. 193. MV. 1078.
- Tichothecium* Flot. (Pyren. v. Lichen.)  
*erraticum* Mass. MS. 100.
- Tilletia* Tul. (Hypod.)  
*Caries* (DC.) Tul. MS. 74. MV. 1153. M. 503.  
*levis* Kühn. FV.v. 168. MV. 373.  
*striiformis* (West.) Niessl. M. 8.
- Tilmadoche* Fr. (Myxom.)  
*nutans* (Pers.) Rost. MV. 1102. MS. 17. (Physarum.)
- Titæa* Sacc. (Hyphom.)
- callispora* Sacc. FV.v. 193. M. 73. FI.1 MV. 571.
- Torrubia* Lév. (Pyren.)  
*militaris* (Ehrh.) Tul. MS. 125. V. *Cordyceps militaris*.
- Torula* Pers. (Hyphom.)  
*aurea* MS. 177. (non *Monilia aurea* hujus ind.) V. *Penicillium glaucum* var. *citrinum*.  
*candida* (Wallr.) Opiz. MS. 177.  
*Celtidis* Biv? MS. 178. V. *Gyroce-ras Celtis*.  
*Centaurii* Fekl. FV.v. 190.  
*fructigena* Pers. MS. 177. MV. 273. V. *Monilia*.  
*glaucia* Fr. FV.v. 190.  
*herbarum* Lk. MS. 178. MV. 272.  
*hyalinula* Sacc. M. 265. 538. MV. 1255.  
*Hippocrepis* Sacc. MS. 178. V. *Hi-rudinaria*.  
† *Lechleriana* Sacc. M. 131.  
*monilioides* Cda M. 538.  
*perpusilla* Sacc. M. 265. MV. 1056.  
*rosea* Pr. FV.v. 190.  
*sporendonema* B. et Br. MS. 178.  
*Tuberculariæ* Nees. MS. 178.  
*Uredinis* (Lk.) Fr. MS. 177. MV. 359.  
*virescens* (Link.) Sacc. FV.v. 190.  
*vinosella* Sacc. M. 265. MV. 1057.
- Trametes* Fr. (Hymen.)  
*cinnabarina* (Jacq.) Fr. MS. 55.  
*fulva* (Scop.) Fr. MS. 54. V. *Poly-porus*.  
*gibbosa* (Pers.) Fr. MS. 55.  
*hispidula* Baglietto MS. 54. MV. 21.  
f. *populea* MV. 822.  
*populina* Fr. MS. 55. MV. 415.  
*perennis* (L.) Fr. MS. 55.  
*Ribis* Fr. MS. 54. MV. 20. f. *Corni*  
V. *Polyporus*.  
*rubescens* (A. S.) Fr. M. 436.
- Trematosphaeria* Fekl. (Pyren.)  
*pertusella* Sacc. M. 451. V. *Mela-nomma*.  
*pertusa* (P.) Fuck. M. 451. V. *Me-lanomma*.
- Tremella* Fr. (Hymen.)  
*foliacea* Pers. MS. 68. MS. 162. MV. 566.  
*foliicola* Fekl. FV.v. 166.  
*mesenterica* Retz. MS. 68.  
*moriformis* Berk. FV.v. 166. MV. 36.  
*quercina* Poll. MS. 68.

- sarcoides With. MS. 69. MS. 162. St. Corynis sarcoidis.
- Triblidium Reb. (Discom.)
  - hysterium Duf. M. 54.
  - rhopalascum M. 54. MV. 1172.
- Trichia Hall. (Myxom.)
  - chysosperma (Bull.) DC. MS. 171. M. 552.
  - Jackii Rost. FV. iv. 40.
  - Lorinseriana Corda MS. 171.
  - longiripes Pers. MS. 171.
  - pyriformis Hoffm. FV. iv. 40. MV. 962.
  - scabra Rost. FV. iv. 40.
  - varia Pers. FV. iv. 40. MV. 791.
- Trichoderma Pers. (Hyphom.)
  - viride Pers. MS. 125. MV. 295.
- Trichopeziza Fekl. (Discom.)
  - Aranea (DNtrs.) Sacc. M. 253. MV. 1283.
  - leucophæa (Pers.) Rehm. FV. iv. 33.
  - Nidulus (Schm. et K.) Fuck. MS. 163. M. 515.
  - nivea (Hedw.) Fuck. MS. 163.
  - punctiformis (Fr.) Fuck. MS. 163. M. 66.
  - pulveracea Fekl. MS. 163.
  - sulphurea (Fr.) Fekl. M. 515.
  - villosa (Pers.) Fekl. MS. 163. (Cypbella?)
- Trichosphæria Fekl. (Pyren.)
  - erythrella (Wallr.) Fuck. MS. 108.
  - nobilis S. et S. M. 247. M. 348. Fl. 306.
- Trichothecium Lk. (Hyphom.)
  - candidum Wallr. MS. 124.
  - roseum (Bull.) Fr. MS. 186. MV. 293.

- M. 535.
  - f. pallescens. MV. 1034.
  - f. Robiniæ MV. 1035.
- Triphragmium Lk. (Hypod.)
  - Isopyri Moug. M. 363. MV. 1319.
- Triposporium Cda (Hyphom.)
  - elegans Cda MS. 181.
- Trochila Fr. (Discom.)
  - Craterium (DC.) Fr. MS. 161. MV. 700. M. 515.
    - f. Hederæ canarien. MV. 1285.
    - diminuens Karst. M. 420.
    - \*crastophila M. 420.
  - Laurocerasi (Desm.) Fr. MS. 161. M. 60. 515. MV. 726.
    - f. Pruni lusitanicæ MV. 1284. (Pez. smaragdina Lév.)
  - Populorum Dinz. M. 419.
    - f. Salicis capræ M. 470.
  - puccinioides DNtrs. MS. 161.
  - prominulâ S. et S. M. 420.
  - Rubi DNtrs. MS. 161. V. Pyrenopeziza
- Trogia Fr. (Hymen.)
  - crispa (Pers.) Fr. FV. v. 162.
- Tromera Mass. (Discom. v. Lich.)
  - Resinæ (Fr.) Körb. M. 514. V. Pezicula Resinæ.
- Tuber Mich. (Tuber.)
  - æstivum Vitt. MS. 155.
  - Borchii Vitt. M. 514.
  - brumale Vitt. MS. 155. MV. 470.
  - rufum Pico MS. 155. M. 470.
- Tubercularia Tode (Hyphom.) 1)

1) Divisio HYPHOMYCETUM hoc in Repertorio sensu latissimo sumpta est, nempe complectens omnes fungos in matrice propria subsuperficiales, hyphis plus v. minus evolutis conidiisque liberis instructos, ascis, peritheciis v. ascomatibus carentes. A MELANCONIIS differunt fructificatione superficiali nec subcutanea; a SPHEROSPORIIS defectu perithecorum. Meo sensu tres hæ divisiones primariæ tantum habendæ sunt ad fungos s. d. secundarios v. imperfectos tutius limitandos. E sectionibus autem pluribus quæ ab auctoribus \*) tot tantisque modis adhibitæ sunt in Hyphomycetibus distinguendis, meo sensu sequentes tantum admittendæ sunt:

HYPHOMYCETÆ Nees, Sacc.

Laxæ; stromate nullo v. subnullo instructæ.	}	hyphæ sporophoræ sejunctæ.	}	hyphæ et conidia flaccida, mox collapsentia, pallida, rarius fusca. . . . .	MUCEDINEÆ.
				hyphæ et conidia rigidula, nigricantia. . . . .	DEMATIÆ.
		hyphæ sporophoræ in fasciculos stipitiformes collectæ. . . . .		STILBÆ.	
Compactæ; stromate plerumque crassiusculo basi instructæ. . . . .				TUBERCULARIÆ.	

\*) Cfr. FRIES Summa, BERK. Outl., CDA Anleit., Kx. Fl. Flandr. etc.



- ampelophila Sacc. M. 262.  
 ciliata Ditm. v. sessilis M. 534.  
 confluens Pers. M. 262. MV. 1232.  
 granulata Pers. FV.v. 197. MV. 1087.  
   f. Pseudacaciæ MV. 565.  
 nigricans Lk. FV.v. 197. MV. 561.  
   M. 534.  
 persicina Ditm. FV.v. 197. MV.  
   368.  
 pusilla Sacc. MV. 686.  
 Sambuci Cda FV.v. 197. MV. 562.  
 versicolor Sacc. FV.v. 197. MV.  
   564.  
 vinosa Sacc. M. 262. MV. 1089.  
 vulgaris Tode MS. 122. M. 534,  
   f. Alni MV. 563.  
   f. Pseudacaciæ. MV. 565.  
   f. stipitata MV. 1088.
- Tulasnodea** Fr. (Lycoperd.)  
 mammosa Fr. MV. 424. MS. 72.
- Tympanis** Tode p. p. (Discom.)  
 Frangulæ Fr. FV.v. 185.  
 amphibola (Mass.) Karst. M. 418.  
   MV. 1388.
- Typhula** Fr. (Hymen.)  
 candida Fr. M. 437.  
   f. Equiseti M. 437,  
 filiformis (Bull.) Fr. M. 437.  
 gyrans (Batsch.) Fr. MS. 68.  
 variabilis Riess. FV.v. 210.
- U**
- Uncinula** Lév. (Pyren.)  
 adunca (Lk.) Lév. MS. 91.  
   var. Salicum (Rabh.) MS. 91.  
   MV. 890.  
   var. Populorum (Rabh.) MS. 91.  
   MV. 615.  
 bicornis (Lk.) Lév. MS. 91. MV.  
   146.  
 Bivonæ Lév. MS. 209. MV. 617.  
 Wallrothii Lév. FV.v. 173. MV.  
   616.
- Uredo** Pers. (Hypod.)  
 Ægopodii Str. MS. 80.  
 Anthyllidis Grev. MS. 86.  
 Agrimonix Eupatorii DC. MS. 207.  
   (Coleospor. ochrac.)  
   f. Agr. Eupatorii MV. 40.  
   f. Agr. odorat. MV. 879.  
 Behenis DC. MS. 80.  
 Capræarum DC. MS. 77.  
 Cichoracearum DC. MS. 80.
- Cyani DC. MS. 80.  
 Cirsii DC. MS. 81.  
 Clinopodii Rabh. MS. 82.  
 Convolvuli Str. MS. 83.  
 confluens DC. M. 503.  
 Euphorbiæ Helioscopiæ Pers. MS. 78.  
 Erythronii DC. MS. 87.  
 Ficariæ A.S. MS. 85.  
 Fabæ DC. MS. 86.  
 Fici Cast. M. 438. MV. 1326.  
 Gentianæ DC. MS. 82.  
 gyrosa Rebert. M. 11.  
 linearis Pers. MS. 84.  
 Leguminosarum v. Viciarum Rabh.  
   MS. 86.  
 mixta DC. MS. 77.  
 Menthæ Pers. MS. 82.  
 miniata Pers. MV. 378. MS. 75. (Co-  
   leosp.)  
 Poterii Rbh. MS. 78.  
 Potentillarum DC. MS. 78.  
 Podagrariæ Poll. MS. 80.  
 Polygonorum Fekl. MS. 83.  
 Pseudocyperi Rbh. MS. 83.  
 Polygoni avicularis A.S. MS. 86.  
 Quercus Brond. M. 11. MV. 880.  
 Ruborum DC. p. p. MS. 79.  
   var. epiphylla MV. 118.  
 Rosæ Pers. MS. 79.  
 Rhododendri DC. MS. 80. MV 431.  
 Rubigo-vera CC. MS. 83.  
 Rumicum DC. MS. 87.  
 suaveolens Pers. MS. 81.  
 scutellata Pers. MS. 87.  
 Symphyti DC. MV. 41. MS. 76. (Co-  
   leosp.)  
 Thesii Dub. MS. 82.  
 Trifolii DC. MS. 86.  
 Umbelliferarum Spr. MS. 80.  
 Vitellinæ DC. MS. 77.  
 Violarum DC. MS. 79.  
 Vincæ DC. MS. 82.
- Urocystis** Rabh. (Hydop.)  
 Anemones (Pers.) Rabh. M. 8. V.  
   Polycystis.  
 pompholygodes (Schlecht.) Fckl.  
   MS. 74. V. Polycystis.  
 Violæ (Sow.) Fisch. M. 438. MV.  
   1317. V. Polycystis.
- Uromyces** Tul. (Hypod.)  
 Astragali (Opiz.) Sacc. MS. 208 (U.  
   punctatus Schröt.)  
 Aconiti Fekl. FV.v. 170. MV. 65.  
 Anthyllidis (Grev.) Schröt. M. 241.  
   MV. 1141.  
 Behenis (DC.) Lév. FV.v. 170.



- f. *Silenes inflat.* MV. 436.  
 f. *Lychnidis vespert.* MV. 866.  
 f. *Silenes nutantis* MV. 1316.  
*Chenopodii* Thm. M. 454.  
*Chamaesyces* Sacc. V. U. proëminens.  
*Dactylis* Otth. MS. 208. MV. 437.  
*Dianthi* (Pers.) Béreng. FV.v. 170.  
 MV. 441. (rectius U. *caryophyllinus* (Schranck.) Schröt.)  
*Ervi* West. FV.v. 171.  
*Erythronii* (DC.) Niessl. MS. 87. (st. hymen. et teleut.) MV. 63 (II. edit.)  
 stat. teleut. MV. MV. 875.  
*Ficariæ* (A. S.) Fekl. MS. 85. M. 503.  
*Fabæ* (DC.) DBy. MS. 86. MV. 440. M. 549 (rectius U. *Viciæ* *Fabæ* (Pers.) Schröt.)  
*fraternus* Lasc. MS. 87. V. Rumi-cum.  
*Genistæ* (Str.) Fek. MS. 86.  
*Geranii* Otth. et W. FV.v. 170.  
*Junci* (Str.) Tul. FV.v. 171. MV. 438.  
 f. *J. obtusiflori* MV. 1261.  
*Laburni* (DC.) Fekl. MS. M. 549.  
 f. *Cytisi* *Laburni* MV. 136.  
 f. *Coluteæ arborescentis* MV. 1315.  
 f. *Cytisi nigresc.* MV. 868.  
 f. *Genistæ tinct.* MV. 869.  
*Lupini* Bk. MS. 208. FV.I. 274. MV. 61.  
*Liliacearum* Ung. M. 364.  
*Lathyri* Fekl. MS. 208.  
 f. *L. latifolii* MV. 135.  
 f. *L. pratensis* MV. 871.  
 f. *L. sylvestris* MV. 870.  
*Muscari* LéV. M. 503-541.  
*Medicaginis* Sacc. FV. 210. V. U. striatus.  
*Orobi* Schum. MS. 208. MV. 137.  
*Ononidis* Pass. FV.v. 171.  
*Phaseolorum* (Wallr.) DBy. MS. 85. MV. 134.  
 f. *Dolichi* MV. 874.  
*Pisi* (DC.) DBy. MS. 85. MV. 1139-1140.  
*Polygoni avicularis* (A.S.) Fekl. MS. 86. MV. 138.  
*puccinioides* Rabh. FV.v. 170. V. U. *Geranii*.  
*Primulæ integrifoliæ* (DC.) Niessl. FV.v. 170.  
 var. *Primulæ minimæ* FV.v. 170. MV. 433.  
*Phyteumatum* (DC.) LéV. M. 8.  
 proëminens (Duby.) Pass. Nuove Rugg. p. 13. fig. 13-15 (U. *Chamaesyces*.)  
*Rumicum* (DC.) Fekl. MS. 87.  
*Silenes* (Schlecht.) Fekl. MS. 85. V. U. *Behenis*.  
*scutellatus* (Pers.) Sacc. MS. 87. FV.v. 171. M. 8.  
*striatus* Schröt. FV.v. 210. MV. 62.  
*Trifolii* (DC.) Fekl. MS. 86.  
 f. *T. repentis* MV. 442 (teleut. perfec. 872).  
 f. *T. pratensis* MV. 873.  
 f. *Loti corniculati* MV. 432.  
*tuberculatus* Fekl. M. 8. MS. 87 (ex err. *scutellatus*).  
*Viciæ* (Op.) Fekl. MS. 86.  
*Valerianæ* Fekl. MS. 208.  
 f. *V. Tripteridis* MV. 435.  
*Verbasci* Niessl. FV.v. 170.  
*Veratri* (DC.) Schröt. FV.v. 171.  
*Ustilago* Lk. (Hypod.)  
*Candollei* Tul. MS. 73. MV. 1318.  
*Caricis* (Pers.) Fock. MS. 73. MV. 839. M. 549.  
*destruens* (Dub.) Schlecht. MS. 74.  
*destruens* Dub. v. *Digitariæ*. V. U. *Rabenhorstiana*.  
*Ischæmi* Fekl. FV.v. 167. MV. 375.  
*Luzulæ* Sacc. MS. 73.  
*longissima* (Sow.) Tul. FV.v. 167. MV. 374.  
*Maydis* (DC.) Tul. MS. 74. MV. 110.  
*Rudolphi* Tul. MS. 74.  
*Reiliana* Kühn. FV.v. 167. MV. 425.  
*Rabenhorstiana* J. Kühn. M. 7. FV. v. 167.  
*receptaculorum* (DC.) Fr. MS. 73. M. 453.  
*segetum* (Pers.) Ditm. MS. 74. M. 539.  
 f. *Avenæ* MV. 1152  
*violacea* (Pers.) Tul. FV.v. 167. MV. 427.  
*utriculosa* (Cda.) Tul. M. 7. MV. 838.  
*Ustulina* Tul. (Pyren.)  
*vulgaris* Tul. MS. 153. M. 371. MV. 255. M. 507.  
*Valsa* Fr. (Pyren.)  
*Ailanthi* Sacc. V. *Eutypella*.  
 (Euv.) *Abietis* Fr. FV.IV. 16. MV. 184.  
 (Euv.) *accedens* Sacc. FV.v. 179.  
 (Leuc.) *Auerswaldii* Nke. FV.v. 180. MV. 765.

*aneirina* (Somm.) Sacc. V. *Eutypa*.  
(Euv.) *affinis* Nke. M. 21.  
*arundinacea* Sacc. V. *Eutypa*.  
(Euv.) *ambiens* (Pers.) Fr. MS. 131.  
M. 504.  
f. *Aceris* MV. 754.  
f. *Alni* MV. 756.  
f. *Celtidis* MV. 936.  
f. *Corni albæ* MV. M. 755.  
f. *Coryli* MV. 758.  
f. *Juniperi* MV. 757.  
f. *Mali* MV. 178.  
f. *Oxyacanthæ* MV. 179.  
f. *Salicis, major* MV. 752.  
f. *Salicis, minor* MV. 753.  
f. *Ulmi* MV. 177.  
*aspera* Nke. V. *Eutypa*.  
*cerviculata* Fr. V. *Eutypella*.  
(Euv.) *capistraria* DNtrs. MS. 132.  
(Euv.) *Curreyi* Nke. FV. iv. 17.  
(Euv.) *Cypri* Tul. FV. iv. 17.  
(Euv.) *coacta* Sacc. M. 20.  
(Euv.) *ceratophora* Tul. MS. 133.  
M. 19. Cfr. M. 354.  
f. *Castaneæ* MV. 183.  
f. *Rosarum* DNtrs. MS. 133.  
f. *Rhois* MV. 937.  
f. *Quercus, major* MV. 181.  
f. *Quercus, minor* MV. 182.  
(Euv.) *decorticans* Fr. Nke. FV. iv.  
17.  
*eutypa* (Ach.) Nke. V. *Eutypa* A-  
charii.  
*extensa* Fr. V. *Eutypella*.  
*fenestrata* Berk. et Br. V. *Fene-*  
*stella*.  
(Euv.) *Fuckelii* Nke. MS. 132. MV.  
748.  
(Euv.) *fallax* Nke. MS. 133.  
f. *minor* MV. 746.  
f. *major* MV. 747.  
*grandis* Nke. V. *Eutypa*.  
(Euv.) *Hoffmannii* Nke. MS. 132.  
M. 504.  
*heteracantha* Sacc. V. *Eutypa*.  
*lata* (Pers.) Nke. V. *Eutypa*.  
*leucostroma* Mtgn. V. *Eutypa*.  
(Euv.) *Laurocerasi* Tul. MV. 761.  
(Leuc.) *leucostoma* (P.) Fr. MS. 134.  
f. *Cerasi* MV. 195.  
*ludibunda* Sacc. V. *Eutypa*.  
*millepunctata* (Grev.) Nke. V. *Cry-*  
*ptosphaeria*.  
(Euv.) *mediterranea* DNtrs. FV. v.  
179.  
(Euv.) *microstoma* (Pers.) Fr. FV. v.  
179. MV. 761.

(Leuc.) *nivea* (Hoffm.) Fr. MS. 134.  
FI. 426.  
*Persoonii* Nke. V. *Valsa leuco-*  
*stoma*.  
(Euv.) *pustulata* Awd. FV. iv. 17.  
(Euv.) *Pini* (A. S.) Fr. FV. v. 179.  
(Euv.) *punica* S. et S. M. 367. FI.  
403.  
*Prunastri* (Pers.) Fr. V. *Eutypella*.  
(Euv.) *Rubi* Fekl. MS. 133. MV.  
745.  
(Euv.) *Rosarum* DNtrs. MV. 744.  
*referciens* Nke. V. *Eutypa ludi-*  
*bunda*.  
*scabrosa* (Bull.) Nke. V. *Eutypa*.  
(Euv.) *sordida* Nke. MS. 132. MV.  
185.  
stat. sperm. MV. 762.  
(Euv.) *Syringæ* Nke. FV. iv. 17.  
(Euv.) *stenopora* Tul. FV. v. 179.  
MV. 750-751.  
(Euv.) *Schweinizii* Nke. M. 20.  
(Euv.) *Spegazziniana* Sacc. M. 20.  
MV. 749.  
*Sorbi* (Schmidt.) Fr. V. *Eutypella*.  
(Euv.) *salicina* (Pers.) Fr. MS. 132.  
M. 504.  
f. *S. babylonicæ* MV. 759.  
stat. sperm. MV. 760.  
f. *tetraspora* MV. 188.  
f. *viminea* MV. 189.  
*subtecta* (Fr.) Nke. V. *Eutypa*.  
(Leuc.) *translucens* DNtrs. MS. 134.  
MV. 187.  
(Euv.) *Vitis* (Schw.) Fuck. MS. 133.  
M. 19. MV. 180.  
(Euv.) *Verrucula* Nke. Sacc. FV. iv.  
16. MV. 743.  
*velutina* (Wallr.) Sacc. V. *Eutypa*.  
  
Valsaria C. et DNtrs. (Pyren.)  
*anthostomoides* Sacc. FV. iv. 18. M.  
99. FI. 152.  
*anserina* (Pers.) Sacc. FV. iv. 19.  
*cariei* Sacc. FV. iv. 19. M. 99. FI.  
151.  
*donacina* (Fr.) Ces. et Ntrs. MS. 149.  
*insitiva* (Tode) Ces. et DNtrs. MS.  
148. M. 31-509. FV. iv. 20.  
f. *Fraxini Orni* MV. 244.  
f. *Carpini Betuli* MV. 1185.  
f. *Gleditschiæ* MV. 238.  
f. *Mori* MV. 242.  
f. *Paliuri* MV. 240.  
f. *Quercus* MV. 241.  
f. *Robiniaæ* MV. 243.  
f. *Ulmi* MV. 239.

- rubicosa* (Fr.) Sacc. FV.v. 183. MV. 690. FI. 640. M. 509.  
*Saccardiana* Speg. M. 393. FI. 401.
- Variolaria* Bull. (Pyren.)  
*Melogramma* Bull. MS. 147. V. *Melogramma* vagans.
- Velutaria* Fckl. (Discom.)  
*æruginea* S. et S. M. 443.  
*rufo-olivacea* (A. S.) Fckl. M. 443.
- Venturia* DNtrs. p. p. (Pyren.)  
*alpina* Sacc. FV.iv. 3. FI. 353.  
*Alchemillæ* (Grev.) B. et Br. FV.v. 174. FI. 422. MV. 695.  
*chlorospora* (Ces.) Karst. M. 33-382. FI. 349. MV. 910.  
   var. *microcarpa* FI. 350.  
*circinans* (Fr.) Sacc. M. 499. FI. 639.  
*ditricha* (Fr.) Karst. M. 34.  
*glomerata* Cke. M. 507.  
*Kunzei* Sacc. FV.v. 174. MV. 696.  
*ilicifolia* Cke. M. 382.  
*montellica* Sacc. FV.iv. 2. FI. 351.  
*nobilis* Sacc. FV.iv. 174. FI. 352.  
*Potentillæ* (Sow.) Sacc. FI. 348. MV. 694.  
*Spegazziniana* Cke. M. 440. FI. 423. MV. 1360.
- Vermicularia* Tode (Sphærops.)  
*atramentaria* B. et Br. FV.v. 199. MV. 557. M. 532.  
*circinans* Berk. FV.v. 199. MV. 556.  
*Dematium* (Pers.) Fr. MS. 191. MV. 977. M. 532.  
*Eryngii* (Cda.) Fckl. MS. 191.  
*herbarum* West. M. 359-532.  
*Liliacearum* West. FV.v. 198. M. 532.  
   f. *Hemerocallidis* MV. 306.  
   f. *Lilii* MV. 305.  
*trichella* Fr. MS. 191. MV. 1300. FV.v. 199. M. 532.  
   var. *pomona* Sacc. FV.v. 199. MV. 976.
- Verpa* Sw. (Discom.)  
*digitaliformis* Pers. MS. 169.
- Verticillium* Nees. (Hyphom.)  
*apicale* B. et Br. MS. 186.  
*Candelabrum* Bon. FV.v. 194. MV. 576.  
*capitatum* Ehrbg. FV.v. 194.  
*epimyces* B. et Br. MS. 186.  
*lateritium* (Ehrh.) Rabh. MS. 186.
- pyramidale* Bon. FV.v. 194.
- Volutella* Tode (Hyphom.)  
*Buxi* (Deb.) Bk. MV. 697 (cum *Nectriella* Rousseliana.)  
*ciliata* (A. S.) Fr. FV.v. 198.
- Winteria* Sacc. (Pyren.)  
   † *pulchra* (Wint.) Sacc. M. 281.
- Zasmidium* Fr. (Pyren.?)  
*cellare* (Scop.) Fr. MS. 92. MV. 1242.
- Zignoella* Sacc. (Pyren.)  
   † *aterrima* Fckl. M. 346.  
   † *atriella* Cke. et Ellis. M. 346.  
   † *conica* Fckl. M. 346.  
   *Campi Sili* Sacc. M. 346.  
   † *cariosa* Cke. M. 346.  
   † *collabens* Curr. M. 346.  
   † *corticola* Fckl. M. 346.  
   † *cryptarum* Fckl. M. 347.  
   † *corticivora* Rm. M. 347.  
   † *diaphana* Cke. et Ell. M. 346.  
   *dubia* Sacc. M. 346.  
*dolichospora* Sacc. M. 401. FI. 342. MV. 1359.  
   † *emergens* Karst. 346.  
   † *excellens* Rm. M. 347.  
   † *improvisa* Karst. M. 346.  
   † *lichenoides* Rhm. M. 347.  
   † *melanostigma* Cke. et Ell. M. 346.  
*macrospora* Sacc. M. 346.  
   † *Morthieri* Fckl. M. 347.  
*nematosa* S. et S. M. 401. FI. 343.  
   † *ordinata* Fr. M. 346.  
*ovoidea* Fr. M. 346.  
*Pulviscula* Curr. M. 346.  
   † *pygmæa* Karst. M. 346.  
   † *pusilla* Cke. M. 346.  
   † *papillata* Fckl. M. 346.  
   † *rhytidodes* B. et Br. M. 346.  
   † *rhodobapha* B. et Br. M. 247.  
   † *subferruginea* Fckl. M. 346.
- Zygodesmus* Cda. (Hyphom.)  
*fuscus* Cda. MS. 182.
- Xylaria* Pers. (Pyren.)  
*Arbuscula* Sacc. MV. 1192. FI. 583. M. 249.  
*digitata* (Ehrh.) Grev. MS. 155.  
*filiformis* (A. S.) Fr. FV.v. 184. FI. 584. M. 24-497. FV.v. 184. (Thamn.)  
*Hypoxyton* (Ehrh.) Grev. MS. 154. MV. 256. FI. 582.  
*polymorpha* (Pers.) Grev. MS. 154. MV. 257.

\*acrodactyla Nke. Fl. 580.

\*spathulata Nke Fl. 581.

parallela Fr. FV.v. 184.

Xylostroma Tode (Mycol.)

Corium Pers. MS. 204.

Xylographa Fr. (Discom.)

Species fungorum Venetæ, in Repertorio enumeratæ, sunt 3439; varietates vero 598.

**NB.** Lector, quærens in Repertorio nomina fungorum generica v. specifica, admonetur eadem sibi late et patienter inquirenda esse, nam nominum dispositio a recto ordine alphabetico nonnumquam desciscat.

**Corrigenda**

- |  |   |
|--|---|
| <p>Pag. 454. n. 8. Cydarissæ lege: Cyparissæ.<br/>         &gt; 465 l. 6 confusi &gt; confudi.<br/>         &gt; 492 n. 561 &gt; 461.<br/>         &gt; 495 post n. 526. adde: 527. Cucurbitaria Laburni (Pers.) Fr., Sacc. MV.121.<br/>         &gt; 495. n. 521 lege: 531.<br/>         &gt; &gt; l. 19 n. 535 &gt; 534.<br/>         &gt; 496 l. 9 n. 557. deletur tota lineâ.<br/>         &gt; 497 l. 11 n. 582. lege: 531.<br/>         &gt; 505 ad n. 61 cita: Roumeg. F. Gall. exs. n. 473.<br/>         &gt; 527 ad n. 271 adde: <b>B</b>.<br/>         &gt; 527 l. 34 Ulmariz S. lege: Ulmariz Oudem.<br/>         &gt; 528 ad n. 278. cita: Roumeg. F. Gall. exs. n. 417.<br/>         &gt; 535 l. 14 ad n. 334. loco Robiniz à Lyon lege: Rhamni à Lyon, sed verisimiliter ex alpbis Juranis provenientium.<br/>         &gt; 553 l. 24 Emendationes, lege: Emendationes.<br/>         &gt; 553 l. 25 hac &gt; hoc.<br/>         &gt; 558 c. II. l. 5 Crouan &gt; Crouan.<br/>         &gt; 559 c. I. l. 13 Phlomidis &gt; phomoides.<br/>         &gt; 563 c. II. l. 88. MV. &gt; M.<br/>         &gt; 567 c. II. i. 9 Gay &gt; Gray.</p> | <p>Pag. 568 c. I. l. 12 Ramunculi &gt; Ranunculi<br/>         &gt; 569 c. II. l. 18 M. 546. &gt; M. 542.<br/>         &gt; 570 c. I. post. l. 39 adde speciem: syn-<br/>         genesia (Fr.) Nke M. 508.<br/>         &gt; 576 c. I. l. 26 Mtgn. lege: Magn.<br/>         &gt; 576 c. I. l. antipæen. Brugnansiz, lege:<br/>         Brugnansiz.<br/>         &gt; 576. c. II. l. 10. circinans, lege: circinans<br/>         Fekl. V. Glæosp. Populi albæ,<br/>         &gt; 576 c. II. l. 13. Tumulæ, lege: Tremulæ.<br/>         &gt; 577 c. I. post. l. 8 adde speciem: bifrons<br/>         (DC.) Awd. M. 549.<br/>         &gt; 580 c. I. l. 24 caccineus, lege: coccineus.<br/>         &gt; 580 c. II. l. 25 † rigens, dele crucem.<br/>         &gt; 581 c. II. l. 48. Wahl. MS. lege: MS.<br/>         &gt; 582 c. II. l. 3 albo-rasella lege: albo-ro-<br/>         sella.<br/>         &gt; 584 c. II. l. 29 Pamona, lege: Pomona<br/>         &gt; 585 c. I. l. 6 Cibostii, lege: Michotii.<br/>         &gt; 586. c. I. l. 4. adde: V. Lophidium.<br/>         &gt; 598 c. I. l. 17 Rabk. lege: Rabh.<br/>         &gt; 598. c. I. l. 20. Wert. lege: West.<br/>         &gt; 602 c. II. 33 suaveolens lege: suaveolens.<br/>         &gt; 602 c. II. l. pœault. Teraxaci, lege: Ta-<br/>         raxaci.<br/>         &gt; 605 c. I. l. 31 dele: MV. 555 (Stigmella)<br/>         &gt; 605 c. I. l. 32 M. 287 lege: M. 487.<br/>         &gt; 612 c. I. l. 45 *Spallidula, lege: pallidula.<br/>         &gt; 612 c. I. l. 47 Fragrariz, lege: Fragariz.</p> |
|--|---|



[The text on this page is extremely faint and illegible. It appears to be a list or a series of entries, possibly containing names and dates, but the details cannot be discerned.]

---

P. A. SACCARDO

---

GENERA PYRENOMYCETUM HYPOCREACEORUM

hucusque cognita systemate carpologico digesta (1)

---

FAM. HYPOCREACEAE DNtrs.

(Osserv. in G. B. ital. II. 43. Sacc. Gen. Pyr. 18).

*Fungi peritheciophori ascigeri, simplices v. compositi. Perithecia subcarnosa v. ceraceo-membranacea, laeticoloria (plerumque rubentia, rarius cyanea, flava, olivacea v. pallida) numquam carbonacea; ostiolo subcentrali rotundo dehiscentia. Stroma, ubi adest, carnosoceraceum, rarius byssinum. Asci 4-8-plejospori, saepius 8-spori. Sporidia plerumque hyalina, rarius fusca. Status secundarii in plerisque cogniti (Spermo-gonia, Pycnidia, Conidiophora).*

SECT. I. HYALOSPORAE Sacc. Gen. Pyr. 18.

*Sporidia ovoidea v. suboblonga, continua, hyalina.*

† Simplices.

a. Superficiales.

\* Perithecia conoidea v. subglobosa, ostiolo brevicolli.

§ Asci octospori.

1. NECTRIELLA Sacc. *Michelia* I. 51 (non Fckl.). *Perithecia Nectriae* (cfr. n. 13). Asci cylindranei. Sporidia ovoidea v. oblonga, absolute continua, hyalina. Stat. secundarii: Verticillium, Volutella, Tubercularia, Psilo-

(1) Excerpta ex mea « Enumeratione Pyrenomycetum Hypocreaceorum hucusque cognitorum, systemate carpologico dispositorum » in fasciculo III *Micheliae* proxime evulganda

nia. — *Exempla*: N. Rousseliana (*Mtgn.*) *Sacc.*, N. mitina (*Mtgn.*) *Sacc.* — *Species notae* 18.

§§ *Asci polyspori.*

2. CHILONECTRIA *Sacc. n. g. Perithecia Nectriae. Asci cylindraceo-clavati, v. oblongi, polyspori. Sporidia exigua ovoidea v. botuliformia, continua, hyalina.* — *Ex.* C. myriospora (*Cr.*), C. Rosellinii (*Carest.*), C. sulphurella (*DNtrs.*), C. Cucurbitula (*Curr.*) — *Species notae* 4.

\*\* *Perithecia ostiolo longicollis subulato.*

3. ELEUTHEROMYCES *Fckl. Symb. 183. Perithecia subglobosa, in ostiolum cylindraceo-subulatum producta subdiaphana. Asci cylindraceo-fusoidei. Sporidia ovato-cylindracea, utrinque setulâ aucta, continua, hyalina. Status conidicus: Isaria.* — *Ex.* E. subulatus (*Tode*) *Fckl.* — *Spec. nota* 1.

b. *Immersae.*

4. HYPONECTRIA *Sacc. Michelia II. 250. Perithecia simplicia, tecta, contextu nectriaceo molli laxè parenchymatico. Asci octospori. Sporidia ovoidea v. oblonga, continua, hyalina.* — *Ex.* H. Buxi (*DC.*) — *Spec.* 1.

†† *Stromaticae.*

5. MONOGRAPHOS *Fckl. Symb. App. III. 24. Stroma sub epidermide nigrificata lirelliforme, diaphanum; loculi plerumque 1-seriales, majusculi, candidi. Asci octospori. Sporidia fusioidea v. elongata, continua, hyalina.* — *Ex.* M. Aspidiorum (*Lib.*) *Fckl.* — *Spec.* 1.
6. WINTERIA *Sacc. Hypocreopsis Wint. Hedw. 1875, p. 26 (non Karst.). Stroma verruciforme, rubrum, villosulum. Perithecia immersa. Asci ventricosi 4-8-spori. Sporidia late ellipsoidea, continua, hyalina.* — *Ex.* W. pulchra (*Wint.*) — *Spec.* 1.

7. POLYSTIGMA *Pers. ap. Moug. & Nest. n. 270. Stroma subcarnosum, effusum, parenchymati foliorum innatum, ochraceum, fulvum v. rubrum. Perithecia immersa. Asci 8-spori. Sporidia ovoidea, continua. Spermogonium: Libertella. — Ex. P. rubrum (Pers.) DC., P. ochraceum (Wahl.) Sacc. — Spec. 2.*

SECT. 2. PHAEOSPORAE. *Sacc.*

*Sporidia ovoidea v. suboblonga continua, fusca.*

† Asci 4-8-spori.

8. SPHAERODERMA *Fckl. Symb. App. III. 23. Perithecia in subiculo effuso arachnoideo sublibere insidentia, globulosa, hyalina, dein fusca. Asci tetraspori. Sporidia maxima, ellipsoidea, continua, fusca. — Ex. S. theleboloides Fckl. — Spec. 1.*
9. MELANOSPORA *Cda, Ic. Fung. I. 24. Perithecia simplicia, mollia, diaphana, ostiolo subulato-rostrato, apice saepius penicillato. Asci 8-spori. Sporidia ellipsoidea, continua, fusca. — Ex. M. chionea (Fr.) Cda, M. vervecina (Dmz.) Bk. — Spec. 12.*

†† Asci polyspori.

10. SCOPINELLA *Lév. in Dict. Hist. nat. 126. Perithecia Melanosporae. Asci polyspori. Sporidia minuta, subcuboidea. — Ex. S. barbata (Pers.) Lév. — Spec. 1.*

SECT. 3. DIDYMOSPORAE *Sacc. Gen. Pyr. 18.*

*Sporidia didyma hyalina v. dilute colorata.*

† Perithecia stromate proprio destituta v. in eo non immersa.

\* Perithecia matrice immersa.

a. Perithecia bysso nullo complexa.



11. *PASSERINULA* Sacc. in *Grav. IV.* 21. *Perithecia bysso nullo complexa, pallida, ceracea, pyrenomycetibus majoribus parasitice immersa, ostiolis longicollibus exertis. Asci 8-spori. Sporidia ovoidea 1-septata, pallide fusca. — Ex. P. candida Sacc. — Spec. 1.*

**b.** *Perithecia bysso (stromatico) connexa.*

12. *HYPOMYCES* Fr. (ut subg.) *Summa* 382. *Perithecia stromate byssino effuso connexa, Hymenomycetibus v. Discomycetibus plerumque parasitice immersa, laeticoloria, ostiolis abbreviatis. Asci 8-spori. Sporidia oblonga typice 1-septata, hyalina. Stat. conidiop et chlamidosp: Sepedonium, Mycogone, Asterophora, Trichothecium, &c. — Ex. H. lateritius (Fr.) Tul. — Spec. 27.*

\*\* *Perithecia* in matrice v. in stromate subsuperficialia.

**A. Perithecii contextus ruber v. flavicans.**

§ *Asci octospori* (in *Nectria pityrode* Mtgn. 4-spori.)

13. *NECTRIA* Fr. *Summa* 387. *Perithecia erumpenti-superficialia, v. superficialia, caespitosa, v. discreta, saepe stromate pulvinato primitus conidiophoro insidentia, rosea v. laete colorata, molliuscula. Asci cylindracei v. fusoides, initio infra apicem coarctati. Sporidia ellipsoidea v. oblonga, 1-septata, hyalina, loculis typice non secedentibus. St. conid.: Tubercularia, Illosporium. — Ex. N. cinnabarina (Tode) Fr., N. sinopica Fr. — Spec. 88.*
14. *SPHAEROSTILBE* Tul. *Carp. III.* 103. *Perithecia asci et sporidia Nectriae, sed perithecia in consortio v. in basi fungilli conidiophori (Stilbi, Atractii, Microcerae) oriunda. — Ex. S. hyalina Fckl., S. flammea (Bk.) Tul. — Spec. 15.*

§§ *Asci plejospori.*

15. *METANECTRIA* Sacc. nov. gen. *Perithecia Nectriae. Asci cy-*

*lyndraceo-fusoidei, pleiospori. Sporidia oblonga 1-septata, hyalina. — Ex. M. Citrum. (Wallr.) Sacc. — Spec. 1.*

**B. Perithecii contextus cyaneus v. violaceus.**

16. LISEA Sacc. *Michelia* I. 42-43. *Perithecia superficialia, gregaria, dispersa v. coacervata, globulosa, collabescendo rugulosa; contextu molliusculo parenchymatico, amoene cyaneo v. violaceo. Asci octospori. Sporidia didyma, subhyalina. St. conid.: Fusarium. — Ex. L. nemorosa Sacc. — Spec. 3.*

† † **Perithecia stromate proprio (dothideaceo) immersa.**

**a. Sporidiorum articuli secedentes.**

17. HYPOCREA Fr. *Summa* 383 p. p. *Stroma carnosum variicolor, pulvinatum v. effusum, superficiale (rarissime fere pelliculosum). Asci cylindracei. Sporidia octona, bilocularia, hyalina v. olivacea, loculis mox secedentibus, uti sporidia 16 simulent. St. conid. in multis notus. — Ex. H. rufa (Pers.) Fr., H. citrina (Pers.) Fr. — Spec. 64.*

**b. Sporidiorum articuli non secedentes.**

18. HYPOCREOPSIS Karst. *Fenn. II.* 221-251, non Wint. *Stroma suberoso-carnosum, effusum, lobatum. Perithecia immersa. Asci octospori. Sporidia ellipsoidea, 1-septata, loculis non secedentibus. — Ex. H. riccioidea (Bolt.) Karst. — Spec. 1.*

SECT. 4. PHRAGMOSPORAE Sacc. *Gen. Pyr.* p. 19.

*Sporidia oblonga v. fusoidea, 2-pluriseptata, hyalina.*

† **Superficiales.**

**A. Perithecii contextus ruber v. flavicans.**

19. CALONECTRIA *DNtrs. in Comm. Critt. ital. II. 477. Perithecia et asci Nectriae. Sporidia octona, fusoidea, 2-pluriseptata, hyalina. Status secundarii in nonnullis cogniti. — Ex. C. Daldiniana DNtrs., C. macrospora Sacc. & Sp. — Spec. 47.*
20. PARANECTRIA *Sacc. n. gen. Perithecia et asci Nectriae. Sporidia cylindraceo-sigmoidea, utrinque setigera, 3-septata, hyalina. — Ex. P. affinis (Grev.) Sacc. — Spec. 1.*

**B. Perithecii contextus cyaneus v. violaceus.**

21. GIBBERELLA *Sacc. Michelia I. 43. Perithecia et asci Liseae. Sporidia ex ovoideo fusoidea 3-pluriseptata, subhyalina. St. conid.: Fusarium. — Ex. G. pulicaris (Fr.) — Spec. 3.*

† † **Ligno immersae (endoxylae).**

22. CESATIELLA *Sacc. Michelia II. 250. Perithecia ligno immersa, molliuscula, succinea, stromate obsoleto limitata, globosa, papillulata. Asci octospori. Sporidia fusoidea (falcata) pluriseptata, hyalina. — Ex. C. australis Sacc. & Sp. — Spec. 1.*

SECT. 5. SCOLICOSPORAE *Sacc. Gen. Pyr. p. 20.*

*Sporidia filiformia v. bacillaria, pluriseptata, raro continua, hyalina.*

† **Stromaticae.**

23. CLAVICEPS *Tul. in Ann. Sc. Nat. 1853 p. 43. Stroma stipitatum, erectum e sclerotio oriundum, capitatum. Perithecia stromate immersa, non prominula. Asci octospori. Sporidia filiformia, continua, hyalina. Spermog. et conidia nota (Sphaecelia, Fusarium, etc.). — Ex. Cl. purpurea (Fr.) Tul. — Spec. 4.*
24. CORDYCEPS *Fr. Summa 381. p. p. Torrubia Lév., Tul., Sacc. Consp. g. Pyr. Ital. 20. Stroma stipitatum, erectum*

*saepius entomogenum* v. *mycogenum*, *clavatum*. *Perithecia semiimmersa*, hinc *prominula*, vel (in subgen. *Racemella* Ces.) *sublibera*. *Asci octospori*. *Sporidia filiformia in articulos mox secedentia*, *hyalina*. *St. conid.* *Isaria*. — *Ex.* *C. militaris* (L.) Lk., *C. Hügeli* Cda. — *Spec.* 32.

25. EPICHLÖE Fr. (ut subg.) *Summa* 381. *Stroma sessile effusum primitus conidiophorum*. *Perithecia immersa*, *ostiolis vix prominulis*. *Asci octospori*. *Sporidia filiformia, pluriseptata, luteolo-hyalina*. — *Ex.* *E. typhina* (Pers.) Tul., *E. strangulans* (Mtgen.) Sacc. — *Spec.* 4.
26. HYPOCRELLA Sacc. n. gen. *Stroma et perithecia Hypocreae*. *Asci octospori*. *Sporidia filiformia*. — *Ex.* *H. discoidea* (B. & Br.). — *Spec.* 4.

### †† Simplices.

27. OPHIONECTRIA Sacc. n. gen. *Perithecia Nectriae*. *Asci octospori*. *Sporidia filiformia multiseptata* v. *multiguttulata*. *O. trichospora* (B. & Br.) Sacc., *O. paludosa* (Cr.) Sacc. — *Spec.* 3.
28. BARYA Fckl. *Symb.* 93. *Perithecia carnosia subdiaphana, demum cornea, conica, acuta, hyphulis conidiophoris insidentia*. *Asci octospori*. *Sporidia bacillaria, continua, hyalina, ascum aequantia*. — *Ex.* *B. parasitica* Fckl. *Symb.* 93 (inter *Acrospermaceas*). — *Spec.* 1.
29. OOMYCES B. & Br. *Ann. Nat. Hist.* n. 590 (1851). *Perithecia (pauca) sacco communi (carneo) inclusa, verticalia carnosula, armeniaca*. *Asci lineares; sporidia octona filiformia, continua, hyalina*. — *Ex.* *O. carneoalbus* (Lib.) B. & Br. — *Spec.* 1. (an. 2?)

OBS. *Genus hoc, a me ipso nondum visum et a Berk., Cooke aliisque ad Hypocreaceas relatam, a Fuckel ducitur ad Acrospermaceas, dum De Notaris inter Discomycetes prope gen. Schmitzomiam (Stictidem) aptius collocandum censet.*



## SECT. 6. DICTYOSPORAE Sacc. Gen. Pyr. p. 20.

*Sporidia ovoidea* v. *suboblonga*, *septato-muriformia*,  
*hyalina*.

## † Superficiales, simplices v. caespitosae.

30. PLEONECTRIA Sacc. Fungi Ven. Ser. V. 178. *Perithecia Nectriae*. Asci octospori. *Sporidia* (matura) pluriseptato-muriformia, hyalina (saepius in eodem asco corpusculis spermatioideis intermixta). — Ex. P. Lamyi (Dmz.) Sacc., P. Berlinensis Sacc. — Spec. 3 (an. 4?)

## †† Immersae stromaticae.

31. THYRONECTRIA Sacc. Grevillea IV. 21. *Stroma valseum corticale tectum vix crumpens*. *Perithecia monosticha carnosula, rosea, extus flavofurfuracea, ostiolis brevissimis*. Asci octospori, paraphysati. *Sporidia oblonga initio cribrose guttulata, dein tenuiter septato-muriformia, hyalina*. — *Spermatia nota*. — Ex. T. patavina Sacc., T. pyrrochlora (Ard.) Sacc. — Spec. 2.

---

Species Hypocreacearum in toto orbe hucusque notae circ. 350.

---





# CONSPECTUS

## GENERUM PYRENOMYCETUM ITALICORUM

systemate carpologico dispositurum

auctore P. A. SACCARDO

---

... doversi nella distinzione dei generi e delle specie degli Sferiacei attribuire il primo valore ai caratteri che si possono trarre dalla forma e struttura dei loro sporidii.

DE NOTARIS (1844).

### Fam. 1. PERISPORIACEAE Fr.

Simplices. Perithecia membranacea, coriacea v. subcarbonacea, tota clausa, hinc astoma et irregulariter fissilia.

#### Sect. 1. HYALOSPORAE Sacc.

Sporidia globosa, ovoidea v. oblonga, continua, hyalina.

† Perithecia superficialia tenui-membranacea, globoso-lenticularia. Asci globosi v. ovoidei, 2-8-spori.

\* Perithecia radiatim appendiculata. Status conidicus *Oidium* sistens.

#### a. Perithecia monoasca.

1. *PODOSPHAERA* *Kze., Lév.* Appendices perithecii paucae, apice pluries refracto-dichotomae.

Exempla: *P. Kunzei* Lév., *P. clandestina* (Fr.) Lév.

2. *SPHAEROTHECA* *Lév.* Appendices perithecii numerosae, simplices, byphoideae.

Ex. *S. pannosa* (Schlechtld.) Lév., *S. Castagnei* Lév.



b. *Perithecia polyasca.*

3. PHYLACTINIA *Lév.* Appendices perithecii simplices, rectae, rigidulae, basi inflatae, sursum acutae. Asci 2-spori.  
Ex. *Ph. guttata* (Fr.) *Lév.*
4. UNCINULA *Lév.* Appendices simplices v. bifidae, uncinatae. Asci 2-8-spori.  
Ex. *U. adunca* (Lk.) *Lév.*, *U. bicornis* (Lk.) *Lév.*
5. MICROSPHAERA *Lév.*, (*Calocadia Lév.*, olim.) Appendices paucae apice pluries refracto-dichotomae. Asci 4-8-spori.  
Ex. *M. penicillata* (Lk.) *Lév.*, *M. Astragali* (DC.) *Trev.*
6. ERYSIPIHE *Hedw.* p. p. *Lév.* Appendices numerosae, simplices, hyphoideae. Asci 2-8 spori.  
Ex. *E. Martii* *Lév.*, *E. communis* *Schlechtld.*
- \*\* *Perithecia exappendiculata.* Status conidicus *Aspergillum* sistens.
7. EUROTIUM *Lk.* *Perithecia* colorata, exappendiculata, hyphis mucedineis, conidiophoris (*Aspergilli*) insidentia. Asci plures, 8spori.  
Ex. *E. herbariorum* *Lk.*
- †† *Perithecia erumpentia* carnosocoriacea, sphaeroidea, vertice collabescenti-concava. Asci cylindricei, 8spori.
8. LASIOBOTRYS *Kze. et S.* — Conidia ignota; spermatia nota.  
Ex. *L. Lonicerae* *Kze et S.*
- ††† *Perithecia superficialia*, dura, subcarbonacea, sphaeroidea v. conica. Asci globosi v. ovoidei, octo-polyspori.
9. APIOSPORIUM *Wallr.*, *Fckl.* Status conidicus torulaceus.  
Ex. *A. Rhododendri* *Fckl.*, *A. stygium* *Wallr.*

Sect. 2. PHAEOSPORAE *Sacc.*

Sporidia ovoidea, continua, fuliginea.

10. CHAETOMIUM *Kze.* *Perithecia* setoso-comata, superficialia. Asci 8spori. Sporidia subglobosa v. ovoidea, fusca. Conidia cognita.  
Ex. *Ch. comatum* (Tod.) *Sacc.*, *Ch. Fieberi* *Cda.*

Sect. 3. DIDYMOSPORAE Sacc.

Sporidia oblonga, 1-septata, hyalina.

- 11. DIMEROSPORIUM *Fckl.* Asci ovoidei, 8spori. Sporidia 1-septata, hyalina. Status conidicus peritheciis ascophoris adsociatus.  
Ex. *Dimerosporium abjectum* (Wallr.) Fckl., *D. pulchrum* Sacc.

Sect. 4. PHRAGMOSPORAE Sacc.

Sporidia oblongo-cylindracea, quadrilocularia, fuliginea, articuli cito secedentes et tunc asci simulate polyspori, qui vere 8spori sunt.

- 12. PERISPORIUM *Fr.* (Preussia *Fckl.*) — Conidia in *P. laeve* Awd. nota ex Fckl.  
Ex. *P. vulgare* Cda., *P. Typharum* Sacc.

Fam. 2. SPHAERIACEAE Fr. p. p., Ces. et DNtrs.

Semplices v. compositae. Perithecia membranacea, coriacea, v. carbonacea a stromatis substantia (ubi stroma adest) heterogenea, nigricantia, ostiolo rotundo v. compresso dehiscentia.

Sect. 1. ALLANTOSPORAE Sacc.

Sporidia continua, cylindrica, curvata (botuliformia) utrinque obtusiuscula, hyalina v. luteola v. subolivacea.

† Simplices v. caespitosae.

- 13. ENCHNOA *Fr.* Perithecia tecta, strigoso-pilosa. Asci 8spori.  
Ex. *E. infernalis* (Kze) Nke., *E. lanata* Fr.
- 14. COELOSPHAERIA *Sacc.* (*Nitschkia Oth.*) Perithecia erumpenti-superficialia, acervata, glabra, senio collabescendo cupuliformia. Asci 8spori.  
Ex. *Coelosphaeria Fuckelii* (Nke) Sacc., *C. tristis* (Pers.) Sacc.

15. **FRACCHIAEA** *Sacc.* Perithecia erumpenti-superficialia, caespitosa v. subsparsa, glabra, numquam cupuliformia. Asci polyspori — Spermata nota.

Ex. *F. heterogenea* *Sacc.*, *F. callista* (B. B.) *Sacc.*

†† Compositae, stromaticae.

16. **CALOSPHERIA** *Tul.* Perithecia sub peridermio relaxato sublibera in soros valseos congregata, rarius discreta, ostiolo elongato, raro brevi. Asci 8spori, spurie et longe paraphysati. — Spermata nota.

Ex. *C. Princeps* *Tul.*, *C. Wahlenbergii* (Desm.) *Nke.*

17. **CORONOPHORA** *Fckl.* Perithecia ut praecedentis sed erostrata. Asci polyspori, spurie paraphysati.

Ex. *C. gregaria* (Lib.) *Fckl.*

18. **QUATERNARIA** *Tul.* Perithecia quaternata v. pauca in circulum disposita, nigrolimitata, peridermio tecta. Asci 8spori, stipitati, aparaphysati. Spermogonia *Libertellae* species sistentia.

Ex. *Q. Persoonii* *Tul.*, *Q. dissepta* (Fr.) *Tul.*

19. **VALSA** *Fr. em.* Perithecia cortice immersa, in circulum simplicem (circinantia) v. compositum (monosticha) disposita, stratoque unico neque polysticha, ostiolis centro convergentibus, erumpentibus et discum efformantibus. Asci 4-8spori, aparaphysati. — Spermogonia *Cytisporas* sistentia.

Subg. 1. *Euvalsa* *Nke.* Stroma corticale, ligno numquam adnatum, neque nigrolimitatum. Ostiola integra. Asci 4-8-spори, sessiles. Sporidia hyalina.

Subg. 2. *Leucostoma* *Nke.* Stroma corticale, ligno numquam adnatum, nigrolimitatum. Ostiola integra. Asci subsessiles 8spori. Sporidia hyalina.

Ex. *V. (Euvalsa) ambiens* *Fr.*, *V. (Leucostoma) translucens* *DNtrs.*

20. **EUTYPELLA** *Nke.* (ut subgenus). Stroma valseum in cortice duriore v. in ligno immersum, nigrolimitatum. Perithecia monosticha v. polysticha, numquam circinantia. Ostiola sulcata. Asci longe stipitati, 8spori. Sporidia luteola v. subolivacea. — Spermogonia *Cytisporas* sistentia.

Ex. *E. cerviculata* (Fr.) *Sacc.*, *E. Prunastri* (Pers.) *Sacc.*

21. **EUTYPA** *Tul.* Stroma late effusum ex matrice (ligno v. cortice

durioere) plus v. minus mutata, saepius atroinquinata, efformatum, initio hyphis conidiophoris vestitum. Perithecia stromati immersa, v. semiimmersa, plerumque dense et late gregaria. Asci 8spori, stipitati, aparaphysati. Sporidia subhyalina.

Ex. *E. Acharii* Ful., *E. flavovirens* (Hoffm.) Tul.

22. **CRYPTOSPHERIA** Grev. *p. p.*, *Ces. et DNtrs.* Stroma corticale sed vix manifestum. Perithecia aequaliter et densiuscule gregaria cortici immutato immersa, numquam ligno adnata. Asci stipitati, 8spori, aparaphysati. — Spermata nota.

Ex. *C. millepunctata* Grev.

23. **CRYPTOVALSA** *Ces. et DNtrs.* Stroma Eutypae v. Cryptosphaeriae prorsus simile. Asci stipitati polyspori, aparaphysati. Sporidia luteola. — Spermogonia nota.

Ex. *C. protracta* DNtrs., *C. arundinacea* Sacc.

24. **DIATRYPE** *Fr. p. p.* Stroma a matricis substantia heterogeneum, subsuperficiale, effusum v. disciforme. Perithecia stromati immersa, ostiolis non v. vix convergentibus. Asci 8spori stipitati, aparaphysati. Sporidia subluteola, minuta — In nonnullis spermogonia et conidia nota.

Ex. *D. Stigma* (Hoffm.) *Fr.*, *D. disciformis* (Hoffm.) *Fr.*

25. **DIATRYPELLA** *Ces. et DNtrs.* Stroma a matricis substantia heterogeneum, subsuperficiale, verruciforme v. pulvinatum. Perithecia stromati immersa, ostiolis non v. vix convergentibus. Asci polyspori, stipitati aparaphysati. — Conidia nota.

Ex. *D. verruciformis* (Ehrh.) *Ces. et DNtrs.*, *D. Tocciaeana* DNtrs.

## Sect. 2. HYALOSPORAE Sacc.

Sporidia ovoidea v. fusoides v. oblonga hyalina v. virescenti-hyalina, typice 2-4-guttulata continua v. tandem tenuiter 1-3-septata. Paraphyses nullae.

† Simplicis v. caespitosae.

\* Perithecia glabra.

26. **PHOMATOSPORA** Sacc. Perithecia tecta crostrata. Asci filiformes



8spori. Sporidia oblonga, recta, continua utrinque 1-guttulata, hyalina. — Spermata cognita.

Ex. *Ph. Berkeleyi* Sacc., *Ph. ovalis* (Pass.) Sacc.

27. GNOMONIA *Ces. et DNtrs.* Perithecia rostrata, rostello centrali. Asci fusoides 4-8spori. Sporidia ovoidea v. oblonga, 1-3-guttulata, continua v. tenuiter 1-3-septata, — Pycnidia et spermogonia nota.

Subg. *Mamiania* *Ces. et DNtrs.* Perithecia plerumque pseudostromate phyllogeno nigro hinc inde in caespitulos connexa. Sporidia ovoidea.

Subg. *Eugnomonia*. Perithecia discreta. Sporidia fusoides v. subcylindracea.

Ex. *G.* (Mam.) *fimbriana* (Pers.) Fekl., *G.* (Mam.) *Coryli* (Batsch) Awd., *G.* (Eugn.) *vulgaris* *Ces. et DNtrs.*

28. PLAGIOSTOMA *Fekl.* Perithecia rostrata, rostello laterali. Caetera *Gnomoniae*.

Ex. *P. devexa* (Desm.) Fekl.

29. HYOSPILA *Fr.* Perithecia erostrata immersa pseudostromati nigro phyllogeno, denique super quodque ostiolum operculatim disrupto. Sporidia allipsoidea, curvata. — Spermogonia nota.

Ex. *H. quercina* *Fr.*

30. LAESTADIA *Awd.* Perithecia erostrata, vix pertusa. Asci clavulati, 8spori. Sporidia continua, oblonga. Est *Sphaerella* sporidiis continuis.

Ex. *L. punctoidea* (Cooke) Awd.

*Obs.* Huc probabiliter ducendae *Stigmatae* species sporidiis continuis donatae.

\*\* Perithecia pilosa v. byssiseda.

31. TRICHOSPHERIA *Fekl.* Perithecia minuta, superficialia, vix papillata. Sporidia ovoidea v. oblonga, guttulata, hyalina. — Spermogonia cognita.

Ex. *F. exosporioides* (Desm.) Fekl., *T. pilosa* (Pers.) Fekl.

†† Stromaticae.

32. DIAPORTHE *Nke.* Perithecia tecta, plerumque longicollia. Asci

fusoidei, 8spori, aparaphysati. Sporidia typice fusoidea, rarius ovoidea, 4-guttulata dein 1-septata, rarius tandem tenuiter 3-septata, mutica v. appendiculata. — Spermogonia ut plurimum *Phomatis* species sistentia.

Subg. 1 *Chorostate* Nke. Stroma diatrypeum, subpulvinatum, corticale.

Subg. 2. *Sclerostroma* Nke. Stroma valseum corticale.

Subg. 3. *Tetrastagon* Nke. Stroma cryptosphaeriaceum, corticale, h. e. perithecia in cortice immutato nidulantia gregarie sparsa, rarius inordinate aggregata, linea nigra stromatica per corticem lignumque excurrente circumscripta.

Subg. 4. *Euporthe* Nke. Stroma eutypeum, ligneum, h. e. perithecia ligno, superficie demum atroinquinato, immersa, gregarie sparsa rarius inordinate aggregata, infra nigrolimitata.

Ex. *D.* (Chor.) *pyrrhocystis* (B. et Br.) Nke. — *D.* (Scl.) *fibrosa* (Fr.) Nke, — *D.* (Scl.) *oncostoma* (Duby) Fckl., — *D.* (Tetr.) *alnea* Fckl., — *D.* (Tetr.) *resecans* Nke., — *D.* (Eu.) *pulla* Nke.

## Sect. 2. PHAEOSPORAE Sacc.

Sporidia ovoidea, v. subnavicularia, continua, nigricantia.

† Simplicies v. caespitosae.

\* Superficiales.

### 1. Perithecia longe rostrata.

33. MELANOSPORA *Cd.* Perithecia membranacea, subdiaphana.

Ex. *M. vervecina* (Desm.) Fckl., *M. chionea* (Fr.) Cda.

34. CERATOSTOMA *Fr. em.* Perithecia carbonacea.

Ex. *C. Vitis* Fckl., *C. Notarisii* Sacc.

### 2. Perithecia erostrata.

34. HELMINTHOSPHAERIA *Fckl.* Perithecia membranacea, hyphis conidiophoris strigoso-hirta. Sporidia nec appendiculata nec strato gelatinoso obducta.

Ex. *H. Clavariae* (Desm.) Fckl.

36. *SORDARIA* *Ces. et DNtrs.*, *Wint.* Perithecia membranacea, et saepe diaphana, glabra v. varie vestita, plerumque fimicola. Sporidia strato gelatinoso obducta, v. appendiculata. Spermogonia et pyrenidia in nonnullis cognita.

Ex. *S. coprophila* (Fr.) *Ces. DNtrs.*

37. *ROSELLINIA* *DNtrs.* Perithecia carbonacea, glabra v. setulosa, v. byssiseda, lignicola. Sporidia mutica, rarius appendiculata. Conidia et pyrenidia in nonnullis cognita.

Ex. *R. Aquila* (Fr.) *DNtrs.*, *R. pulveracea* (Ehrh.) *Nke.*

\*\* Tectae.

38. *ANTHOSTOMELLA* *Sacc.* Perithecia epidermide adhaerente et circa ostiolum vix erumpens nigrificata, tecta.

Ex. *A. limitata* *Sacc.*, *A. tomicoides* *Sacc.*, *A. perfidiosa* (*DNtrs.*) *Sacc.* — *Obs.* Genus *Clypeosphaeriae* analogum, sed sporidia continua, in nonnullis breviter appendiculata.

†† Stromaticae, compositae.

- \* Stroma cortici v. ligno immersum, eutypeum v. valseum, interdum senio liberatum. Perithecia membranacea, longicollia.

39. *ANTHOSTOMA* *Nke.* — Spermogonia *Cytisporas* sistentia.

Ex. *A. decipiens* (*DC.*) *Nke.*, *A. Schmidtii* (*Awd.*) *Nke.*, *A. Xylostei* (*Pers.*) *Sacc.*, *A. gastrinum* (*Fr.*) *Sacc.*

- \*\* Stroma superficiale. Perithecia carbonacea, ostioliis plerumque brevissimis.

40. *XYLARIA* *Hill.* Stroma fruticulosum v. varie ramosum, initio conidiophorum.

Ex. *X. Hypoxylon* (*Linn.*) *Grev.*, *X. polymorpha* (*Pers.*) *Grev.*

41. *PORONIA* *Lk.* Stroma cupuliforme, stipitatum, initio superficialiter conidiophorum.

Ex. *P. punctata* (*L.*) *Fr.*, *P. Oedipus* *Mtgn.*

42. *USTULINA* *Tul.* Stroma repando-pulvinatum senio intus subvacuum, initio conidiophorum,

Ex, *U. vulgaris* *Tul.* (*Sphaeria deusta* *Hoffm.*)

43. *HYPOXYLON* Bull. Stroma subglobosum v. effusum intus compactum, initio conidiophorum. Perithecia plus v. minus protuberantia.

Ex. *H. coccineum* Bull., *H. serpens* (Pers.) Fr.

44. *DALDINIA* Ces. et DNtrs. Stroma subglobosum, intus concentricè spongioso-stratosum, initio conidiophorum. Perithecia stromati omnino immersa nec protuberantia.

Ex. *D. concentrica* (Bolt.) Ces. et DNtrs.

45. *NUMMULARIA* Tul. Stroma disciforme v. cupuliforme, sessile, sub strato supremo initio conidiophorum.

Ex. *N. repanda* (Fr.) Nke., *N. repandoides* Fckl.

#### Sect. 4. DIDYMOSPORAE Sacc.

Sporidia ovoidea v. oblonga, bilocularia, fusca v. hyalina.

#### † Simplices

\* Sporidia hyalina v. subhyalina:

#### 1. Perithecia glabra.

##### a. Perithecia dimidiata, scutiformia.

46. *MICROTHYRIUM* Desm. Perithecia minutissima, membranacea.

Ex. *M. microscopicum* Desm., *M. Quercus* Fckl.

##### b. Perithecia normalia, integra.

47. *SPHAERELLA* Ces. et DNtrs. p. p. Perithecia tenui-membranacea, sublenticularia, velata v. erumpentia. Sporidia minuta versus medium 1-septata, hyalina, raro luteola.

Ex. *S. sparsa* (Wallr.) Awd., *S. punctiformis* (Pers.) Fckl. *S. Rumicis* (Desm.) Fckl., *S. Selene* Sacc.

Obs. Huc refero *Stigmataeae* species sporidiis didymis.

48. *APIOSPORA* Sacc. Perithecia tecta, membranacea, globulosa, pseudostromate fusco connexa. Sporidia clavato-subpyriformia, deorsum attenuata et saepe curvula, valde inaequaliter 2-nucleata v. ima basi spurie 1-septata ut fere appendiculata appareant. Species hucusque culmicolae.



- Ex. *A. Montagnei* Sacc. (Sph. apiospora *Mtgn. et Dur.*), —  
*A. Striola* (Pass.) Sacc. (*Homostegia Striola Pass.*), — *A. parallela*  
 (Karst.) Sacc. (*Sphaerella parallela Karst.*).
49. **LIZONIA** *Ces. et DNtrs.* Perithecia erumpentia, coriaceo-mem-  
 branacea, subovoidea, prominula. Sporidia majuscula e hya-  
 lino fuscidula.  
 Ex. *L. emperigonia* (Awd.) DNtrs.
50. **EPICYMATIA** *Fckl.* Perithecia carbonacea, hemisphaerica, super-  
 ficialia. Sporidia minuta hyalina.  
 Ex. *E. vulgaris* Fckl. (Sph. epicymatia Wallr.).

## 2. Perithecia vestita.

51. **VENTURIA** *DNtrs.* Perithecia, erumpentia membranacea v. sub-  
 carbonacea, hispida v. setulosa. Sporidia minuta, hyalina v.  
 luteola.  
 Ex. *V. Eres* (B. et Br.) DNtrs., *V. chlorospora* (Ces.) Wint.  
*Obs.* Huc refero *Stigmataeae* species peritheciis setulosis et spo-  
 ridiis didymis (*Coleroa* Fr.).
52. **ERIOSPHAERIA** *Sacc.* Perithecia superficialia, carbonacea, hispida  
 v. setulosa. Sporidia mediocria ellipsoidea v. subfusoidea  
 1-septata hyalina. Conidia in nonnullis nota.  
 Ex. *E. Vermicularia* (Nees) Sacc., *E. exigua* Sacc., *E. rari-  
 pila* Sacc.

## \*\* Sporidia typice colorata.

53. **DIDYMOSPHAERIA** *Fckl.* Perithecia membranacea tecta v. demum  
 erumpentia. Sporidia strato hyalino carentia. Pycnidia cognita.  
 Ex. *D. Epidermidis* (Fr.) Fckl.
54. **AMPHISPHAERIA** *Ces. et DNtrs.* Perithecia carbonacea v. subco-  
 riacea, cortici crassiori v. ligno basi insculpta v. superficia-  
 lia. Sporidia strato hyalino carentia.  
 Ex. *A. umbrina* (Fr.) DNtrs., *A. papillata* (Schum.) DNtrs.
55. **DELITSCHIA** *Awd.* Perithecia membranacea v. subcoriacea, fimo  
 immersa, ostiolo emergente. Sporidia strato gelatinoso hyalino  
 obducta.  
 Ex. *D. didyma* Awd.

## †† Caespitosae.

56. GIBBERA *Fr. p. p.* Perithecia subglobosa, carbonacea, setulosa  
Sporidia hyalino-flava.  
Ex. *G. Vaccinii* (Sow.) Fr.
57. OTTHIA *Nke.* Perithecia subglobosa, carbonacea, glabra. Sporidia  
fuliginea. — Pycnidia *Diplodiae* species sistencia.  
Ex. *O. Quercus* Fekl., *O. Crataegi* Fekl.

††† Compositae, stromaticae.

\* Sporidia hyalina.

58. ENDOTHIA *Fr.* Stroma diatrypeum. Perithecia immersa, nigri-  
cantia. Asci fusoides paraphysati, 8spori. Sporidia ovato-fu-  
soidea, 2-locularia. — Spermogonia nota.  
Ex. *E. gyrosa* (Schw.) Fekl.
59. MELANCONIS *Tul. p. p.* Stroma ascophorum valseum, immersum  
v. erumpens. Stroma conidiophorum conicum ascophoro  
saepe consociatum, *Melanconii* species sistens. Sporidia mu-  
tica v. appendiculata, bilocularia hyalina.  
Ex. *M. Carthusiana* Tul., *M. chrysostroma* (Fr.) Tul.
60. HERCOSPORA *Fr.* Stroma ascophorum valseum, immersum v.  
erumpens. Stroma pycnidicum globosum, multiloculare asco-  
phoro consociatum, *Rabenhorstiam* sistens. Sporidia exap-  
pendiculata, bilocularia hyalina. — Conidia quoque cognita.  
Ex. *H. Tiliae* Fr.

\*\* Sporidia colorata.

61. VALSARIA *Ces. et DNtrs., p. p.* (*Myrmaecium Tul., Phaeosperma*  
*Karst. et Wint.*) Stroma erumpens, v. immersum, valseum,  
diatrypeum, v. eutypeum, atrum. Asci cylindranei, paraphy-  
sati, 8spori. — Spermogonia et pycnidia nota.  
Ex. *V. insitiva* Ces. et DNtrs., *V. donacina* (Fr.) Ces. et DNtrs.  
*V. Periplocae* DNtrs., *V. anserina* (Pers.) Sacc., *V. anthostomoides*,  
Sacc., *V. Niesslii* (Wint.) Sacc.  
*Obs.* Genus hoc, meo sensu, est *Anthostoma* sporidiis bilocu-  
laribus, aequae fuliginis.

## Sect. 5. PHRAGMOSPORAE Sacc.

Sporidia oblongata v. fusoides typice 2-pluriseptata fuliginea, in nonnullis (quae immatura habenda) eseptata v. 1-septata, hyalina et rarissime septulo uno alterove longitudinali.

† Simplices.

## 1. Perithecia ostiolo papillato.

\* Tectae v. demum erumpentes.

## a. Sporidia strato gelatinoso obvoluta.

62. *MASSARIA DNtrs.* Perithecia coriacea majuscula. Sporidia oblongo-fusoides, grandia, 3-pluriseptata, rarius septo uno alterove longitudinali, plerumque colorata.

Ex. *M. inquinans* (Tode) DNtrs., *M. epileuca* (B. et C.) Wint.

## b. Sporidia strato gelatinoso destituta.

63. *REBENTISCHIA Karst.* Perithecia coriaceo-membranacea, erumpentia, collabentia. Asci clavati, 8spori, paraphysati. Sporidia clavato-pyriformia, 4-septata, fuliginea, loculo imo caudiformi, hyalino.

Ex. *R. Massalongi* (Mtgn.) Sacc., *R. unicaudata* (Ber. Br.) Sacc.

64. *LEPTOSPHAERIA Ces. et DNtrs.* Perithecia membranacea, v. subcoriacea, tecta, dein erumpentia, ut plurimum caulicolae, epidermidi tegenti non adnata. Asci cylindranei v. fusoides, paraphysati, 8spori. Sporidia oblonga, fusoides v. cylindranea pluriseptata et colorata, v. (immatura?) hyalina. — Conidia, spermogonia et pycnidia nota.

Ex. *L. Doliolum* (Pers.) Ces. et DNtrs., *L. donacina* Sacc.

Obs. Specimina sporidiis hyalinis a sect. *Hyalosporarum* praesentia paraphysum distinguuntur.

65. *CLYPEOSPHAERIA Fckl.* Perithecia subcarbonacea, globoso-lenticularia, epidermidi v. peridermio circumcirca nigrificato et tegenti arcte adnata. Asci cylindranei 8spori, paraphysati. Sporidia oblonga v. elongata, 2-pluriseptata, fuliginea.

Ex. *C. Notarisii* Fckl. (*S. clypeiformis DNtrs.*)

66. *BYSSOTHECIUM Fckl.* Perithecia subcoriacea, hemisphaeroidea, erumpentia. Asci clavati, paraphysati, 8spori. Sporidia oblonga 4-locularia, fuliginea, loculis extimis pallidioribus. — Status secundarii *Lanosam* et *Rhizoctoniam* sistentes.

Ex. *B. circinans* Fckl.

\*\* Superficiales

a. Pilosae, v. byssisedae.

67. *CHAETOSPHAERIA Tul.* Perithecia gregaria, glabra sed byssiseda, submembranacea, saepius collabescens. Asci subclavati 8spori. Sporidia elongata, curvata, 4-locularia, fuliginea, loculis extimis pallidioribus, minoribus. — Status conidiophorus *Cladotrichum* sistens.

Ex. *C. fusca* Fckl., *C. phaeostroma* (Mtg.) Fckl.

68. *ENCHNOSPHAERIA Fckl.* Perithecia sparsa, hirsuta, carbonacea, ostiolo acute conoidea. Asci oblongati, 8spori. Sporidia fuscoidea utrinque acuta, versus medium parum protuberantia, 2-5-septata, hyalina.

Ex. *E. pinetorum* Fckl., *E. passicrinis* Sacc.

69. *HERPOTRICHIA Fckl.* Perithecia gregaria, hirsuta v. byssiseda, carbonacea, vertice appanato discolori (roseo) ostiolo minute papillato. Asci oblongi, 8spori. Sporidia fuscoidea 1-3-septata, minute appendiculata, hyalina v. subfuliginea.

Ex. *H. Schiedermayeriana* Fckl., *H. heterostoma* (Karst.) Sacc.

b. Glabrae.

70. *MELANOMA Nke.* Perithecia carbonacea gregaria, minuta, sublaevia, papillata. Sporidia oblongata, typice 2-4-septata fuliginea, rarius hyalina, guttulata.

Ex. *M. Pulvis pyrius* (Pers.) Fckl., *M. ovoidea* (Fr.) Fckl.

71. *BERTIA DNtrs.* Perithecia carbonacea gregaria et confluentia, maiuscula, conspicue rugosa. Sporidia elongato-fuscoidea 1-3-septata, hyalina.

Ex. *B. moriformis* (Tode) DNtrs., *B. macrospora* Sacc.

72. *TREMATOSPHAERIA Fckl.* Perithecia carbonacea, subgregaria, minuta, papilla amissa, late perforata. Sporidia fuscoidea, typice 3-septata, colorata.

Ex. *T. pertusa* (Pers.) Fckl., *T. pertusella* Sacc.



73. *MELOMASTIA* Nke. Perithecia carbonacea, subsparsa, acute papillata, initio subsecta, ligno semiimmersa, dein semi-liberata. Asci cylindrici, paraphysati, 8spori. Sporidia breve cylindracea, 2-septata, hyalina.

Ex. *M. Friesii* Nke (*Sphaeria mastoidea* Fr.)

74. *CARYOSPORA* DNtrs. Perithecia carbonacea, sparsa, majuscula, superficialia v. basi insculpta, acute papillata. Sporidia magna, initio lutescentia pluriseptata, dein fere biconica, opace fuliginea. — Spermogonia nota.

Ex. *C. Putaminum* (Schw.) DNtrs., *C. callicarpa* (Curr.) Nke.

75. *HORMOSPORA* DNtrs. (1844) (*Sporormia* DNtrs., 1849) Perithecia sparsa, membranacea, molliuscula, papillata, fimicolae. Sporidia cylindracea, 4-locularia, fuliginea, loculis mox secendentibus.

Ex. *H. minima* (Awd.) Sacc., *H. intermedia* (Awd.) Sacc.

## 2. Perithecia ostiolo compresso, rimoso.

76. *LOPHIOSTOMA* Ces. et DNtrs. Perithecia carbonacea v. submembranacea, immersa v. emergentia. Sporidia fusioidea v. elongata, typice 3-12-septata, fuliginea, raro septulo aliquo longitudinali, vel hyalina, mutica v. appendiculata.

Ex. *L. semiliberum* (Desm.) Ces. et DNtrs., *L. macrostomum* (Tode) Ces. et DNtrs., *L. dumeti* Sacc.

## †† Caespitosae.

77. *BOTRYOSPHERIA* Ces. et DNtrs. Perithecia plerumque in acervulos pulvinatos congregata, v. sparsa, erumpenti-superficialia, et non raro subsecta, contextu amoene coeruleo v. violascente. Asci clavati, paraphysati, 8spori. Sporidia oblonga v. fusioidea 3-septata e hyalino luteola. — Conidia et pycnidia nota.

Ex. *B. pulicaris* (Fr.) Ces. et DNtrs., *B. Bérengeriana* DNtrs. (cujus sporidia apud nos plerumque continua manent).

## ††† Stromaticae.

78. MELOGRAMMA *Fr.* Stroma pulvinatum v. disciforme, diatrypeum, superficiale. Sporidia elongata, curvula 4-6-locularia, dilute fuliginea.

Ex. *M. vagans* DNtrs., *M. spiniferum* (Wallr.) DNtrs.

79. THYRIDARIA *Sacc.* Stroma effusum, atrum, tectum, dein erumpens Perithecia valsiformiter aggregata, nunc subsparso, sphaeroidea, ostiolo brevissimo. Sporidia fusioidea, 4-locularia, saturate fuliginea. — Pycnidia et micropycnidia nota, *Diplodiam* et *Coniothyrium* sistentia.

Ex. *Thyridaria incrustans* Sacc.

Obs. Genus cum *Kalmusia* Niessl forte conjungendum.

80. PSEUDOVALSA *Ces. et DNtrs. p. p.* Stroma valseum v. diatrypeum tectum dein erumpens. Perithecia plerumque longicollia. Sporidia octona 4-6-locularia, fuliginea, mutica v. appendiculata. — Status conidiophorus *Stilbosporam*, *Coryneum*, *Steganosporium* sistens.

Ex. *P. lanciformis* (Fr.) Ces. et DNtrs., *P. macrosperma* (Tul. sub *Melanc.*) Sacc., *P. longipes* (Tul. sub *Melanc.*), *P. umbonata* (Tul. sub *Melanc.*) Sacc.

81. AGLAOSPORA *DNtrs.* Stroma valseum, tectum, vix erumpens. Perithecia ostiolo crasse cylindraco instructa. Sporidia quaterna, oblongo-cylindraca, 4-locularia, 4-nucleata, umbrina. — Status spermogonicus *Cytisporas* sistens.

Ex. *A. profusa* (Fr.) DNtrs.

## Sect. 6. SCOLICOSPORA Sacc.

Sporidia vermicularia, v. bacillaria, v. filiformia saepe asci longitudine v. praelonga, septulata v. guttulata, hyalina v. fuliginea.

† Simplices.

\* Tectae v. erumpentes. Perithecia submembranacea.

82. RHAPHIDOPHORA *Fr.* Sporidia filiformia, utrinque mutica, guttulata v. septulata, hyalina v. pallide luteola. Perithecia caulicolae rarius ramicolae, rostellata. — Spermogonia et in nonnullis conidia nota.

Ex. *R. rudis* (Riess) Ces. et DNtrs., *R. rubella* (Pers.) Ces. et DNtrs., *R. macrocarpa* Sacc.

83. DILOPHOSPORA *Str. Fckl.* Sporidia filiformia utrinque attenuata et setigera, septulata, luteola. Perithecia graminicolae, papillata. Conidia (*Mastigosporium*) et pycnidia (*Dilophospora* Desm.) nota.

Ex. *D. graminis* Desm., Fckl.

84. LINOSPORA *Fckl.* Sporidia filiformia, continua, hyalina. Parithecia rostrata, foliicolae, plerumque e stromate subpulvinato oriunda.

Ex. *L. Capreae* (DC.) Fckl., *L. vulgaris* Fckl.

85. CEUTHOCARPON *Karst.* Sporidia filiformia, septulata, hyalina. Perithecia erostrata, subastoma, foliicolae, immersa pseudostromati nigro, denique super quodque ostiolum operculatim distrupto.

Ex. *C. populinum* (Fr.) Karst.

\*\* Superficiales. Perithecia carbonacea v. coriacea.

86. LASIOSPHAERIA *Ces. et DNtrs. p. p.* Perithecia carbonacea sphaeroidea, gregaria, hirsuta. Sporidia vermicularia, pluriseptata, plerumque colorata. — Spermogonia nota.

Ex. *L. hirsuta* (Fr.) Ces. et DNtrs., *L. hispida* (Tode) Fckl.

87. LEPTOSPORA *Rabh. p. p. Fckl.* Perithecia carbonacea, sphaeroidea, gregaria, rugulosa, hirsuta v. glabra. Sporidia vermicularia continua, hyalina. — In nonnullis conidia nota ex Fckl.

Ex. *L. spermoides* (Hoffm.) Fckl.

88. BOMBARDIA *Fr.* Perithecia coriacea, cylindraceo-ovoidea, subobliqua, dense gregaria, glabra. Sporidia vermicularia continua (an matura septata?) hyalina.

Ex. *B. fasciculata* Fr. (Sph. Bombarda *Batsch*).

†† Stromaticae.

89. SILLIA *Karst.* Stroma diatrypeum erumpens, pulvinatum, intus crocatum. Sporidia filiformia, utrinque attenuata, praelonga, tandem tenuiter pluriseptata, hyalina.

Ex. *Sillia ferruginea* (Pers.) Karst. (*Melogramma ferrugineum* Ces. et DNtrs.)

90. *CRYPTOSPORA* Tul. Stroma valseum tectum. Sporidia filiformia v. vermicularia, multiguttulata, hyalina. — Conidia et spermogonia nota.

Ex. *C. suffusa* (Fr.) Tul., *C. corylina* (Tul.) Fckl.

### Sect. 7. DICTYOSPORAE Sacc.

Sporidia ovoidea, oblonga v. subfusoides, transverse, et longitudinaliter septata (muriformia), fusca.

a. Perithecia clavata v. cylindracea interdum ramosa, molliter membranacea, vertice irregulariter dehiscencia, ex hyphis conidiophoris oriunda.

91. *CAPNODIUM* Mtgn. (Fumago Tul.) Status conidiophorus late effusus *Cladosporii* species sistens.

Ex. *C. salicinum* Mtgn., *C. Citri* Berk.

Obs. Genus *Antennaria* Lk. Fr. S. M. III, 228 (excl. spec. I<sup>a</sup>) cum *Capnodio* congruit, saltem *A. pityophila* Nees eadem fabricam praebet et forte a *Capn. australe* Mtgn. non differt. — *Capnodium* genus rectius forte inter Perisporiaceas collocandum.

b. Perithecia sphaeroidea, carbonacea v. membranacea.

#### † Simplices.

92. *PLEOSPORA* Rabh. Perithecia tecta dein erumpentia, membracea, sparsa, caulicolae. — Conidia, spermogonia et pycnidia nota.

Subg. *Eupleospora*. Perithecia glabra.

Subg. *Pyrenophora*. Perithecia setosa.

Ex. *Pl.* (Eup.) *herbarum* (Pers.) Rabh., *Pl.* (Eupl.) *Dianthi* DNtrs., *Pl.* (Pyr.) *trichostoma* (Rabh.) Ces. et DNtrs., *Pl.* (Pyr.) *comata* Niessl., *Pl.* (Pyr.) *Venziana* Sacc.

93. *TEICHOSPORA* Fckl. Perithecia superficialia, carbonacea, plerumque gregaria, lignicolae. — Conidia et pycnidia nota.

Ex. *T. obducens* (Fr.) Fckl., *T. Mesascium* (DNtrs.) Sacc., *T. trubicola*. Fckl.



## †† Caespitosae.

94. *CUCURBITARIA* Gray. Perithecia erumpenti-superficialia, carbonacea, brevissime papillata, quandoque umbilicata, saepe rugulosa. — Conidia, spermogonia et pycnidia nota.

Ex. *C. Berberidis* Gray, *C. Laburni* (Pers.) DNtrs., *C. elongata* (Fr.) Grev., *C. Castaneae* Sacc.

## ††† Stromaticae, compositae.

95. *FENESTELLA* Tul. Stroma valseum, tectum, extus glabrum. Sporidia grandia utrinque pallide apiculata, crebre 9-18-septata et muriformia, olivacea v. fusca. — Conidia et spermogonia cognita.

Ex. *F. Princeps* Tul., *F. phaeospora* Sacc.

96. *THYRIDIUM* Nke. Stroma valseum tectum, extus luteo-furfuraceum. Sporidia mediocria, utrinque obtusiuscula, 5-septato-muriformia, fuliginea. — Spermogonia nota.

Ex. *Thyridium vestitum* (Fr.) Fckl.

## Fam. 3. HYPOCREACEAE DNtrs.

Simplices v. compositae. Perithecia subcarnosa v. ceraceo-membranacea, plerumque rubescentia, rarius pallida v. laete colorata, ostiolo rotundo dehiscentia.

## Soct. 1. HYALOSPORAE Sacc.

97. *ELEUTHEROMYCES* Fckl. Sporidia ovoideo-cylindracea, utrinque setula aucta, continua, hyalina. Conidia nota *Isariam* sistentia.

Ex. *E. subulatus* Fckl. (*Sphaeronema subulatum* Tode).

## Sact. 2. DIDYMOSPORAE Sacc.

† Simples v. stromate byssino connexae, v. caespitosae.

98. *PASSERINULA* Sacc. Perithecia bysso nullo complexa, pallida,

ceracea, pyrenomycetibus majoribus (ut *Valsaria* et *Thyridio*) parasitice immersa, ostiolis longicollibus, exertis. Asci 8spori, copiose paraphysati. Sporidia subovoidea, 1-septata, olivaceo-fuliginea.

Ex. *P. candida* Sacc.

99. HYPOMYCES *Tul.* Perithecia stromate byssino, effuso connexa, hymenomycetibus plerumque parasitice immersa, laeticolaria ostiolis abbreviatis. Asci 8spori, aparaphysati. Sporidia oblonga, utrinque acuta v. apiculata. — Conidia nota, *Sepedomium*, *Asterophoram* etc. sistentia.

100. NECTRIA *Fr.* Perithecia erumpenti-superficialia, caespitosa v. discreta, saepe stromate pulvinate, primitus conidiophoro insidentia, rosea v. laete colorata. Sporidia 8 ellipsoidea, v. oblonga, 1-septata, hyalina, loculis non secedentibus. — Conidia *Tuberculariae* v. *Fusarii*.

Ex. *N. cinnabarina* (Tode) *Fr.*, *N. coccinea* (Pers.) *Fr.*

#### †† Stromaticae, compositae.

101. SPHAEROSTILBE *Tul.* Stroma stipitifforme, fibrosum, apice conidiophorum (*Microcera* v. *Atractium*) basi perithecia prorsus nectriacea gerens. Sporidia bilocularia, hyalina.

Ex. *Sphaerostilbe coccophila* *Tul.*

102. HYPOCREA *Fr.* Stroma carnosum varicolor, pulvinate v. effusum, superficiale. Sporidia 8, bilocularia, hyalina v. luteola, loculis mox secedentibus, uti sporidia 16 apparent. — Conidia nota.

Ex. *H. gelatinosa* (Tod.) *Fr.*, *H. rufa* (Pers.) *Fr.*

#### Sect. 3. PHRAGMOSPORAE Sacc.

103. CALONECTRIA *DNtrs.* Perithecia nectriacea, caespitosa v. discreta. Sporidia 8, fusoidea, 2 pluriseptata, hyalina — *Nectriellae* et *Nectriae* species *Fekl.*

Ex. *C. Daldiniana* *DNtrs.*, *C. Fuckelii* (*Nke.*) *Sacc.*, *C. decora* (*Wallr.*) *Sacc.*, *C. Bloxami* (*B. et Br.*) *Sacc.*

## Sect. 4. SCOLICOSPORAE Sacc.

104. *CLAVICEPS* Tul. Stroma stipitatum, erectum e sclerotio oriundum, capitatum. Perithecia stromati immersa, non prominula. Sporidia filiformia continua, hyalina. — Conidia (*Fusarium*) nota.  
Ex. *C. purpurea* (Fr.) Kühn, *C. pusilla* Ces.
105. *TORRUBIA* Lév. Stroma stipitatum, erectum, saepius entomogenum, clavatum. Perithecia semiimmersa, prominula, v. sublibera (in *Racemella* Ces.) Sporidia filiformia in articulos mox secedentia, hyalina. — Conidia (*Isaria*) nota.  
Ex. *T. militaris* (Pers.), *T. memorabilis* Ces.
106. *EPICHLÖE* Fr. Stroma sessile, effusum, primitus conidiophorum. Perithecia immersa, ostiolis vix prominulis. Sporidia filiformia, pluriseptata, luteolo-hyalina.  
Ex. *E. typhina* (Pers.) Tul.

## Sect. 5. DICTYOSPORAE Sacc.

107. *THYRONECTRIA* Sacc. Stroma valseum, corticale, tectum vix erumpens. Perithecia monosticha, carnosula, rosea, extus flavo-furfuracea, ostiolis brevissimis. Asci 8spori, paraphysati. Sporidia oblonga, initio cribrose guttulata, dein tenuiter septato-muriformia, hyalina. — Spermatia nota.  
Ex. *T. Patavina* Sacc.

## Fam. 4. DOTHIDEACEAE Nke.

Compositae, stromaticae. Perithecia (*loculi*) cum stromatis substantia confluentia et homogenea, ideoque non discreta, minute ostiolata, laete colorata v. nigricantia.

## Sect. 1. HYALOSPORAE Sacc.

† Stroma laete coloratum.

108. *POLYSTIGMA* Pers. Stroma subcarnosum effusum parenchymati foliorum innatum, ochraceum fulvum v. rubrum. Sporidia ovoidea, continua. — Spermatia cognita.  
Ex. *P. rubrum* (Pers.) DC., *P. ochraceum* (Walbg.) Sacc.

†† *Stroma nigricans*.

109. *PHYLLACHORA Nke*. *Stroma effusum, subpulvinatum, ambitu varium, punctulatum, saepius initio spermogonicum, foliicola. Loculi stromati immersi crebri, minuti. Sporidia ovoidea, continua, hyalina.*  
 Ex. *Ph. Ulmi* (Sow.) Fckl., *Ph. Graminis* (Pers.) Fckl.
110. *MAZZANTIA Mtgn*. *Stroma clypeiforme, oblongum, punctulatum, initio spermogonicum, caulicola. Loculi stromati immersi, mediocres, pauci, remotiusculi. Sporidia ovoidea, continua, hyalina, guttulata.*  
 Ex. *M. Galii* (Guep.) Mtgn., *M. Napelli* (Ces.) Sacc.

Sect. 2. DIDYMOSPORAE Sacc.

111. *EURYACHORA Fckl.* (1869). — *Placosphaeria DNtrs.* (1867, ut subgen). — *Stroma late effusum, tenue, membranaceum, ambitu varium, minutissime punctatum, initio spermogonicum, caulo-phylogenum. Loculi stromati inordinate immersi, numerosi, minuti. Asci subovoidei, 8spori, aparaphysati. Sporidia matura, bilocularia, hyalina.*  
 Ex. *E. Sedi* (Lk.) Fckl.
112. *DOTHIDEA Fr. p. p.* *Stroma pulvinatum, crassiusculum, ambitu plerumque circulare, erumpenti-superficiale, verruculosum. Loculi peripherice monostichi. Sporidia oblonga v. fusoidea, 1-septata, hyalina v. luteola. — Conidia, spermogonia et pycnidia cognita.*  
 Ex. *D. ribesia* (Pers.) Fr., *D. Sambuci* (Pers.) Fr.
113. *SCIRRHIA Nke*. *Stromata linearia conferte et parallele hinc inde pustulatum erumpentia. Laculi stromati polystiche immersi. Sporidia oblonga, 1-septata, hyalina. Conidia (Hadrotrichum Fckl.) et spermogonia nota.*  
 Ex. *S. rimosa* (A. S.) Nke.

Sect. 3. PHRAGMOSPORAE Sacc.

114. *HOMOSTEGIA Fckl.* *Stroma effusum, planiusculum v. hemisphae-*



ricum, carbonaceum, fragile. Loculi immersi, papillati, nucleo albo. Sporidia 3-5-septata, fusca, v. luteola.

Ex. *H. Piggotii* (B. Br.) Sacc.

115. *RHOPOGRAPHUS* Nke. Stroma irregulare varie confluens, rimose erumpens, subcoriaceum. Loculi immersi, grandiusculi. Sporidia 3-septata, utrinque appendiculata, flava. — Spermogonia *Leptostroma* sistens.

Ex. *R. filicinus* (Sow.) Nke.

## Fam. 5. HYSTERIACEAE Cda p. p.

Simplices. Perithecia membranacea, coriacea v. saepius carbonacea, nigricantia, rima longitudinali totum perithecium percurrente dehiscentia.

### Sect. 1. HYALOSPORAE Sacc.

116. *APORIA* Duby. Perithecia membranacea, ambitu subelliptica, Asci cylindranei. Sporidia sphaeroidea, continua, hyalina.

Ex. *A. herbarum* (Fr.) Duby.

### Sect. 2. DIDYMOSPORAE Sacc.

117. *AYLOGRAPHM* Lib. Perithecia membranacea scutiformia, v. elongata, quandoque ramosa. Asci subovoidei. Sporidia ovoidea v. oblonga, bilocularia, hyalina.

Ex. *A. Hederae* Lib., *A. sarmentorum* DNtrs.

118. *GLONIUM* Mühlenb., DNtrs. Perithecia carbonacea elongata v. linearia, quandoque ramosa. Asci cylindraneo-clavati. Sporidia ovoidea v. fusioidea bilocularia, hyalina.

Ex. *G. lineare* (Fr.) DNtrs., *G. microsporium* Sacc.

### Sect. 3. PHRAGMOSPORAE Sacc.

119. *HYSTERIUM* Tode p. p. Perithecia corneo-carbonacea oblonga, v. linearia, labiis tumidulis latiuscule rimosa. Sporidia 2-10-septata, oblonga v. fusioidea, fuliginea.

Ex. *H. pulicare* Pers., *H. Bérengerii* Sacc.

120. *MYTILIDION* *Duby*. Perithecia membranaceo-carbonacea, fragilia, conchiformia, labiis acutis angustissime rimosa. Sporidia 3-7-septata, oblonga v. fusoidea, fuliginea.  
 Ex. *M. tortile* (Schw.) Sacc. *M. rhenanum* Fekl.  
 Oas. Genus *Lophium* *Karstenii*, non Fr., huc spectat.

Sect. 4. SCOLICOSPORAE Sacc.

† Sporidia filiformia ascum subaequantia.

121. *ACROSPERMUM* *Tode* Perithecia subcornea, superficialia, erecta, elongata v. clavata. Sporidia asci longitudine.  
 Ex. *A. graminum* Lib., *A. compressum* Tode.
122. *LOPHIUM* *Fr.* Perithecia membranaceo-carbonacea, superficialia, conchiformia, compressa, basi coarctata v. substipitata, fragilia, labiis acutis angustissime rimosa. Sporidia asci longitudine, filiformia, guttulata, subhyalina.  
 Ex. *L. mytilinum* (Pers.) Fr.  
 Obs. Genus *Lophidium* *Karstenii* huc spectat.
123. *OSTROPA* *Fr.* Perithecia subcoriacea, subimmersa, sphaeroidea, rima diametrali dehiscencia. Sporidia asci longitudine, septata, hyalina. — Spermogonia nota.  
 Ex. *O. cinerea* (Pers.) Fr., *O. cubicularis* (Fr.) Fekl.
124. *COLPOMA* *Wallr.* Perithecia coriaceo-subcarnosa, erumpentia, elongata, applanata, labiis distantibus late hiantia. Sporidia asci longitudine, continua. — Spermogonia nota.  
 Ex. *C. quercinum* (Pers.) Wallr.
125. *LOPHODERMUM* *Chev.* Perithecia tenui-membranacea, innato-erumpentia, applanata. ambitu circularia v. angulosa v. elongata, rima longitudinali valvatim dehiscencia. Sporidia ascos subaequantia, filiformia. — Spermogonia nota plerumque *Leptostromatis* species sistencia.  
 Ex. *L. xylomoides* Chev., *L. maculare* (Fr.) DNtrs.

†† Sporidia bacillaria asco multoties breviora.

126. *HYPODERMA* *DC. p. p.* Perithecia innato erumpentia, applanata, ambitu subelliptica v. oblonga, tenui-membranacea, rima

longitudinali valvatim dehiscentia. Sporidia oblongo-cylindracea, bacillaria, subhyalina, 2-4-locularia, v. (immatura?) continua. — Spermogonia nota.

Ex. *H. Hederae* (Mart.) DNtrs., *H. Rubi* (Pers.) DNtrs.

Sect. 5. DICTYOSPORAE Sacc.

127. HYSTEROGRAPHIUM *Cda p. p.* DNtrs. Perihecia coriaceo-carbonacea, oblongata, erumpenti-superficialia, labiis tumidulis rimose dehiscentia. Sporidia majuscula, ovoideo-oblonga, initio cribröse guttulata, flava, dein dense septato-muriformia fuliginea.

Ex. *H. Fraxini* (Pers.) DNtrs., *H. elongatum*. (Wahlenb.) Cda.

---

(Dagli *Atti della Società Veneto-Trentina di Scienze Naturali residente in Padova*, Volume IV, Fasc. 1.)

---











New York Botanical Garden Library



3 5185 00257 3218



