

XB. 4576

506.974.7

B86



LIBRARY OF
THE NEW YORK BOTANICAL GARDEN

Given by Prof. L. M. Underwood
1961

September 1899

R. W. Gibson. Inv.



L. M. Underwood
Oct. 1885

BULLETIN

OF THE



BUFFALO SOCIETY OF NATURAL SCIENCES.

VOLUME I.

FROM APRIL, 1873, TO MARCH, 1874.

BUFFALO:
PUBLISHED BY THE SOCIETY.

1874.

XB
U576
v. 1-2
1873-75

PRESS OF
WARREN, JOHNSON & CO.,
BUFFALO, N. Y.



COMMITTEE ON PUBLICATION.

GEORGE W. CLINTON, LL. D.	GEORGE E. HAYES, D. D. S
DAVID GRAY,	LEON F. HARVEY, M. D.
GEORGE P. PUTNAM,	WALTER T. WILSON,
AUG. R. GROTE, CHAIRMAN.	

LIBRARY,
NEW YORK
BOTANICAL
GARDEN.

CONTENTS.

I.	Description of New North American Moths. By AUG. R. GROTE,	1
II.	Catalogue of the Sphingidae of North America. By AUG. R. GROTE,	17
III.	Catalogue of the Zygaenidae of North America. By AUG. R. GROTE,	29
IV.	Conclusions drawn from a study of the Genera Hypena and Herminia. By AUG. R. GROTE,	37
V.	Descriptions of New Species of Fungi. By CHAS. H. PECK, . . .	41
VI.	Contributions to a Knowledge of North American Moths. By AUG. R. GROTE,	73
VII.	A Study of North American Noctuidae. By AUG. R. GROTE, . . .	95
VIII.	Descriptions of Noctuidae principally from California. By AUG. R. GROTE,	129
IX.	On the North American Geometridae in the Collection of the British Museum. By AUG. R. GROTE,	156
X.	Statistics and Distribution of North American Lichens. By HENRY WILLEY,	161
XI.	Kleiner Beitrag zur Kenntniss einiger Nordamerikanischer Lepidoptera. Von AUG. R. GROTE,	168
XII.	Description of the genera Argyrophyes and Condylolomia and of a species of Deuterollyta. By AUG. R. GROTE,	175
XIII.	Description of a Butterfly new to the Lower Lake Region. By AUG. R. GROTE,	178
XIV.	Description of three genera of Noctuidae. By AUG. R. GROTE, . .	180
XV.	On Wallengren's "Lepidoptera Scandinaviae Heterocera disposita et descripta." By AUG. R. GROTE,	183
XVI.	On the Butterflies of Anticosti. By AUG. R. GROTE,	185

FEB 5-1907
 Loan by Royal M. Anderson

XVII.	Notes on North American Lepidoptera. By H. K. MORRISON,	186
XVIII.	On Eight Species of Noctuidae. By AUG. R. GROTE, . . .	190
XIX.	The two Principal Groups of Urbicolae (Hesperidae auct.). By SAMUEL H. SCUDDER,	195
XX.	Note on the species of <i>Glaucoopsyche</i> from Eastern North America. By SAMUEL H. SCUDDER,	197
XXI.	On a New Species of <i>Grammysia</i> from the Chemung Group. By WILLIAM H. PITT,	199
XXII.	Contributions to the Geology and Physical Geography of the Lower Amazonas. By CH. FRED. HARTT,	201
XXIII.	On the Devonian Brachiopoda of Ereré, Province of Pará, Brazil. By RICHARD RATHBUN,	236
XXIV.	New Phalaenoid Moths. By LEON F. HARVEY, A. M., M. D. .	263
XXV.	Notes on the Species of <i>Pasimachus</i> . By JOHN L. LE CONTE, M. D.,	266
XXVI.	Description of two new Noctuidae from the Atlantic District. By H. K. MORRISON,	274
XXVII.	Rectification of Treitschke's use of Hubner's generic term "Cymatophora." By LEON F. HARVEY, A. M., M. D., . . .	276
XXVIII.	Determination of Brazilian Sphingidae collected by Mr. Charles Linden. By AUG. R. GROTE,	279
	Errata et addenda,	282
	Index to Plates,	283
	General Index,	285

B U L L E T I N
OF THE
BUFFALO SOCIETY OF NATURAL SCIENCES.

VOLUME I.

I. Description of New North American Moths

BY AUG. R. GROTE.

IN the present Article I announce the fact that new species of the Lepidopterous Genera *Hemaris*, *Leucania*, *Phasiana*, *Tortrix*, *Conchylis*, are discovered in our Fauna, and that two new genera, *Melilla* and *Lomanaltes*, occur within its limits. It has been objected to such studies as these, that they are of the Closet and not of the Field. Already one has been who made this distinction in his own favor. Still, I think the student at his books and dead specimens is the same whom we meet again, where grasses grow, collecting and observing. So the Field is brought to the House with the Harvest, and can be rightly spoken of from the Closet. It will at least profit others little to be unable properly to tell what one has seen. It is no excuse that we have been out of door when we are called upon to speak. To some the form which the student uses, that he may be well understood, may seem uninteresting, and his statement dry. But from his record is gathered at last a Truth that every one may enjoy. So, often, the seed is dry, but the plant is full of sap. Perhaps it must be dry at first, to be properly green thereafter. This is

the age of objective research, as contrasted with that past in objectless complaint. Let us, then, see what we can while we live. Let us mellow our lives to our Harvest time, that then, like a perfect fruit, we may show in us the soil, the dew, the rain and the sun-beam, and so fall at last good and sweet into the hands of the Husbandman.

Family SPHINGIDÆ.

Genus *Hemaris*, *Dalman* (1816).

It is Fabricius who, in 1793, arranges under the generic name *Sesia*, a number of moths which have for a common character the more or less pellucid wings. However, the moths thus early brought together belonged to two distinct structural groups—families in the Latreillean sense. In 1807, Fabricius restricts the term *Sesia* to members of the family under present consideration—the Sphingidæ, and proposes the term *Aegeria*, for the group afterwards known, it seems to me properly, as *Aegeriidae* by the English Entomologists. This restriction is overlooked on the continent of Europe, where the term *Sesia* has been generally, and I must believe incorrectly, used as equivalent to *Aegeria*, *Fabr.* But under the generic term *Sesia*, in the *Systema Glossatorum* (1807), Fabricius arranges a number of species, which are properly the types of distinct genera, according to our present acceptance. Among these species is the European *fuciformis*, for which the term *Sesia* has been retained by English writers, and is used in 1865 by ourselves for congeneric American forms. It is overlooked that Dalman has taken *S. fuciformis* as the type of his genus *Hemaris*, and that this name, having priority over the subsequent restrictions of Fabricius' term, must be retained for this type.

I have elsewhere proposed to restrict *Cephonodes*, *Hübner* (1816), to the Asiatic *C. hylas*; the type, so far as we can judge, of Hübner's genus; certainly the first species enumerated in the "Verzeichniss" under the name. Following Latreille's restriction, we must regard the European *Sphinx Stellatarum* *L.*, as the type of Scopoli's genus

Macroglossum. Our nearest known ally to this European genus is, perhaps, *Euproserpinus phaeton*, *Grote and Robinson*, from California.

In North America we have a number of pellucid winged Sphingidae, which, as a group, differ from our present idea of *Hemaris*, by their flattened form, appressed squamation, and longer wings. These we have arranged under the genus *Haemorrhagia*, *G. & R.*, of which our common *Sesia thysbe*, *Fab.*, is the type. Alexander Agassiz, in his recent superb "Revision of the Echini," speaks of our present knowledge of genera, as limited to convenient headings for the identification of species. The species for which I use the name *Hemaris*, are black and yellow bodied, more or less fuzzy; they look like Humble-bees. On the other hand, the species of *Haemorrhagia* are Indian red and olive, with flattened body hairs, and by their form prepare us for the still more compressedly shaped species of the genus *Aellopos*. The late Mr. Robinson and myself, in our Systematic Catalogue of North American Sphingidae, p. 24, have defined under "*Sesia*," the structural idea I here retain under the more correct name of *Hemaris*.

As was the case with *Hemorrhagia*, in which we discovered that several distinct species existed on the Atlantic Slope, whereas but one, or at the utmost two, had been previously suspected, so I have now to draw attention to the fact that a nearly parallel state of things exists with regard to the species of *Hemaris*.

The first illustration of a North American species of *Hemaris* is by Abbot & Smith, in 1797. They illustrate and describe a species from Georgia, under the name of *fuciformis*. Whatever species they intended is comparatively of little moment, since the name they use is the same as that under which the European species was described, and they were wrong in considering the two as identical. Boisduval is the next to figure, in the "Species Général," our *Hemaris diffinis* (*Macroglossa diffinis*, Boisd.) from the Atlantic District. Without any idea of the existence of cotemporary species, Harris considers, and Clemens agrees, without obvious point, that *H. diffinis* is the species intended originally by Abbot. Boisduval is probably the originator of this idea, since quite recently, in the *Annales de la Société Entomologique de Belgique*, this distinguished Author indulges in even wider speculations with regard to the work on the Insects of Georgia, and unnecessarily troubles himself with

discoveries which the American student had already made and recorded.

The next species of *Hemaris* described is from California. This is *Hemaris Thetis* (*Macroglossa Thetis*, Boisd.), illustrated by ourselves on Plate 6, Vol. 1 of the Transactions of the American Entomological Society. A third species, *Hemaris axillaris* (*Sesia axillaris*, Grote and Robinson), is described by ourselves in 1868 from Texas.

As in *Haemorrhagia*, good specific differences are also to be found in the shape, size and comparative width, of the band on the external margin of the primaries in the species of *Hemaris*. The inner edge of this band in *H. diffinis* is very slightly roundedly and evenly exerted or scalloped on the interspaces. This character is shown in Boisdual's figure, with which specimens before me from Massachusetts to Pennsylvania otherwise sufficiently agree, and is decisive of what species is really intended. I do not think that either Clemens or Harris have mistaken Boisdual's and our most common species, so that a redescription is unnecessary. But I here indicate the existence of two new species in our territory, that may be separated from *H. diffinis*, by the shape and comparative width of the marginal band. We must remember *H. diffinis* as a species of good size, the apex of the primaries with a red stain on the marginal band, and with the inner edge of this marginal band improminently lunulate, neither dentate, nor perfectly even. The dark scale patch on the internal margin of the hind wings is usually stained with red in *H. diffinis*.

***Hemaris tenuis*, Grote, Plate 1, fig. 6, primary wing.**

♂ ♀.—Pale yellowish and black. The two bluish white lateral abdominal spots evident against the blackish hairs of the basal segments, which latter are dorsally yellow. Anal tuft black, divided by yellow central hairs. Beneath, some sparse yellow hair overlies the usual black abdominal vestiture. Legs black; pectus pale yellowish white; palpi above black, beneath pale yellowish. Wings largely vitreous, with very narrow, dull blackish borders; blackish at base as usual, and partially overlaid with yellowish scales. Costal edging narrow; the band along external margin is even on its inner edge and narrower throughout than in any species hitherto described from the Atlantic District. There is no perceptible red apical shading. The body squamation is rather rough, and in size it is the smallest of our species yet described. The

external margins of the wings are more rounded and full than in any of our other known species of *Hemaris*.

Expanse, 1.50 inch. *Length of body*, .80 inch.

Through Mr. Strecker I have received specimens from West Farms, N. Y., and Berks County, Pennsylvania.

Hemaris Thetis, Grote, Plate 1, fig. 7, primary wing.

Macroglossa Thetis, Boisduval, Ann. Soc. Ent. Fr. t. 3, troisieme Ser. Bull., p. 32, 1855.

Sesia thetis, Grote and Robinson, Trans. Am. Ent. Soc. Vol. 1, Plate 6, 1868.

This species is from California. It is larger than *H. tenuis*. The marginal band of the primaries is even, black and very narrow. The costal edge is depressed and the external margin of the fore wings is more oblique, uneven and longer than in *H. tenuis*. There is no apical stain on the marginal band of the primaries. The more robust Californian species may also be distinguished apparently by the details of the abdominal coloration. It is described and illustrated in Number 3 of our Descriptions of North American Lepidoptera, as above cited. Our specimen expands 1.80 inch. A figure of the fore wing is given here for comparison.

Hemaris diffinis, Grote, Plate 1, fig. 8, primary wing.

Macroglossa diffinis, Boisduval, Sp. Gen. Plate 15, fig. 2, 1836.

Sesia diffinis, Harris, Silliman's Journal, Vol. 36, p. 308, 1839.

? *Sphinx fuciformis*, Smith, Ills. Ga., Vol. 1, p. 85, Plate 43, 1797.

This species occurs in Canada, and at various localities in the New England and Middle States. It may be considered infrequent in the vicinity of Buffalo. Mr. Zesch has, however, taken it as it hovered in day time about blossoms. My artist and my friend, Mr. Henry S. Sprague, gives a figure of the fore wing so that it may be compared with the other species here illustrated. In one example, received from Mr. Strecker, where the lunulation of the external band is hardly perceptible above, the character may be detected on the under surface.

A considerable number of specimens examined by me expand 1.75 to 1.85 inch, and average about an inch in length of body as near as may be.

Hemaris marginalis, *Grote*, Plate 2, fig. 10. ♀.

Thorax above yellowish shading to olivaceous, the squamation becoming deep yellowish over the basal abdominal segments dorsally. Middle abdominal segments black; the two pre-anal deep yellowish. Anal tuft black with central yellowish hairs; beneath, the abdomen is black, the yellowish hairs of the preanal segments extending downwardly at the sides. Legs black; anterior pair with pale scales along the tarsi and tibiae inwardly. Thorax beneath sulphur white. The body seems narrower, more fusiform than in the other species and the squamation more depressed. Wings largely vitreous, ornamented as usual, but with a wider terminal band on the primaries than is possessed by *H. diffinis*. The inner edge of this marginal band is plainly dentate inwardly on the superior interspaces. There is a reddish apical stain as in *H. diffinis*.

Expanse, 1.65 to 1.70 inch. *Length of body*, .95 inch.

Both sexes of this species have been obligingly communicated to me from Michigan by Mr. Herman Strecker. This is smaller, but otherwise closely allied to *H. axillaris*, *Grote*, from Texas.

Hemaris axillaris, *Grote*, Plate 1, fig. 9, primary wing.

Sesia axillaris, *Grote* and *Robinson*, *Trans. Am. Ent. Soc.*, Vol. 1, p. 23, 1868.

This species differs from *H. marginalis* by the much wider and more strongly dentate marginal band of the fore wings, exhibited in the present illustration. It is our most robust species. It is from Texas. On its discovery we expressed our views of the sequence of the species of the genera *Hemaris* (*Sesia*), and *Haemorrhagia*, which should be modified, since the examination of all the new species here described, in so far, that we are now decidedly unwilling to reunite them in a single genus, and disposed to insist on the retention of *Haemorrhagia* as a distinct structural type. I desire to express my obligations to Mr. Theo. L. Mead for the kind manner in which he has placed my types of this species at my present disposition. They passed into the possession of the Central Park Museum, with the large collections of the late Mr. Coleman T. Robinson and myself, at Mr. Robinson's desire.

Genus *Haemorrhagia*, *Grote and Robinson* (1865).

In the Annals of the Lyceum of Natural History of New York, Vol. VIII., 1867, we gave a synoptical table of the species of this genus, which I here repeat in a more complete shape, adding our recently described *Haemorrhagia uniformis* (*Sesia uniformis* G. & R.) from the Atlantic District. Mr. Lintner writes me that this is the more usual species about Albany. Mr. Strecker kindly sends me a female specimen from Labrador. This species is of the size of *H. thysbe*, but may be known at once by the edentate inner edge of the marginal band, inwardly produced at vein 5. We speak of this species on page 26 of our Systematic Catalogue. It is the *ruficaudis* † of Walker, but not of Kirby, to judge from the latter's description, which will not apply to any species of *Hemaris* or *Haemorrhagia* known to us. I owe to the kindness of Mr. Lintner, whose entomological labors I highly appreciate, specimens of *H. gracilis*, G. & R., taken near Albany, N. Y. This is our rarest species and the slightest bodied. In fresh specimens there is a narrow white inner lining above and below to the marginal bands of the wings, which is alike singular and beautiful. It has many distinguishing features, as will appear in the following synoptic table of the species of this genus. The first species known to science allied to *Haem. thysbe*, and differing by the edentate margin of the fore wings, is *Haem. buffaloensis*, G. & R. In Buffalo, where also we take *H. uniformis* and *H. thysbe*, Mr. Reinecke and Mr. Zesch have reared *Haem. buffaloensis* from the egg and observed it in all its stages. It makes a very slight cocoon on the surface of the ground. The chrysalis has no exterior independent tongue case. In its growth, as well as in the habits of the perfect moth, we see, that *Haemorrhagia* presents resemblances to the *Hesperidae*, and we can be sure that its Group outranks the Family. Mr. Lintner has published full observations on the young stages of *Haem. buffaloensis* in the interesting Reports on the State Cabinet; the species has also occurred near Albany.

I owe to the obliging disposition of Mr. Strecker, of Reading, Penn., an opportunity of examining a single specimen of *H. thysbe*, from Pennsylvania, in which the pre-anal segments are almost entirely red, with only a few lateral olive colored hairs. I think it

possible, then, that *H. fuscicaudis* is only a form of *H. thysbe*; but I have no authentic specimens of the former species for comparison. The following is a table of our species of *Haemorrhagia*:

GROUP I. (*Chamaesesia*.)

Discal cell of primaries free. Vitreous field of secondaries crossed by five nervules. Sp. 1.

Thorax beneath, with lateral red shades; hind wings beneath with a pale shade at anal angle,..... 1. **Haem. gracilis**, *G. & R.*

GROUP II. (*Haemorrhagia*.)

Discal cell of primaries crossed by a longitudinal bar of scales, appearing as a prolongation of vein 5. Vitreous field of secondaries crossed by six nervules. Sp. 2 to 6.

A. Inner edge of external marginal band of the fore wings not dentate on the interspaces. Sp. 2 to 4.

Size small. (Expanse 1.65 to 1.70 inch) 2. **Haem. Buffaloensis**, *G. & R.*

Size moderate. (Expanse 1.80 to 2.20 inch). 3. **Haem. uniformis**, *Grote.*

Size large. (Expanse, ♂, 2.40 inch)..... 4. **Haem. Floridensis**, *G. & R.*

B. Inner edge of external marginal band of the fore wings dentate on the interspaces. Sp. 5 and 6.

Abdomen with the pre-anal segments olivaceous, 5. **Haem. Thysbe**, (*G. & R.*)

Abdomen terminally entirely deep red, 6. **Haem. fuscicaudis**, (*Boisd.*)

v. Heinemann, in his "Schmetterlinge Deutschlands und der Schweiz," p. 142, says, that the discal cell of the primaries is crossed by a prolongation of vein 5, in the European *Hemaris bombylifomis*. On examination I find, that in all our species, as well as in the European, where the cell of the primaries is not free, it is crossed by a line of scales continuous with vein 5, but the vein itself is thrown off as usual; it is not prolonged inwardly, as stated by the German Entomologist.

Family NOCTUIDAE.

Leucania Harveyi, Grote, Plate 1, fig. 14, primary wing.

♂ ♀.—The fore wings are rather narrow, with straight costal edge and hardly oblique exterior margin. They are pale ochrey, with a gray costal shade, which picks out the nervules. A black dot at the extremity of the cell. The median nervure is striped with white scales which extend partially along the median nervules, that are else marked with gray. At base the white stripe broadens below the nervure and is edged inferiorly by a distinct black line. Medially, below median nervure, the submedian interspace is gray limited below by a second curved dark line. A third dark streak edges the median nervure below, between the origin of second and third nervules. Between the fourth and fifth nervules there is a faint interspaceal streak and cuneiform dark marks precede the gray terminal space, which is cut off obliquely to apex. A fine terminal line; fringes pale. Collar whitish, with a dark bordering line; tegulae with a white streak. Head, thorax and appendages pale, somewhat olivaceous ochrey. Hind wings smoky, blackish, with whitish fringes, without marks. Beneath, pale with powdered dark scales; nervules dark. Sometimes the median nervure on the primaries is darker shaded above on the cell, and the subterminal marks are variably guttate and distinct.

Expanse, 1.20 to 1.30 inch. *Habitat*, Buffalo, N. Y., etc.

A common species in the Eastern and Middle States. It is probably described by Guenée as *L. albilinea*, *Hübner*. A reference to Hübner's original illustration, Zutraege, figs. 337 to 338, of a species with uneven costal edge, pale apical shade and produced apices, from Buenos Ayres, gives abundant reason to reject Guenée's determination, while the assumption that Hübner is mistaken in his locality, seems gratuitous. Guenée himself doubted his determination of our species, for, referring to some discrepancies between Hübner's figure and the material before him from the United States, he asks: Serait-ce une espèce distincte?

To Dr. Leon F. Harvey, of Buffalo, who is studying this Family of Moths, and whom I thank for his kind personal interest, I dedicate this species.

Leucania Henrici, *Grote*, Plate 1, fig. 15, primary wing.

The wings are long and wide; primaries with the costal edge nearly straight, slightly arcuated to the depressedly acute apices; external margin oblique; internal angle full and rounded. The fore wings above are marked with longitudinal shades. There are no traces whatever of the ordinary spots or lines. All the veins are picked out by whitish gray scales and the interspaces streaked with olivaceous ochrey. This latter darker shade obtains prominently and broadly from the base of the wing, below median nervure on the submedian interspace centrally, to the external margin, before which it is attenuate, leaving the submedian fold marked by gray scales, and the region along the internal margin of the wing, above and below the internal nervure, gray with scattered darker scales. The interspaces between the second and fourth veins have central gray shades. Again the deep olivaceous ochrey color extends along the discal cell, margining the median nervure superiorly, attenuate at base and widening to external margin on both sides of the fifth vein, which is as usual brought into relief by pale scales. Again the darker shade is more prominently perceivable on the post-apical interspace between veins 7 and 8; a short trigonate shade. A subobsolete series of dots at the base of the white fringes. Hind wings white. Beneath, whitish with costal dustings of darker scales on both wings; a faint terminal row of dark marks. Thorax beneath olivaceous ochrey, as are the legs inwardly; outwardly the tibiae and tarsi are whitish gray and contrast. Antennae rather short and stout, simple, testaceous. Palpi exceeding slightly the front. Head and thorax above gray; abdomen exceeding the hind wings, rather long.

Expanse, 1.50 inch. *Habitat*, New York State.

Both sexes of this species are before me. Its neutral tints are distinct and their contrasts on the primaries strong. It cannot be confounded easily with any of our described species on account of the shape and breadth of the primaries, the simplicity of the markings and the contrast of the tints. In the shape of the wings this species resembles *Meliana*.

I name the present species after my friend Mr. Henry S. Sprague, to whose talent in drawing the present Article owes much value.

Leucania evanida, *Grote*, Plate 1, fig. 16, primary wing.

♂.—Allied to *L. Henrici*, but differs by its narrower wings; the primaries have the costal edge straighter; about internal angle the wing is not so full, less roundedly produced; the internal margin is straighter and the wing is less developed below the internal nervure. There is a great similarity be-

tween the species in the ornamentation and color, but everywhere the gray shades of *L. Henrici* are here obsolete, and the olivaceous tints on the primaries are wanting in *L. evanida*, in which the interspaceal shadings are simply ochreous. The fore wings are almost entirely pale ochreous, with the whitish veins and shadings less obvious and contrasting. The internal margin is ochreous in the present species while it is gray in *L. Henrici*. The labial palpi are shorter and do not so prominently exceed the front in *L. evanida*, which is the slighter of the two and but little exceeds the European *L. pallens* in size. Our species wants all dots or marks whatever on the primaries above. The fringes are immaculate.

Expanse, 1.45 inch. *Habitat*, Putnam Co., N. Y.

A single specimen has been taken by the late Mr. C. T. Robinson at Brewster's.

Caradrina miranda, Grote.

♀.—This is a slight species with narrow, glossy blackish primaries, their costal and internal margins straight. All markings are obliterate and hardly to be discerned. The ordinary lines are divaricate; the subterminal line is obsolete, indicated by very faint pale dots and preceding dashes. An obscure dark dot marks the orbicular; a pale dot on the cross vein preceded by a dark streak, the reniform. The wing and fringes are concolorous and in some lights there is nothing to disturb their unicolorous appearance. Thorax above a little darker; abdomen and under surface of body and the legs a little paler than primaries. Hind wings pellucid whitish, clouded with blackish along the external and costal margins, without discal mark, with an attenuate marginal line. Beneath both pair whitish; the fore wings are largely blackish superiorly and along external margin. The costal region of the hind wings is broadly, evenly and well definedly blackish.

Expanse, .90 to 1.00 inch. *Habitat*, New York State.

This species of which several specimens are contained in the collection of this Society, is pyraliform in appearance, reminding us somewhat of *Aglossa*. It appears to bear a certain resemblance to the European *C. palustris*, Herrich-Schaeffer, fig. 292. It resembles also generally, the figures 366 and 367 of the same Author.

Family **GEOMETRIDAE.**

Phasiane mellistrigata, *Grote*, Plate 1, fig. 11. ♀.

Labial palpi convergent, extended beyond the front, the minute third article naked. Antennae scaled, simple. Maxillae moderately stout. Vein 5 of the secondaries absent. Dark steel gray. Wings ample; primaries with straight costal edge, bluntly acuminate apices, external margin slightly rounded. Secondaries full, a very little depressed on external margin opposite the cell. Fore wings bright clean steel gray; a distinct even continued narrow, slightly oblique, bright ochreous transverse anterior line with a light preceding shade, discontinued superiorly. A dark discal streak, above which, on costa, the very indistinct median shade line is more distinctly incepted. A very distinct double bright ochreous transverse posterior line, followed by a distinct black shade and running from internal margin, a little unevenly and outwardly obliquely to vein 7, where it is arrested, connected with the costa by a narrow black line placed inwardly. Subterminal line appearing as a vague festooning outside of the black shade. A very fine terminal line appearing by interspaceal dots. Fringes concolorous. Hind wings a little paler, mottled, deepening in color outwardly, with a distinct median even once angulated dark line, and a fainter subterminal shade. Beneath, paler, mottled; the veins picked out by testaceous scales; the costal edge a little stained; markings improminent. Body concolorous. Hind tibiae with middle and terminal spurs.

Expanse, 1.10 inch. *Habitat*, Buffalo, N. Y.

We have only the female of this species in the collection.

Mellilla, n. g.

The body is narrow and linear; the abdomen as long as the secondaries, the internal angle of which it slightly exceeds. Labial palpi dependent, short, but little exceeding the front. No ocelli. Male antennae bipectinate; the pectinations are obtuse, and provided with setal hair; there are about eighteen pairs on each antennus, and they gradually decrease in length to the tip, where they become obsolete. Maxillae moderate. Wings long. Primaries with straight costal and parallel internal margins; external margin rounded, a little shorter than usual. Veins 3 and 4 thrown off together; 5 independent, equidistant between 4 and 6; 7 and 8 together from the extremity of the long and narrow accessory cell, 7 to external

margin before, 8 to costal margin just within the apex; 9 out of 8; 10 forming the upper limit of the accessory cell, (which is closed by a branchlet towards the base of 8 and 7,) and originating from the upper side of the median nervure; 11 out of 10 on the line of the costal nervure; 12 anastomosing with 10. Hind wings ovate, vein 5 wanting. Fringes short.

A genus of Geometridae allied to *Fidonia*.

Mellilla chamaechrysa, *Grote*, Plate 1, fig. 1, ♂.

♂. Anterior wings basally pale brownish ochrey, sprinkled with dark brown scales. The perpendicular median shade is propinquitous to the even transverse exterior line, which limits inwardly the deep brown terminal field of the wing. This latter is deeper shaded along the apical region and with the line, becoming a little paler centrally on external margin. Hind wings deep orange above, without lines. Internal margin with black scales, which mark the inception of the usual transverse lines at anal angle. Beneath the fore wings are orange, with a terminal apical band. Hind wings pale brown, irrorate with dark scales and with a median transverse dark band.

Expanse, .75 inch. *Habitat*, Buffalo, N. Y., etc.

Mr. Charles Linden has taken specimens in this vicinity. I have seen this species singly in other collections of Moths, made at various points in the Atlantic States.

On the Plate, fig. 2 represents the under surface, and fig. 3 the denuded wings enlarged, showing the venation.

Family PYRALIDAE.

* ***Lomanaltes***, n. g.

Ocelli. Eyes naked. Maxillae moderate. Labial palpi elongate, projected straightly forward; second joint as long as the thorax; third joint longer than usual, obliquely porrected, closely scaled. Antennae simple, slender, finely ciliate inwardly. Fore wings elongate, produced apically; costal edge sinuate, uneven, medially depressed; external margin oblique; internal angle rounded and the

* Gr.: *λωμα* et *ἀναλθής*.

margin shorter than usual. Venation like *Hypena*; primaries 12-veined: 3, 4 and 5 approximate; 4 nearer 5 at base; cell closed; an accessory cell, from the outer extremity of which 7 and 8 are thrown off from one point; 9 out of 8 to costa; 8 to apex; 10 out of the upper edge of the cell opposite the inception of 6. Hind wings moderately full and rounded, 8-veined; 5 arising within 3 and 4, independent, or connected by an aborted feeble veinlet with the median nervure. Hind tibiae with terminal and median spurs.

Lomanaltes laetulus, *Grote*, Plate 1, figs. 12, ♂.

Anterior wings dull olivaceous brown with a light purple cast. The dark color of the wing extends from the base to the outer median line, beyond this latter a very pale shade frosts the subterminal field and extends along costal region broadly to apices. Transverse anterior line even, nearly perpendicular, twice angulated, rusty ochreous with a pale preceding shade. Transverse posterior line similar in appearance, not angulated, even, oblique, followed by a pale shade. The inconspicuous discal dot is formed by raised scales. Subterminal line faint, irregular, indented opposite the cell and again at submedian interspace; the line itself is dark, picked out externally by pale points. Terminally the wing is again dark below the pale apical region; fringes dark. Hind wings fuscous, without markings, touched with whitish at anal angle; fringes darker. Beneath the wings are fuscous; secondaries paler; discal dots perceivable. On the primaries a white dot on the interspace between 7 and 8 and the costal nervules are faintly indicated by pale scales. Head and appendages and thorax concolorous with fore wings; the third palpal joint is tipped with pale scales. Under the glass there is an admixture of pale scales overlying the primaries and body parts. Abdomen slender, with feeble dorsal tufts, no longer than internal margin of secondaries.

Expanse, 1.10 inch. *Habitat*, Philadelphia; Albany, N. Y.—(Lintner.)

This genus is allied to *Hypena* and *Bomolocha*. From either it strongly differs in the shape of the primaries: their sinuate costal edge, apical production and oblique and extended external margin. The relative length and position of the third palpal article are peculiar. In the last of three Papers, partly treating of the North American Deltoids, to which the above genus belongs, I have enumerated twenty genera and fifty species as referable to the Group, which I follow the authors of the Wiener Verzeichniss in consider-

ing as belonging to the Pyralidae. The Group appears to me of subfamily value. Figure 13 gives an enlarged view of the extremity of the labial palpus, showing the position of the terminal joint in *Lomanaltes*.

Family **TORTRICIDAE.**

Tortrix Georgiana, *Grote*, Plate 1, fig. 4, primary wing.

Male antennae not basally constricted; all the nervules separated; costa of the primaries with a basal fold enclosing a hair pencil; vein 2 thrown off at outer two-thirds of the median nervure from the base to origin of vein 3. Hind wings with 3 and 4 thrown off together; also 6 and 7. Fore wings pale ochrey, with five transverse, irregular, nearly equidistant, perpendicular, ferruginous lines crossing the basal two-thirds of the wing; the outer fourth and fifth of these lines are joined on the submedian interspace by a crossing of similar scales. The second from the base divides at costa. On the outer third of the wing similar ferruginous scales form three disconnected angulate figures; two on the costal, one on the internal margin, that at the apex Y-shaped. Light purple shades on the ground color of the wing between the ferruginous markings. Hind wings dark fuscous with pale fringes; anal tuft prominent.

Habitat, Philadelphia (Bunte).

Tortrix Houstonana, *Grote*, Plate 1, fig. 5, primary wing.

No basal antennal constriction; fore wings 12 veined, all the veins separate; without (?) a costal fold. Hind wings slightly truncate; external margin uneven (*wellenrandig*); veins 3 and 4 thrown off together, short; 5 much removed; 6 and 7 together; 7 curved upwardly to apex. Hind tibiae with double spurs. Palpi thickly scaled, porrect, applied to the front. Fore wings pale ochreous, much taken up with ferruginous transverse irregular lines; between these the irregularly formed interspaces are filled out with different paler shades; at outer third the second and third transverse lines from the external margin are connected medially by a black blotch, and blackish scales are elsewhere intermixed on the lines. There is a plumbeous patch on submedian interspace and a smaller one beneath it on the margin, as well as others obliquely inwardly towards costa not prominent. The paler scales over the middle of the wing are slightly brilliant. Hind wings pale, slightly smoky, with paler fringes longer about anal angle and internal margin. In color this smaller species with rounded primaries resembles the preceding, but the

wing is darker, more blotchy and ferruginous. The longer fringes about anal angle of the hind wings remind one of *Teras*, to which I was at first disposed to refer both species, but the point of departure of vein 2 on the fore wings and the straightness of the median nervure are opposed to the characters of that genus.

Habitat, Texas (Belfrage).

***Conchylis straminoides*, Grote.**

The fore wings widen outwardly, lapping a little at internal angle. Pale soft ochreous, with a median olivaceous band on the fore wings which below appears as a very large and very intensely colored ferruginous spot taking up the inferior half of the band and resting on internal margin. The apical region is powdered with dark scales and the wing terminally shaded downwardly with olivaceous. The costa is also darker dotted at base. Thus there are indications of three darker transverse shades. Fringes pale. Beneath the primaries are dark fuscous, except along internal margin. Above, the hind wings are pale with a light fuscous shade; beneath with a sprinkling of fuscous scales about the costo-apical region. Labial palpi dependent.

Habitat, Buffalo, N. Y.

Resembles *C. straminea* of Europe and more distantly *C. angulata*, *Robinson*, from this State.

II. Catalogue of the Sphingidae of North America.

SINCE the North American species of Sphingidae were enumerated in 1868, by the late Mr. Coleman T. Robinson and myself, a few additional species have been discovered in our Territory, and are here included. A very few generic changes have been also found necessary, and are here introduced. No authentic captures of *Phil. Satellitia*, or *Dil. Brontes*, have been reported from any part of our Territory. These were formerly retained among our species, for the reason that they occur near our southern borders, as also, partly, that some of our own species had been mistaken for them, as will in fact appear from an examination of synonymy here acknowledged. The geographical limits here accepted, and the signs used, are the same as those adopted in the List of the Lepidoptera of North America.

AUG. R. GROTE.

BUFFALO, April 21, 1873.

SPHINGIDAE.

Subfamily, **BOMBYLIAE** (*Hübner*).

Tribe, **VULGARES** (*Hübner*).

ARCTONOTUS, Boisduval (1852).

Type: *Arctonotus lucidus*, *Boisduval*.

lucidus, *Boisduval*.

California.

LEPISIESIA, Grote (1865).

Type: *Macroglossa flavofasciata*, *Barnston MS.*

flavofasciata, *Grote*.

Macroglossa flavofasciata, *Walker*.

Canada.

HEMARIS, Dalman (1816).Type: *Sphinx fuciformis*, *Linnaeus*.**Thetis**, *Grote*.*Macroglossa Thetis*, Boisduval.*Sesia thetis*, Grote and Robinson.

California.

tenuis, *Grote*.

New York; Pennsylvania.

diffinis, *Grote*.*Macroglossa diffinis*, Boisduval.*Sesia diffinis*, Harris.? *Sphinx fuciformis*, † Smith.

Canada; New York; Pennsylvania.

marginalis, *Grote*.

Michigan.

axillaris, *Grote*.*Sesia axillaris*, Grote and Robinson.

Texas.

HAEMORRHAGIA, Grote and Robinson (1865).Type: *Sesia Thysbe*, *Fabricius*.§ *Chamaesesia*, *Grote*.**gracilis**, *Grote and Robinson*.

Canada; New York.

§ *Haemorrhagia*, *Grote and Robinson*.**Buffaloensis**, *Grote and Robinson*.

New York.

uniformis, *Grote*.*Sesia ruficaudis*, † Walker.*Sesia uniformis*, Grote and Robinson.

Labrador; Canada; New York; Pennsylvania.

Floridensis, *Grote and Robinson*.

Florida.

Thysbe, *Grote and Robinson*.*Sesia Thysbe*, Fabricius.*Sphinx pelusgus*, Cramer.? *Sesia cimbiciformis*, Stephens.? *Sesia ruficaudis*, Kirby.

Massachusetts; New York; Pennsylvania.

fuscicaudis (*Walker*).—*Macroglossa fuscicaudis*, Boisduval MS.

Georgia (Abbot).

AELLOPOS, *Hübner* (1816).Type: *Sphinx Titan*, *Cramer*.**Titan**, *Hübner*.*Sphinx Titan*, *Cramer*.*Macroglossum annulosum*, *Swainson*.*Macroglossa balteata*, *Kirtland*.

Ohio; Texas.

Tantalus, *Hübner*.*Sphinx Tantalus*, *Linnaeus*.*Sphinx zonata*, *Drury*.

Texas.

EUPROSERPINUS, *Grote and Robinson* (1865).Type: *Euproserpinus Phaeton*, *Grote and Robinson*.**Phaeton**, *Grote and Robinson*.*Macroglossa Erato*, *Boisduval*.

California.

Tribe, AEQUIVOCAE (*Hübner*).**THYREUS**, *Swainson* (1821).Type: *Thyreus Abbotii*, *Swainson***Abbotii**, *Swainson*.

Massachusetts; New York; Pennsylvania.

AMPHION, *Hübner* (1816).Type: *Sphinx Nessus*, *Cramer*.**Nessus**, *Hübner*.*Sphinx Nessus*, *Cramer*.

Canada; New York; Pennsylvania.

ENYO, Hübner (1816).Type: *Sphinx lugubris*, *Linnaeus*.**lugubris**, *Walker*.*Sphinx lugubris*, *Linnaeus*.*Sphinx Phegeus*, *Cramer*.*Enyo Phegeus*, Hübner, Verzeichniss.? *Enyo lugubris*, Hübner, Zutraege.¹

Georgia; Alabama; Texas.

DEIDAMIA, *Clemens* (1859).Type: *Pterogon*? *inscriptum*, *Harris*.**inscripta**, *Clemens*.*Pterogon*? *inscriptum*, *Harris*.? *Sphinx Japic*, *Cramer*.

Massachusetts; New York; Pennsylvania.

PROSERPINUS, Hübner (1816).Type: *Sphinx Oenotherae*, *Denis and Schifferlin*.**Clarkiae**, *Clemens*.*Pterogon Clarkiae*, *Boisduval*.

California.

Gaurae, *Hübner*.*Sphinx Gaurae*, *Abbot and Smith*.

Georgia.

Subfamily **DEILEPHILAE** (*Hübner*).Tribe, *PALLIDIVENOSAE* (*Hübner*).**DEILEPHILA**, *Ochsenheimer* (1816).Type: *Sphinx livornica*, *Esper*.**Chamaenerii**, *Harris*.²*Sphinx epilobii*, *Harris MS*.*Deilephila galii*, † *Walker*.*Deilephila canadensis*, *Guenée MS*.? *Deilephila intermedia*, *Kirby*.

Canada; Lake Superior; Massachusetts; New York; Pennsylvania.

¹ This reference, I think, should be transferred to the synonymy of *Enyo Gorgon*; Dr. Herrich-Schaeffer, however, does not agree with me on this point.² In 1865 I drew attention to certain characters, which I think readily distinguish our American species. M. Guenée (*Annales de la Société Entomologique de France*, 4ième, Serie 8, p. 7) speaks of the distinguishing characters of *D. chamaenerii* as "très-suffisants." I am, therefore,

lineata, Harris.*Sphinx lineata*, Fabricius (Syst. Ent. 1775).*Sphinx daucus*, Cramer (Plate 125, D. 1779).

California; Canada to Texas.

Tribe, ELEGANTES (*Hübner*).**DUPO, Hübner (1816.)****Vitis.***Sphinx vitis*, Linnaeus, Drury, Fabricius, Denis and Schifferlin,
Cramer (267, C), Abbot and Smith, Westwood.

— — Merian (Plate 47, upper figure teste Linnaeus).

Sphinx fasciatus, Sulzer.*Dupo jussieuae*, Hübner.*Philampelus vitis*, Harris.*Philampelus vitis* (larva), Clemens.*Philampelus jussieuae* (imago) Clemens.*Philampelus fasciatus*, Lucas.

New Jersey; Southern States.

Linnei.*Sphinx vitis*, ‡ Cramer (268, E).*Dupo vitis*, ‡ Hübner, Verzeichniss.*Philampelus vitis*, ‡ Walker, Herrich-Schaeffer.*Philampelus vitis*, ‡ (imago), Clemens.

Alabama (Auth. Calverley).

PHILAMPELUS, Harris (1839).Type: *Daphne Pandorus*, *Hübner*.**Pandorus, Walker.***Daphne Pandorus*, Hübner.*Philampelus satellitia*, ‡ Harris.*Philampelus ampelophaga*, Boisduval MS.? *Sphinx satellitia* Fabricius, Drury (not of Linnaeus).

Massachusetts; New York; Pennsylvania.

Achemon, Harris.*Sphinx Achemon*, Drury.*Sphinx Crantor*, Cramer.

Massachusetts; New York; Pennsylvania; Southern States.

not agreed with a certain hasty opinion to the contrary, in the pages of the Canadian Entomologist, expressed by Mr. Herman Strecker. M. Guenée conjectures that the description of *Deilephila Oxybaphi*, Clemens, an apocryphal species, is based on a larva of *Deilephila chamaenerii*.

PACHYLIA, Walker (1856).Type: *Sphinx ficus*, *Linnaeus*.**Lyncea**, *Clemens*. —

Texas.

ARGEUS, Hübner (1816).Type: *Sphinx Labruscae*, *Linnaeus*.**Labruscae**, *Hübner*.*Sphinx Labruscae*, *Linnaeus*.

New Jersey; Philadelphia (Auth. C. A. Blake).

Tribe, OBLIQUOSTRIATAE (*Hübner*).**METOPSILUS**, Duncan (1852).Type: *Sphinx Torsa*, *Linnaeus*.**Torsa**, *Duncan*.*Sphinx Torsa*, *Linnaeus*.

Canada to Texas.

(?) **Proene** (*Clemens*). —California (Auth. *Clemens*).Tribe, UNCINNATI (*Hübner*).**DARAPSA**, Walker (1856).Type: *Sphinx Choerilus*, *Cramer*.**Choerilus**, *Walker*.*Sphinx Choerilus*, *Cramer*.*Sphinx Azaleae*, *Abbot and Smith*.

Massachusetts; New York; Southern States.

versicolor, *Clemens*.*Chocrocampa versicolor*, *Harris*.

Massachusetts; New York (Buffalo).

Myron, *Walker*.*Sphinx Myron*, *Cramer*.*Sphinx pampinatrix*, *Abbot and Smith*.*Otus Cnotus*, *Hübner*.

Canada; New York; Southern States.

Subfamily **SMERINTHI** (*Hübner*).Tribe, **ANGULATI** *Hübner*.**PAONIAS**, *Hübner* (1816).Type: *Sphinx excaecatus*, *Abbot and Smith*.**excaecatus**, *Hübner*.*Sphinx excaecatus*, *Abbot and Smith*.

Canada; Massachusetts; New York; Southern States.

pavoninus, *Geyer*. —Pennsylvania (*Auth. Geyer*). *An spec. praeec.?***myops**, *Hübner*.*Sphinx myops*, *Abbot and Smith*.*Smerinthus rosacaerum*, *Boisduval*.

New York; Pennsylvania; Southern States.

CALASYMBOLUS,³ *Grote* (1873).Type: *Sphinx Astylus*, *Drury*.**Astylus**.*Sphinx Astylus*, *Drury*.*Sphinx Io*, *Boisduval*.*Smerinthus integerrima*, *Harris*.

Massachusetts; New York; Pennsylvania.

SMERINTHUS, *Latreille* (1809).Type: *Sphinx ocellatus*, *Linnaeus*.**ophthalmicus**, *Boisduval*.

California.

geminatus, *Say*.

Canada; Massachusetts; New York; Pennsylvania.

Cerisii, *Kirby*.⁴Hudson's Bay Territory (*Kennicott*).

³ Gr.: *καλῶ* et *ἀσύμβολος*. The genus differs from *Paonias* in the shape of the secondaries, and from *Smerinthus* in antennal structure.

⁴ I regret to differ entirely from the conclusions reached by Mr. Lintner, in an interesting article on the variation of *Smerinthus geminatus* (*Entomological Contribution II*). I think also that in no event should *Drury's* name be brought into use for our common species, since his illustration is discordant. I learn from Mr. Strecker that a specimen referable to this genus has been received from the Isthmus. Mr. Lintner's reasons for referring *Drury's* and *Kirby's* illustrations to *S. geminatus* must be conceded, I think, to be partly speculative. In 1865 I satisfied myself that *Kirby's* figure was faithful and his species valid.

Tribe: DENTATAE (*Hübner*).

LAOTHOE, *Fabricius* restr. (1807).

Type: *Sphinx Populi*, *Linnaeus*.

modesta.

Smerinthus modesta, *Harris*.

Smerinthus princeps, *Walker*.

Lake Superior; Canada; Massachusetts; New York.

CRESSONIA, *Grote and Robinson* (1865).

Type: *Sphinx juglandis*, *Abbot and Smith*.

juglandis, *Grote and Robinson*.

Sphinx juglandis, *Abbot and Smith*.

Canada; Massachusetts; New York; Southern States.

Subfamily, **MANDUCAE**, (*Hübner*).

Tribe, PONDEROSAE (*Hübner*).

CERATOMIA, *Harris* (1839).

Type: *Agrius Amyntor*, *Hübner*.

Amyntor, *Grote and Robinson*.

Agrius Amyntor, *Hübner*.

Ceratonia quadricornis, *Harris*.

Canada; Massachusetts; New York; Pennsylvania; Michigan.

DAREMMA, *Walker* (1856).

Type: *Daremma undulosa*, *Walker*.

undulosa, *Walker*.

Sphinx Brontes, † *Boisduval*, *Species Général*.

Macrosila Brontes? *Walker*.

Ceratonia repentinus, *Clemens*.

Connecticut; New York; Pennsylvania; Michigan.

DILUDIA, Grote and Robinson (1865).Type: *Sphinx Brontes* (*Drury*), Grote.**Jasminearum**, *Grote and Robinson*.*Sphinx jasminearum*, Boisduval.

New York; Pennsylvania.

leucophaeata (*Clemens*). ———

Texas (Auth. Clemens).

MACROSILA, Walker emend. (1856).Type: *Sphinx rustica*, *Fabricius*.**rustica**, *Walker*.*Sphinx rustica*, Fabricius.*Sphinx chionanthi*, Abbot and Smith.

Pennsylvania; Virginia; Southern States.

Carolina, *Clemens*.*Sphinx carolina*, Linnaeus.

Massachusetts; New York; Pennsylvania; Southern States.

Celeus, *Grote and Robinson*.*Phlegothontius Celeus*, Hübner.*Sphinx quinquemaculata*, Stephens.*Sphinx carolina*, † Donovan.

Canada; Massachusetts; New York; Pennsylvania.

Cingulata, *Clemens*.⁵*Sphinx cingulata*, Fabricius.*Sphinx Druroei*, Donovan.*Sphinx convolvuli*, † Abbot and Smith.

New York; Pennsylvania; Southern States.

SPHINX, Linnaeus restr. (1758).Type: *Sphinx ligustri*, *Linnaeus*.**Drupiferarum**, *Abbott and Smith*.

Canada; New York; Pennsylvania; Southern States.

Kalmiae, *Abbot and Smith*.

Canada; New York; Pennsylvania; Southern States.

⁵ The European *Sphinx convolvuli* falls in after our *M. cingulata*, and belongs to *Macrosila*. See Grote and Robinson, *Annals New York Lyceum*, Vol. 8, 1866.

Chersis, *Grote and Robinson*.*Lethia chersis*, Hübner.*Sphinx cinerea*, Harris.

Canada ; Massachusetts ; New York ; Pennsylvania.

LETHIA, Hübner restr. (1816).Type: *Sphinx Gordius*, *Cramer*.**Gordius**, Hübner.*Sphinx Gordius*, *Cramer*.

Canada ; New York ; Pennsylvania.

luscitiosa.*Sphinx luscitiosa*, *Clemens*.

New York ; Wisconsin.

AGRIUS,⁶ Hübner restr. (1820).Type: *Agrius eremitus*, *Hübner*.**eremitus**, *Hübner*.*Sphinx sordida*, *Harris*.

Massachusetts ; New York ; Pennsylvania ; Wisconsin.

lugens.*Sphinx lugens*, *Walker*.

Texas.

DOLBA, *Walker* (1856).Type: *Sphinx Hylaeus*, *Drury*.**Hylaeus**, *Walker*.*Sphinx Hylaeus*, *Drury*.*Sphinx Prini*, *Abbot and Smith*.

Massachusetts ; New York ; Pennsylvania ; Southern States.

⁶ I accept Mr. Lintner's restriction of Hübner's generic term with pleasure. The name cannot be used for any of the species included under it in the Verzeichniß. I have hitherto neglected to observe the structure of this and allied forms.

Tribe, LEVES (*Hübner*).

DILOPHONOTA, Burmeister (1856).

Type: *Sphinx Ello*, *Linnaeus*.

Ello, *Burmeister*.

Sphinx Ello, *Linnaeus*.

New York; Pennsylvania; Southern States.

obscura, *Grote and Robinson*.

Sphinx obscura, *Fabricius*.

? *Erinnyis Stheno*, *Hübner*.

Pennsylvania.

HYLOICUS, *Hübner* (1816).

Type: *Sphinx pinastri*, *Linnaeus*.

Sequoiae (*Boisduval*).

California.

Strobi (*Boisduval*).

California?

plebeia, *Grote*.

Sphinx plebeia, *Fabricius*.

Massachusetts; New York; Pennsylvania.

ELLEMA, *Clemens* (1859).

Type: *Ellema Harrisii*, *Clemens*.

Coniferarum.

Sphinx coniferarum, *Abbot and Smith*.

Georgia.

Harrisii, *Clemens*.

Sphinx coniferarum, † *Harris*.

Canada; Massachusetts; New York.

Pineum, *Lintner*.

Canada (?); New York State.

LAPARA,⁷ Walker (1856).Type: *Lapara bombycoides*, Walker.**bombycoides**, Walker. —

Canada (Auth. Walker).

⁷ A critical comparison between specimens of *Ellema Harrisii* and a figure of *Lapara bombycoides*, executed in England, convinces me that the two species, if distinct, cannot be separated by any uncomparative description. The fore wings in the drawing of *L. bombycoides* seem narrower, with the external margin quite oblique, the apices more produced. So also the external prominent dentatedly lunulate transverse band is more oblique, and its representation in the picture gives it a more even general course; whereas in *Ellema Harrisii* it is a little outwardly bent opposite the cell, and there is a depression at submedian interspace. The hind wings appear a little more rounded and the head more sunken in the drawing. But in every detail of size, color and characteristic marking, there is so great a correspondence between the two that I am inclined to believe that the drawing represents an individual of *E. Harrisii*, and I hope an occasion will be soon offered for sending specimens of *Ellema Harrisii* to London for verification.

Hyloicus and *Ellema* appear to me to recall, sufficiently strongly as to be noticed, certain European Bombycidae, such as *Dendrolimus pini*, which are considered by some authors as typical of the latter family, but which have apparently no American representatives.

III. Catalogue of the Zygaenidae of North America.

SINCE the publication in the "List," of the North American Zygaenidae in 1868, by the late Coleman T. Robinson and myself, several new forms have been described by Dr. A. S. Packard, Jr., and Mr. Richard H. Stretch. In the valuable work of the latter Author, now appearing in Parts, are also several suggestions in relation to the synonymy of certain species, which I here adopt. In the Fourth Annual Report of the Trustees of the Peabody Academy of Science, Dr. Packard suggests that *Eupsychoma geometrica*, *Grote*, from Colorado, is the same or rather a variety of *Nemeophila petrosa*, *Walker*. I have described and figured two species of *Nemeophila* from California, and also examined Mr. Walker's types of the genus in the British Museum. My type of *Eupsychoma* is in the collection of the American Entomological Society, and I did not have it with me in 1867 for comparison when in London. It differs from Mr. Walker's type and description by the immaculate secondaries, and it is broader winged. Dr. Packard's remarks show me, however, that I have probably erroneously referred the species to the present family in 1865, and it is here excluded. From what we already know of the distribution of this Family, we may expect the discovery of many more species from Southern California, the South-western Territories and Texas. In my Notes on the Zygaenidae of Cuba, 1866, I have drawn comparison between the profusional intertropical representation of the Family and this limited number, both of genera and species which appear as inhabitants of the Atlantic District, where the Bombycidae are the prevailing element. In the present "Catalogue" all species not occurring within the Faunal limits embraced by Dr. Le Conte's List of the Coleoptera are omitted.

AUG. R. GROTE.

BUFFALO, April 28, 1873.

ZYGAENIDAE.

Subfamily **HESPERI-SPHINGES**, *Latreille*.Tribe, **ALYPHINI**, *Grote*.**ALYPIA**, Hübner (1816).Type: *Zygaena 8-maculata*, *Fabricius*.§ *Androloma*.¹**Lorquini**, *Grote and Robinson*.

California; Colorado Territory.

similis, *Stretch*. —

California.

MacCullochii, *Kirby*.

Nevada; Canada; Nova Scotia.

Ridingsii, *Grote*.

Colorado Territory; Nevada; California.

Brannani, *Stretch*. —

California.

§ *Alypia*.**Dipsaci**, *Grote and Robinson*.

California.

Sacramenti, *Grote and Robinson*.

California.

octomaculata, *Hübner*.*Zygaena octomaculata*, *Fabricius*.♀ *Alypia octomaculalis*, *Hübner*.♂ *Alypia quadriguttalis*, *Hübner*.*Phalaena albomaculata*, *Cramer*.

Anticosti Island; Massachusetts; New York; Pennsylvania.

¹Gr.: ἀνδρῖον et λωμα. I include in this section the species with a drum-like expansion of the costa in the male. The type is *Alypia Lorquini*.

Langtonii, Couper.*Alypia octomaculata*, † ²Walker (in part).

Canada; New York; Pennsylvania.

Mariposa, Grote and Robinson.

California.

lunata, Stretch. —

California.

Grotei (Boisduval). —? *Agarista bimaculata*, Herrich-Schaeffer, fig. 26.

California.

Tribe, PSYCHOMORPHINI, Grote.

PSYCHOMORPHA, Harris (1839).Type: *Noctua Epimenis*, Drury.**Epimenis**, Harris.*Noctua Epimenis*, Drury.

Massachusetts; New York; Pennsylvania.

Tribe, EUDRIINI, Grote.

EUSCIRRHOPTERUS, Grote (1866).Type: *Euscirrhopterus Poeyi*, Grote.**Gloveri**, Grote.

Texas.

² While Mr. Walker, in the British Museum Lists, refers Canadian specimens of *A. Langtonii* to *A. 8-maculata*, I think it probable that Mr. Couper describes the latter species as the male of *A. Langtonii*. This supposition, however, becomes unlikely when we see that Mr. Couper quotes my letter describing the male *A. 8-maculata*, with which he is unacquainted, in the same Paper. If Mr. Couper is correct, we have to do with a species in which, while the female has but a single spot on the hind wings, the male has two spots, like *A. 8-maculata*. But I think I have both sexes of *A. Langtonii* agreeing with Mr. Couper's original illustration. A mistake is the more likely to have happened, since Mr. Couper compares his species, in the first instance, with *A. MacCullochii*, Kirby, instead of with *A. 8-maculata*. Kirby gives the color of the spots on both wings in his species as white. Both Kirby's very good figure and a specimen before me from Owen's Lake, Nevada, show a sulphur tinge on both wings, though more decidedly on the primaries. *A. Langtonii* ♀ has also the spots concolorous on either wing, and it is probably only in *A. 8-maculata* that the spots on the primaries are sulphur yellow and on the hind wings white. Now that we have also a Californian species described with all the spots white, our remark as to the correspondence in the color of the spots between the species of *Alypia* inhabiting the same Faunal District, becomes incorrect.

EUDRYAS, Boisduval (1836).Type: *Euthisanotia unio*, *Hübner*.**brevipennis**, *Stretch*. —California (Auth. *Stretch*).**unio**, *Boisduval*.*Euthisanotia unio*, *Hübner*.

Canada; Massachusetts; New York; Pennsylvania.

grata, *Harris*.*Bombyx grata*, *Fabricius*.

Canada; Vermont; Massachusetts; New York.

Subfamily **GLAUCOPES** (*Hübner*).Tribe, **HORAMINI**, *Grote*.**HORAMA**, *Hübner* (1816).Type: *Sphinx Pretus*, *Cramer*.**Texana**, *Grote*.*Horomia plumipes*, † *Clemens*.

Texas.

Tribe, **HYALINAE** (*Hübner*).**LAEMOCHARIS**, *Herrich-Schaeffer* (1850).Type: *Laemocharis Pertyi*, *Boisduval MS*.**Pertyi**, *Herrich-Schaeffer*. —

Georgia.

COSMOSOMA, *Hübner* (1820).Type: *Cosmosoma Omphale*, *Hübner*.**Omphale**, *Hübner*.

Georgia; Alabama; Florida; Texas.

SYNTOMEIDA, *Harris* (1839).Type: *Syntomeida Ipomacae*, *Harris*.**Ipomacae**, *Harris*. —*Glaucoptis Euterpe*, *Herrich-Schaeffer*, fig. 430.? *Euchromia ferox*, *Walker*.

Georgia.

Tribe, CTENUCHINI, Grote.

SCEPSIS, Walker (1854).

Type: *Glaucopis fulvicollis*, Hübner.

fulvicollis, Walker.

Glaucopis fulvicollis, Hübner.

Glaucopis semidiaphana, Harris.

Scepsis Packardii, Grote.³

California; Maine to Florida.

CTENUCHA, Kirby (1837).

Type: *Ctenucha Latreillana*, Kirby.

§ *Ctenucha*.

Virginica, Grote.

Sphinx Virginica, Charpentier.

Ctenucha Latreillana, Kirby.

Canada; Maine; New York (Buffalo).

Cressonana, Grote.

Colorado Territory.

§ *Euctenucha*.⁴

ochroscapus, Grote and Robinson.

Ctenucha corvina, Boisduval.

California.

multifaria, Grote and Robinson.

Apistosa? multifaria, Walker.

Glaucopis rubroscapus, Ménétrics.

California.

Robinsonii, Boisduval. —

California.

Harrisii, Boisduval. —

California.

³Mr. Stretch considers the Californian *S. Packardii*, as not specifically distinct from our Eastern *S. fulvicollis*.

⁴Gr.: "Ev et *Ctenucha*. The type of this section is *Ctenucha multifaria*. For the structural peculiarities of the Californian species, see *Trans. Am. Ent. Soc.*, Vol 1, p. 330.

brunnea, *Stretch*. —
California.

§ *Philoros*, *Walker*.

venosa, *Walker*.
Texas.

PYGARCTIA, Grote (1871).

Type: *Pygarectia abdominalis*, *Grote*.

abdominalis, *Grote*.
Alabama.

Tribe, VARIEGATAE (*Hübner*).

GNOPHAELA, Walker (1854).

Type: *Dioptis aequinoctialis*, *Walker*.

vermiculata, *Grote and Robinson*.
Callalucia vermiculata, *Grote*.
Colorado Territory.

Hopfferi, *Grote and Robinson*.
California; Oregon.

latipennis (*Boisduval*). —
California.

Tribe, IMMACULATAE (*Hübner*).

ACOLOITHUS, Clemens (1860).

Type: *Acoloitus falsarius*, *Clemens*.

falsarius, *Clemens*.
Harrisina Sanborni, *Packard*.
Pennsylvania; New York; Illinois.

HARRISINA, Packard (1864).

Type: *Procris Americana*, *Harris*.

Americana, *Packard*.
Procris Americana, *Harris*.
Massachusetts; New York; Pennsylvania.

Texana, *Stretch*. —

Texas.

coracina, *Packard*.

Aglaope coracina, Clemens.

Texas.

TRIPROCRIS,⁵ *Grote* (1873).

Type: *Procris*? *Smithsonianus*, Clemens.

Smithsonianus.

Procris? *Smithsonianus*, Clemens.

Texas.

Tribe, PYROMORPHINA (*Herrich-Schaeffer*).

PYROMORPHA, *Herrich-Schaeffer* (1850).

Type: *Pyromorpha dimidiata*, *H.-S.*

dimidiata, *Herrich-Schaeffer*.

Malthaca perlucidula, Clemens.

? *Lycomorpha centralis*, Walker.

New York ; Pennsylvania ; Illinois.

Tribe, LYCOMORPHINI, *Grote*.

LYCOMORPHA, Harris (1839).

Type: *Sphinx Pholus*, *Drury*.

Pholus, *Harris*.

Sphinx Pholus, *Drury*.

Canada ; Maine ; New York ; Pennsylvania.

miniata, *Packard*. —

Southern California.

Palmerii, *Packard*. —

Arizona.

⁵ The diagnosis of this genus is given by Dr. Clemens, in the Proceedings of the Academy of Natural Science of Philadelphia for 1860, page 540, under the name "*Procris* ?."

ANATOLMIS, *Packard* (1864).Type: *Anatolmis Grotei*, *Packard*.**Grotei**, *Packard*.

Colorado Territory.

Subfamily **CYDOSIINAE**, *Grote*.Tribe, CYDOSIINI, *Grote*.**CYDOSIA**, *Westwood*.Type: *Phalaena nobilitella*, *Cramer*.**aurivitta**, *Grote and Robinson*.

Texas.

imitella,⁶ *Stretch*.

Texas.

⁶ On a comparison with Cuban and South American specimens of *C. nobilitella*, the Texan species is seen to be distinct, as suggested by Mr. Stretch in his conscientious work on the Bombycidae and Zygaenidae, page 163. It is, however, not unlikely that the two names here cited refer to a single species.

IV. Conclusions drawn from a study of the Genera Hypena and Herminia

BY AUG. R. GROTE.

I HAVE recently identified M. Guenée's descriptions of North American Deltoids in a series of Papers contained in the Fourth Volume of the Transactions of the American Entomological Society. To the third Paper I have given a list of our species. I have endeavored to separate as accurately as my ability, and the material as yet placed at my disposal, would allow me, a number of species which might be loosely classed under Schrank's genus *Hypena*.

I have considered *Hypena* as restricted by Hübner in 1816. Hübner cites under this name the European species, *Palpalis*, *Decimalis*, *Obsitalis*, and *Rostralis*. The genus thus corresponds with Lederer's second Group of *Hypena*, and is typically represented in our Fauna by *Hypena Humuli*, *Harris*. In this species the compressedly elongated labial palpi extend much beyond the head, and are as long, or nearly as long as the thorax; the third joint is continuous and shortly scaled. The primary wings are narrow and crambiform, without a lappet at internal angle. Our species are *HYPENA EVANIDALIS*, *Robinson*, and *HYPENA HUMULI*, *Harris*, from the Eastern and Middle States, and *HYPENA CITATA*, *Grote*, from Alabama.

I would follow this genus by our common species from the Atlantic District, the *Hyblaea scabra* of Fabricius, in which the still narrow wings swell suddenly at outer third, and are developed at internal angle somewhat as in *Pseudothyatira*, *Plusia* or even *Conchyliis*, and have a sinuate internal margin. The third joint of the palpi is neither so shortly scaled, so continuous, nor so long as in *Hypena*. An exceedingly valuable communication made to me by Mr. Lintner discovers the fact that M. Guenée's *Hypena erectalis* is the female form of this species. There is then a sexual character

in the breadth of the hind wings, which are disproportionately ample in the male. I propose for the species the name *PLATHYPENA*¹ *SCABRA*. Lederer agrees with Hübner in a generic separation of the European *crassalis*, under the name *Bomolocha*. In this genus the costal edge is arcuate or even, much as in *Plathypena*, but the internal margin of the primaries is straight. Through the kindness of Mr. Lintner, Mr. Meske sends me a specimen taken near Albany, which seems to be the European *crassalis*, and differs from *Baltimoralis* in the absence of the peculiar neck-like constriction of the median space inferiorly. Our congeneric species are: *BOMOLOCHA BALTIMORALIS* (Guenée), *BOMOLOCHA ABALIENALIS* (Walker), *BOMOLOCHA MANALIS* (Walker), *BOMOLOCHA BIJUGALIS* (Walker), and *BOMOLOCHA MADEFACTALIS* (Guenée). Differing from this genus by the sinuate or depressed costal margin of the primaries, which are acute at the apices and produced on external margin opposite the middle, as well as by the more ample concolorous wings, woolly body scales and stouter build, we have two species from the Atlantic District which I separate from the foregoing under the name *MACRHYPENA*.² The type is *Hypena deceptalis*, Walker. Our species are *MACRHYPENA DECEPTALIS*, and *MACRHYPENA PROFECTA* (Grote). We may follow these by *LOMANALTES LAETULUS*, Grote, which differs by the oblique external margin of the primaries and essentially in their shape.

Two species from the Atlantic District are conspicuous by their even shape and dead black color, hardly relieved by pale scale marks. All the angles of the primaries are softened; the wings are shorter and broader; the eyes larger; the whole appearance more nocturnal. I have described these under *Hypena*. They appear to me most nearly related to *Bomolocha*, but the palpi are very short. They may be known as *EUHYPENA*³ *TOREUTA* (Grote), and *EUHYPENA SORDIDULA* (Grote).

Latrielle seems at first to have used his term *Herminia* in a synonymous sense with *Hypena*, or indeed as embracing the whole Group of Deltoids. Treitschke limits it to a number of European species among which is the European *Pyralis tentacularis*, Linnaeus. Hübner and Stephens have accepted many genera for

¹Gr.: *πλάτης* et *Hypena*. ²Gr.: *μάκρος* et *Hypena*. ³Gr.: *Ἔν* et *Hypena*.

Treitschke's species of *Herminia*. It seems to me we may do justice to all their observations and restrict *Herminia* to a genus of which *Herminia tentacularis* would be the type. Schrank's term, *Polypogon*, it must be remembered, is preoccupied and must be abandoned. Hübner's term, *Paracolax*, is restricted by Stephens to the European *derivalis*, *nemoralis* and *tarsicrinalis*. Stephens' restriction of *Macrochilo*, *Hübner*, to the European *cribralis*, should apparently be followed. For our species, that appear to me congeneric with the European included by Lederer in his Group A of *Zanclognatha*, I use this term. There is an agreement in the curvature of the second palpal joint, the fore tibiae are provided with a fan-shaped brush capable of expansion, the species are rather heavy and the primaries seem narrow with straighter external margin than usual. Our North American species are *ZANCLOGNATHA LAEVIGATA* (Grote), *ZANCLOGNATHA CRURALIS* (Guenée), *ZANCLOGNATHA MARCIDILINEA* (Grote), *ZANCLOGNATHA OBSCURIPENNIS* (Grote), and *ZANCLOGNATHA OCHREIPENNIS* (Grote). For Guenée's *Herminia morbidalis*, I propose the term *CHYTOLITA*.⁴ *CHYTOLITA MORBIDALIS* (Guenée), differs from *Zanclognatha* in the straight second palpal joint, and from *Pechipogon* in the shape of the wings and neuration as indicated by Guenée. It was a common species about Philadelphia and has been reported to me by Mr. J. A. Lintner as taken near Albany. It is easily recognized by the guttate subterminal line.

Rather resembling *Chytolita* in general appearance, but in reality nearer to *Zanclognatha* in the shape of the second palpal joint, is *Herminia pedipillalis* Guenée, for which I propose the generic term *PITYOLITA*.⁵ As to how far this may be found to agree with any of the European species contained in Lederer's second Group of *Zanclognatha*, I am not clear, but in the incomplete brush on the fore tibiae, the frailer form and broader wings, it is easily separated from our species that I have arranged under Lederer's genus. There remains but to be noticed two species already described by myself under the name *Philometra*, and which, in some respects, have a resemblance to the European *Herminia tentacularis*. These two species just alluded to as under *Philometra*, agree remarkably in

⁴Gr.: χυτός et λιτός.

⁵Gr.: πικύω et λιτός.

most of the structural characters I have been able to discover, but differ in the comparative length of the pectinations of the antennae. The species are *PHILOMETRA LONGILABRIS*, *Grote*, and *PHILOMETRA SERRATICORNIS*, *Grote*. I designate the former as the type of the genus. At the moment I prefer to separate the genera I have here discussed on other than antennal peculiarities.

I have received from Mr. Lintner some very curious examples of *Zanclognatha laevigata*, showing the excessive variability of this species. Sometimes the median space is dark, bronzed or purpled, sometimes clear when the base of the wing and the hind region are obscurely tinted. I have indicated the existence of these variational tendencies in my original description of the species which was made from large material.

V. Descriptions of New Species of Fungi

BY CHAS. H. PECK.

[Read before this Society June 6th, 1873.]

HYMENOMYCETES.

Agaricus (Amanita) russuloides, Peck.

Pileus at first ovate, then expanded or convex, rough with a few superficial warts or entirely smooth, viscid when moist, widely striate-tuberculate on the margin, pale yellow or straw color; lamellae close, free, narrowed toward the stem, white; stem firm, smooth, stuffed, annulate, equal or slightly tapering upward, bulbous; annulus thin, soon vanishing; volva fragile, subappressed; spores broadly elliptical, .0004* long, .0003' broad.

Plant 2'-3' high, pileus 1.5'-2' broad, stem 3"†-5" thick.

Grassy ground in open woods. Greenbush, June. This species is remarkable for the thin striate-tuberculate margin of the pileus which causes it to resemble some species of *Russula*.

Agaricus (Lepiota) fuscoscummeus, Peck.

Pileus hemispherical or convex, rough with numerous erect pointed blackish-brown scales; lamellae close, white, free; stem equal, thickened at the base, hollow or stuffed with a cottony pith, floccose, brown; spores .0003' × .00014'.

Plant 2'-3' high, pileus 1.5'-2' broad, stem 3" thick.

Ground in woods. Croghan. September.

Agaricus (Lepiota) oblitus, Peck.

Pileus convex or expanded, subumbonate, smooth or obscurely squamose from the breaking up of the veil, viscid, alutaceous inclining to tawny, the umbo generally darker; lamellae crowded, free, whitish or yellowish, some of

*One accent (') = inch or inches.

†Two accents (") = line or lines.

them forked; stem equal or slightly tapering upward, floccose, viscid, smooth at the top, hollow or containing a cottony pith; annulus obsolete; spores $.00016' \times .00012'$.

Plant 2'-3' high, pileus 2'-3' broad, stem 3" thick.

Ground in frondose woods. Lowville. September.

Agaricus (*Armillaria*) ponderosus, Peck.

Pileus thick, compact, convex or subcampanulate, smooth, white or yellowish, the naked margin strongly involute beneath the slightly viscid persistent veil; lamellae crowded, narrow, slightly emarginate, white inclining to cream color; stem stout, subequal, firm, solid, coated by the veil, colored like the pileus, white and furfuraceous above the annulus; flesh white; spores nearly globose, $.00016'$ in diameter.

Plant 4'-6' high, pileus 4'-6' broad, stem about 1' thick.

Ground in woods. Copake. October.

The veil for a long time conceals the lamellae and finally becomes lacerated and adheres in shreds or fragments to the stem and margin of the pileus.

Agaricus (*Tricholoma*) rubicundus, Peck.

Pileus convex, then expanded or centrally depressed, viscid, slightly tomentose on the margin when young, smooth, or sometimes with a few scales either on the disk or on the margin, red; lamellae close, white, becoming spotted with red, some of them forked; stem firm, equal, solid, slightly pruinose, white, often stained with red; spores $.00028' \times .00016'$.

Plant 3'-5' high, pileus 3'-5' broad, stem 6"-8" thick.

Ground in woods. New Scotland. October.

Agaricus (*Tricholoma*) flavescens, Peck.

Pileus firm, convex, often irregular, dry, smooth, sometimes cracking on the disk into minute scales, white or pale yellow, minutely tomentose on the margin when young; lamellae close, floccose on the edge, white or pale yellow; stem firm, solid, often unequal, central or eccentric, colored like the pileus; spores subglobose, $.0002'$ in diameter.

Plant caespitose, 2'-3' high, pileus 2'-3' broad, stem 4"-6" thick.

Old pine stumps. Bethlehem and North Greenbush. October.

Agaricus (*Tricholoma*) decorosus, Peck.

Pileus firm, at first hemispherical, then convex or expanded, coated with numerous brownish subsquarrose tomentose scales, dull ochraceous or tawny; lamellae close, rounded and slightly emarginate at the inner extremity, the

edge subcrenulate; stem solid, equal or slightly tapering upward, white and smooth at the top, elsewhere tomentose, scaly and colored like the pileus; spores broadly elliptical, $.0002' \times .00015'$.

Plant subcaespitose, 2'-4' high, pileus 1'-2' broad, stem 2"-4" thick.

Rotten logs in woods. Catskill Mountains and Rock City. September and October.

Agaricus (Tricholoma) multipunctus, Peck.

Pileus brittle, broadly convex, sometimes centrally depressed or subumbilicate, densely dotted with minute brown or blackish scales, yellowish-brown, the disk often darker; lamellae close, slightly emarginate, yellow, sometimes with a darker edge; stem subequal, squamulose-punctate, hollow, colored like the pileus; spores suborbicular, $.00016'$ in diameter.

Plant subcaespitose, 1'-2' high, pileus 1'-2' broad, stem 2"-4" thick.

Rotten logs in woods. Sandlake and Adirondack Mountains. July and August.

This species is related to *Ag. rutilans*.

Agaricus (Tricholoma) lacunosus, Peck.

Pileus convex or expanded, dry, lacunose, densely furfuraceous, bright golden yellow; lamellae subdistant, white, the interspaces sometimes veiny; stem firm, solid, equal or slightly tapering downwards, scaly or furfuraceous, colored like the pileus.

Plant 1'-2' high, pileus 1' broad, stem 1" thick.

Fallen branches and decaying wood. Savannah. August.

The colors are well retained in the dried specimens. The lacunae of the pileus give it a somewhat reticulated appearance.

Agaricus (Tricholoma) laterarius, Peck.

Pileus convex or expanded, sometimes slightly depressed in the center, pruinose, whitish, the disk often tinged with red or brown, the thin margin marked with slight subdistant short radiating ridges; lamellae narrow, crowded, white, prolonged in little decurrent lines on the stem; stem nearly equal, solid, white; spores globose, $.00018'$ in diameter.

Plant 3'-4' high, pileus 2'-4' broad, stem 3"-5" thick.

Ground in woods. Worcester. July.

Agaricus (Tricholoma) limonium, Peck.

Pileus thin, smooth, yellowish; lamellae crowded, narrow, not forming decurrent lines on the stem, lemon-yellow; stem tapering downwards, smooth, striate, rooting.

Plant 3'-4' high, pileus 2'-3' broad, stem 3"-4" thick.

Ground in woods. Worcester and Croghan. July and September.

The lemon color of the lamellae and the root-like prolongation of the stem characterize this species.

Agaricus (*Tricholoma*) *virescens*, Peck.

Pileus convex or expanded, sometimes depressed centrally, moist, smooth, dingy-green, the margin sometimes wavy or lobed; lamellae close, gradually narrowed toward the outer extremity, rounded or slightly emarginate at the inner, white; stem subequal, stuffed or hollow, thick but brittle, whitish, sometimes tinged with green; spores broadly elliptical, $.0002' \times .00015'$.

Plant 3'-5' high, pileus 3'-5' broad, stem 6"-12" thick.

Mossy ground in open woods. North Elba. July.

Agaricus (*Tricholoma*) *fumidellus*, Peck.

Pileus subumbonate, smooth, moist, dingy-white or clay colored, clouded with brown; lamellae close, subventricose, whitish; stem equal, smooth, solid, whitish; spores, $.00018' \times .00015'$.

Plant 2'-3' high, pileus 1'-2' broad, stem 2"-3" thick.

Ground in woods. New Scotland. October.

The disk is generally darker than the margin. The pileus becomes paler in drying. The stem splits easily.

Agaricus (*Tricholoma*) *fallax*, Peck.

Pileus firm, convex or expanded, rarely depressed in the center, moist, smooth, dull saffron color; lamellae crowded, narrow, tapering toward the outer extremity, rounded at the inner, yellow; stem short, smooth, stuffed or hollow, usually tapering toward the base, colored like the pileus; spores minute, subelliptical, $.00012'$ long.

Plant gregarious, 1'-1.5' high, pileus 6"-15" broad, stem 1" thick.

Ground under spruce and balsam trees. North Elba. July.

Agaricus (*Tricholoma*) *thujinus*, Peck.

Pileus convex or centrally depressed, smooth, hygrophanous, pale alutaceous, the margin generally irregular, wavy or lobed; lamellae crowded, thin, abruptly emarginate, alutaceous; stem slightly thickened at the top, smooth, hollow, concolorous, whitish-villous at the base.

Plant 2' high, pileus 2' broad, stem 2"-3" thick.

Swampy ground under *Thuja occidentalis*. Memphis. August.

Agaricus (Tricholoma) Hebeloma, Peck.

Pileus broadly conical or subcampanulate, obtuse, thin, hygrophanous, striatulate brown and dark on the disk when moist, grayish when dry; lamellae broad, rounded behind and deeply emarginate, yellowish; stem equal, hollow, smooth, pallid; spores $.00028' \times .00016'$.

Plant 1' high, pileus 6" broad, stem scarcely 1" thick.

Ground in woods. Worcester. July.

This plant closely resembles some species of the subgenus Hebeloma, but the color of its spores forbid its reference to that subgenus.

Agaricus (Clitocybe) connexus, Peck.

Pileus thin, subumbonate, clothed with a minute appressed silkiness, white, the margin sometimes faintly tinged with blue; lamellae crowded, narrow, white inclining to yellowish; stem equal or tapering downwards, solid, whitish.

Plant 2'-3' high, pileus 2'-3' broad, stem 2" thick.

Ground in woods. Croghan. September.

The lamellae are not strongly decurrent and sometimes terminate abruptly, hence it might easily be mistaken for a Tricholoma. The margin of the pileus is sometimes marked with slight ridges as in *Ag. laterarius*. The odor is weak but aromatic and agreeable.

Agaricus (Clitocybe) albissimus, Peck.

Pileus convex or expanded, dry, smooth, soft, pure white; lamellae crowded, short-decurrent, white, some of them forked at the base; stem equal, smooth, solid, white.

Plant growing in rings, 2'-3' high, pileus 2'-3' broad, stem 2'-3" thick.

Ground in woods. Croghan. September.

The pure white color and soft texture is retained in the dried specimens.

Agaricus (Clitocybe) maculosus, Peck.

Pileus centrally depressed, smooth, marked with numerous watery spots when moist, having slight short radiating ridges on the margin; lamellae crowded, narrow, long-decurrent, pallid or yellowish, some of them forked; stem slightly thickened at the base, smooth, stuffed or hollow, colored like the pileus.

Plant 2'-3' high, pileus 1.5'-2' broad, stem 2"-3" thick.

Ground in woods. Croghan. September.

The spots of the pileus resemble those of *Ag. marmoreus*. They generally disappear as the plant becomes dry.

Agaricus (Clitocybe) Truncicola, Peck.

Pileus thin, firm, expanded or centrally depressed, smooth, dry, white; lamellae narrow, thin, crowded, adnate-decurrent; stem equal, stuffed, smooth, often eccentric and curved, whitish.

Plant 1' high, pileus 1' broad, stem 1" thick.

Trunks of frondose trees, especially maples. Croghan. September.

Agaricus (Clitocybe) subzonalis, Peck.

Pileus thin, centrally depressed or subinfundibuliform, marked with two or three obscure zones, with a slight appressed silkiness, pale yellow; lamellae close, narrow, equally decurrent, some of them forked, pallid or yellowish; stem equal, slightly fibrillose, stuffed, pale yellow.

Plant 2' high, pileus 2'-3' broad, stem 2"-4" thick.

Ground in woods. Croghan. September.

Agaricus (Clitocybe) Gerardianus, Peck.

Pileus thin, funnel-form, hygrophanous, striatulate when moist, brown, rough with scattered blackish points; lamellae decurrent, close, a little paler than the pileus, some of them forked; stem rather long, flexuous, smooth, stuffed, concolorous, white at the base.

Plant 2'-3' high, pileus 8"-12" broad, stem .5"-1" thick.

Sphagnous marshes. Sandlake and New Paltz. June.

Agaricus (Collybia) coloreus, Peck.

Pileus convex, subumblicate, slightly fibrillose, hygrophanous, yellow, sometimes tinged with red, the margin exceeding the lamellae; lamellae moderately close, emarginate, yellow; stem equal, smooth, hollow, sometimes eccentric, yellow.

Plant 1'-2' high, pileus 8"-12" broad, stem 1" thick.

Decaying wood. Croghan. September.

Agaricus (Collybia) succosus, Peck.

Pileus firm, convex or campanulate, minutely tomentose, cinereous or brownish-gray, the margin generally exceeding the lamellae; lamellae thin, close, emarginate and slightly decurrent-toothed, tapering toward the outer extremity, whitish; stem firm, equal or slightly tapering upward, minutely tomentose, containing a whitish pith; spores minute, subglobose, .00015' in diameter; flesh subcartilaginous, abounding in a thin watery or serum-like juice, changing to purplish or black when cut.

Plant 1'-3' high, pileus 6"-12" broad, stem 1' thick.

Decaying prostrate trunks of trees in woods. Portville and Croghan. September.

This is a very remarkable and somewhat aberrant species. In color it resembles dark forms of *Heydnium gelatinosum*. The stem is sometimes eccentric. The juice exudes from wounds as in species of *Lactarius*.

Agaricus (Collybia) myriadophyllus, Peck.

Pileus very thin, broadly convex, then expanded, sometimes umbilicate, hygrophanous, watery-brown when moist, pale ochraceous or alutaceous when dry; lamellae very numerous, crowded, narrow, rounded at the stem and slightly emarginate, brownish-lilac; stem equal, smooth, stuffed, reddish-brown; spores subelliptical, minute, .00012' long.

Plant subcaespitose, 1'-1.5' high, pileus 8"-12" broad, stem .5" thick.

Decaying wood and fallen branches in woods. Portville. September.

The color of the lamellae is remarkable.

Agaricus (Myceena) subcaerulens, Peck.

Pileus very thin, convex or campanulate, obtuse, smooth, striate, pale bluish-green; lamellae narrow, close, tapering outwardly, white; stem slender, equal, pinkish-white, slightly pruinose; spores subglobose, .00025' in diameter.

Plant caespitose, 2' high, pileus 4"-8" broad.

Trunks of beech trees in woods. Adirondack Mountains. July.

The disk is more highly colored than the margin and the pileus has a separable cuticle.

Agaricus (Myceena) minutulus, Peck.

Pileus convex or campanulate, smooth, striatulate, papillate; lamellae broad, subdistant, with a slight decurrent tooth; interspaces reticulated by transverse veinlets which descend on the lamellae; stem short, slender, firm, smooth or sprinkled with minute mealy particles.

Plant gregarious, white throughout, 8"-12" high, pileus 2"-4" broad.

Bark of prostrate trunks in woods. Portville. September.

Agaricus (Myceena) roseocandidus, Peck.

Pileus convex or broadly campanulate, subpapillate, striate nearly to the apex, white or rosy-red; lamellae close, uncinatae, colored like the pileus; stem slender, smooth, white.

Plant 2' high, pileus 4"-6" broad.

Among mosses in woods. Adirondack Mountains. July.

Usually the whole plant is pure white, but sometimes the pileus has a delicate rosy hue except on the apex and the margin. The striations of the pileus remain in the dried specimens. The papilla is sometimes very prominent, sometimes wanting.

Agaricus (*Mycena*) miratus, Peck.

Pileus thin, campanulate, umbilicate, smooth, striate, cinereous; lamellae narrow, slightly uncinuate, whitish; stem long, filiform, smooth, whitish, radicate, villous at the base.

Plant 1.5'-2' high, pileus 3''-4'' broad.

Among fallen leaves in copses. Center. October.

This species may be known by the umbilicate pileus and the long striae which extend to the umbilicus.

Agaricus (*Omphalia*) olivarius, Peck.

Pileus convex, umbilicate, smooth, yellowish-olive; lamellae arcuate, decurrent, subdistant, pale yellow; stem equal, short, smooth, hollow, colored like the pileus; spores subglobose or broadly elliptical, .00026' long.

Plant 1'-1.5' high, pileus 1' broad, stem 1" thick.

Burnt ground under balsam trees. North Elba. July.

Agaricus (*Omphalia*) rugosodiscus, Peck.

Pileus thin, convex, then expanded, smooth, hygrophanous, striatulate when moist, brown, rugose-wrinkled on the disk, the thin margin often wavy; lamellae narrow, close, arcuate, decurrent, white; stem equal, short, smooth, hollow, often curved, whitish.

Plant 1'-1.5' high, pileus 6"-12" broad, stem .5" thick.

Decaying prostrate trunks of trees in woods. Croghan and Worcester. July and September.

Agaricus (*Pluteus*) sterilomarginatus, Peck.

Pileus broadly convex or expanded, with a slight appressed tomentum, white faintly tinged with pink, the thin margin exceeding the lamellae; lamellae close, subventricose, free, minutely eroded on the edge, pale flesh color; stem short, equal, solid, smooth, whitish; spores subglobose, angular, with a central nucleus, .00025' in diameter.

Plant 1' high, pileus 6"-12" broad, stem .5" thick.

Decaying woods and sticks in woods. Portville. September. The pileus is sometimes cracked and then has the appearance of being coated with a thin scaly paste.

Agaricus (Pluteus) granularis, Peck.

Pileus convex or expanded, subumbonate, rugose-wrinkled, sprinkled with minute blackish granules, varying in color from yellow to brown; lamellae rather broad, close, ventricose, free, whitish, then flesh-colored; stem equal, solid, pallid or brown, usually paler at the top, velvety, with a short close plush; spores subglobose, about .0002' in diameter.

Plant 2'-3' high, pileus 1'-2' broad, stem 1¹/₂" thick.

Old logs in woods. Pine Hill and Worcester. July.

The granules form a sort of plush which is more dense on the disk of the pileus and its wrinkles than on the margin.

Agaricus (Entoloma) cyaneus, Peck.

Pileus convex, dry, minutely scaly, brown or brownish-violaceous; lamellae whitish, then tinged with flesh color; stem subequal, hollow, scaly and violaceous toward the top; spores angular, .00033' × 00025'.

Plant 2' high, pileus 1'-1.5' broad, stem 1" thick.

Decaying wood and old mossy trunks in woods. Pine Hill and Worcester. June and July.

Agaricus (Leptonia) foliomarginatus, Peck.

Pileus convex, umbilicate, scabrous on the disk, bluish-brown, the disk a little darker; lamellae broad, subdistant, plane, whitish, then flesh-colored, the edge entire and colored like the pileus; stem smooth, equal, solid below, with a small cavity above, concolorous.

Plant 1'-2' high, pileus 6"-10" broad, stem .5" thick.

Ground and decaying wood in groves. Maryland. July.

Agaricus (Nolanea) fuscofolius, Peck.

Pileus thin, conical or campanulate, papillate, smooth, hygrophorous, dark brown and striatulate when moist, grayish-brown and shining when dry; lamellae ascending, narrowed toward each end, brown; stem equal, stuffed, smooth, concolorous, with a white mycelium at the base; spores irregular, nucleate, .00033' × .00025'.

Plant 1' high, pileus 3"-6" broad, stem 5" thick.

In woods on old logs. Maryland. July.

Agaricus (Pholiota) albocrenulatus, Peck.

Pileus fleshy, firm, convex or campanulate, subumbonate, viscid, rough with dark-brown or blackish floccose scales, yellowish-brown; lamellae broad, subdistant, emarginate, white crenulate on the edge, grayish, then ferruginous;

stem firm, equal or slightly tapering upward, stuffed or hollow, squamose and pallid below the evanescent ring, white and slightly furfureaceous above; spores subelliptical, $.00045' \times .00025'$.

Plant 3'-5' high, pileus 2'-3' broad, stem 3"-5" thick.

Mossy base of maple trees in woods. Adirondack Mountains. July and August.

Under a lens the lamellae appear to be beaded on the edge with minute milky globules.

Agaricus (Pholiota) Acericola, Peck.

Pileus broadly convex, glabrous, rugose-reticulated or corrugated, hygrophanous, yellow; lamellae close, emarginate, grayish, then ferruginous-brown; stem equal or thickened at the base, hollow, fibrillose-striate, white; annulus large; spores elliptical, $.00035' \times .00025'$.

Plant 3'-4' high, pileus 2'-3' broad, stem 3"-5" thick.

Mossy trunks of maple trees in woods. North Elba. August.

Agaricus (Pholiota) discolor, Peck.

Pileus thin, convex, then expanded or slightly depressed, smooth, viscid hygrophanous, watery-cinnamon and striatulate on the margin when moist, bright ochraceous yellow when dry; lamellae close, narrow, pallid, then pale ferruginous; stem equal, hollow, fibrillose-striate, pallid; annulus distinct, persistent; spores elliptical, $.00028' \times .0002'$.

Plant subcaespitose, 2'-3' high, pileus 8"-16" broad, stem 1" thick.

Old logs in woods. Greig. September.

The change in color when passing from the moist to the dry state is very marked.

Agaricus (Pholiota) cerasinus, Peck.

Pileus broadly convex, smooth, hygrophanous, watery-cinnamon when moist; yellow when dry; lamellae close, emarginate, yellow, then cinnamon color; stem solid, equal, often curved, furfureaceous at the top; annulus slight, fugacious; flesh yellow; spores elliptical, rough, $.0003' \times .0002'$.

Plant caespitose, 2'-4' high, pileus 2'-4' broad, stem 2'-4' thick.

Old prostrate trunks of trees in woods. Sterling. August.

When fresh it has a strong cherry-like or amygdaline odor.

Agaricus (Hebeloma) pallidomarginatus, Peck.

Pileus brittle, broadly convex, sometimes irregular, smooth, hygrophanous, brown with a pale margin when moist, ochraceous and subatomaceous when dry; lamellae close, thin, rounded and slightly emarginate at the stem, taper-

ing outwardly, ochraceous-brown; stem usually long and flexuous; equal or tapering upward, hollow, a little paler than the pileus, white-floccose at the base; spores subelliptical, $.0004' \times .0002'$.

Plant gregarious 1'-3' high, pileus 6"-12" broad, stem 1" thick.

Ground in swamps and wet places. Sandlake. September.

Agaricus (Hebeloma) stellatosporus, Peck.

Pileus convex, dry, rough with numerous squarrose or erect scales, brown; lamellae pallid becoming brown; stem equal, scaly, concolorous; spores subglobose, rough with little nodules, $.0003'$ in diameter.

Plant 2' high, pileus 1' broad, stem 1" thick.

Ground in woods. Croghan. September.

This plant bears a close resemblance to *Ay. mutatus*, but the persistent scales and rough spores distinguish it.

Agaricus (Hebeloma) griseoscabrosus, Peck.

Pileus hemispherical or convex, dry, rough with scales and appressed fibres, cinereous, the margin whitish when young; lamellae close, broad, whitish, then ochraceous-brown; stem firm, solid, fibrillose or slightly scaly, subconcolorous; spores smooth, $.00035' \times .0002'$.

Plant gregarious, 1.5'-2' high, pileus 6"-10" broad, stem 1"-1.5" thick.

Ground in open pine woods. Bethlehem. October.

Agaricus (Naucoria) bellulus, Peck.

Pileus thin, convex, moist, smooth, bright watery-cinnamon; lamellae crowded, narrow, emarginate, yellow, becoming darker with age; stem equal, hollow, often curved, smooth, reddish-brown; spores, $.0002' \times .00014'$.

Plant 1' high, pileus 6"-12" broad.

Decaying hemlock trunks in woods. Lowville and Sandlake. September.

It is sometimes caespitose. It is difficult to find a mature specimen of this plant in which the lamellae have not a stained or spotted appearance as if bitten by some small insect.

Agaricus (Naucoria) geminellus, Peck.

Pileus convex, even, firm, dry, yellowish-red, the margin paler; lamellae crowded, emarginate, pale yellow; stem equal, smooth, containing a white pith or a small cavity, colored like the pileus; flesh white; spores $.00033' \times .0002'$.

Rotten wood. Croghan. September.

The dimensions and habit are the same as in the last species, to which this is clearly related. Its lamellae also have the same peculiar appearance.

Agaricus (Naucoria) discomorbidus, Peck.

Pileus thin, convex or expanded, smooth, slightly viscid, reddish-brown or dull chestnut; lamellae narrow, crowded, minutely serrulate, white or pallid, then brownish; stem equal, stuffed, smooth, slightly mealy at the top, white; flesh white; spores nucleate, $.0004' \times .00025'$.

Plant 2'-3' high, pileus 1'-1.5' broad, stem 1''-2'' thick.

Ground in woods. Croghan and Copake. September and October.

In the dried specimens the disk has a dark discolored appearance as if beginning to decay.

Agaricus (Galera) expansus, Peck.

Pileus submembranaceous, expanded or depressed, viscid, plicate striate on the margin, brownish-ochre, sometimes tinged with yellow and pink hues; lamellae close, ferruginous; stem long, equal, hollow, slightly pruinose, faintly striate, yellow; spores $.00045' \times .00028'$.

Plant 3'-4' high, pileus 1' broad, stem 1'' thick.

Decaying wood. Sandlake and Memphis. August.

Agaricus (Galera) callistus, Peck.

Pileus thin, expanded, subumbonate, smooth, viscid, striatulate on the margin, olivaceous or ochraceous, the umbo or disk bright chestnut color; lamellae thin, close, ventricose, easily separating from the stem, yellowish, becoming bright ferruginous; stem equal, hollow, pruinose, yellow, spores $.00035' \times .0002'$.

Plant 1'-1.5' high, pileus 6''-10'' broad, stem .5'' thick.

Exsiccated water-holes in wooded swamps. Croghan. September.

In the dried specimens the lamellae are white on the edge and the pileus has assumed a dull metallic green color.

Agaricus (Galera) Coprinoides, Peck.

Pileus membranaceous, soon expanded, often split on the margin, plicate-sulcate to the small even disk, yellowish inclining to ochre; lamellae close, slightly rounded behind, concolorous; stem equal, short, hollow, minutely hairy-pruinose, white; spores $.00028' \times .0002'$.

Plant 1' high, pileus 6'' broad, stem .5'' thick.

Grassy ground. Sterling. August.

The appearance of the pileus is suggestive of some of the smaller Coprini.

Agaricus (Crepidotus) Herbarum, Peck.

Pileus thin, at first resupinate, with the margin incurved, clothed with white down, at length somewhat reflexed, less downy, the margin spreading; lamellae narrow, not crowded, diverging from a naked lateral or eccentric point, white, then tawny; spores slightly curved, $.00028' \times .00014'$.

Pileus 2"-4" broad.

Dead stems of herbs. North Greenbush. October.

Agaricus (Psalliota) diminutivus, Peck.

Pileus expanded or centrally depressed, sometimes with a slight umbo, dry, alutaceous, the disk rosy-brown and spotted with small appressed silky scales; lamellae close, thin, free, ventricose, brownish-pink, becoming black; stem equal or slightly tapering upward, hollow or stuffed with a whitish pith, smooth, pallid; annulus thin, persistent, white; spores $.0002' \times .00015'$.

Plant 1.5'-2' high, pileus 1'-1.5' broad, stem 1"-2" thick.

Ground in woods. Croghan. September.

Sometimes the whole pileus is reddish-brown. The flesh is quite brittle.

Agaricus (Stropharia) Howeannus, Peck.

Pileus convex, then expanded, fragile, smooth, subumbonate, yellowish; lamellae close, thin, rounded behind, eroded on the edge, whitish becoming ferruginous-brown; stem smooth, hollow, slightly thickened at the base; annulus thin, fugacious, sometimes adhering to the margin of the pileus; flesh white; spores $.00033' \times .0002'$.

Plant 3'-4' high, pileus 2'-3' broad, stem 2"-4" thick.

Center. June.

The surface of the pileus sometimes cracks into areas. The taste is bitter. The color of the spores is not a decided brown, and the plant might with almost equal propriety be referred to the subgenus *Pholiota*.

Agaricus (Hypholoma) hirtosquamulosus, Peck.

Pileus hairy-squamulose, hygrophonous, grayish-brown when moist, gray when dry; lamellae narrow, rounded at the stem, gray, then brown; stem short, firm, equal, hollow, slightly hairy-squamulose and colored like the pileus; spores subelliptical, nucleate, $.00025'$ long.

Plant 1' high, pileus 6"-10" broad, stem .5" thick.

Prostrate trunks of maple trees in woods. Portville. September.

Agaricus (Hypholoma) phyllogenus, Peck.

Pileus firm, convex, sometimes slightly umbonate, hygrophanous, reddish-brown when moist, alutaceous when dry; lamellae plane, broad, close, brown, white on the edge; stem equal, fibrillose, stuffed or hollow, expanded at the base into a thin flat disk; spores pale-brown, subglobose, .0002' in diameter.

Plant 8"-12" high, pileus 2"-4" broad, stem .5" thick.

Fallen leaves in woods. Worcester. July.

This is a very small but distinct species, remarkable for the disk-like base of the stem by which it is attached to the leaves on which it grows.

Coprinus variegatus, Peck.

Pileus fleshy, fragile, oblong-ovate, then campanulate, obtuse, hygrophanous, pale watery-brown when moist, whitish or cream colored when dry, variegated by scales and patches of a superficial ochraceous tomentum, the margin finely striate; lamellae lanceolate, crowded, ascending, free, white, then rosy-brown, finally black; stem equal, brittle, hollow, white, at first peronate-annulate, then floccose-pruinose, with white branching root-like threads at the base; spores .00033' long.

Plant densely caespitose, 3'-5' high, pileus 1'-1.5' broad, stem 2"-4" thick.

Thin soil and decaying leaves covering rocks. Slope of Crows' Nest near West Point. June.

Allied to *C. atramentarius*. When young the whole plant is coated by an abundant superficial tomentum. This soon breaks up into loose scales or patches which peel off in flakes, revealing the smooth pileus beneath. The slight abrupt annulus soon vanishes.

Coprinus insignis, Peck.

Pileus campanulate, thin, sulcate-striate to the disk, grayish fawn-color, the smooth disk sometimes cracking into small areas or scales; lamellae ascending, crowded; stem hollow, slightly fibrillose, striate, white; spores rough, .0004' x .00028'.

Plant 4'-5' high, pileus 2'-3' broad, stem 3" thick.

About the roots of trees in woods. Worcester. July.

Coprinus angulatus, Peck.

Pileus thin, hemispherical or convex, plicate-sulcate, the disk smooth; lamellae subdistant, whitish, then black; stem equal, smooth, whitish; spores compressed, angular, subovate, .0004' x .00033'.

Plant 1'-2' high, pileus 6"-12" broad, stem .5' thick.

Woods. Croghan. September.

The specific name has reference to the angular character of the spores.

Cortinarius (Myxacinum) sphaerosporus, Peck.

Pileus convex, smooth, very viscid, pale ochraceous; lamellae close, nearly plane, slightly emarginate, whitish, then cinnamon; stem tapering upward, solid, floccose, viscid, subconcolorous, white at the top; flesh white; spores nearly globose, about .0003' in diameter.

Plant 2'-4' high, pileus 2'-3' broad, stem 3"-5" thick.

Ground in woods. Croghan. September.

Cortinarius (Phlegmacium) longipes, Peck.

Pileus convex or expanded, slightly fibrillose, viscid, yellowish or pale ochraceous; lamellae close, plane, brownish-olivaceous, then cinnamon; stem long, slightly fibrillose, tapering upwards, whitish.

Plant 6' high, pileus 2'-3' broad, stem 4" thick.

Ground in woods. Croghan. September.

Cortinarius (Inoloma) lilacinus, Peck.

Pileus firm, hemispherical, then convex, minutely silky, lilac; lamellae close, lilac, then cinnamon; stem stout, bulbous, silky fibrillose, solid, whitish tinged with lilac; spores nucleate, .0004' x .00025'.

Plant 4'-5' high, pileus 3' broad, stem 4"-6" thick.

Low mossy ground in woods. Croghan. September.

Cortinarius (Inoloma) Clintonianus, Peck.

Pileus convex or expanded, with a few appressed silky fibrils, reddish-brown tinged with gray; lamellae close, dull violaceous, then cinnamon; stem solid, silky-fibrillose, tapering upwards, violaceous at the top; spores .0003' x .00025'.

Plant 2'-3' high, pileus 1'-2' broad, stem 2"-3" thick.

Ground in woods. Croghan and New Scotland. September.

Cortinarius (Inoloma) modestus, Peck.

Pileus convex or expanded, subfibrillose, even or slightly rugose-wrinkled, alutaceous; lamellae close, nearly plane, pallid, then cinnamon; stem bulbous, subfibrillose, hollow or with a white pith, concolorous; flesh white; spores .00033' x .00025'.

Plant 2' high, pileus 1'-1.5' broad, stem 2" thick.

Ground in woods. Croghan. September.

It is distinguished from the preceding species by its paler color, more bulbous stem, and the entire absence of violaceous hues in the lamellae.

Cortinarius (Telamonia) lignarius, Peck.

Pileus smooth, hygrophanous, dark watery cinnamon when moist, paler when dry; lamellae close, thin, concolorous, when young concealed by the copious white webby veil; stem equal, silky-fibrillose, hollow or with a whitish pith, subannulate, with a dense white mycelium at the base; spores $.00028' \times .0002'$

Plant subcaespitose, 1'-2' high, pileus 8"-12" broad, stem 1" thick.

Rotten wood. Catskill mountains. June.

Cortinarius (Telamonia) nigrellus, Peck.

Pileus at first conical, then convex or expanded, obtuse or subumbonate, minutely silky, hygrophanous, blackish chestnut when moist, paler when dry; lamellae close, narrow, emarginate, brownish-ochre, then cinnamon; stem subequal, silky fibrillose, pallid, often flexuous; annulus slight, evanescent; spores $.00028' \times .00016'$.

Plant 2'-3' high, pileus 1'-2' broad, stem 2"-3" thick.

Mossy ground in woods. New Scotland. October.

When moist the pileus has the color of boiled chestnuts, when dry, of fresh ones. The incurved margin of the young pileus is whitened by the veil. The lamellae are darkest when young.

Cortinarius (Hegrocybe) pulcher, Peck.

Pileus conical, then broadly convex, umbonate, often irregular, hygrophanous, ochraceous, shining and sometimes striatulate when moist, pale ochraceous when dry; lamellae subdistant, broad, emarginate, uneven on the edge, ochraceous, stem equal, solid, subflexuous, silky-fibrillose, whitish or pale ochraceous; spores $.00033' \times .0002'$.

Plant gregarious, 2' high, pileus 1'-1.5' broad, stem 1"-2" thick.

Ground in woods. New Scotland. October.

Paxillus strigosus, Peck.

Pileus dry, convex or expanded, brittle, strigose with scattered stiff hairs, whitish; lamellae close, narrow, subdecurrent, whitish, then pale cinnamon color, some of them forked; stem equal, solid, pruinose, concolorous; spores brownish-ochre, subglobose, $.00018'$ in diameter.

Plant 2' high, pileus 1'-1.5' broad, stem 1"-1.5" thick.

Ground among fallen leaves in woods. Caraghan. September.

The young plant might readily be mistaken for a species of *Clitocybe*. Owing to the very brittle character of the pileus, the lamellae are not easily separated from it. The hairs of the pileus are either erect or appressed.

Lactarius regalis, Peck.

Pileus convex, deeply depressed in the center, viscid when moist, often corrugated on the margin, white tinged with yellow; lamellae close, decurrent, whitish, some of them forked at the base; stem stout, short, equal, hollow, smooth; taste acrid; milk sparse, white quickly changing to sulphur-yellow; spores .0003'.

Plant 4'-6' high, pileus, 4'-6' broad, stem 1' thick.

Ground in woods. Croghan. September.

This interesting plant rivals *L. piperatus* in size and closely resembles it in general appearance, but the viscid pileus and sparse milk quickly changing to yellow, as in *L. chrysorrhoeus*, clearly distinguish it.

Lactarius Gerardii, Peck.

Pileus expanded or centrally depressed, dry, rugose-wrinkled, often with a minute umbo or papilla, sooty-brown, the thin spreading margin sometimes wavy or irregular; lamellae broad, distant, decurrent, white, the interspaces uneven; stem equal, solid, colored like the pileus; flesh and spores white; taste mild; milk white and unchangeable.

Plant 3'-5' high, pileus 2'-4' broad, stem 4"-6" thick.

Ground in woods and groves. Poughkeepsie, *W. R. Gerard*. Albany and Croghan. September.

In the color of the pileus and stem, this species is like the large variety of *L. fuliginosus*, but its real relationship is with *L. distans*, from which it is separated by its color and its longer equal stem, characters which may prove to be only varietal.

Russula sordida, Peck.

Pileus firm, convex, centrally depressed, dry, sordid white, sometimes clouded with brown; lamellae white, some of them forked; stem equal, solid, concolorous; spores globose, .0003'; taste acrid; flesh changing color when wounded, becoming black or bluish-black.

Plant 4'-5' high, pileus 3'-5' broad, stem 6"-12" thick.

Ground under hemlock trees. Worcester. July.

The whole plant turns black in drying.

Marasmius semihirtipes, Peck.

Pileus thin, tough, nearly plane or depressed, smooth, sometimes striate on the margin, hygrophaneous, reddish-brown when moist, alutaceous when dry, the disk sometimes darker; lamellae subdistant, reaching the stem, slightly

venose-connected, subcrenulate on the edge, white; stem equal, hollow, smooth above, velvety-tomentose toward the base, reddish-brown.

Plant gregarious, 1'-2' high, pileus 6"-9" broad, stem .5" thick.

On and among fallen twigs and leaves. West Point. June.

***Marasmius umbonatus*, Peck.**

Pileus thin, tough, expanded, umbonate, smooth, even or substriate, alutaceous, the margin at first incurved; lamellae narrow, subdistant, reaching the stem, venose-connected, sometimes branched toward the outer extremity, white; stem equal, solid, velvety-tomentose, tawny below, paler above.

Plant gregarious, 1'-1.5' high, pileus 6"-9" broad, stem .5" thick.

Ground under balsam trees. North Elba. July.

***Marasmius caespitosus*, Peck.**

Pileus fleshy, convex, even, brown, with a lilac tint, the thin margin exceeding the lamellae; lamellae close, free, somewhat united with each other at the stem, narrowed outwardly, white; stem sometimes compressed at the top, stuffed or hollow, pruinose.

Plant caespitose, 1'-2' high, pileus 6"-10" broad.

Birch stumps in woods. Richmondville, June.

***Marasmius longipes*, Peck.**

Pileus thin, convex, smooth, finely striate on the margin, tawny-red; lamellae white; stem tall, straight, equal, hollow, pruinose-tomentose, radicating, brown or fawn color, white at the top.

Plant 2'-5' high, pileus 4"-6" broad, stem .5" thick.

Among fallen leaves in woods. Savannah and Bethlehem. August and October.

The long straight slender stem is a characteristic feature of this plant.

***Marasmius glabellus*, Peck.**

Pileus membranaceous, convex, then expanded, distantly striate, often uneven on the disk, dingy-ochraceous; lamellae broad, distant, unequal free, ventricose, whitish, the upper margin and the interspaces venose; stem corneous, equal, smooth, shining, hollow, reddish-brown or chestnut, whitish at the top, with a thick mycelium at the base.

Plant 1'-2' high, pileus 6"-10" broad, stem .5" thick.

Fallen leaves in woods. Worcester and Croghan. July and September.

Marasmius stramineipes, Peck.

Pileus membranaceous, hemispherical or convex, smooth, striate, whitish; lamellae distant, unequal, white; stem corneous, smooth, shining, filiform, inserted, pale straw color.

Plant 1'-2' high, pileus 1"-3" broad.

Fallen leaves of the pitch pine, *Pinus rigida*. Center. October.

Lenzites vialis, Peck.

Pileus coriaceous, sessile, dimidiate or elongated, sometimes confluent, obscurely zoned, subtomentose, brown or grayish-brown, the margin cinereous; lamellae thin, anastomosing abundantly, pallid, cinereous-pruinose on the edge when fresh.

Pileus 6"-12" long.

Old railroad ties. North Greenbush and Center. October.

Boletus separans, Peck.

Pileus thick, convex, smooth, shining, sometimes deeply lacunose, brownish-lilac; tubes plane or slightly depressed around the stem, at first quite closed and attached to the stem, then by the expansion of the pileus usually torn from it, small, subrotund, yellow or brownish-yellow; stem solid, nearly equal, distinctly reticulated, dull lilac; spores .00055' x .00022'; flesh white, unchangeable.

Plant 3'-4' high, pileus 3' broad, stem 6"-10" thick.

Grassy ground in open woods. Greenbush. August.

In dry weather the separation of the tubes from the stem does not always take place.

Boletus affinis, Peck.

Pileus dry, minutely tomentulose, even or slightly rugose, chestnut colored, soon fading to tawny or ochraceous, the cuticle sometimes cracking into areas; tubes plane or convex, attached to the stem and sometimes depressed around it, at first white and closed, then yellow, small, unequal, angular or subrotund; stem solid, unequal, smooth, rarely reticulated at the top, pallid or tinged with dull red; spores .00035' x .00016'; flesh white, unchangeable.

Plant 2'-3' high, pileus 2'-3' broad, stem 6"-10" thick.

Grassy ground in open woods. Greenbush. July.

Boletus modestus, Peck.

Pileus firm, often irregular, dry, yellowish-brown; tubes nearly plane, attached and subdecurrent, pale ochraceous, angular and compound; stem

equal, brown, reticulated with darker lines; spores $.0004' \times .0002'$; flesh gray or pinkish gray.

Plant 2' high, pileus 2' broad, stem 2"-4" thick.

Grassy ground in open woods. Greenbush. August.

Boletus pallidus, Frost.

Pileus soft, viscid when moist, smooth, pale alutaceous; tubes plane, attached to or sometimes slightly depressed around the stem, small, subangular, pale yellow, slightly changing color when wounded; stem subequal, smooth, solid, pallid; spores $.00045' \times .00022'$.

Plant 2'-5' high, pileus 2'-4' broad, stem 4"-6" thick.

Ground in woods. North Greenbush. August.

Boletus ampliporus, Peck.

Pileus broadly convex or expanded, sometimes, slightly umbonate, dry, squamulose-tomentose, pinkish-brown; tubes convex, attached or slightly decurrent, very large, angular, compound, yellow; stem equal, solid, yellowish-brown, paler at the top, and marked by the decurrent walls of the tubes; flesh whitish tinged with yellow, unchangeable; spores pale ochraceous, with a greenish tinge, $00035' \times .00016'$.

Plant 3'-5' high, pileus 3'-4' broad, stem, 3"-6" thick.

Low mossy ground in woods. North Elba and Sandlake. August and September.

Polyporus caeruleoporus, Peck.

Pileus fleshy, broadly convex, subtomentose, moist or hygrophanous, brown; pores short, angular, decurrent, grayish-blue; stem central or eccentric, solid, colored like the pileus, sometimes tinged with the color of the pores; flesh white.

Plant gregarious or subcaespitose, 2' high, pileus 1'-2' broad, stem 2"-3" thick.

Shaded banks. Copake. October.

This and the three following species belong to the section *Mesopus*.

Polyporus griseus, Peck.

Pileus fleshy, firm, convex, often irregular, smooth or with a minute appressed silkiness, dry, gray; pores small, short, unequal, subangular, pallid, the mouths white; stem central, thick, short, concolorous; flesh pinkish-gray.

Plant 2'-3' high, pileus 3'-5' broad, stem 6"-10" thick.

Shaded banks. Copake. October.

Polyporus flavidus, Peck.

Pileus fleshy, tough, depressed or funnel-form, smooth, rarely a little villous on the disk, zonate, yellow with darker bands, the margin sometimes lobed or wavy; pores short, minute, angular, yellow; stem central, solid, slightly tapering downwards, smooth, subconcolorous.

Plant 3'-5' high, pileus 2'-4' broad, stem 3"-4" thick.

Ground in woods. Worcester. July.

Polyporus splendens, Peck.

Pileus thin, coriaceous, expanded, subumbilicate, slightly zonate, silky, shining, dark ferruginous when moist, tawny ferruginous when dry, the margin deeply fimbriate; pores small, angular, short, subconcolorous; stem slender, equal, tomentose, concolorous.

Plant 1' high, pileus 6"-10" broad, stem .5"-1" thick.

Much decayed stumps. Center. August.

Polyporus attenuatus, Peck.

Resupinate, effused, very thin, separable from the matrix, pinkish-ochre, the margin whitish; pores minute, subrotund, with thin acute dissepiments.

Prostrate trunks of deciduous trees. Croghan. September.

The pores are scarcely visible to the naked eye.

Craterellus caespitosus, Peck.

Pileus fleshy, tough, irregular, expanded, centrally depressed or funnel-form, smooth, moist, variable in color, greenish-yellow, pinkish-brown, or blackish; the margin sometimes decurved and lobed; hymenium at first smooth, then rugose-wrinkled, the folds decurrent on the short, solid, tough stem which is either central or eccentric; spores oblong, obtuse, sometimes slightly curved, .00035'-.00045' long.

Plant caespitose, 6"-12" high, pileus 6"-10" broad.

Decaying wood in swamps. Portville. September.

The pilei sometimes grow together, forming an intricate irregular tuft.

Grandinia coriaria, Peck.

Effused, membranaceous-tomentose, separable from the matrix, under side and margin tawny-yellow, upper side and minute crowded granules greenish or dingy olivaceous; spores globose, rough, .0003' in diameter.

Forming patches 1'-3' in diameter on old scraps of leather in damp places. Greenbush. August.

Thelephora Willeyi, *Clinton*.

Pileus funnel-formed, thin, smooth, obscurely zoned, white, the margin entire or laciniately toothed and lobed; hymenium smooth, concolorous; stem central, equal, solid, white.

Plant 1'-1.5' high, pileus 6"-12" broad, stem .5"-1" thick.

Ground in woods. Buffalo, *G. W. Clinton*. Lowville. September. Sometimes the pileus is split on one side down to the stem.

Stereum radiatum, *Peck*.

Resupinate or slightly reflexed, suborbicular, blackish-brown; hymenium uneven, marked with thick corrugations or ridges radiating from the center, cinnamon color.

Old hemlock logs. Catskill Mountains. June.

Corticium bicolor, *Peck*.

Thin, membranaceous, resupinate, flaccid, smooth, separable from the matrix, under surface greenish-yellow, upper surface white.

Rotten wood. Center. October.

Clavaria pusilla, *Peck*.

Stem slender, solid, rather tough, much and irregularly branched; branches unequal, divergent, tips acute.

Plant scarcely 1' high, yellowish.

Ground under spruce and balsam trees. North Elba. September.

Clavaria clavata, *Peck*.

Simple, straight, clavate, obtuse, smooth, not hollow, yellow when fresh, rugose-wrinkled and orange colored when dry.

Plant 4"-6" high.

Damp shaded banks by roadsides. Sandlake. June.

The surface of the ground where it grows is covered by a stratum of green confervoid filaments. The species is related to *C. mucida*.

Tremella colorata, *Peck*.

Plant gregarious, swollen subglobose or irregular soft pulpy and raisin-colored when moist, externally black and internally brownish-pink when dry; filaments colored in the mass; spores globose, colored like the hymenium when mature, .0005'-.0007' in diameter.

Bark of dead ash trees. Tyre. September.

Exobasidium Azaleae, Peck.

Gall subglobose, often lobed or irregular, succulent, fleshy, solid, smooth pale green or glaucous becoming pruinose; spores oblong, straight or curved, obscurely uniseptate, white, .0006'-.0008' long.

Terminal on living twigs of the pinxter plant, *Azalea nudiflora*, transforming the flower buds.

North Greenbush and New Scotland. May and June.

Exobasidium Andromedae, Peck.

Gall flattened or somewhat cup shaped, more or less lobed, smooth, pale green or green varied with red, becoming paler and pruinose with age, hollow, the cavity containing shreds of loose soft cottony filaments; spores narrow, oblong, simple, often curved near one end, white, .0007'-.0009' long.

Lateral on living branches of *Andromeda ligustrina*, transforming the leaf buds.

Center. May and June.

GASTEROMYCETES.**Lycoperdon pedicellatum, Peck.**

Subpyriform, whitish, the outer peridium persistent, forming dense angular spinose processes which are smaller toward the base of the plant; capillitium and spores greenish ochre or dingy olivaceous; spores smooth, pedicellate, globose, .00016'-.00018' in diameter, the pedicel three to five times as long.

Ground and rotten wood. Croghan and Center. September and October.

The spores resemble those of species of *Bovista*.

Diderma crustaceum, Peck.

Effused or circumambient, crowded, sessile, subglobose, smooth, white, outer peridium crustaceous, resembling the shell of some small egg, the inner delicate, appearing cinereous to the naked eye, iridescent under the microscope; columella none; spores globose, black, .0005' in diameter.

Diderma farinaceum, Peck.

Effused or circumambient, crowded, sessile, subglobose, plumbeous when moist or young, white rugulose and farinaceous when dry; spores globose, brown, black in the mass, .0004' in diameter.

Incrusting mosses and fern stems in low woods. Croghan. September.

Diderma Mariae-Wilsoni, *Clinton*.

Scattered or crowded, sessile, subglobose, smooth, white or pinkish-white, outer peridium crustaceous, within at the base brownish-pink, inner peridium delicate; columella subglobose, rugulose, slightly colored; spores globose, blackish-brown, .0004' in diameter.

Fallen leaves, sticks, moss, etc. Buffalo, *Clinton*. Memphis, Center and Sandlake. August and October.

Didymium connatum, *Peck*.

Peridium depressed or subglobose, cinereous, furfuraceous, stipitate; stems mostly connate at the base, tapering upward, longitudinally wrinkled, whitish or cream color; spores subglobose, black, .0004' in diameter.

Decaying fungi. Portville. September.

The subfasciculate mode of growth is a marked feature in this species.

Physarum pulcherripes, *Peck*.

Peridium globose, variable in color, ochraceous, gray, brown or black; stem slender, equal or slightly tapering upwards, vermillion; spores globose, brown, .00033' in diameter.

Rotten wood. Richmondville and Worcester. July.

The bright color of the stem is quite conspicuous, notwithstanding the small size of the plant.

Physarum caespitosum, *Peck*.

Peridia aggregated in tufts or clusters, crowded, sessile, smooth, brown or blackish-brown; spores dingy ochre, smooth, globose, .00025' in diameter.

Decaying wood. Greenbush. August.

Craterium obovatum, *Peck*.

Peridium obovate, rugose-wrinkled, glabrous, lilac-brown; flocci whitish; stem colored like the peridium; spores smooth, globose, black, .0005'-.0006' in diameter.

Decaying wood and fallen leaves. Center, Sandlake and Croghan. August and September.

The operculum is not always distinct, the peridium appearing frequently to be irregularly ruptured at the apex.

Stemonitis herbatica, *Peck*.

Densely fasciculate; capillitium slender, cylindrical, brown when moist, ferruginous-brown when dry; stem black, arising from a membranaceous

hypothallus, penetrating to the apex of the capillitium; spores globose, .0003'-.00035' in diameter.

Plant 2"-3" high, growing on living leaves of grass and herbs. Albany. June.

The color of this plant is almost the same as that of *S. ferruginea*, but the spores are much larger, surpassing even those of *S. fusca*.

Trichia reniformis, Peck.

Peridia gregarious or clustered, sessile, subglobose or reniform, small, brown; flocci few, short, sparingly branched; spores globose, minutely echinulate, yellow-ochre, sometimes tinged with green, .0005' in diameter.

Dead bark of striped maple, *Acer Pennsylvanicum*. Portville. September.

The branches and apices of the flocci are sometimes without spiral markings and slightly nodulose.

Perichaena flavida, Peck.

Yellow throughout; peridia crowded, clustered, sessile, variable in size and shape, shining; flocci few, short, subnodulose, obtuse, sparingly branched; spores globose, echinulate, .00045' in diameter.

Mosses. Sandlake. August.

The bright golden yellow color renders the clusters conspicuous.

CONIOMYCETES.

Dinemasporium Robiniae, Gerard.

Perithecia cup-shaped, bristly, black; spores hyaline, .0002' long, the terminal bristles about as long as the spore.

Dead wood of locust trees. Poughkeepsie, *Gerard*.

Dinemasporium acerinum, Peck.

Perithecia small, pezizoid, black, hispid with short straight scattered black hairs; spores unequally elliptical, .0003' long, the terminal bristles scarcely one-third the length of the spore.

Dry maple wood. Buffalo, *Clinton*. April.

***Puccinia pulchella*, Peck.**

Spots yellow or greenish-yellow, orbicular, rarely confluent; sori small, circinate, sometimes confluent, blackish-brown; spores .001'–.0013' long, .0006' broad.

Upper surface of leaves of *Ribes prostratum*. North Elba. July.

***Puccinia Cryptotaeniae*, Peck.**

Spots small, pallid or yellowish, sometimes tinged with purple, dotted by the sori, occasionally confluent; sori minute, clustered, at first covered by the epidermis, then surrounded by its pale ruptured remains which continue in the form of a small pustule with a contracted subcircular opening at the apex, reddish-brown; spores subelliptical, scarcely constricted, crowned with a hyaline pustule, .0011'–.0016' long, .0006' broad.

Under surface of leaves of *Cryptotaenia Canadensis*. North Greenbush. June.

***Puccinia Mariae-Wilsoni*, Clinton.**

Amphigenous; spots none; sori scattered or clustered, unequal, reddish-brown; spores subelliptical, scarcely constricted, crowned with a pustule, .0013'–.0018' long, .0007'–.0008' broad.

Leaves and stems of *Claytonia Caroliniana*. Buffalo, Clinton. Knowersville. May.

***Puccinia Lobeliae*, Gerard.**

Sori minute, scattered or confluent, tawny-brown; spores oblong-elliptical, slightly constricted at the septum and easily separating into two parts, pale, .0013'–.0016' long; pedicel short or obsolete.

Under surface of leaves of *Lobelia syphilitica*. Poughkeepsie, Gerard. The fragile spores are peculiar.

***Puccinia obtecta*, Peck.**

Cauline; sori unequal, often very large, angular or orbicular, scattered or confluent, slightly elevated, long covered by the epidermis, black; spores oblong or oblong-clavate, sometimes curved, constricted, obtuse or obtusely pointed, .0018'–.0024' long, .0008' broad; pedicel colored, seldom half as long as the spore.

Stems of *Scirpus validus* and *S. pungens*. Watkins, Montezuma Marshes and Albany. September and October.

***Puccinia linearis*, Peck.**

Amphigenous; sori very narrow, deep seated, oblong or linear, parallel, crowded, long covered by the epidermis, black; spores oblong, slightly tapering toward the base, not constricted, very obtuse or truncate, .0018'-.0024' long, .0006' broad; pedicel colored, very short.

Leaves and sheaths of grasses. Watkins. September.

This is related to *Puccinia coronata*, but it is without the apical teeth of the spore.

***Puccinia angustata*, Peck.**

Hypogenous; spots pallid or none; sori oblong or linear, sometimes regularly arranged at equal intervals in long parallel lines, narrow, black; spores narrow, oblong-clavate or elongated, septate above the middle, strongly constricted, having the lower cell more narrow than the upper, and cylindrical or slightly tapering downwards, .00018'-.0024' long, .0006' broad; pedicel colored, thick, very short.

Leaves of *Scirpus sylvaticum* and *S. Eriophorum*. West Albany and Watkins. September.

***Protomyces Erythronii*, Peck.**

Spots stained with red or purple; spores growing in the tissues of the leaf, scattered or crowded, most often arranged in short series and erumpent through narrow chinks in the epidermis, large, globose, at length black, .002'-.0026' in diameter.

Leaves and petioles of *Erythronium Americanum*. Greenbush. May.

The leaf is most frequently affected at the base of the lamina or blade.

***Ustilago Erythronii*, Clinton.**

Produced on the leaves in oblong or irregular vesicular patches, half an inch or more in length; spores globose, rough, rather large, .0006'-.00075' in diameter, black in the mass.

Leaves of *Erythronium Americanum*. Goat Island, Clinton.

***Uredo Ledicola*, Peck.**

Spots small, definite, rarely confluent, suborbicular, reddish-brown, sometimes with a darker border; sori subrotund or irregular, surrounded by the ruptured epidermis; spores subglobose, rough, .0012' in diameter, orange, with a thick hyaline epispore.

Upper surface of leaves of *Ledum latifolium*. Mt. Marey. July. Apparently quite distinct from *U. Ledi* A. & S.

Peridermium Cerebrum, Peck.

Peridia large, convex, erumpent, irregularly confluent, forming brain-like convolutions, white, rupturing irregularly, the cells radiate-striate on the margin; spores ovate-elliptical or subglobose, rough, yellow, .0008'-.0011' long.

Trunks and branches of young pine trees, *Pinus rigida*, forming excrescences half an inch to two inches in diameter. Center, *J. A. Lintner*.

Roestelia aurantiaca, Peck.

Peridia cylindrical, fragile, soon lacerated, fugacious, white; spores subglobose, bright orange, about .001' in diameter, with a thick hyaline epispore.

Unripe fruit of *Amelanchier Canadensis*. New Baltimore, *J. L. Zabriskie*. Keene. July. Also on the unripe fruit of *Crataegus*. Buffalo, *Clinton*.

The color of the spores will enable this species to be easily recognized.

Accidium Gerardiae, Peck.

Spots small, suborbicular, scattered, yellowish-green, peridia usually few, small, short, the mouth fringed with spreading or recurved teeth; spores orange, .0008' in diameter.

Leaves of *Gerardia quercifolia*. Highlands near Cold Spring. June.

Accidium album, Clinton.

Spots none; peridia scattered, short, white, the margin subentire; spores subglobose, white, about .0008' in diameter.

Under surface of leaves of *Vicia Americana*. Buffalo, *Clinton*.

Accidium Lycopi, Gerard.

Spots yellow; subiculum more or less thickened; peridia short, scattered or crowded, margin crenate; spores pale yellow.

Leaves, stems and petioles of *Lycopus Europaeus*. Poughkeepsie, *Gerard*. Buffalo, *Clinton*. June.

Accidium Hydrophylli, Peck.

Spots small, few, yellow, with a pale greenish border; subiculum thickened whitish; peridia few, generally crowded, short, the margin subcrenate; spores bright yellow or orange; spermatogonia central, on the opposite side.

Under surface of leaves of *Hydrophyllum Canadense*. Catskill Mountains. June.

HYPHOMYCETES.

***Stilbum ramosum*, Peck.**

Head subglobose, whitish or pale yellow; stem thick, smooth, branched, white above, pallid or brownish below, sometimes creeping and sending up branches at intervals; spores minute, oblong.

Dead larvae of insects buried in rotten wood. Sterling. September.

***Periconia Azaleae*, Peck.**

Plant small, .03'-.04' high, black; stem slightly tapering upward; head globose; spores subglobose or elliptical, colored, .0002'-.0003' long.

Twigs, capsules and old galls of *Azalea nudiflora*. New Scotland. June.

***Macrosporium Chartarum*, Peck.**

Flocci long, jointed, flexuous, branched, colored; branches widely spreading, somewhat nodulose; spores variable, subglobose, elliptical, obovate or pyriform, black, shining, one to three septate, with one or two longitudinal septa, .0006'-.001' long.

Damp paste board. Albany. November. It forms indefinite black spots or patches.

***Clasterisporium pedunculatum*, Peck.**

Flocci erect, opaque, septate; spores terminal, nearly straight, multiseptate, colored, mostly subfusiform or lanceolate, about .003' long, the terminal cell hyaline.

Cut surface of wood. Savannah. October.

***Streptothrix abietina*, Peck.**

Tufts pulvinate, scattered or crowded, blackish-brown; flocci branched, pale, echinulate; spores globose, minutely rough, .00025'-.0003' in diameter.

Bark of prostrate trunks of spruce trees. Sandlake. September.

The larger rough spores and echinulate threads separate this species from *S. atra*.

***Aspergillus fuliginosus*, Peck.**

Creeping flocci white, septate; fertile flocci erect, not septate, crowned with a globose head which is rough with projecting processes; spores globose, sooty-black, smooth, .00016' in diameter.

Rice paste and apple. Albany.

ASCOMYCETES.

Microsphaera Russellii, Clinton.

Amphigenous; mycelium arachnoid, evanescent; appendages 8-18, very long, flexuous, colored, paler toward the tips which are simple or one to three times divided; sporangia ovate, 4-8; spores 4, elliptical, .0007'-.0008' long.

Leaves and petioles of *Oxalis stricta*. Buffalo, Clinton. Poughkeepsie, Gerard. North Greenbush. October.

This might with almost equal propriety be referred to the genus *Erysiphe*.

Erysiphe Euphorbiae, Peck.

Mycelium thin; conceptacles small, .0035' in diameter; appendages few, long, flexuous, colored; sporangia broadly ovate, 3-4; spores 3-4, large, .001' x .00065'.

Leaves of *Euphorbia hypericifolia*. Greenbush. October.

Geoglossum simile, Peck.

Plant 1'-2' high, black, minutely hairy; club obtuse, generally compressed, sometimes with a broad shallow groove on one side, tapering into the stem; asci broad; spores fasciculate, elongate, slightly curved, seven-septate, colored, .003'-.0004' long; paraphyses slightly thickened at the tips, septate, sometimes branched.

Damp mossy ground in swamps and in peat bogs. Ft. Edward, Howe. Sandlake. September.

It is scarcely possible to separate this species from *G. hirsutum* without microscopical examination.

Vibrissea lutea, Peck.

Plant 6"-12" high, yellow, receptacle subglobose, smooth, the margin slightly lobed, inflexed, free; stem nearly equal, solid, a little more highly colored than the receptacle, longitudinally wrinkled when dry; asci clavate or cylindrical; spores long, filiform.

Prostrate mossy trunks of trees and among fallen leaves in woods. North Elba. August.

Peziza Solenia, Peck.

Cups minute, nearly cylindrical, hairy, brown, opening by a contracted, white-margined mouth; spores oblong, crowded or biseriate, uniseptate usually with four nuclei, subhyaline, .0005' long; paraphyses filiform.

Dead stems of *Eupatorium ageratoides* in damp shaded places. Watkins Glen. September.

The cups are a little longer than broad, and appear like some minute solenia.

Rhytisma linearis, Peck.

Linear, here and there interrupted or constricted, black; asci broad, clavate, eight-spored; spores very long, obtuse, strongly narrowed in the middle, involved in mucus, .002'-.003' long.

Under surface of leaves of pine trees, *Pinus Strobus*. Guilderland, Greenbush and Sandlake. June.

It forms a thick black line on the under surface of the leaf, often extending the entire length. The spores appear to consist of two oblong parts connected by a narrow neck.

Hypomyces polyporinus, Peck.

Perithecia minute, ovate or subconical, seated on a pallid subiculum, smooth, yellowish, or pale amber; asci narrow, linear; spores fusiform, acuminate at each end, nucleate, .0006'-.0007' long.

On *Polyporus versicolor*. Worcester and Croghan. July and September.

Nectria Apocyni, Peck.

Conidia. Subhemispherical or irregular, small, pale red; spores fusiform, straight, .0005'-.0006' long.

Ascophore. Caespitose or scattered, dull red, perithecia minute, pale ochraceous, and subglobose when moist, dull red collapsed or laterally compressed and rough with minute whitish scales when dry; spores biseriata, uniseptate, fusiform, nucleate, .00065'-.0008' long.

Base of dead stems of *Apocynum cannabinum*. North Greenbush. October.

Nectria mycetophila, Peck.

Perithecia crowded or scattered, minute, smooth, subglobose, pale yellow when young, then pinkish-ochre; ostiole minute, papillate, distinct, darker colored; asci subclavate; spores oblong, simple, .0005' × .00016'.

Decaying fungi. New Scotland. October.

Sphaeria Staphylina, Peck.

Perithecia minute, black, covered by the epidermis, which at length ruptures in a stellate manner or irregularly; spores biseriate, colorless, constricted in the middle, three to five septate, .0009'-.001' long, the two parts formed by the central septum unequal in diameter.

Dead twigs of *Staphylea trifolia*. Helderberg Mountains. May.

Sphaeria Desmodii, Peck.

Perithecia scattered or seriatly placed, minute, covered by the epidermis, which is pierced by the acute ostiole, black; asci clavate; spores biseriate, fusiform, colorless, four nucleate, .00035'-.0004' long.

Dead stems of *Desmodium*. Garrisons. June.

VI. Contributions to a Knowledge of North American Moths

BY AUG. R. GROTE.

[*Read before this Society, June 6th, 1873.*]

DUMERIL, in 1823, and afterwards Boisduval, in 1836, availed themselves of the structural feature offered by the different antennal forms in the Lepidoptera to establish ideal divisions, higher than Families, in the sub-order. Although not so strongly insisted upon, other considerations may have suggested themselves, apparently justifying a separation of the Butterflies from the rest of the Lepidoptera. But, as we become acquainted with the sub-order, the peculiarities of the Butterflies lessen by comparison. And since the form of the antennae is nowhere absolute, and even in reality will not always separate the Butterflies from many Moths, and since the divisions proposed by Dr. Boisduval are evidently of unequal value, and the character on which they rest of little systematic weight, the terms cannot be retained. Boisduval's terms are in part synchronous with Duméril's, which, in case of acceptance of the values intended, should be preferred. The comparatively persistent character of the clavate antennae in the Butterflies is noticed by Hübner in 1816. But it is evident that the Hesperidae, for instance, present a modification of the form of the antenna as we find it in the higher Butterflies, and are accordingly not to be indifferently classed with them. It would seem as though the succession of Family groups in the Lepidoptera is not to be disturbed by higher exact division, nor need we employ other terms than our common ones for general purposes of designation.

Professor Agassiz, in 1849, records a character which had been before unnoticed by the classifiers of the sub-order. Agassiz calls attention to the fact, that there is a common position of the

wing in all the Lepidoptera in the pupa state. The wings are then bent downwards, and the upper wings cover the lower ones, the upper surface of the latter turned sidewise. In the Papilionidae, or true Butterflies, in their adult state, the wings are raised above the body, their upper surface turned upwards and inwards, never turning outwards. In the mature Hesperian the position of the wings is different; the anterior pair only are raised, while the lower ones are stretched horizontally. In the perfect state of the lowest Moths, the wings are stretched backwards close to the body, which they more or less surround. In the varying attitude of the wings we evidently have a manifestation of the cephalic principle, and accordingly a safe basis upon which to found our systematic arrangements.

It is with diffidence that I suggest that, in the position of the wings, we have a character which might be interpreted as assigning a higher position to the Geometridae. In most of these moths there is a more frequent common ornamentation of the upper surface of the wings, perhaps predicated by the exposure of the hind pair in a state of rest to the light.

With regard to the position of the Deltoids, Lederer says:

“Ich konnte, wie gesagt, ebenfalls keine [Verschiedenheit] auffinden und trage um so weniger Bedenken, die nun aufzuführenden Arten [Deltoiden] zu den Eulen zu rechnen, als sie selbst dann, wenn noch ein sie von diesen trennendes, ausschliessliches Merkmal aufgefunden werden sollte dennoch hier und nicht bei den *Pyraliden* unterzubringen wären und der Totaleindruck sie gewiss von diesen noch weit mehr, als von den *Noctuinen* unterscheidet, überhaupt weniger in Wirklichkeit als in der Gewohnheit diese Arten als *Pyraliden* zu betrachten, besteht.”

While I am not agreed with the separation of the Cymatophorina, *Herrich-Schaeffer*, as a group equivalent to the Noctuidae, nor as having more than analogies with the Bombycidae, I think we shall be justified in considering the Deltoids as belonging to the Noctuidae; and this rather than allow an interpolation of the Family Geometridae between groups so nearly allied, that certain of our first authorities, Zeller, Lederer and Herrich-Schaeffer, cannot separate them by any tangible character.

An idea that the affinities in the Lepidoptera are net-like and not, as they seem to me, branch-like, has excused the classification, especially of the Bombycidae, adopted by v. Heineman and Staudinger, by which Subfamily groups are accorded Family rank, and so incongruous a sequence is adopted, that this would seem the end sought, rather than a natural arrangement of the Moths. No or little allowance is made for comparative characters, and the severity of the generic classification has permitted no adequate comprehension of these softer zoölogical forms. We miss any reference to American genera (without which perhaps no true limitation can be decided upon), either as illustrated by American writers or by the pens of European authors who have investigated so largely the Lepidopterous Faunae of other continents. v. Heineman establishes the European genus *Scodra*, without reference to Guenée's *Leptina*, from America, which it seems should have been compared.¹ On the other hand Packard, in 1864, has indicated in several cases the comparative generic position of European Bombycidae, and, in 1865, we have drawn attention to relationships between the Sphingidae of either continent, and in particular to the position which the European *Macrosila convolvuli* and *Sphinx ligustri* occupy with regard to the American species of the two genera.

I give here a catalogue of our North American species referable to Herrich-Schaeffer's Family *Cymatophorina*, for which I prefer Boisduval's earlier term, and regard them as forming a sub-family of the Noctuidae. Alone of any of the divisions of the family heretofore proposed, they possess a distinctive structural feature, found in the course of the costal nervure of the secondaries.

¹ Auf Seite 17, v. Heineman's Schmetterlinge Deutschlands und der Schweiz, steht, Z. 9, v. unten, "bei der Hesperiangattung *Cyclopaedes* die Hinterschienen auch mit Mittelspornen." Schlägt man, Seite 115, d. Gattung auf, so findet sich gerade des Gegentheils angegeben: "Hinterschienen nur mit Endspornen."

Family, NOCTUIDAE.

Subfamily, **NOCTUO-BOMBYCINI**, *Boisduval* (1829).Tribe, **VERAE**, *Grote* (1863).**CYMATOPHORA**, *Treitschke* (1824).Type: *Noctua flavicornis*, *Linnaeus*.**caniplaga**, *Walker*.² —

Canada (Auth. Walker).

LEPTINA, *Guenée* (1852).Type: *Leptina dormitans*, *Guenée*.**dormitans**, *Guenée*.

New York; Pennsylvania.

latebricola, *Grote*.

New Jersey.

ophthalmica, *Guenée*.

New York; Pennsylvania; Alabama.

Doubledayi, *Guenée*.

Massachusetts; New York; Pennsylvania.

formosa, *Grote*.

Massachusetts.

Tribe, **FALSAE**, *Grote* (1863).**PSEUDOTHYATIRA**, *Grote* (1864).Type: *Thyatira cymatophoroides*, *Guenée*.**cymatophoroides**, *Grote*.♂ *Thyatira cymatophoroides*, *Guenée*.

New York; New Jersey; Pennsylvania.

expultrix, *Grote*.♀ *Thyatira cymatophoroides*, *Guenée*.

Canada; New York; Pennsylvania.

² Mr. Walker's *Cymatophora viridescens* is erroneously determined generically, and I retain the present species with hesitation on the list.

HABROSYNE, Hübner (1816).Type: *Noctua derasa*, *Linnaeus*.**scripta**.*Thyatira scripta*, Gosse.*Thyatira abrasa*, Guenée.

Canada; New York; Pennsylvania; Virginia.

THYATIRA, Ochsenheimer (1816).Type: *Noctua Batis*, *Linnaeus*.**pudens**, *Guenée*.

New York; Pennsylvania.

The tribes I have adopted in the Moths are founded upon a more intimate resemblance among groups of genera; they may possibly assist us in placing the different forms into a natural position.

Dr. Packard has shown the existence of two Subfamily types in the Noctuidae, corresponding in the main with M. Guenée's Trifidae and Quadrifidae, but based on other and comparative characters. Lederer had previously shown that M. Guenée's definitions are inexact, and had contended that the Noctuidae are not susceptible of any Subfamily division.

The species thrown together under *Acronycta* appear susceptible of generic division, while our knowledge of the difficult forms is as yet extremely defective. The early stages must be studied, since we find the statements of authors that these differ widely in otherwise closely allied species. I here indicate, I fear imperfectly, the different groups into which it seems our species may be divided, not changing the general generic designation, and leaving many questions for the moment unsolved.

In 1868 we recorded our opinion of Mr. Walker's description of American Moths, based upon our personal examination of the British Museum collections. So many authorities concur in an unfavorable opinion of Mr. Walker's labors, that we need no excuse for omitting here any reference to the British Museum Catalogue, except where we have identified Mr. Walker's descriptions.

Subfamily **NOCTUINAE**, *Packard*.Tribe, **BOMBYCOIDES** (*Hübner*).**ACRONYCTA**, *Ochsenheimer* (1816).

§

vinuula, *Grote*.

New York; New Jersey; Pennsylvania.

§ *Triaena*, *Hübner* (1816).Type: *Noctua psi*, *Linnaeus*.**grisea**, *Walker*.³*Noctua grisea*, Barnston MS.

Hudson's Bay Territory.

Tritona, *Guenée*.*Triaena Tritona*, *Hübner*.

Canada; New York; Pennsylvania.

occidentalis, *Grote and Robinson*.*Acronycta psi*, † *Guenée* (in part, B).

Canada; Massachusetts; New York; Pennsylvania.

telum, *Guenée*.

New York.

morula, *Grote and Robinson*.

Canada, New York.

Lobeliae, *Guenée*.

Canada; New York; Pennsylvania.

fureifera, *Guenée*. —Amérique Septentrionale (auth. *Guenée*).**hasta**, *Guenée*. —Amérique Septentrionale (auth. *Guenée*).**interrupta**, *Guenée*.⁴ —

Georgia (described from Abbot's drawings).

³ This species differs from *Tritona* in the whitish secondaries, but otherwise closely resembles *Hübner's* species. I have examined the types in the British Museum.

⁴ From the manner of remark on page 121 of the Second Report on the Insects of Missouri, it would be inferred this species had been identified. I do not think it can be readily known from the existing description.

spinigera, *Guenée*.

New York; Pennsylvania.

connecta, *Grote*.⁵

New York.

§

funeralis, *Grote and Robinson*.

Canada; Ohio.

§

innotata, *Guenée*.*Diphthera Graefii*, *Grote*.

New York; Pennsylvania.

§ *Acronycta*, *Hübner*, restr. (1816).Type: *Noctua leporina*, *Linnaeus*.**Lupini**,⁶ *Behr*.

California.

Iepusculina, *Guenée*.*Acronycta populi*, 2d Missouri Report.

Pennsylvania; Missouri.

insita, *Walker*.New York. *Spec. distinct.?*§ *Megacronycta*,⁷ *Grote* (1873).Type: *Acronycta hastulifera*, *Guenée*.**hastulifera**, *Guenée*.*Phalaena hastulifera*, *Abbot and Smith*.*Apatela americana*, *Harris*.

Canada; Pennsylvania; Massachusetts; Southern States.

⁵ *Acronycta connecta*, n. s., ♂, is the narrowest winged species known to me. The body is rather long and stout. Hoary gray, with a testaceous tinge, the markings indistinct. The wing is darker clouded centrally and above internal margin between the basal and internal black dashes. The costal marks are very faint. The orbicular is a void, rather small annulet, and its more whitish hue contrasts. The reniform is also rather small, distinctly ringed inwardly where it is stained, incompletely margined outwardly where it is whitish. The t. p. line is well removed to the external margin superiorly. A dark shade, not a streak, opposite the cell. Terminal elongate interspaceal black streaks. Hind wings whitish with darker clouded borders. Beneath dusted, with faint dot and line.

Expanse, 1.25 inch. Sharon Springs, from O. Meske.

⁶ I have a single specimen of this species that I refer to this section. Compact, stout-bodied, and thickly scaled; primaries narrow without saggitate marks, median shade distinct, t. p. line continuous with succeeding gray shade, fringes minutely black dotted; secondaries with immaculate fringes. The specimen is obscurely colored, perhaps stained; size of *leporina*.

⁷ Gr.: *μέγας* et *Acronycta*. In this section vein 5, is hardly weaker, and the cell is in part closed by a veinlet as strong as vein 5. The fore tibiae are somewhat thickened. I do not think the species belongs to Stephens' genus *Apatela*, of which we appear to have a wrong idea

§ *Apoteia*, *Ochsenheimer* (1816).

Type: *Noctua aceris*, *Linnaeus*.

acericola, *Guenée*. —

Phalaena aceris † *Abbott and Smith*, *non alior.*

“Georgia.” *An. spec. sequent.* ?

rubricoma, *Guenée*.

New York; Pennsylvania.

luteicoma, *Grote and Robinson*.

New York; Pennsylvania.

§

brumosa, *Guenée*. —

Amérique Septentrionale (auth. *Guenée*).

Verrilli, *Grote and Robinson*.

Massachusetts; New York.

noctivaga, *Grote*.

New York; Pennsylvania.

superans, *Guenée*.

Canada; New York.

afflieta, *Grote*.

Texas; Pennsylvania.

longa, *Guenée*. —

Amérique du Nord (auth. *Guenée*).

§

clarescens, *Guenée*.

New York.

§ *Lepitoreuma*,⁸ *Grote*.

Type: *Acronycta ovata*, *Grote*.

ovata,⁹ *Grote*.

Pennsylvania.

from Harris' determination. Harris seems to have confused the two illustrations of Abbot, and while he describes our largest species, which is most probably *hastulifera* of the Insects of Georgia, he states it to be figured by Abbot and Smith as *aceris*, which it certainly is not. Harris may have been led to this by larval observations, which perhaps cannot always be considered as correctly made by Abbot. In two instances—*Phalaena angulosa*, Plate 83, and *Phalaena amasia*, Plate 90—I have shown that Abbot has represented two distinct species on one plate as from the same larva.

⁸ Gr.: *λέπις ἐτ ῥόρευμα*. This section is characterized by the ovate primaries, which broaden outwardly; the costal edge is produced at the shoulder, depressed centrally and is again full toward the apices. The scales are strongly raised in ridges along the transverse lines.

⁹ *Acronycta ovata*, *n. s.*, Plate 2, fig. 14 ♂, is of the general shape of *Hamamelis*, but very different in color and with distinct sagittate marks. Gray with a bright tinge, shaded with

Hamamelis, Guenée.

New York; Pennsylvania.

dissecta, Grote and Robinson.

Massachusetts; New York.

§

sperata,¹⁰ *Grote.*

New York; Pennsylvania.

§

xylinoides,¹¹ *Guenée.*

New York; Pennsylvania; Missouri.

§ Eulonche,¹² *Grote* (1873).Type: *Acronycta oblinita, Guenée.**oblinita, Guenée.**Phalaena oblinita, Abbot and Smith.*

Canada; New York; Pennsylvania; Southern States.

testaceous. A black basal dash extends to the twice strongly angulated t. a. line, which is geminate, the inner more distinct line composed of raised scales. Above the basal dash the humeral space is pale beyond the geminate basal half-line. Median space wide superiorly, owing to the superior wide projection of the distinct and regularly denticulated t. p. line. Orbicular rather large, pale and vague, with clouded center. Costal black marks evident. Median shade apparent by raised darker scales. Reniform vague, bisannulate, stained with deep testaceous. A very narrow black distinct dash at internal angle, broken at the pale continued s. t. line. A third black dash, indicated within s. t. line, opposite the disc. Secondaries fuscous, with the distinct black discal spot and dentate line of the paler under-surface reflected.

Expanse, 1.45 inch. Coll. Am. Ent. Soc.

¹⁰ *Acronycta sperata, n. s.*, Plate 2, fig. 1 ♂, belongs apparently to the section of *A. myricae, Guenée*. Clear blue-gray, the usual markings of the primaries distinct and erect. T. a. line geminate, waved, component lines divaricate. Orbicular small, very distinct, a blackish void annulet. Reniform well sized, also distinctly but less completely black ringed, crossed by the median shade. T. p. line regularly dentate, nearly straight, as usual inflected below median nervure. No sagittate marks; s. t. line pale, vague; a series of minute terminal black marks. Hind wings white, dusted costally; beneath white, a little dusted, no lines or spots perceivable.

Expanse, 1.35 inch. Coll. B. S. N. S. and Am. Ent. Soc.

¹¹ This species resembles *oblinita* in general appearance, but is easily distinguished by the shape of the primaries, the apices being less produced, the external margin a little straighter. The t. p. line is more distinct and removed further towards the external margin, and there is a more or less obvious streak at internal angle. Perhaps the two are confounded in the Third Annual Missouri Report, p. 71. In this same Report, the re-description of *Laphygma frugiperda, Guenée*, the corn-bud-worm moth of Abbot and Smith, as *Prodenia autumnalis*, will at least prevent, it is hoped, "in this country," the appearance of scientific descriptions of this variable species "based upon the simple examination of solitary specimens of the perfect insect, without the fact being mentioned." The italics are mine, and the quotations from page 56 of the Third Report. The species alluded to in this Report as "*Prodenia commicinae*," can certainly not be Abbot and Smith's *Commelinae*, as this is so large as not to be possibly confounded with *Laphygma frugiperda*.

¹² Gr.: "Ἐν ἐτ Δόγλην. This section is characterized by the long pointed primaries and sunken head. Vein 5 of the hind wings is a mere fold, and the cell open.

insolita,¹³ Grote.

Pennsylvania.

✓ *Agrotis pitychrous*, Grote, Plate 2, fig. 11, ♂.

Allied to *Agrotis quadridentata* and *Agrotis cicatricosa* G. & R., from Colorado Territory and to the Russian *A. acuminifera* Eversmann, as figured by Herrich-Schaeffer.

Pale grayish white from the base along costal region to the transverse posterior line which is indicated by dark dots. The costal edge is marked, showing the inception of the transverse lines which are not perceptible. The orbicular and reniform are rather large, grayish white, with more or less complete black annuli, lying on the dusky discal field that, in the male, shows a testaceous tint. The claviform mark is black and perceivable in its usual place without the transverse anterior line, the latter fragmentary. The extra basal line is geminate, even, and only discontinued at the whitish costal shade. Median vein whitish and the whitish scales extend along veins three and four to the subterminal line which is exerted at this place. Subterminal space whitish, showing black, more or less evident, cuneiform marks before the line. Terminal space dusky, constricted medially owing to the exerted portion of the subterminal line. Interspaceal blackish cuneiform marks take the place of the terminal line. Fringes stained with testaceous. The hind wings are whitish with diffuse dusky borders in the male, while in the opposite sex they are nearly wholly blackish, contrasting with the white fringes and offering a distinctional character when compared with allied species; a faint discal liture in both sexes. Beneath whitish, with dusky shadings; no transverse lines in either sex; a series of interrupted interspaceal terminal dusky marks. Corporal pubescence whitish; collar with distinct dark lines which define also the tegulae. Abdomen whitish, stained with testaceous at the extremity; ovipositor exerted in the female in which the antennae are simple, while these are finely pectinate in the male.

Expanse, 30 m. m. *Habitat*, Long Island, N. Y. (coll. J. A. Lintner).

¹³ *Acronycta insolita*, n. s., ♂, resembles *A. oblinita*, in the lanceolate primary wings, which are even longer and more produced apically. Blackish; orbits of the eyes white. Primaries uniformly blackish, the dark tone obscuring all ornamentation except the t. p. and s. t. lines, which are oblique and appear as rather broad interspaceal lunulated or squared gray marks, which, in the as usual flexed t. p. line, are marked by black outward points, the fragments of the t. p. line itself, the gray marks being the preceding shade. Hind wings white beneath, with the costal region dusted with blackish scales. Palpi with the second joint outwardly black; fore tibiae with blackish longer hair. Abdomen whitish above, darker beneath, rather long. The unusually dark color and pointed wings, together with the peculiar appearance of the transverse lines, should make this species very recognizable. This last section of the genus reminds us of *Leucania*. My specimen of *A. insolita*, expands 1.60 inch. Coll. Am. Ent. Soc.

Cloantha ramosula, *Guenée*, Plate 2, fig. 16, primary wing.

Guenée's figure of this species is not recognisable. In the description this species is compared with the type of the genus, the European *C. perspicillaris*. I believe I describe and illustrate here Guenée's *ramosula*, although the description in the *Spécies Général* is not full and appears to me contradictory in slight points. Cinereous, shaded with ochrey brown. Costal edge cinereous. Below the s. c. nervure the wing is whitish ashen from the base over the cell and, beyond the reniform, this paler shade extends, outwardly obliquely margined, to apex. Orbicular extremely indistinct, indicated by a fragmentary obliquely placed black ringlet. Reniform prominent, large, indistinctly closed outwardly, with an interior brown shade and with its annulus very distinct and black inwardly and inferiorly where it descends below vein 3 and is here surrounded by the diffuse brown shade which extends largely over the median nervules. This black marginal line of the reniform does not enclose the spot but, followed by an inner pale shade, runs upwardly to vein 5, beyond the cell, and is continued straightly outwardly, giving the spot an uncinat appearance or that of a mark of interrogation. T. p. line nearly lost, indicated by little points, visible against the cinereous costal shading. A black streak below m. nervure at the base of the wing. A series of black interspaceal subterminal dashes and whitish dentated shades border the veins terminally, becoming pointed at the fringes which they interrupt with pale dots. Beneath, pale, powdered with carneous, with faint discal dots and diffuse but little darker borders in the male, hardly expressed on the paler hind wing. *No distinct common subterminal line.* Hind wings above testaceous fuscous, with broad diffuse darker borders and reduced dot. Thorax cinereous, with an attenuate median and an upper marginal line on the collar. Guenée says: "Une seule ligne noire, fine, sur le collier."

Expanse, 32 to 35 m. m. *Habitat*, New York; Pennsylvania.

The sexes do not, perhaps, differ, but there is a variation in the distinctness of the marginal shades on the fore wings.

The species described below are to be distinguished at once from our only one hitherto noticed, by the shape of the reniform spot which is, so to speak, reversed in appearance, has not the outward inferior prolongation but an upward and inward V-shaped extension. Beneath there is less carneous shading, no or little trace of bordering bands, but a single continued finely undulate subterminal line crosses both pair of wings and is emphasized on the veins by darker dots.

Cloantha evicta, Grote, Plate 2, fig. 18, primary wing.

♂.—Color of the preceding but without the brown shading over m. nervules or the paler subcostal shade. More uniformly gray, shaded with pale testaceous brownish, with all the transverse markings more distinct. The geminate transverse posterior line is well expressed by a subcontinuous inner dark line and a succeeding pale shade. The veins are picked out by dark scales. A basal whitish subcostal fleck and black submedian streak. Ordinary lines marked on costal edge. T. a. line discernible, outwardly oblique, approximating to t. p. line toward internal margin. Reniform testaceous with faint marginal line, with an upward and inward extension which may be the fusion of the orbicular but which gives the appearance of a large compound spot notched superiorly. Terminal space testaceous brownish, interrupted by longitudinal pale dashes on either side of vein 3. A terminal dark line forming interspaceal cuneiform marks. Secondaries much as in *ramosula*; the veins are marked with darker scales and the common line of the under-surface is here reflected. Beneath whitish gray of a warm tint, powdered sparsely with dark scales; no borders but distinct discal dots and finely dentate continued subterminal line on both wings. Collar whitish gray, without middle line, but with an upper marginal distinct black line which separates the darker discolorous tegulae.

Expanse, 32 m. m. *Habitat*, New York State.

In both this and the succeeding species the head is larger, the eyes more prominent, and the palpi longer than in *C. ramosula*.

Cloantha vomerina, Grote, Plate 2, fig. 17, primary wing.

♂.—This is best described comparatively. There are no traces, or these are but extremely illegible, of the transverse lines; their absence gives the fore wings a resemblance to those of *C. ramosula*. The reniform spot is shaped as in *C. evicta*, but very distinct, owing to its being distinctly black margined. The whitish sub-costal fleck of *C. evicta* is here more diffuse and extended and touches the shoulder of the thorax. A heavy diffuse brown black shade extends over all the inferior portion of the wing, outwardly running obliquely upwardly to apex and covering terminal space. White linear shadings along veins 3 and 4 on terminal space, and thus a tendency to have these pale shadings accompany all the nervules is exposed, but in both the new species these shadings run *parallel* with the veins. Collar pale without median line but with an upper marginal line against the blackish tegulae. On the front, before the antennal insertion, I notice a gathering of the scales into two slight lateral black tufts, not apparent in *C. evicta*. Beneath much as in *C. evicta*; the palpi outwardly are blackish.

Expanse, 36 m. m. *Habitat*, New York State.

Appears to be a larger species than the others, and at first sight to differ strongly. It is, however, very nearly allied to *C. evicta*, but I know of no parallel in the genus that would excuse the reference of both under one name.

Litognatha,¹⁴ n. g.

Ocelli. Head with the scales extended tuftedly forwards on the vertex between the antennae. Male antennae with strongly setose pectinations as well as bristles on either side of the antennal stem; along the basal third the pectinations are reduced, and subobsolete on the inside, somewhat gradually becoming more apparent towards a point about one third from the base, where they seem to be massed, giving the stem a tufted or thickened appearance at this point; thus the antennae differ from the simply bristled structure presented in *Pityolita*. Labial pulpi very long and compressed with appressed squamation. Second joint nearly as long as in *Philometra*, but more bent; third joint very long, about half as long as the second. Male fore legs with slender curved tibiae and a sparse brush of long hair. [The appearance of the fore legs reminds me of the representation by Poey of *Mastigophora*.] Abdomen linear, notably long, exceeding the hind wings by about a fourth of its length. Female antennae simple, the setal hairs obsolete over the basal portion of the stem, impectinate, without nodosity; palpi a little shorter and more curved than in the opposite sex.

One of the genera allied to *Zanclognatha*. In the type, *L. nubilifascia*, the form of the transverse posterior line is unusual. Both the species I here include are slight and *L. litophora* reminds me strongly of *Pityolita* in ornamentation, but may be readily separated on structural characters. As yet I have been unable to make neurational examinations.

Litognatha nubilifascia, *Grote*, Plate 2, Fig. 3 ♂, ♀ 2.

Gray dusted with olivaceous, paler than *Pityolita pedipillalis*. Transverse anterior line indistinct. Reniform indicated by dots at extremity of cell. Transverse posterior line oblique, a little uneven, not projected opposite the cell as usual, but very slightly outwardly inflected at costa and preceded by a distinct, diffuse olivaceous shade and marked outwardly by a pale line. Subterminal line equally, and thus unusually distinct, similar to the t. p. line in appearance, less oblique. A narrow, distinct, continued marginal line. Secondaries a little paler than primaries with the outer lines of the primaries

¹⁴ Gr.: λίτρος et γράθος.

here continued. Beneath, with the lines repeated, on secondaries a discal dot. A ♂ primary wing measures 12 m. m. along costa.

Habitat, Philadelphia; Buffalo, Olean, Albany, N. Y. (3629, coll. Lintner).

The imago flies in June and July in company with *Philometra* on low grounds in herbage. Fresh specimens are deeper colored, as the active moth readily loses its scales by attrition.

***Litognatha litophora*, Grote.**

♂ ♀.—Of the usual pale gray color, but powdered with brown scales, not olivaceous, as in *Pityolita* or ochraceous as is more usual in *Zanclognatha*. The transverse posterior line has the same shape as in *Pityolita*, but it is *dark brown*, and is continued with nearly the same distinctness across the secondaries which are concolorous. Subterminal shade faint on both wings. Terminal line very distinct, dark brown, fine and subcontinuous. Fringes soiled with brownish. Beneath, the wings are darker than above. The t. p. line is reproduced with great distinctness across both wings. A primary wing measures 12 m. m. along the costal edge.

Habitat, Philadelphia; Albany (♂, 2535, Lintner legit).

***Meghypena*, n. g.**

Ocelli. Labial palpi very long, as long as the thorax; third joint small, porrected, second very long, a little excavate beneath, projected straightly forwards. Primaries wide, swelled at the shoulder, depressed medially, rising to the acute apices below which the external margin recedes, rising again opposite the median nervules; internal margin straight.

This genus differs from *Macrhypena* in the much longer palpi and acute apices of the primaries. The wings are unusually ample yet proportionate, hence differing from *Plathypena* with its wide secondaries and narrow primaries. The propinquity of the median lines is noticeable. The species are recognisable from the irrorate character of the ornamentation. Beneath, on the secondaries, this is quite noticeable, the discontinued darker streaklets reminding us of some *Geometridae* quite strongly. My material is limited to single specimens of either species.

Meghyena vellifera, *Grote*, plate 2, fig 7 ♀.

The ground color, which obtains over the basal and terminal fields of the fore wings, is pale ochrey, covered with dark strigae as in the Geometrid genus *Endropia*. These marks are visible all along the costa. On the internal margin at extreme base the wing shows a dark shade. The first of the median lines is outwardly acutely projected on the median nervure, below which it runs evenly inwardly to internal margin. Above that point it runs inversely to costa, being inwardly dentate below costal nervure. The median space is purply blackish with the ordinary spots black and distinct. The median lines show accompanying deep brownish shades on the median space that meet centrally below the median nervure. Outer median line even, like the inner line in appearance, bent at median nervure and running inwardly below it to internal margin. Subterminal line consisting of an undulating series of clouded blackish spots tipped outwardly by white scales. A large diffuse brown shade lies on external margin below the apices, obliquely margined superiorly. Terminal line dark, interrupted. Hind wings fuscous, without markings, with a dark subcontinuous terminal line, and with the discal mark and strigae of the nuder-surface reflected; fringes stained with ochreous. A primary wing measures 20 m. m. along the costa.

Habitat, Sharon Springs, N. Y. (O. Meske coll.)

Meghyena lentiginosa, *Grote*.

♂.—Resembles the preceding species strongly in ornamentation but not in color. The primaries are fuscous, but little darker than the secondaries. The median space does not contrast, but dark brown shades line the median lines and extend centrally below the median nervure as in *M. velifera*. The ordinary spots have the same representation. None of the usual markings contrast on the primaries in this duller-hued species which seems to exceed *M. velifera* in size, while agreeing with it in the details of the ornamentation, and especially that, on the fore wings beneath, the simple more prominent black dot followed by whitish scales, below the costa, and which inaugurates the obsolete subterminal line, is quite evident. Bearing in mind the variability of *Zanclognatha laevigata*, *Grote*, and *Renia discoloralis*, *Guenée*, the union of the two species I here declare seems probable, and yet the effect produced on my mind by the specimens I have now under consideration, is that of having to do with two distinct species. It seems unlikely that the bright-hued *M. velifera* with the pale ochrey ground color of the primaries should be specifically identical with the sombre-hued *M. lentiginosa*, which recalls in appearance the species of *Maerhyena*. A primary wing of *M. lentiginosa* measures 22 m. m. along the costal region.

Habitat, Albany, N. Y. (2339, coll. Lintner).

Family **GEOMETRIDAE.****Fidonia fimetaria**, Grote and Robinson.

Fidonia fimetaria, G. & R., Trans. Am. Ent., Soc. Vol. 3, p. 181,
Plate 2, figs. 84-85 ♂, 86 ♀, 1870.

Fidonia halesaria, Zeller, Beitr. z. Kennt. nordam. Nachtfl., erste
Abth. p. 42 (488) 1872.

This species is from Texas, and represents, as we stated, the European *Fidonia fasciolaria* in our Fauna. Our comparative remarks are so accurately repeated in the course of Professor Zeller's full description, that it is to be regretted the Professor had evidently not seen our illustration of the North American species.

I am indebted to Professor Hagen, of Cambridge, for a copy of the first part of Professor Zeller's writings on North American Moths, received by me while engaged on the present article.

Family **PYRALIDAE.****Botis unimacula.**

Asopia unimacula, G. & R., Trans. Am. Ent. Soc., Vol. 1, p. 14,
Plate 2, fig. 8.

Habitat, Brewsters, N. Y. (coll. C. T. Robinson). I am inclined to refer this species to the present genus, and to place it near *Botis plectilis*, *Grote and Robinson*. I accept Professor Zeller's corrected writing of the generic name.

Botis badipennis, *Grote*, Plate 2, fig. 12 ♀.

♂ ♀.—Palpi rather long and narrow, projected, a little dependent, not retracted. Chestnut brown, varying in depth of tint. Ornamentation simple. On the primaries there is a continued blackish slightly arcuate transverse anterior line, distinct, slightly notched before internal margin, and more deeply inwardly on costa where the line is narrower. A large diffuse blackish stain suffuses the discal reniform spot, extending downwards below median nervure.

Transverse posterior line blackish, well removed towards external margin leaving the middle field of the wing wide. It differs by running nearly straightly downwards from its inception which takes place nearer the apices than usual. It is minutely undulate or subdentate to vein 2, below which it is inwardly arcuate, and nearly even to internal margin. A very fine continuous line margins the wing. Fringes concolorous. Secondaries paler, somewhat testaceous, clouded faintly centrally with blackish. A single continued narrow blackish line, continuous with the transverse posterior line of the primaries, crosses the wing. It is minutely undulate and becomes irregularly rivulous inferiorly. The external margin and fringes are more or less stained with light brown, and colored like the fore wings. A similar fine marginal line borders the wing. Body parts concolorous with primaries. Beneath a little paler and duller tinted. A faint discal streak on primaries, none apparent on the hind wings. A common exterior distinct blackish transverse line, which, on the hind wings, is better marked, and not so irregularly rivulous inferiorly as its analogue on the upper surface.

Expanse, 22 to 24 m. m. *Habitat*, Maine; White Mountains, New Hampshire (coll. Prof. A. S. Packard, Jr.).

Eurycreon chortalis, *Grote*, Plate 5, fig. 13 ♂.

♂ ♀.—Head with a frontal projection. Palpi short. Fore wings with the costal edge somewhat convex and with the apices depressedly acuminate. Pale testaceous much shaded with gray, varying in depth of tint and distinctness of markings. Fore wings testaceous, dusted with gray. The veins marked with dusky scales colored like the lines. Discal dots and two inner transverse lines difficult to make out. Transverse posterior line evident, acutely dentate on interspaces, continued. Subterminal line similar but more even and equally apparent, becoming a little diffuse at apices. A narrow terminal line. Fringes concolorous, with dark lines, of which the inner is sometimes interrupted. Hind wings white, with a more or less continued and expressed blackish transverse line running at variance with the more distinct diffuse black serrulate subterminal band which widens to apices and becomes narrow and obliterate toward anal angle. The narrow terminal space between this band and the margin is stained with testaceous; a continued terminal line. Fringes whitish outwardly, dark near the wing, with the inner line apparent. Both the apices of the fore and hind wings are, in one specimen, touched with ochreous. Beneath more dusky, but like upper surface, all the markings are repeated, veins dusky; on hind wings there is a discal liture, and the inner transverse line is seen to run inwardly opposite the discal streak. The wings are subopalescent and diaphanous.

Body concolorous; apparently the caputal squamation is subochreous; abdomen whitish above, more dusky beneath; legs dusky inwardly.

Expanse 24 to 26, m. m. *Habitat*, Albany, N. Y. (coll. J. A. Lintner); Mass. in May (coll. Prof. A. S. Packard, Jr.); Alabama (Grote legit.).

Family **TORTRICIDAE.**

Phaecasiophora,¹⁵ n. g.

Differs from any known Tortricidian genus by the structure of the male hind tibiae. In *Penthina* the tibiae have a tuft of hairs lying in a depression on the surface of the joint. In *Phaecasiophora* the joint is covered with long and coarse scales standing out from it and, in *mutabilana*, from their white color, giving the tibiae the appearance of being wrapped in wool or cotton (Plate 2, fig. 6). The form is robust, the abdomen notably long. The palpi are porrect, coarsely scaled, with small third joint. The primaries are rather broad with parallel margins, 12-veined, all the veins separate (Plate 2, fig. 5*a*). Hind wings 8-veined, cell closed by an aborted veinlet, 3 and 4 from one point, 5 immediately approximate (Plate 2, fig. 5*b*).

Phaecasiophora mutabilana. Plate 2, fig. 4 ♀, 5 neuration, 6 ♂ hind leg.

Sericoris mutabilana, Clemens, Proc. E. S. Phil., Vol. 5, p. 135 (1865).

♂ ♀.—Variable in color, either wood-brown or of an ochrey reddish tint. Primaries crossed by three darker, broad, bent, sinuously edged bands not attaining internal margin, with paler interspaces medially traversed by darker shade lines. On the middle band at its outer edge, about the extremity of the cell, is an ill defined whitish spot. Between the middle and outer dark bands

¹⁵ Gr.: φακίσσιον et φέρσι. Kräftig gebaut mit verhältnissmässig langem starkem Hinterleib. Von allen mir bekannten Gattungen dieser Zunft durch die im männlichen Geschlechte grob, lang und herauf beschuppten Hinterschienen verschieden (Tafel 2, fig. 6). Durch die weisse Farbe erscheinen die Hinterschienen bei *mutabilana* ♂ wie mit Wolle unihüllt. Vorderflügel breit mit kaum hervortretender Spitze und Penthinen—artigen Zeichnung, auf dem Mittelfelde ein weisslicher Punkt; 12 Rippen, alle gesondert, 3 und 4 nicht aus einem Punkte entspringend, Theilungs Rippe unvollkommen (Tafel 2, fig. 5*a*). Hinterflügel mit gleich mässig langen Fransen; 8 Rippen, 3 und 4 aus einem Punkte, 5 gleich dahinter; Theilungs Rippe fadenförmig, aber fortgesetzt (Tafel 2, fig. 5*b*).

the narrower interspace is Y-shaped towards internal angle, enclosing by the inverted limbs a dark spot. A series of costal ante-apical dark dots. The oblique outer band encloses a paler ill defined space on external margin above the angle. Hind wings dark fuscous with pale fringes. Beneath paler, with the central portion of the fore wings fuscous.

Habitat, New York; Pennsylvania; Virginia.

Phaecessiophora? niveiguttana, *Grote*. Plate 2, fig. 15 ♀ primary wing.

Although I only know the female of this species, there seems but little doubt that it belongs here, since it agrees in all apparent characters with *mutabilana* ♀. The ornamentation is so similar that it is best described comparatively. Bright ochreous, the darker markings reddish brown. The darker bands are more attenuate, sinuous, defined by blackish scales, distinct. Two blackish streaks at the base of the wing are quite evident, whereas in *mutabilana* there are but faint indications of their presence. The shape of the external margin of the first transverse band is different; it is acutely projected about the subcostal nervure, lunulate beneath. The white discal spot on the middle band is clear, distinct and defined; there is a black dot (on the succeeding pale interspace) which, owing to the outward angulation of the middle band where it encloses the white discal spot, appears above this latter on the costal region. The outer band is like an inverted Y, owing to its narrower shape, and the limbs being more distinctly expressed by the greater extent of the pale spot on external margin above the angle which they enclose. Costal pale and dark dots distinct and evident. Differs notably from *mutabilana* by the presence of two white apical streaks, the one, shorter, before the apex, the other longer, below it and attaining the extremity of the upper limb of the Y-shaped outer band on external margin. Hind wings fuscous. Beneath both pair are pale fuscous, darker than in *mutabilana*, with distinct costal striations.

Habitat, Pennsylvania.

Penthina Blakeana, *Robinson*, Plate 2, fig. 8, primary wing.

Head and thorax brownish; primaries with a large brown basal patch, much as in *fasciatana* (*Clemens*), from which this species differs by the twice broader whitish succeeding interspace which has a faint pink hue, and by its width narrows the median dark brown *oblique* continuous band of the wing which is toothed outwardly at the center. Costal points distinct; the apical darker shading is reduced and limited by a curved shade line. Hind wings fuscous with pale fringes. Fore wings with the fringes tipped with dark scales to about the middle of external margin.

Habitat, Pennsylvania (C. A. Blake).

***Penthina matutina*, Grote, Plate 2, fig. 9, primary wing.**

White. Head and thorax whitish. Primaries whitish with scattered dark scales; basal patch incomplete superiorly about the middle of the wing, with scattered dark costal scales. Middle brownish band continued with distinct edges marked by blackish scales. The succeeding whitish underspace is contracted medially by the more diffuse apical clouding which extends beyond the curved line. Costal marks minute. Beneath fuscous with whitish costal edge and more distinct regularly divaricate dark streaks.

Habitat, Texas (*Belfrage*, ²²/₅).

I have only a single specimen in which the secondaries are defective, but the species is quite distinct from *Blakeana*, which it resembles.

***Penthina toreuta*, Grote, Plate 2, fig. 10, ♂.**

I refer this very distinctly marked and easily distinguished species with some hesitation to the present genus. Uniformly dark silky wood brown. The primaries are crossed centrally by two parallel slightly arcuate livid raised metallic lines. Three costo-apical pale dots supported by metallic drops, the third surmounting the narrower metallic terminal line which is interrupted on submedian interspace; fringes burnished. Under the glass the squamation is seen to consist of dark scales with paler overlying tips. Hind wings fuscous with pale fringes. Beneath paler, silky; fore wings with an ochreous stain, pale costal streaks and a faint even pale terminal shade on the margin followed by a dark hair line.

Habitat, Pennsylvania.

***Grapholitha distema*, Grote.**

A tiny blackish silky species resembling the European *compositella*, but with only two white lines on the internal margin of the primaries. Eight white costal marks disposed in pairs, crowded towards the black apices and becoming straighter and shorter; the first pair more oblique and divaricate. A silvery subterminal streak runs from opposite the cell over the median nervules tapering to internal angle. Secondaries fuscous with pale fringes. Beneath iridescent, greenish in certain lights, with minute white costal dots over the outer half of the wing. Body scales beneath whitish.

Habitat, New York; Pennsylvania.

Family **TINEIDAE.***Oeta gemmata*, *Grote.*

Among a collection of Lepidoptera received by the American Entomological Society from Professor Poey, of Havana, and which collection has been the subject of several papers¹⁶ in the Proceedings of that Society, is a specimen in excellent conservation, bearing the number 821, and belonging to the genus *Oeta*, *Grote*. This little moth is of a most brilliant golden orange, and the markings of the fore wings are similar to those of our United States *Oeta compta Clemens* sp. (= *Deiopeia aurea Fitch*, as suggested, probably correctly, by Mr. Stretch). It is one-third smaller than our species. There are, as usual, four bands composed of white dots on a blackish ground, but here the dots are smaller and linear, appearing as interrupted streaks and allowing the darker ground color of the bands to obtain. But the bands themselves are narrower in *O. gemmata*, so that the golden appearance of the wings is much less interrupted than in *O. compta*. The third band is furcate before costa, while the fourth, covering internal angle, is not connected with the outer limb of the apical furcation, as in *O. compta*. The hind wings are smoky hyaline, becoming darker exteriorly. The smoky abdomen has a bluish reflection. The legs, palpi and face are dark with white points. The basal joint of the fore legs is golden outwardly. Altogether, this is a narrower insect than *O. compta*, and very evidently a smaller species. The Cuban specimen expands 23 m. m., while the fore wings at their greatest breadth near the external margin measure 3 millimètres.

Professor Zeller characterizes *Oeta punctella* (*Cramer*) comparatively with *O. compta*, in the *Stettiner Entomologische Zeitung*, p. 178, 1871. *Cramer* describes his species from Surinam, while Professor Zeller seems to hesitate to regard his So. American specimens as belonging to a distinct species from our United States *O. compta*.

¹⁶ *Grote*—Notes on the Sphingidae of Cuba, *Proc. E. S. Phil.*, Vol. 5, pp. 33-84, 1865; Notes on the Bombycidae of Cuba, *id.*, pp. 227-255; Notes on the Zygaenidae of Cuba, *id.*, Vol. 6, pp. 173-189, and pp. 297-334, 1866-7; List of the Sphingidae, Aegeriadae, Zygaenidae and Bombycidae of Cuba, *Trans. Am. Ent. Soc.*, Vol. 3, pp. 183-188, October, 1870.

The Professor has not compared Cramer's figure, which seems to me to bear out the Professor's description in having much less yellow and being blacker on the primaries. While Cramer's figure but indifferently recalls *O. compta*, it cannot possibly represent *O. gemmata*. Had Cramer drawn our new Cuban species we might expect a splash of gold color to have represented the fore wings instead of the dark dotted appearance of these in the figure of *O. punctella*, judging from his known rough manner of illustration. But we probably have to do with three species, whereof *O. compta* from North, is a near ally of *O. punctella* from South America, while our insular *O. gemmata* is far prettier, smaller and brighter than either.

VII. A Study of North American Noctuidae

BY AUG. R. GROTE.

[*Read before this Society, July 2d, 1873.*]

IN the present Paper I have continued my observations on the North American Noctuidae, preliminary to the publication of a List of the species upon which I have been for some time at work. The species, referred by M. Guenée to *Hadena* and *Mamestra*, I have now examined for the first time, with a view of testing the generic determinations of the celebrated French entomologist. I have found on a near study, that these species are not generically separable on the characters laid down in the *Spécies Général*, and why certain of the species are in that work referred to *Mamestra* instead of *Hadena*, or the reverse, I have been unable to understand.

I have then changed a number of M. Guenée's generic determinations and have suppressed certain genera where I have become satisfied that the distinctions are not valid. It is difficult for the American student at first to study this Group without the prejudices he involuntarily entertains from the works of those English and French authors, in which alone he finds our species described. It is impossible to arrive at any critical views on the subject without a study of certain German authorities, with whose generic conceptions, but more especially with whose manner of zoological thought, we have not been sufficiently familiar. It will be of no use to attempt to write upon our Moths, without a study of the writings of Lederer, Zeller and Herrich-Schaeffer. To the latter we owe an appreciation of the characters offered by the venation and its correct terminology; to the former the most conscientious and strict classification that has yet been offered to the student.¹

¹ The student is also referred to the *Annales de la Société Entomologique Belge*, for a number of praiseworthy observations on the Moths, as well as to Dr. Speyer's work on the geographical distribution of the Lepidoptera of Germany and Switzerland. The former Society had the honor of printing Lederer's last communication, "Contributions à la Faune des Lépidoptères de la Transcaucasie." I need not say that the *Wiener Entomologische Monatschrift* is to the student of to-day what the *Wiener Verzeichniss* was to the student of the last century, nor that every word written by Lederer will make itself remembered.

I take the present occasion of thanking Mr. Theo. L. Mead, of New York, who has sent me a collection of Noctuidæ for study; in the present Paper I describe several new species he has taken in Colorado. To Mr. J. A. Lintner, of the State Museum, I am under renewed obligations for the loan of material.

Agrotis auxiliaris, Grote.

♂.—Abdomen flattened; fore tibiae spinose; form elongate; habitus recalling the European yellow-winged species. Fore wings with distinct ornamentation. Cinereous along the costal region and subterminal space; blackish, shaded with carneous on the median and basal spaces. Basal half-line followed and preceded by determinate black shades; t. a. line distinctly geminate, outer line marked with black; a faint carneous shade over basal space inferiorly; claviform wide, distinctly margined inferiorly, from its extremity to subterminal line a rigid carneous shade borders vein 2 superiorly; orbicular cinereous, decumbent, irregularly oval; reniform large, of the usual shape, touching the gray costal region* above; with an attenuated inner darker annulus, followed by a faint carneous streak; t. p. line regular, even, formed by slight black lunulate marks; subterminal line irregular, marked within by two black cuneiform spots opposite the cell and others precede the line inferiorly; terminal space dark, narrow; terminal line continuous, black, slightly interspaceally lunulate; fringes fuscous, with an internal pale line. Hind wings smoky, deepening in tint to external margin, without marks, subiridescent; fringes whitish, fuscous at base with a darker line. Beneath, a tuft of testaceous hair at base on median vein of primaries; both pair pale, subirrorate, with a rather distinct common darker shaded line and discal dots. Body ashen, collar lined, abdomen with the anal and lateral hairs stained subcarneously.

Expanse, 45 m. m. *Habitat*, Colorado Territory (coll. Theo. L. Mead, No. 57).

Agrotis repentis, Grote and Robinson.

The transverse posterior line is regular, formed by little black lunulate marks, which extend outwardly along the veins to the outer component line which is sometimes wanting, but occasionally appears as an even distinct shade. Median shade sometimes distinct and diffuse, again, as in the Colorado specimen, improminent. Fore tibiae spinose.

Habitat, Atlantic District; Colorado Territory (coll. Theo. L. Mead, No. 33).

Agrotis balanitis, Grote, Plate 3, fig. 14, ♀.

♀.—Resembles *repentis* in general appearance, color, and size; fore wings a little darker with a pale costal reflection; ordinary lines blackish, perpendicular; t. a. with the outer component line black, dentate; orbicular, moderate, a little pointed outwardly; reniform incomplete, both spots concolorous, with narrow black annuli and pale gray inner edging. Median shade apparent on the median space below the nervure. T. p. line irregular, incompletely geminate, unevenly dentate, running inwardly below median nervure, and hence differing from *repentis*, where it is even, nearly perpendicular, and does not run in inferiorly. Subterminal line much as in *repentis*, preceded by a dark shade. Terminal line broken into dots; fringes concolorous; hind wings pale smoky, without marks or border; fringes whitish, with a faint interior line. Beneath, pale, with discal dots, and a common transverse line broken into nervular marks on the hind wings.

Expanse, 40 m. m. *Habitat*, Colorado Territory (coll. Theo. L. Mead, No. 34).

This species offers a resemblance to *Lycarum* II.—S., fig. 122. Beneath, the abdomen, in *A. balanitis*, is laterally marked by a stigmatal black line.

Agrotis atrifrons, Grote.

♀.—Antennae simple, scaled, ciliate, with scattered hairs, not bristled beneath; ocelli; eyes naked; spurs short on middle and hind tibiae; fore tibiae spinose. Head with pale supra-caputal vestiture projected between the antennae; the clypeal scales are black and contrasting. Collar with a black line. Thorax above ashen. Fore wings ashen shaded with reddish brown; ornamentation simple. Transverse lines narrow, black, single, continued, t. p. line narrowly lunulate. Nervules marked terminally with dark scales. No trace of the ordinary spots. Median vein at base marked with blackish scales. The wing is shaded at base, above and below the m. nervure, with reddish; again diffusely over the discal cell, and less obviously on the median space below the median nervure. Subterminal space dark, shaded with reddish brown, and bringing the subterminal line into relief by its contrast with the purely pale ashen terminal space. Hind wings white, smoky along the hind border, and the veins are also marked; fringes white, with a faint smoky interior line. Beneath whitish, costal region of hind wings irrorate, no discal dots on either surface; the primaries show a faint discal dot, and there is a common blackish exterior line distinctly marked on costal

region, discontinued below the dusty margin of the hind wings. Labial palpi dark, third joint concealed.

Expanse, 35 m. m. *Habitat*, Colorado Territory (coll. Theo. L. Mead, No. 32).

***Agrotis mimallonis*, Grote.**

♂.—Ocelli; antennae long, bristled beneath (borstenformig), tapering; eyes naked; head and thorax thickly haired, caputal squamation directed forwards between the antennae; all the tibiae spinose; middle and hind tibiae spurred. Head, thorax and fore wings dull purple red. Primaries with simple ornamentation. Transverse lines obsoletely geminate, blackish. T. a. line twice slightly waved to vein 1, below which it is outwardly projected to the margin. Orbicular with a blackish central dot alone apparent. Reniform with a luniform blackish central shade which is alone noticeable. The transverse lines are marked by black scales on costal region. T. p. line with its inner line alone distinct, this is narrow, continued, equally distinct throughout its length, but little projected, regularly lunulate, blackish. Subterminal line pale, indistinct, near the margin. Ante-apical pale costal dots. Blackish scales about the veins on the terminal space; terminal line subobsolete; fringes concolorous. Hind wings pure white, dusted a little apically with ashen scales and a faint ashen terminal line; fringes white with a faint middle line more apparent apically. Beneath, the hind wings are white, with a discal dot, and determinately powdered with purple and ashen scales over costal region. Fore wings fuscous centrally, with the costal region and terminal margin purplish; a faint discal dot and two exterior darker shade lines. Feet and tibiae fuscous, dotted with pale marks; femora and thorax beneath thickly haired, purple-red. Thorax above without crests. Abdomen pale, somewhat ochreous, stained laterally and at the anus with purplish, somewhat flattened, untufted.

Expanse, 38 m. m. *Habitat*, New York (coll. Theo. L. Mead, No. 117).

***Agrotis fumalis*, Grote.**

♂.—Ocelli; eyes naked; antennae long, bristled beneath, tapering; middle and hind tibiae spurred; all the tibiae spinose. Habit and ornamentation of *violaris*. Dusky ashen; ornamentation simple. Fore wings with the blackish t. a. line nearly perpendicular, very slightly lunated and notched on the cell. Median shade and orbicular obsolete. Reniform a lunated blackish stain. T. p. line even, continued, a little roundedly exerted opposite the cell, resembling that of *repentis* in appearance, formed of regular small lunulations with the black-

ish scales running outwardly to where the outer component line would be if it were present. Subterminal line faint, merely indicated by the paler terminal space, preceded by a darker shading which forms a determinate blackish costal shade before the line. A pale line at base of the dusky fringes. Hind wings dusky, a little paler and semi-hyaline at base, nearly like the primaries in tint, with no determinate border or discal mark save by reflection from the under-surface. Fringes with a pale basal line. Beneath paler, more whitish; luniform discal mark on hind wings distinct, black, fainter on fore wings. A common exterior darker shade line with faint traces of a subterminal shade. Head and thorax dusky ashen; abdomen concolorous with hind wing. Feet and tibiae blackish, pale dotted.

Expanse, 40 m. m. *Habitat*, New York (coll. Theo. L. Mead, No. 130).

***Agrotis 4-dentata*, Grote and Robinson.**

Habitat, Colorado Territory (coll. Theo. L. Mead, No. 63 ♂).

***Agrotis subgothica*, Haworth.**

Agrotis jaculifera, Guenée, p. 262, Plate 5, fig. 4.

Habitat, Atlantic District; Colorado Territory (coll. Theo. L. Mead, No. 62).

***Agrotis herilis*, Grote.**

Agrotis jaculifera, Guenée vars. A. & B. p. 262.

♂ ♀.—Resembles the foregoing so that a comparative description will best distinguish it. Larger than *subgothica*, of a purplish black color, and hence much darker than *subgothica*, with which it coincides in the ornamentation of the primaries above. The t. a. line below the median nervure is more outwardly rounded, less perpendicular; the prominent claviform is shorter. The ordinary spots are similar in the two species, but the reniform is discolorous in *subgothica*, stained with ochreous, with a distinct internal ring, whereas the internal ring is feebly marked and the spot is simply pale carneous, like the orbicular and the pale nervular squamation, in *herilis*. The t. p. line is more distinct and black in the new species. Hind wings smoky blackish, deepening in color terminally, not pale with a hind border as in *subgothica*. On the fore wings above there is a notable contrast between the paler subterminal space and the extended paler marginings to veins 3 and 4 in *subgothica*, and the obscurely carneous coloration of the same parts in the new species, which latter wants the decided prolongation of pale scales along the inferior veins.

Expanse, 38 to 43 m. m. *Habitat*, Atlantic District; of common occurrence. I have taken this species in Central Alabama.

This is the *Agrotis subgothica* of American Agricultural Publications, such as the 1st Missouri Report, page 82, fig. 29. It is not the *Agrotis subgothica* of English writers, which is *A. jaculifera* Guenée. Stephen's figure of *Agrotis subgothica*, Plate 22, fig. 3, and description, page 126, *Haust.* II, is decisive. The peculiar discoloration of the reniform spot distinguishes *A. jaculifera*, and the paler hind wings, greater extent of pallid shades on the fore wings and smaller size are characteristic and are all well rendered by Stephen's illustration. When I was in France, M. Guenée stated to me that he had discovered the fact, that his *Agrotis jaculifera* was the same as the *Agrotis subgothica* of English writers, and also that he believed that the form now described as *Agrotis herilis* was a distinct species; the latter contrary to the statement made in the *Spécies Général*. *Agrotis subgothica* is figured on Plate 1, fig. 11, in the 1st Missouri Report correctly, but under its synonym of *Agrotis jaculifera*, which latter name I retained for the species in determining the Noctuidae of the collection of the American Entomological Society, whence Mr. Riley received his determination. I was not then able to examine the English authors, who first noticed our species from specimens accidentally introduced into their country. Mr. Riley's figures of *A. herilis*, above cited, have been copied, with the erroneous determination, by Eastern writers.

Agrotis sexatilis, Grote.

♂ ♀.—Ocelli; eyes naked; all the tibiae spinose; middle tibiae with one, hind tibiae with two pair of spurs; ♂ antennae bristled, ♀ simple, oviduct slightly produced. Ornamentation typical, in color like *A. plecta*, than which this is a larger species. Costal edge broadly whitish in ♂, ashen in ♀, ordinary spots very large, separated, preceded and followed by black scales, variable in tint. Median lines black, tolerably distinct. Internal margin, from the base of the wing to transverse posterior line, broadly and diffusely shaded with blackish. Subterminal space broadly shaded with dull purple reddish, smooth; this tint spreads inwardly below vein 2 over the median space to the prominent black-edged claviform spot. Subterminal line improminent. A narrow terminal black line interspaceally accentuated. Hind wings dark fuscous, without border or spot in ♀; whitish with smoky posterior shading in ♂. Beneath dusky, with very faint traces of a common line and discal spots. Fringes of the hind wings above whitish with an interior dusky line.

Expanse, 36 to 38, m. m. *Habitat*, New York; Colorado Territory (coll. Theo. L. Mead, No. 66).

Differs from Guenée's description of *N. ochrogaster* by the blackish collar and the median nervure not being white; the terminal line on the primaries is succeeded by an even pale line, the base of the dark fringes. The hind wings have no terminal series of rounded dots. It is, I think, nearer allied to *A. herilis* and *A. subgothica*.

Ufeus, n. g.

Ocelli. Eyes very small, naked, with lashes. Head comparatively small and sunken. Maxillae weak and comparatively short. Labial palpi short, apical joint undistinguishable by reason of the long and coarse hairy vestiture. Middle and hind tibiae spinose; fore tibiae unarmed, with a slight tuft at the middle of the joint; tarsi thickly spined. ♂ Antennae simple, under the glass showing two pair of fine short bristles on each joint. Head and thorax thickly clothed with long hairs, recalling *Euthisanotia*, but here the thoracic vestiture is silky, longer and more appressed. Body flattened, recalling *Orthosia*; sides of the abdomen with long hairs, and the anal segment is densely pilose. Armature of the legs weak and short; hind tibiae with two pair, and middle tibiae with one terminal pair of aborted spurs. Legs coarsely fringed with long hair like that on the body beneath. The vestiture is unlike that of the ♂ *Leucania pseudargyria*, not surrounding the joints. The genus appears related to *Agrotis*, and the type, *U. satyricus*, has a peculiar *Blatta*-like appearance from its flattened form, simple antennae, dark color, want of ornamentation, rather coarse and thin alar squamation, and rounded external margin of primaries with blunted apices.²

Ufeus satyricus, Grote, Plate 3, fig. 4, ♀.

♀.—Dark dull wood brown, unicolorous. Tongue bright testaceous. Fore wings with a faint tracing of an irregular, diffuse, darker-shaded transverse anterior line. An undefined blackish mark takes the place of the reniform. Transverse posterior line a little more distinct than the t. a. line, nearly even, not much projected, perpendicular and slightly indented opposite the cell. The transverse lines have the effect of darker shadows thrown across the wing. No subterminal line. A series of interspaceal blackish terminal streaks of variable distinctness and length. Hind wings pale, somewhat dirty testaceous in hue, subhyaline, allowing the veins to be distinctly seen, without

² In using Lederer's analytical table, the untoothed antennae will separate the present genus from *Ammoconia*.

marks; internal margin clothed with coarse hair. Beneath, the hind wings show a discal ovate blackish spot about the cross vein, and a very faint tracing of a subterminal band.

Expanse, 45 m. m. *Habitat*, Canada (coll. Wm. Saunders, February); Albany, N. Y. (coll. J. A. Lintner, ²/₁₄).

***Ufens plicatus*, Grote.**

♂.—Smaller than *U. satyricus*. Body of the same flattened shape and color but the fore wings show a uniform, warm, faintly reddish tinge. T. a. line broken. Along the cell, above the median vein, is an interrupted black streak. Transverse posterior line black, comparatively very distinct, running outwardly and downwardly obliquely from costa, much and roundedly exerted opposite the cell and offering a distinguishing character by its course as compared with that of *U. satyricus*. It appears interspaceally lunulate from a short extension of the black scales upon the veins beyond the line. A series of fainter blackish interspaceal terminal streaks. All the markings are determinate, not reflected. Hind wings dull testaceous above, and, with the upper wings, beneath, absolutely without marks or lines of any kind.

Expanse 40 m. m. *Habitat*, Philadelphia.

I cannot regard these as sexes of the same species owing to the difference in the course and appearance of the transverse posterior line. These two species cannot be referred to *Mythimna*, which is restricted by Lederer to the European *M. imbecilla*. Apparently Mr. Walker's extension of the term to include Guenée's *Leucania pseudargyria*, etc., should not be followed.

***Mamestra imbrifera*.**

Aplecta imbrifera, Guenée.

Habitat, Atlantic District. The eyes are hairy.

***Mamestra purpurissata*.**

Eurois purpurissata, Grote.

Habitat, Atlantic District. Represents the European *M. tineta* in our fauna.

***Mamestra nimbosa*.**

Aplecta nimbosa, Guenée.

Habitat, Atlantic District.

Mamestra latex.*Apiceta latex*, Guenée.*Habitat*, Atlantic District.**Mamestra grandis, Lederer.***Hadena grandis*, Guenée.*Habitat*, Atlantic District.**Mamestra Farnhami, Grote, Plate 3, fig. 2, ♂.**

♂ ♀.—Eyes hairy; fore tibiae unarmed; antennae simple, very shortly ciliate beneath in ♂; palpi porrect, with small projecting third article; abdomen with moderate basal tufts. A little smaller than *Mamestra grandis*; remarkable for the unusually sharply defined W-mark, the varied tints and the pale oblique streaked shade on median nervure below the ordinary spots, in which character it simulates *Prodenia commelinae*. The ground color of the fore wings is blackish with a dark green cast, and obtains over the median and terminal spaces. Subterminal space, median space along internal margin, and basal space before the t. a. line, pale reddish brown with a purple reflection. T. a. line thrice waved, geminate, with pale internal shade; basal half-line similar. Orbicular outwardly oblique, moderate, pale, with a dark shaded center, finely ringed with black. Reniform elongate, incompletely ringed, with an inner shaded annulus. T. p. line forming a single inward arcuation opposite the cell; below vein 5 it runs straightly, interspaceally lunate, to internal margin. Subterminal line very distinct, pale, commencing with a pale yellowish apical patch and forming the usual W-shaped mark, the points closing on the extremities of veins 3 and 4, preceded on the subterminal space by interspaccal dark dashes before which are pale scale points. Terminal line black; fringes with a pale basal line and interrupted at the extremity of the nervules with pale scales. Hind wings pale with blackish borders and discal mark; veins marked with dark scales; terminal line forming broken black interspaccal marks; fringes pale subtestaceous. Beneath pale, faintly reddish, powdered with dark scales and with a continued common extra discal line and partly annulate discal marks; on primaries the pale subterminal line feebly reflected.

Expanse, 42 m. m. *Habitat*, Colorado Territory (♀ Mr. Jas. Ridings; ♂ Mr. Theo. L. Mead, No. 45).

Named in memory of Charles Severance Farnham, who died, May, 1862, at Yorktown, in the service of his country, and was one of the early Curators in this Society.

Mamestra brassicae (*Linn.*).

Habitat, New York. Our species does not seem to differ from the European.

Mamestra albifusa.

Hadena albifusa, Walker, p. 753.

Habitat, New York; Nova Scotia.

Mamestra chenopodii (*W. V.*).

Hadena chenopodii, Guenée.

Habitat, United States and Europe.

Dianthoecia meditata, *Grote.*

♂ ♀.—Size moderate; form compact; ♂ antennae with the edges of the joints relieved and furnished with short ciliary tufts; ♀ abdomen pointed with extruded oviduct; eyes hairy. Dark colored, fore wings uniformly dark with faded ornamentation. Fuscous with pearly mottlings caused by a sparse admixture of white scales over the thorax and primaries. Transverse lines perceivable by pale centerings. Basal half-line twice waved. T. a. line perpendicular, thrice waved. The wing is more or less tinged with rufous over the median space on which the ordinary spots are with difficulty to be perceived; they are dark-circled, picked out by pale scales, concolorous. Above the reniform the t. p. line is incepted on costa by pale scales. The line is of the usual shape, slightly inwardly arcuate below median nervure, slightly lunulate. Three pale ante-apical costal dots. Terminal space narrow, paler than the rest of the wing; fringes silky, dark. Hind wing unicolorously dark fuscous; fringes whitish with a dark line. Body parts concolorous. Beneath a little paler, especially the hind wings, mottled with white scale points, with a common exterior line and discal dots.

Expanse, 30 m. m. *Habitat*, New York State (coll. B. S. N. S.; J. A. Lintner; Theo. L. Mead, No. 129).

This is an obscurely colored species very different from *Dianthoecia capsularis* (*Raphia propulsa*, Walker), but sharing the structural features that separate the genus from *Mamestra*. It is the third described N. Am. species, unless others are described, under some other generic title, by Mr. Walker in the British Museum Lists. It may be remarked here that a condemnation of Mr. Walker for an occasional erroneous determination in the

moths, or a vague and useless diagnosis, would be without sufficient point. But the fact has become apparent that the whole 35 Parts of the British Museum Lists, when compared with the collections, contain such a mass of error, that in their present shape they are unavailable to the student. I have ever expressed myself as desirous of retaining all Mr. Walker's tenable names, but from the vague descriptions it will require independent testimony to identify his types, even those in the British Museum collection. It is inconceivable that the Authorities of the British Museum should have permitted the publication of these Lists, which could not be desired by science, since they are, for the most part, based upon M. Guenée's work, and merely add a large number of inferior descriptions to what we had before us in a useful shape.

Oncocnemis Dayi, *Grote*, Plate 3, fig. 8.

♂.—Eyes naked, strongly lashed; tibiae all unarmed but with a stout claw at the extremity of the shorter anterior pair; all the *tarsi* spinose; head not retracted; clypeus without prominence; abdomen smooth, not tufted; ornamentation *Hadena*-like; antennae simple; size moderate; cor-poral vestiture hairy. Fore wings and thorax mixed white and brown, brightly contrasted. T. a. line not very distinct, black, thrice waved, the last time sharply below vein 1 on the margin. Ordinary spots distinct; claviform pale; orbicular round, black ringed, pale with deep brown rounded center; median shade apparent edging the reniform on the inside, approximate to t. p. line; reniform large, with brown center, followed by a whitish shade which fills up the space left by the superior exsertion of the t. p. line, and is characteristic of the species. T. p. line even, black, followed by a whitish shade; subterminal space deep brownish, with a series of broad black interspaceal dashes which are very distinctive and precede the inward indentations of the whitish, irregular subterminal line; terminal space dark at apices and faintly so centrally, but below the apices this is mixed with pale scales which form a narrow whitish edging before the black terminal line, the latter interspaceally subluuulate and interrupted on the veins; fringes with a central dark line and interrupted with pale scales opposite the extremity of the veins. Hind wings rather bright clear yellow, dusky at base, with a distinct broad marginal black band; fringes yellowish at base, with a dark line beyond which they are whitish. Beneath pale yellow; the costae irrorate with dusky scales; a terminal black band which, on the fore wings, is superiorly a little removed from the margin and has its outer edge

a little irregular; a terminal black line and fringes as on upper surface; minute and faint discal dots.

Expanse, 32 m. m. *Habitat*, Colorado Territory (coll. Theo. L. Mead, No. 17).

The occurrence of this genus in America is not noticed before. The hitherto described species are from the Ural Mountains, and have been taken in the evening on flowers according to Lederer. At first sight our species might be taken for *Anartas* allied to *A. luteola*, *Grote*, and the European *A. cordigera*, but the naked eyes, *Hadena*-like ornamentation, and the claw on the fore tibiae quickly distinguishes them. This claw in *On. Dayi*, is shorter, stouter and blunter compared with a second species, which I describe here, and which equals *On. Dayi* in expanse, but in which the colors of the primaries above are less distinctly contrasted, while in general appearance the two species resemble each other strongly from the similarity in color of the hind wings. From the yellow-winged European species of *Agrotis*, sometimes referred under a distinct name to *Triphaena*, and which the present species casually resemble in the appearance of the hind wings, *Oncoenemis* differs structurally, among other characters, by the non-spinose middle and hind tibiae.

It is with great pleasure that I name this species after David F. Day, Esq., of this Society, a scientist whose reading is exhaustive, and a friend whose kindness is enduring.

***Oncoenemis Hayesii*, *Grote*, Plate 3, fig. 13.**

♂.—Eyes naked, strongly lashed; tibiae all unarmed but with a strong and rather long claw at the extremity of the anterior pair (vide *Lederer*, Plate 4, fig. 2); all the *tarsi* spinose. In all its structural characters this species agrees with *On. Dayi*, except that the claw is longer and the eyes and head a little smaller and less prominent. The primaries are dull pulverulent yellowish ashen with distinct lines, but not contrasted in their shading. The t. p. line is distinctly continuous, shortly dentate. The ordinary spots are large and rather vague; the orbicular larger than in *On. Dayi*. The subterminal line is whitish, powdery, contrasting; fringes prominently chequered. Hind wings, light, bright yellow, dusky at the base and along the veins; the dusky scales form an incomplete line crossing the cell over the cross-vein and running to internal margin; a wide terminal black

band broader than in *On. Dayi*; fringes yellowish, with a dusky line, whitish at tips. Beneath yellowish, with terminal black bands which, on the fore wings, are not removed superiorly from the margin as in *On. Dayi*; minute discal dots.

Expanse, 32 m. m. *Habitat*, Colorado Territory (No. 18, coll. Theo. L. Mead).

This beautiful species is very distinct from *Oncoenemis Dayi* in the ornamentation of the primaries, which latter have more the appearance of those of the European *O. diffusa* (H.-S. figs. 44-45). Our species at once differ by their distinctly yellow hind wings. The geographical distribution of the genus is very interesting, since it increases the zoölogical homogeneity of the present Arctogaean province. The ocelli are present in all our species, and the maxillae long, stout, black and corneous.

I respectfully dedicate our second species of the genus to Doctor George E. Hayes, Vice-President of this Society, whose observations on the Geology of Buffalo, have materially increased our knowledge of our locality.

***Oncoenemis Chandleri*, Grote, Plate 3, fig. 9.**

♂.—Eyes naked, strongly lashed; all the tibiae without, all the tarsi with spines; fore tibiae with a strong claw. Fore wings gray, mixed black and white, distinctly contrasted and with longitudinal black streaks, resembling in this respect *On. Dayi*. A distinct black dash runs from the base of the primaries to the long, black-margined claviform. Transverse lines indicated on costal region, else obsolete. The appearance of the gray ordinary spots is very peculiar; they are fused by a common black edge and distinct shaded fillings. The compound spot assumes a decumbent funnel-shape. Very evident longitudinal black dashes precede the white dentate subterminal line interspaceally. Fringes alternately paler and darker. In the ornamentation of the primaries this species remind us of *Cloantha*. The terminal space is dark and concolorous in *On. Chandleri*, whereas it is paler than the subterminal in *On. Dayi*. Hind wings pale fuscous or smoky, with a diffusely margined, wide, blackish hind border, which, in one specimen, does not contrast greatly with the rest of the wing. Beneath paler than above, with terminal blackish borders and minute discal points.

Expanse, 32 m. m. *Habitat*, Colorado Territory (coll. Theo. L. Mead, No. 27).

Quite distinct from the species with yellow hind wings, this resembles *On. Dayi*, rather than *On. Hayesii*, in the ornamenta-

tion of the fore wings, while in the appearance of the hind wings it comes nearer to the European species.

I respectfully dedicate this species to Mr. Henry Chandler, Vice-President of this Society, and a distinguished Patron of the Natural Sciences.

Hadena arctica, *Boisduval*.

Hadena amputatrix, Fitch.

Habitat, Atlantic District.

Hadena Bridghami.

Mamestra Bridghamii, Grote and Robinson.

Habitat, Rhode Island.

Hadena adjuncta.

Mamestra adjuncta, Guenée.

Habitat, Atlantic District. The eyes are naked.

Hadena devastator.

Phalaena devastator, Brace.

Mamestra ordinaria, Walker.

Habitat, Atlantic District.

Hadena dubitans.

Apamea? insignata, Walker, p. 729.

Mamestra dubitans, Walker, p. 232.

Habitat, Atlantic District.

I have compared Mr. Walker's types in the collection of the British Museum. The species varies in depth of ground color; the eyes are naked. (Number 90, Chas. A. Blake, Phila.; Number 95, Theo. L. Mead, New York.)

Hadena impuls.

Mamestra impuls, Guenée.

Habitat, Atlantic District.

I have not been able to identify *Mamestra passer*, *Guenée*. It is impossible to say to which genus it really belongs.

Hadena apamiformis.*Xylophasia apamiformis*, Guenée.*Habitat*, New York State.**Hadena rurea (Fabr.).***Habitat*, New York State.

Not distinguished from European specimens.

Hadena lignicolor.*Xylophasia lignicolora*, Guenée.*Habitat*, New York State; Pennsylvania.**Hadena auranticolor, Grote.**

♂. Nearest, perhaps, to *lignicolor*, much brighter and more distinctly marked. Eyes naked. Fore wings yellow ferruginous, deeper shaded below median nervure. Reniform pale. Transverse anterior line dark ferruginous, thrice waved. Transverse posterior line much projected, not distinct, marked by black dots on the veins on the narrow succeeding paler shade. Subterminal line pale, quite irregular, leaving the terminal space blackish above and below the incomplete W-shaped mark. A deep ferruginous dash connects the median lines, as in *sectilis*, on the submedian fold, shaded with blackish scales at t. p. line. Fringes blackish, cut with ferruginous at extremity of the veins. Hind wings pale fuscous with faint line and spot, apparently reflected from under-surface, and terminally darker shaded; fringes of a warm hue. Thorax bright colored; labial palpi rather prominent.

Expanse, 40 m. m.

Two specimens taken July 10th at Twin Lakes, Upper Arkansas Valley, Colorado Territory, at about 8000 feet elevation (coll. Theo. L. Mead, No. 41).

Hadena verbascoides.*Xylophasia verbascoides*, Guenée, p. 141.*Habitat*, New York State.**Hadena sectilis.***Xylophasia sectilis*, Guenée, p. 141.*Habitat*, New York State.

Hadena mucens (Hübner).—

Habitat, Pennsylvania; Florida (auth. Guenée). Hübner compares this species with *rurea*.

Hadena vulgaris.

Xylophasia vulgaris, G. & R.

Habitat, Pennsylvania.

Hadena confusa.

Auchmis confusa, Hübner Zutraege, 248.

Habitat, New York State; Pennsylvania.

Hadena miscioides, *subjuncta*, *distincta*, have been already correctly referred to this genus.

Hyppa xylinoides, Guenée.

Xylina contraria, Walker.

Habitat, New York, Pennsylvania.

Brotolomia Iris.

Phlogophora iris, Guenée.

Habitat, New York, Pennsylvania.

Hydroecia inquaesita.

Gortyna inquaesita, G. & R.

Habitat, New York State.

Hydroecia purpurifascia.

Gortyna purpurifascia, G. & R.

Habitat, New York State.

Hydroecia limpida. —

Gortyna limpida, Guenée.

Habitat, Illinois (Guenée).

Hydroecia cerussata.

Gortyna cerussata, Grote.

Habitat, Pennsylvania. An spec. prace.?

Hydroecia marginidens. —*Gortyna marginidens*, Guenée.*Habitat*, Illinois (Guenée).**Hydroecia rutila.***Gortyna rutila*, Guenée.*Habitat*, New York State.**Hydroecia speciosissima.***Gortyna speciosissima*, G. & R.*Habitat*, Rhode Island.**Hydroecia nitela.***Gortyna nitela*, Guenée.*Habitat*, Atlantic District.**Hydroecia nebris.***Gortyna nebris*, Guenée.*Habitat*, Atlantic District.

Hydroecia nictitans, *lorea*, *sera*, *immanis*, *stramentosa*, have been already correctly described from our Territory under this genus.

Gortyna cataphracta, Grote.*Habitat*, Atlantic District.

Represents in our fauna the European *Gortyna flavago*. Harris *Gortyna leucostigma* is probably the same as Guenée's *rutila*; the name proposed by Harris is preoccupied and cannot be retained in any event. The *Gortyna zae* of Harris, I have already referred to *Achatodes*. Guenée re-describes this species under the specific name of *sandix*.

Ablepharon,⁴ n. g.

Ocelli. Eyes naked. Antennae in both sexes without pectinations, simple, not brush-like, under a higher power with very short pubescence. Tongue

⁴ Gr.: ἄ et βλήφαρον.

rather short and weak, testaceous. Wings rather broad; fore wings acute with straight external margin. Thorax rounded in front; abdomen proportioned, without tufts. Tibiae non-spinose; anterior pair slightly thickened. Ornamentation *Lucania*-like. All lines and spots obsolete; tints neutral; with longitudinal darker shades on the primaries, which, in *A. Henrici*, broadly contrast. From all the genera allied to *Leucania* differing by the simple antennae.

Ablepharon Henrici.

Leucania Henrici, Grote, huj. scrip.

Habitat, Atlantic District (Buffalo, June, Mr. Zesch).

Ablepharon evanida.

Leucania evanida, Grote, huj. scrip.

Habitat, Atlantic District (New York).

Ommatostola,⁵ n. g.

Ocelli. Eyes naked, strongly lashed. Maxillae comparatively stout, corneous, dark. Antennae scaled above, bristled beneath, with two more rigid spinules on each joint. Robust, thickly haired; thorax large, square in front without tufts; head prominent, eyes large. Wings elongate; primaries with straight costal and rounded external margin.

The want of a clypeal projection separates both *Ablepharon* and *Ommatostola* from *Nonagria*. From *Leucania* the naked eyes separate our two new genera. From *Tapinostola* and *Calamia* the lashes, very prominent in *Ommatostola*. The simple antennae separate *Ablepharon* from any of the genera described by Lederer. The present genus seems more nearly related to *Tapinostola*. In ornamentation and size it approaches *Calamia*.

Ommatostola Lintneri, *Grote*.

♂.—Size rather large; body stout; abdomen exceeding hind wings, of the usual shape, not pointed, swelled or tufted; thorax hairy; eyes naked, strongly lashed; head large, not retracted; antennae scaled above, bristled beneath. Of the usual yellowish testaceous color; fore wings with the external margin rather full and rounded; costal region shaded with white, and all the veins more or less completely marked with white scales, interrupted with blackish; no markings visible except the t. p. line, which is well indicated by black dots

⁵ Gr.: ὄμμα et στολή.

on the veins; blackish shadings accompany the sub-costal nervure on the cell, the median and internal nervures and obtain terminally, and especially superiorly, on the interspaces; fringes concolorous; hind wings white, with a faint testaceous tinge; nervules obsoletely indicated; head and thorax yellowish testaceous without markings; beneath there are no markings, wings and body whitish; veins on primaries indicated by blackish scales.

Expanse, 40 m. m. *Length of body*, 18 m. m.

Habitat, New York (coll. J. A. Lintner, No. 2588).

Cucullia Yosemiteae, Grote, Plate 3, fig. 3 ♀.

♀.—Eyes naked, but with lashes; abdomen exceeding the hind wings, but shorter than in *intermedia*, which this species rather resembles in general color, but is much more distinctly marked; as usual the legs are proportionately short, the palpi thickly and finely scaled with small projected terminal joint. Pure dusty gray, not bluish gray, as in *intermedia* and its European allies, but rather brownish; the median lines are well marked and black; a basal black dash on submedian fold, extending to the inward dentation of the t. p. line, more or less distinctly; median lines very approximate inferiorly where the outward dentation of the t. a. line nearly touches the corresponding inward dentation of the t. p. line, above which point the t. p. line is heavily marked between vein 2 and the fold; there is a fine oblique black streak across median space above the submedian fold; t. p. line so contiguous to the empty finely black ringed reniform, that its acute dentations opposite the cell appear as the outer edge of the spot which is obsolete; orbicular empty, finely black ringed, large, rather elongate ovate, lying very obliquely on the cell; a series of blackish interspaceal lines; those between veins 2 and 5 extended inwardly, alternating with the outward dentations of the t. p. line; the subterminal line indicated by pale points on these lines; fringes interrupted at the extremity of the veins by pale scales. Hind wings griseous, with paler fringes and faint indications of a median line; beneath griseous, powdery, with faint discal marks and traces of a common line; body griseous, concolorous, collar with a black line.

Expanse, 42 m. m.

Habitat, California (coll. Theo. L. Mead, No. 29; Yosemite, Oct. 12th).

The thoracic vestiture is displaced on my specimen, so that I cannot observe its peculiarities.

Xylina sculpta, Grote, Plate 3, fig. 1 ♀.

♂ ♀.—Eyes naked; middle and hind tibia spinose; frontal tuft very short, improminent, not projectedly bifid, as in the typical species *Xylina Bethunei*, Grote and *Xylina signosa*, Walker.⁶ Thorax squared, with the shoulders well defined; abdomen flattened; gray, shaded with blackish, with distinct ornamentation; a basal linear black dash; transverse lines geminate and much as in *Xylina capax*, G. & R., which this species strongly resembles; t. a. line, with the outer component line best expressed, dentate below costa, running obliquely outwardly in its general course, acuminate on submedian fold where it is connected by blackish scales with an acute inward inflection of the t. p. line at this place, inwardly dentate on vein 1; orbicular sometimes not defined against the ground of the wing; median shade blackish, diffuse; reniform of the usual kidney-shape; t. p. line well projected, interspaceally lunulate, its inner line most distinct and marking outwardly the veins at the point between the lunulations; subterminal line irregular, preceded by diffuse blackish shadings and irregular cuneiform interspaceal marks; sometimes vein 2 is accentuated, but there is no continuation of the streak on median space on the submedian fold beyond the t. p. line; terminal interspaceally dentate line marked by black points. Hind wings rather pale, powdery, with an indistinct continued median dentate line, discal dot and subterminal shade, better expressed in ♀, and a distinct black terminal line interrupted by the veins. Beneath the primaries are dark, with the subterminal line indicated by contrast with the paler terminal space, exterior line indicated on costal region; hind wings pale with the dot, dentate and terminal lines of the upper surface repeated.

Expanse, 40 m. m.

Habitat, Philadelphia (C. A. Blake, Number 42); New York (Theo. L. Mead, Number 119).

Smaller than *X. capax*, and with the reniform more kidney-shaped; more purely gray and black, less purplish and dark.

Calpe Canadensis, *Bethune*.

Plusiodonta? purpurascens, Walker.

Oraesia sobria, Walker.

Habitat, Canada; New York.

I regret that in our notes on the N. Am. Lepidoptera contained in the British Museum, Mr. Robinson and myself have erroneously considered Mr. Walker's descriptions of this species as earlier. The

⁶ Mr. Walker's descriptions in this genus are almost useless; I have identified his *Xylina contraria* as a redescription of *Ilypa xylinoides*.

synonymy of this species will show the general style of Mr. Walker's determinations in the moths correctly. The species represents in our fauna the European *Calpe thalietri*.

Lygranthoecia, *Grote and Robinson* (1873).

This genus differs from *Heliothis* in its slender and elongated body parts, and less hairy squamation. From the section *Melicleptria* by the more rounded thorax. The naked eyes have a short frilling of scales beneath. The front is much flatter than in *Heliothis*, and the palpi are more porrected. The frontal scales are not mixed with hair, nor twisted towards a central point, as in that genus. The habitus is more like *Lepipolys*, or even *Schinia*. The shape of the abdomen is like *Heliothis* proper, but the ♀ oviduct is shortly salient and dependent. All the tarsi spinose, hind tibiae with two pair of spurs; middle tibiae with a single unequal pair, whereof one spur very long; fore tibia with terminal spines. The squamation is peculiarly pearly and powdery; the fore wings are divided into fields, as in some species of *Heliothis*, but the sombre hind wings and under-surface do not recall the gay coloration and ornamentation of that genus.

This genus was in manuscript at the time of Mr. Robinson's death. It had been remarked by him that the typical species, *Anthoecia rivulosa*, had been unjustly used by Dr. Herrich-Schaeffer to criticise Lederer's definition of *Heliothis*.

Lygranthoecia marginata, *Grote and Robinson*.

Pyralis marginatus, Haworth.

Anthoecia rifulosa, Guenée.

Habitat, Massachusetts to Alabama. The European *Chariclea umbra*, has for its synonym *Heliothis marginata*, leaving the specific name eligible for this species.

Lygranthoecia Thoreau, *Grote and Robinson*.

Anthoecia Thoreau, *Grote and Robinson*, *Trans. Am. Ent. Soc.*, Vol. 3, p. 181, *Plato 2*, fig. 80, 1870.

Habitat, Pennsylvania to Alabama.

Heliolonche, *Grote*.

Antennae scaled, pubescent beneath in male, simple in female, in which sex the ovipositor is exerted as in *Melicleptria*; ocelli; front full, not convex;

body thickly and lengthily haired; size small; labial palpi heavily fringed, extending beyond the front; fore wings lanceolate, hind margin long, obliquely rounded, internal angle not prominent. Fore tibiae abbreviate, with a disproportionately heavy claw, else all the tibiae without spines. Eyes constricted; no clypeal tubercle as in *Omia*. Differs from *Melicleptria* in the shape of the primaries. The clypeus, while full, is not projected; the thorax is square, broad, and the whole body lengthily haired.

***Helionche modicella*, Grote, Plate 3, fig. 12 ♀.**

♂ ♀.—Fore wings obscure purple, with a wide, roundedly oblique, pale yellowish fascia running from costal region, below the apices and costal margin, to just above internal margin, at about basal third, not attaining the base of the wing nor internal margin, which are covered with blackish olivaceous scales that, extending upwardly, partially border the central fascia. On the cell a longitudinal, pale yellowish shade streak; fringes pale. Secondaries rounded, small, wholly black, with pale fringes. Body blackish, clothed with olivaceous hair. Beneath without markings, pale; on the fore wings a faint indication of the fascia of the upper surface, preceded at the base of the wing, and succeeded subterminally, by dusky scales.

Expanse, 17 m. m. *Habitat*, California (Theo. L. Mead, No. 70).

HELIOTHIS, Ochsenheimer (1816).

Subgenus, *Melicleptria* Hübner⁷ (1816).

Type: *Noctua cardui*, *Esper*.

***Heliothis mitis*, Grote, Plate 3, fig. 7 ♀.**

♀.—Ocelli; eyes naked; front bulging, very full; antennae simple, scaled; palpi and body without the very heavy fringing and vestiture of *Helionche*. Size small. Fore wings dark, olivaceous yellow, tinted with bright ochreous. A rounded, oblique, pale yellowish transverse exterior fascia, attaining internal margin. The narrow subterminal darker ground shade between this and the broader terminal pale yellowish space is, by contrast, distinct. A narrow terminal linear continued shade of the darker ground color; fringes bright ochreous. A hardly perceptible discal longitudinal paler shade. The ornamentation of the fore wings recalls that of the preceding species. The shape of these is, however, different, the external margin being shorter and the internal angle more determinate. Hind wings black, with pale yellow fringes.

⁷ This section seems to me of at least equal value with *Dianthoecia*, and might be raised to generic rank.

Beneath largely blackish, without marks; the apices and costal region and the fringes of both wings pale yellowish.

Expanse, 18 m. m. A single specimen on flowers in July. Central Alabama. Collection of this Society.

The fore tibiae are provided with a double row of spines, terminating in longer claws; the other tibiae appear to me unarmed.

***Heliothis villosus*, Grote.**

Melicleptria villosa, Grote, Proc. Ent. Soc. Phil. p. 531, Plate 6, fig. 6, 1864.

Habitat, Colorado Territory.

***Heliothis suetus*, Grote, Plate 3, fig. 10 ♂.**

♂.—Ocelli; eyes naked; antennae simple, scaled above, pilose beneath. Body clothed with pale sericeous olivaceous hair. Fore wings dull purple, equally overlaid with pale sericeous scales. No traces of ordinary lines. Below median nervure, between the inceptions of veins 2 and 3, an even nearly white band descends straightly to internal margin. Above median nervure a whitish discal blotch takes the place of the orbicular and a second broader, at the extremity of the cell, the place of the reniform. These two discal demi-bands seem on either side continuous with the inferior band which hence has a furcate appearance. Terminal space paler than the rest of the wing, wanting the purple color, and indicating, by contrasting, a sub-terminal line. Hind wings black with a broad median fuscia interrupted medially and thus forming two large spots, the lower subquadrate, the upper ovate; fringes white. Beneath, largely white; costal edge of primaries white; the deep black basal patch not attaining costa; a large subquadrate black discal spot; transverse line indicated and followed by a large diffuse blackish shade inferiorly. Hind wings largely whitish; the black basal patch does not attain costa and partly absorbs the large discal spot. The wide, hind border is abbreviated.

Expanse, 23 m. m. *Habitat*, Colorado Territory (coll. Theo. L. Mead, No. 7).

Resembles the European *H. purpurascens*, but is more faintly colored and the band of the fore wings is single inferiorly.

***Heliothis persimilis*, Grote, Plate 3, fig. 11 ♀.**

♀.—Perhaps the opposite sex or a variety of *H. suetus*. It differs as follows: smaller and with olivaceous scales margining the median fascia

inwardly and obtaining on the cell between the two blotches. A third yellowish-white spot on the cell nearer the base of the wing, at about basal fourth. Hind wings with the spots much smaller than in *H. suetus*, the upper one notably reduced. A third spot nearer the base of the wing. [This accessory spot may be wanting in other specimens, since it is distinct on one wing, and I can find no trace of it on the opposite side, while my specimen is in perfect condition.] Beneath, much as in *H. suetus*, but the costal edge is black, and on either pair the black color predominates; the inner white spot of the primaries is very distinct; on the hind wings is a trace of a subterminal line continued above the abbreviated marginal band.

Expanse, 21 m. m. *Habitat*, Colorado Territory (coll. Theo. L. Mead, No. 6).

***Heliothis pauxillus*, Grote, Plate 3, fig. 6 ♂.**

♂.—Resembles the preceding two species, but the white bands and spots of the primaries are here wanting, and the normal two median lines are perceivable as paler flexuous lines, the transverse anterior arcuate, the transverse posterior subsinuous. The wing wants all purple tints and is dull sericeous olivaceous, the basal and subterminal spaces darker. Paler shades on the median space indicate the discal spots. Fringes darker-shaded at base. Hind wings black, with two small sub-equal yellowish spots situated rather nearer the base of the wing than usual. Fringes whitish. Beneath, much as in *H. persimilis*.

Expanse, 19 m. m. *Habitat*, Colorado Territory (coll. Theo. L. Mead, No. 9).

***Heliothis proruptus*, Grote.**

Heliothis proruptus, Grote, Trans. Am. Ent. Soc., Vol. IV, 1873.

Habitat, California.

***Heliothis spinosae*, Guenée.—**

Heliothis spinosae, Guenée, p. 182, Plate 9, fig. 10, 1852.

Habitat, Canada (auth. Guenée).

***Heliothis hirtellus*, Grote and Robinson.**

Anthoecia hirtella, G. & R., Proc. Ent. Soc. Phil., Vol. 6, Plate 3, fig. 3, 1865.

Habitat, Rhode Island.

This may be Guenée's *spinosae*, while the figure in the *Spécies Général* but distantly recalls our species, and the description does not agree entirely, especially in the color and position of the reniform spot.

***Heliothis tuberculum*, Hübner.**—

? *Anthocia tuberculum*, Guenée.

Habitat, "Pennsylvania" (auth. Hübner).

Hübner's figure points to a species yet to be discovered by us, while M. Guenée's identification may be inexact, since the hind wings are described as "jaunes" in the *Spécies Général*.

***Heliothis binus*.**—

Anthocia bina, Guenée, p. 186, 1852.

Anthocia bina, Grote, Proc. E. S. Phil., p. 342, 1863.

Habitat, Amérique Septentrionale (auth. Guenée).

***Heliothis brevis*.**

Anthocia brevis, Grote, Proc. Ent. Soc. Phila., p. 530, plate 6, fig. 4, 1864.

Habitat, Colorado Territory. A specimen from the Territory taken by Theo. L. Mead, and numbered 8, perfectly corresponds with my type, and measures 25 m. m. in expanse.

***Heliothis atrites*, Grote.**

Anthocia brevis, Grote, ♀ var., Proc. E. S. P., p. 530, plate 6, fig. 5, 1864.

I have seen a second specimen in St. Louis, which was larger, while otherwise agreeing with the specimen from Colorado Territory, and I feel little hesitation in retaining it under a distinct name.

***Heliothis arciferus*.**

Anthocia arcifera, Guenée, vol. 2, p. 184.

Anthocia arcifera, Guenée, vol. 3, p. 399.

Anthocia arcifera, Grote, Proc. Ent. Soc. Phila., p. 340, plate 6, fig. 3, 1863.

Habitat, New York; Pennsylvania.

Heliothis Spraguei.

Anthoecia Spraguei, Grote, Proc. Ent. Soc. Phila., p. 341, plate 6,
figs. 4 and 5, 1863.

Habitat, New York; Pennsylvania; New Jersey.

This species unites in its coloration the first and second groups of M. Guenée's genus *Anthoecia*. There seems to be no value to that arrangement, since M. Guenée's *Anthoecia rivulosa* is not related to *A. arcifera*, but to *A. Thoreaui*, G. & R., a species which apparently would have been excluded by M. Guenée from his first group.

Heliothis lynx.

Anthoecia lynx, Guenée, p. 185.

Habitat, Massachusetts to Alabama.

Heliothis Packardii.

Anthoecia Packardii, Grote, Proc. E. S. Phila., p. 528, plate 6,
fig. 2, 1864.

Habitat, Colorado Territory.

Heliothis nobilis.

Anthoecia nobilis, Grote, Proc. E. S. P., p. 529, plate 6, fig. 3, 1864.

Habitat, Colorado Territory. Perhaps the same as the foregoing. In the collection before me from the Territory are no specimens of either form, nor of the succeeding two species brought from thence by Mr. Ridings.

Heliothis mortuus.

Anthoecia mortua, Grote, Proc. E. S. P., p. 528, plate 6, fig. 1, 1864.

Habitat, Colorado Territory.

Heliothis jaguarinus.

Anthoecia jaguarina, Guenée, vol. 2, p. 184, plate 9, fig. 11, 1852.

Anthoecia jaguarina, Grote, Proc. Ent. Soc. Phila., p. 528, 1864.

Habitat, Colorado Territory (coll. Ridings).

Subgenus *Tamila*, Guenée (1852).

Type: *Noctua nundina*, Drury.

***Heliothis nundinus*.**

Noctua nundina, Drury.

Habitat, New York; Pennsylvania; New Jersey.

***Heliothis Meadi*, Grote, Plate 3, fig. 5.**

♂.—Fore wings bright olivaceous green, with silvery white transverse lines; basal half-line silvery white; transverse anterior line rather broad, silvery, forming a single arcuation, interrupted about median nervure by two minute black streaks; a similar interruption marks the transverse posterior line below median nervure; transverse posterior line silvery, forming two inward arcuations, the first to vein 5, the second to internal margin immediately on which the line straightens; median space with a pale diffuse shade inferiorly preceding the t. p. line below the nervure; medially, on the cell, is a pale spot which extends superiorly along costal region to the t. p. line; the bright olivaceous green subterminal space extends opposite the cell to the terminal margin, dividing the pale terminal space; the subterminal line is only indicated by the contrast between the bright subterminal and the pale creamy yellowish terminal space; fringes pale, cut with olivaceous green; hind wings whitish, with a broad, black marginal band, half interrupted as usual on the margin before anal angle, and a broad discal lunule fused with blackish basal scales; fringes white; beneath creamy white; the primaries show an inferior basal black dash, two discal spots, the outer the larger, and a diffuse black inferior shade without the transverse line; hind wings show a blackish discal lunule and an abbreviated marginal band at anal angle; thorax and abdomen creamy whitish, paler beneath.

Expanse, 26 m. m. *Habitat*, Colorado Territory (coll. Theo. L. Mead, No. 5).

This is the most beautiful species perhaps of the genus, and it gives me pleasure to dedicate it to Mr. Mead, to whose kindness I owe an opportunity for examining a rich collection of Noctuidae from Colorado Territory. The present species differs throughout from *H. nundinus*, to which its resemblance is only general, so that a comparative description would be superfluous.

Subgenus *Heliothis*, Ochsenheimer.

Type: *Noctua armigera*, Hübner.

Heliothis citrinellus, Grote and Robinson.

Heliothis citrinellus, Grote & Rob., Trans. Am. Ent. Soc., vol. 3,
p. 180, plate 2, fig. 79, 1870.

Habitat, Texas.

Heliothis phlogophagus, Grote and Robinson.

Habitat, Western States; Colorado Territory (coll. Theo. L. Mead, Number 23); California. This species is sometimes confounded with *H. armigera*. In a late number of the American Naturalist (April, 1873) it is figured on p. 214, with an erroneous determination. On the same page, fig. 40 is considered to represent *Anomis xylinea*, which it does not. These errors impair the value of the article which the figures illustrate.

Heliothis armigera, Hübner.

Heliothis umbrosus, Grote, Proc. Ent. Soc. Phila., Vol. 1, p. 219, 1862.

This is the "Boll-worm" of agricultural writers, and is more or less destructive to the cotton boll in the Southern States, where it is widely distributed. It is there often erroneously considered as the same as *Anomis xylinea*, which is the true "Cotton worm," feeds on the leaf, occurs in swarms at varying periods, and belongs structurally to a lower group of the family. I consider *Anomis xylinea* as an introduction, and not as a true habitant of the Cotton belt. From the irregularity of its appearance, its defective economy (brought about by feeding on an annual, whereas in the countries of which it is a native, the cotton plant lasts several years), and the circumstantial evidence offered by its progression northward, de novo, every year that it occurs within our limits, I conclude that its introduction is due to secondary causes. It is killed out every winter with the destruction of the plant by the frost in central Alabama, Georgia and the Carolinas. The last act of the successive generations is often to fly out of the loosely webbed and defenseless

pupa into the face of the frost. On warm winter days the moths may be disturbed in shelter. Since cotton is planted after the spring vegetation has appeared, and no worm troubles the early plants, it is evident that *Anomis xyлина* does not exist at that time in any stage. For if it existed as a moth, it would perish before the plant was up upon which to deposit; if as an egg, this would hatch equally before the food was ready; if as a chrysalis, it could not lie exceptionally dormant while kindred life was active, unless in all these cases it suited itself to the altered economy of its food plant. I have never found it in any stage in the Cotton belt in the early spring. The rapid numerical increase of individuals in the native broods may be owing to the absence of parasitic checks which have been escaped in migrating, and left behind in more Southern countries. On the other hand, *Heliothis armigera* is a resident of the United States. While a comparison of American specimens (*umbrosus*) with European individuals (*armigera*) affords me no apparently valid distinguishing characters, I yet remark that the larvae have not been compared. I am not yet prepared to believe that the species has been introduced from Europe, feeding, as it does here, on some peculiarly American genera of plants. Yet, according to Guenée, its habitat is very extended, since it has been taken in Australia, where, however, it may have been introduced since the colonization and from America. It occurs apparently rarely in Europe, whereas it is here common. Has it reached Europe by a westward route from California? We shall probably soon write after its habitat—the world.

HELIOCHILUS, Grote (1865).

Heliochilus paradoxus, Grote.

The aberrant neuration distinguishes this genus, originally described from Colorado Territory. I have taken the species in Central Alabama, apparently only differing from my types by its smaller size. I learn that the genus has been since discovered in Northern Hindostan.

CHARICLEA, Kirby.

Chariclea exprimens.*Heliothis exprimens*, Walker.

Represents in the Atlantic District the European *Chariclea umbra*, Lederer (*Heliothis marginata*, Auct.).

Argillophora,⁸ n. g.

Ocelli. Antennae simple, scaled, pubescent in both sexes. Labial palpi porrected, curved, coarsely scaled, held apart from, but not exceeding, the front, divaricate. Wings rather wide and subangulate. Fore wings roundedly produced opposite median nervules, below which the external margin is cut inwardly to internal angle. Hind wings with rather determinate apices, full about median nervules and a little inwardly cut before anal angle. Primaries 12-veined; 3, 4, 5, near together, 5 near 4, joined by a portion of the cross vein which is discontinued, leaving the cell open. An accessory cell from the middle of the lower margin of which 6 is angulatedly thrown off opposite 5; 7 and 8 arise together from the outer point of the cell; 9 out of 8 to costa just before apex; 10 out of the upper margin of the cell near its apex to costa; 11 out of subcostal nervure opposite 2; 12 a simple nervure to costa near 11. Hind wings with two internal veins, 1 and 1a; 3 and 4 from one point; 5 removed, springing from the cross vein which beyond its inception, arcuately closes the cell; 6 and 7 from one point, together; 8 from the nervure at a point within the inception of 2. Hind tibiae with double spurs. Body linear; abdomen exceeding the secondaries, with very minute dorsal tufts.

The color is yellowish buff, wings nearly alike, primaries with a white angulate fascia, so that we are reminded of *Leucania*. But in the arcuate palpi, the wide wings, their shape and the nervation, we see that we have to do with a form allied to *Spargaloma*, and belonging to a very different group of the family.

Argillophora fureilla, *Grote*.

♂ ♀.—Dull creamy buff, shaded with blackish obliquely downwards from the apex inwardly, and longitudinally from the base outwardly over the median space. A black dot at base, one at the locality for the orbicular, and one (sometimes wanting) at the extremity of the cell, all parallel. A prominent

⁸Gr.: ἀργίλλος et φέρο.

silvery white elbowed band, limited by black scales more or less evidently, commences at the base of the wing below median nervure, and runs outwardly a little obliquely and downwardly, not attaining the internal margin, to a point beneath the second black dot, whence it ascends obliquely outwardly to the extremity of the discal cell, there widening and terminating, but sending beyond its termination on either side a continuing streak, the outer the longer, limiting inwardly the oblique, dusky, apical shade. Thus the termination of the white fascia is more or less furcate in appearance. A terminal series of black dots; fringes darker than the wing. Hind wings in the male more yellowish and clear, without shades or markings, in the female more or less smoky, in either sex with a terminal broken black line. Beneath the primaries show a blackish oblique apical shade and a single transverse line, projected opposite the cell and more evident superiorly. Hind wings faintly irrorate, with a minute discal dot and a subterminal atomical line running straightly across the wing, not coinciding with external margin and sharply angulate at about vein 6, thence running back to costa. In the female there is a blackish cloud at apex which conceals the angulation of the line, the course of which is peculiar to the group to which this form belongs. Body concolorous with wings; thorax above minutely irrorate with black scales, and these black scales also obtain over the surface of primaries at base. The few dorsal dots along the abdomen seem raised and appear as incomplete tufts.

Expanse, 24 m. m. *Habitat*, Central Alabama in July.

Harveya, n. g.

Eyes naked, ocelli; caputal squamation short and thick; labial palpi free, exceeding the front; third joint half the length of the second, closely scaled; ♂ antennae with a rather long ciliary fringe across the joints beneath, converging at the sides; tarsi spinose; legs strong, closely scaled, strongly spurred. Body stout, smoothly and thickly scaled, in general form like *Panopoda*; abdomen not exceeding anal angle of secondaries, comparatively stout and thick, pointed at anus. Wings broad, densely squamose; primaries with the costa arcuate to the apices which are squarely cut, the external margin descending at right angles, 12 veined, 3, 4, 5 near together, 5 half the distance from 4 that separates 3 from 4, cell closed centrally by a fold, 6 opposite 5 from the cross-vein as near the lower angle of the accessory cell as 5 from 4, 7 and 8 together from the apex of accessory cell, 7 to apex, 9 out of 8 a very short furcation to costa; cell double, divided obliquely centrally by a vein which seems the prolongation of 10, upper side of the cell formed by 11, which anastomoses with 10, beyond which the two veins are thrown off near together to costa. Hind wings rounded, 8-veined, two internal veins (1 and 1a), cell open, or closed by an incomplete fold, 3 and 4 together, 5 a little re-

moved, costal and subcostal veins anastomosing at base. The fringes are short; internal margin lengthily haired; alar squamation dense. The species is broad-winged, stout, allied to Panopoda, *Guenée*, and Pleonectyptera, *Grote*. The whole insect is dyed of a pale vermillion, darker, shaded with yellowish above, and in its bright colors recalls both Pleonectyptera and the Geometridae; the usual lines and spots are absent. It has something of the compact appearance of *Pseudophia*.

I name the genus after Dr. Leon F. Harvey, Secretary of this Society, whose devotion to science and personal amiability merit the only recognition it is in my power to bestow.

***Harveya auripennis*, *Grote*.**

♂.—The whole insect is pale vermillion with an orange cast, shaded above with dead buff or yellowish. The lines are obsolete on the fore wings above. The transverse anterior line is merely indicated by two or three geminate, white and black scale points. The transverse posterior line is pale, even, nearly perpendicular, angulated opposite the cell, thence running inwardly obliquely to internal margin; it is marked by black and white scale points on the veins; the line appears as a narrow yellowish thread-like shade, removed towards the external margin. The reniform is sometimes perceptible as a vague yellowish mark, tolerably large and of the usual shape. Outside of this runs the powdery black median shade, the most prominent marking of the wing, sometimes obsolete superiorly, and appearing as a powdery black spot on internal margin, near the base of the t. p. line. A series of interspaceal subterminal black streaklets followed by white points sometimes faded out. There is a pale faint pruinose shade over the wing subterminally, which spreads over the concolorous hind wings, these latter show no other marks save a vague continuation of the markings of the t. p. line. Beneath, body and wings brighter than above, without markings, though a faint common line is indicated. Terminal joint of palpi with blackish scales; tarsi blackish; legs white dotted at the knees and base of the joints.

Expanse 45 m. m. *Habitat*, Florida (Charles Linden legit); Kentucky (Mr. Theo. L. Mead, No. 149).

***Spiloloma*,⁹ n. g.**

Ocelli. Eyes naked, without lashes. Front without projection. Middle tibiae sparsely spinose; fore and hind tibiae without spines; all the tarsi spinose. Vein 5 of the hind wings equally strong, arising very near 4.

⁹ Gr. : *σπιλος* et *λόμα*.

Abdomen without tufts. Labial palpi well developed, hardly exceeding the vertex, thickly scaled; third joint proportionally long. External margin of the wings waved. Legs closely scaled; fore tibiae shortened and with a swelling, more thickly haired. Antennae scaled above, thickly ciliate beneath, with a lateral longer bristle on the sides of each joint. Wings wide; size rather large; body proportionally slender. Squamation smooth and flattened, without tufts; between the antennae the scales have a forward direction without forming a prominent interantennal tuft. Head proportionally large. Collar discolorous, somewhat wide; thorax square in front, rather heavy; abdomen proportionally slender, tapering, fully as long as the hind wings.

Differs from *Leucanitis* in the middle tibiae being alone spinose; from *Catocala* in the waved margin, smooth vestiture, and concolorous wings; from *Pseudophia* by the non-spinose hind tibiae; from *Harveya* by the spinose middle tibiae, less thickly scaled middle and hind legs, broader wings with waved external margins, stouter palpi and slenderer shape. The ornamentation recalls *Megachyta lituralis*, and certain of the *Geometridae*.

Spiloloma lunilinea, Grote.

♂.—Pale brownish dove color. Collar darker; body concolorous. Fore wings with obsolete ornamentation. Costal edge with four distinct deep brown liturate spots marking the inception of the extra-basal, transverse anterior, median shade and transverse posterior lines. Below these the transverse lines are merely indicated by minute nervular dots. The median shade is very faint, linear, somewhat ochreous. The ordinary spots are obsolete. Subterminal line faintly indicated, marked on costa and preceded by two costal marks. A darker shade over the median nervules on terminal space. Hind wings concolorous, with the t. p. line continuous and formed by minute nervular dots, and the pale subterminal, faintly indicated. Beneath, without markings, except a quite distinct continued dark narrow extra-mesial common lunulated line drawn across both wings, and accentuated on costal region of primaries. A faint discal shade spot on the hind wings.

Expanse, 50 m. m. *Habitat*, West Virginia (coll. Theo. L. Mead, No. 148).

Our actual knowledge of our Moths, and more especially the *Noctuidae*, is yet too indifferent and our collections too meagre, to allow us to draw any stable conclusions with regard to their geographical distribution. While certain species occur from California

to Maine and southward to Texas, as for instance *Heliothis armigera*, and certainly show little or no local variation, it is possible that others, now separated by us specifically, may be hereafter united as geographical races. The important work of Allen on our Birds, shows us the value of minute comparisons over wide areas. But we are very far from possessing the basis for such intelligent comparisons in the Moths. Our material must first be named and the differences, such as we find them, exhibited, before we can properly estimate the value of the distinctions we perhaps may at first overweigh.

To the few intelligible figures of the older illustrators and the *Spécies Général* of M. Guenée, we have now to add the conscientious labors of Lederer on the *Pyalidae*, and of Zeller on Texan Moths, increasing the number of observations written in Europe on our Moths, which are of permanent value. On the other hand the otherwise great labor displayed in the compilation of the British Museum Catalogue has been thrown away by the careless and incomplete descriptions it embodies, and it will remain a constant obstacle to a correct synonymy if we continue to recognise it as an authority. By its non-correction we are brought to face a dilemma by which we must either commit an act of violence and reject the Catalogue totally, or submit to the study of a repulsive compilation from whence we cannot derive either correct information or certainty on any one point and expose our lists to endless and irritating changes at the dictum of the British Museum. While the first course is openly advocated by many European scientists, who are in reality less interested in the matter than ourselves, I, for one, must prefer the latter alternative, as I elect to suffer through an injustice rather than to countenance an apparent wrong.

VIII. Descriptions of Noctuidae principally from California

BY AUG. R. GROTE.

(Read before this Society, August 1, 1873.)

I OWE to the kindness of Professor A. S. Packard, Jr., of the Peabody Academy of Science, Salem, Mass., a collection of Moths from California and the Territory of Nevada, for study and identification. The collections had been sent by Mr. Hy. Edwards and Mr. James Behrens, to whom credit is given in the present Paper. From the condition of some of the specimens and the necessity of having a larger material for examination, I have not been able to catalogue the entire collection at the present writing, and hope to be able to turn again to the subject on receiving the necessary material.

I have included in this Paper notes on certain species received from other correspondents to whom I am indebted for the favor.

Habrosyne scripta (*Gosse*).

Habitat, Sitka (coll. Mr. Hy. Edwards, No. 137).

The specimen (in poor condition) does not seem to differ from our Eastern material. The species is very near the European *H. derasa*. This genus and *Thyatira* have a singular distribution. *Habrosyne* has one European species, *derasa*; one Asiatic, *gloriosa*; one North American, *scripta*. *Thyatira* is credited with one European, *Balis*; one Asiatic, *vicina*; one North American species, *pudens*. The specific differences in each genus are slight, and are perhaps due to the effects of climate, since our N. A. species of either genus are brighter colored than the European. I remark, however, that the larval forms of our species are unknown. Again

it must be remembered that the species are all Arctogaeal. While both genera are Bombyciform Noctuidae, it seems natural that they should favor high latitudes, and *H. scripta* may be spreading southwards on this continent. We have it from Virginia, but I have already remarked that the lepidopterous fauna of the Southern States is not divisible from the Middle States, until, perhaps, we come to the Floridian peninsula and Southern Texas. Hence I would attach little value to descriptions of species principally based on Southern localities, e. g., *Grapta Crameri*, Scudder. I have the Floridian *Harveya auripennis*, also from Kentucky; this seems to me a Southern form spreading northwards, since the group to which it belongs is more extensively developed as we progress towards the equator.

***Acronycta lepuseulina*, Guenée.**

Habitat, California (Mr. Hy. Edwards, No. 72).

Two specimens are before me which are better marked beneath than usual, but which belong evidently to this species. This must not be confounded with *A. lupini*, *Behr*. A study of this genus shows that the specific names retained under it represent very unequal values. Thus, *Acronycta occidentalis*, *Grote*, designates a form which differs exceedingly slightly in the imago state from another, *Acronycta psi*, while the two species differ very strongly as larvae or in the young stage. Again, *Acronycta lobeliae*, *Guenée*, represents a form that, comparatively speaking, cannot be mistaken in any stage, as far as known. Yet where we find a difference we are obliged to signalize it, the rather if we are amenable to the evidences offered by the theory of evolution of species through constantly acting natural laws. Where, as in *Acronycta*, there is a prevailing general uniformity in the appearance of the imagos of a single group of species, and generally broad distinctions between the larval forms, it is a not unreasonable conclusion that these larval differences are gradually evolved by the workings of a natural protective law which intensifies their characters in the direction in which they are serviceable to the continuance of the animal.

Understanding metamorphosis in insects as correlated with development, and as a growth-period characterizing a more sudden

escape from a lower and more embryonic physical condition, we may consider it as a reminiscient action, marking the successive developmental halts in the kingdom, through which it is given to some to pass, and at which it is fated that others shall perish.

Within the two series of suborders of Hexapoda, a synthetic type has been shown by Packard to exist in the Neuroptera. In comparing the Lepidoptera, a synthesis may be detected in the Bombycidae. Thus the Lithosiinae resemble the Pyralidae, the Arctiinae the Noctuidae, the Attacinae the Geometridae; lower down the Cossinae the Tineidae, though the actual interchange of the two latter must be doubted, even since the discovery of such a form as *Morpheis*, perhaps the most extraordinary form of the suborder. Professor Packard has compared the thoracic structure of *Sthenopsis* with the Neuropterous *Polystichoetes*. And, in a general comparison with the Neuroptera, the Lepidoptera are seen to advance along a line of parallel development. Indeed the development of all the suborders is at least biserial, reflecting the progress of the Order. Thus the Diurnals resemble the higher Neuroptera in the position of the wings, while in the lower Neuroptera these are deflexed as in the Moths. In considering the general progression of the Hexapoda, the Devonian and earliest forms known seem to be Neuropterous, nor is there yet sufficient evidence to prove that the common origin of Hexapoda is to be carried back through suborders exclusively fossil. Yet that the position of the Neuroptera suggests such a third series, which is now no longer living, and which has given rise to the Orthoptera, Hemiptera and Coleoptera, and again to the Diptera, Lepidoptera and Hymenoptera, cannot be denied. And that the Lepidoptera are the more recent, palaeontological evidence rather confirms, while we should not expect the Butterflies to be largely represented among the flowerless forests of the Carboniferous period. On general grounds we shall agree that the common origin of Tracheata is to be sought in the Zoëaeform Crustacea as suggested by Haeckel. Packard's objection, that *Leptus* begins life on a higher level than Nauplius can hardly lead us to reject the crustacean origin of Hexapoda, a type which must have been evolved from a littoral biregional ancestry. In studying the larval forms of Hexapoda we follow Packard's exposition of larval types. The exceptional position of the abdomen in the young *Laehnosterna* recalls the usual

Saw-fly form, while the larvae of the Lepidoptera more generally resemble the young stages of the higher Bees. Hitherto recorded observations suggest that the higher Tracheata have been evolved by an effort of adaptation to a land life. The land was probably visited at first irregularly and then at a stated life-period, while the Hexapodous type affords an ascending series of grade in terrestrial adaptation. The consideration of the general longer period of larval life shows a connection with this effort, while the greater equalization in duration of the periods of growth, or the curtailment of the younger stage to the benefit of the adult, marks a permanent advance in type in Hexapoda.

In examining the general characters offered by the Lepidoptera, attention has been already directed by Agassiz to the position of the wings. The elevation of both pair in the Papilionidae necessitates a single muscular action in the act of assuming flight. In the Moths the primaries being deflexed and the hind wings doubled upon themselves, an additional muscular movement is required and, as I have assured myself, the wings are first independently thrown forward. That the stronger-hued Diurnals are in all probability more recent in time than the Moths, must be, in default of palaeontological evidence, as yet mere surmise; yet *Castnia* suggests the forms through which the Bombycidous type may have passed.

The antennae of the Lepidoptera have early enlisted the attention of classifiers, but I find on reflection a renewed objection to Boisduval's terms in the physical unimportance of the difference they signalize. On comparing the antennae of the Moths and Butterflies together, we should be rather struck by their rigidity and uniform length in the latter group. The flexibility and diversity of the appendages to the joints of the antennal stem in the Moths, point to a more active use. From the stout, rayed and short antennae of *Attacus*, to the thread-like, simple and lengthy antennae of *Adela*, there is a wide diversity, indicative of utilitarian change. When we remember the general habit of the Moths, the necessity for a development of their perceptive faculties, independent of vision, seems obvious; their more sensitive antennae may protect them from many enemies their habit exposes them to. On the other hand the Butterflies are more

protected by vision, and the rigidity, together with the general uniformity of the antennae, seems to be the result of desuetude. Clemens' experiment in the excision of the antennae of *Platysamia cecropia*, points to a different conclusion from that reached by him, viz.: that the antennae are instruments of atmospheric palpation. The power of hovering was hardly lost through antennal mutilation, but suspended through the consequent loss of a heavy percentage of the perceptive faculties. On occasion I have noticed that the loss of the antennae in the Butterflies has not been attended by an equivalent result. Finally it does not seem reasonable to expect a complete differentiation of the senses in the Articulata.

Admetovis, n. g.

Ocelli. Eyes hairy. Front full, closely scaled, exceeded by the roughly scaled labial palpi. Antennae shorter in the male, each joint provided with rather stout corneous lateral pectinations, giving off at the extremity a stouter bristle, and more finely bristled beneath; in the female longer and simple. The tibiae are unarmed; legs stout and long. The body is long, stout and fusiform, thorax elevated, rather short, crested behind; abdomen long and stout, exceeding the secondaries by nearly a third of its length. In the female the stout ovipositor is notably extruded. The maxillae are moderately stout. The wings are long, with very straight costal margin of primaries, rather acute apices and oblique, but little rounded, hind margin.

Apparently the nearest European ally to our genus is *Brithys*, from which *Admetovis* differs decidedly in the shape of the wings, the extruded ♀ ovipositor,⁴ the sexual difference in the antennal length, and stouter maxillae.

Admetovis oxymorus, Grote, Plate 4, fig. 5, ♀.

♀.—Bright gray. Median lines perpendicular, accompanied by paler shades, approximate, irregular, transverse posterior more regularly scalloped. Orbicular rather large, subquadrate, double-ringed, concolorous. Reniform whitish with a brown internal annulus, claviform indistinct. Subterminal space pale, washed with a delicate brown, deepening in color to the strongly expressed subterminal line which is the most prominent feature of the wing. The line appears to arise on the external margin at vein 8 below the apices, whence it runs inwardly, meeting the margin again at the extremity of vein 4; here it runs inwardly again, shortly dentate on vein 3, forming a wide scallop and

joining the internal margin midway between the angle and the base of the transverse posterior line. It is of an intense deep brown with a thread-like white outer border. The gray terminal space is thus divided by it into unequal portions. An interrupted black terminal line; the gray fringes are a little produced at the extremity of the nervules. Hind wings obscure ochrey white, with a light brownish diffuse exterior shade; the nervules incompletely marked with dark scales and a subcontinuous marginal black line; fringes whitish with an internal dark line. Tegulae gray, contrasting with the light brown collar and thoracic disc and tuft; abdomen colored like the secondaries. Beneath the wings are pale, shaded with reddish over the apices and costal margins, sparsely dusted with dark scales, with a common exterior line emphasized on the veins and faint discal dots more apparent on the hind wings; a faint subterminal line appears contrasted by the difference in tone of the subterminal and terminal shades.

Expanse, 46 m. m. *Length of body*, 24 m. m. (including ovipositor). *Habitat*, California, Sierra Nevada (coll. Mr. Hy. Edwards, No. 2733).

♂.—At first sight, and with a different locality, the specimen I regard as belonging to this species, would not be considered as referable to it. The thorax and fore wings are uniformly gray sprinkled with darker scales. The reniform is concolorous and both spots relatively larger. The most prominent difference is expressed by the absence of the contrasting light and brown color of the subterminal space, which is here concolorous. The subterminal line is, however, here brown, distinct, and in its general course the same as in the opposite sex; it forms a more evident W-shaped mark by its dentations on veins 4 and 3; it runs backward above vein 8 to costa, leaving the apices gray; however a faint trace of this action is visible in the female, in which the apices are concolorous and apparently fused with the subterminal space. The hind wings are more whitish with a more determinate darker band and beneath the specimen lacks the reddish shade of the female, with an otherwise similar appearance of the wings.

Expanse, 46 m. m. *Length of body*, 22 m. m. *Habitat*, Colorado Territory (coll. Mr. Theo. L. Mead, No. 54, ²³/₇).

***Agrotis Vancouverensis*, Grote, Plate 4, fig. 4, ♂.**

♂.—Light brown with pale shadings. A very broad distinct basal dash, widening outwardly, extends into the median space, apparently concealing the claviform. T. a. line strongly dentate inferiorly. Discal spots set in the black

filling of the cell. Transverse posterior line unusually sharply denticulate; the pale subterminal line preceded by large cuneiform brown marks. An interrupted black terminal line on the margin; fringes light brown. Hind wings fuscous without markings, save from the reflection of the black and distinct discal liture of the under-surface; fringes as on primaries. Beneath fuscous without markings except the discal spots, which are unusually broad on the secondaries. Thorax above brown with darker lines on the collar.

Expanse, 40 m. m. *Habitat*, Vancouver's Island (coll. Mr. Hy. Edwards, No. 2624).

A rather large, broad-winged species, allied to *A. obeliscoides* and *A. venerabilis*, differing by the dentate and distinct transverse posterior line.

***Agrotis saucia* (Hübner).**

Habitat, California (coll. Mr. Hy. Edwards, No. 157). The American specimens, described by Harris as *Agrotis inermis*, are not distinguished. In the same way Harris describes our specimens determined by Guenée as *Agrotis suffusa*, under the name of *Agrotis telifera*.

***Agrotis Wilsoni*, Grote, Plate 4, fig. 3, ♂.**

♂.—Hind and middle tibiae spinose. Eyes naked. Antennae bristled, the joints with lateral fascicles. Fore wings singular in appearance, as if overlaid from the base to the terminal space with a smooth olivaceous-ochrey shade, in which the distinct, black, pale-circled, attenuate ordinary spots appear as if cut out. At the base of the wing are some blackish marks indicating the basal half-line. On costa there is a darker somewhat ferruginous shade preceding the inception of the subterminal line, which is inwardly dentate opposite the cell and may appear by contrast against the blackish terminal space. No or very faint traces of the ordinary lines. Terminal line a series of very distinct black linear marks. Secondaries fuscous, a little paler basally, with whitish faintly interlined fringes. Beneath very pale, without lines, but with the reniform on the primaries distinctly reproduced and a black discal comma mark on the hind wings. Thorax with ferruginous shades on the collar and centrally; abdomen pale ochreous with the anal hairs reddish.

Expanse, 37 m. m. *Habitat*, California (Mr. James Behrens, No. 12). I know of no species resembling this in ornamentation. I respectfully dedicate the species to Mr. Walter T. Wilson, whose services to Natural Science deserve to be held in remembrance.

Ammoconia badicollis, Grote, Plate 4, fig. 18, ♀.

♀.—Eyes naked, strongly lashed. Middle and hind tibiae spinose. Abdomen narrow, without tufts, anal segment laterally compressed. Thorax with a slight tuft behind the collar, the latter medially produced. Gray, powdered with brown, with a warm tint which becomes reddish on the under-surface of the wings. Primaries with the ordinary lines partially effaced. The inceptions of the basal, transverse anterior and transverse posterior lines are marked with blackish brown on costa; between the first two the costal region is free from brown scales. T. a. line skirting the large, concolorous, decumbent orbicular, beneath which it is very fine, arcuate outwardly on submedian interspace, running inwardly on vein 1, again outwardly projected to internal margin. A short brown shade on the cell connects the transverse vaguely-outlined reniform, which is hardly as large as the orbicular. T. p. line geminate, consisting of a pale included space margined inwardly by an obsolete line, and marked outwardly by black and white nervular dots obsolete superiorly. Subterminal line whitish, more or less fragmentary and irregular, preceded by a brown shade. A terminal lunulated deep brown line corresponding to the slightly waved external margin. Hind wings pale fuscous, with pale fringes and depressed external margin opposite the cell. Beneath, the wings are reddish along costal and external margins, show rather distinct linear discal marks and a common exterior transverse blackish line. Body parts beneath tinged with reddish, legs brownish. Palpi prominent, brown at the sides. Collar contrasting, clear pale leather brown, with a distinct superior black line.

Expanse, 38 m. m. *Habitat*, Albany, N. Y. (Mr. J. A. Lintner, No. 2558).

Pleonectopoda,¹ n. g.

Eyes naked, with lashes. All the tibiae spinose; anterior pair with a longer lateral spinule at the extremity of the joint, at the termination of each row of spinules. Head thickly haired and thus concealing a flattened clypeal protuberance. Tongue strong, corneous. Male antennae with the edges of the antennal joints projected, bristled in lateral tufts. Size moderate, ornamentation Agrotiform.

The single species differs from *Agrotis* by the lashes of the eyes and from *Cladocera* by the corneous tongue. In the tibial armature the genus resembles *Mamestra* E. b. The vestiture of the head and thorax is hairy and thick; behind the centrally projected collar a mesial crest of elevated hair traverses the thoracic disc.

¹ Gr.: βλεονεχτῶ et ποῦς.

Pleonectopoda Lewisii, *Grote*, Plate 4, fig. 10, ♂.

♂.—Reddish purple brown, not unlike *Agrotis plecta* or *leucostigma* in general color, but more robust and without the pale longitudinal shades on primaries. Transverse lines obliterate. Median lines dark, narrow, faint; t. p. line sublunulate, projected opposite the cell, running evenly to internal margin. Ordinary spots large, concolorous, with a narrow pale powdery edging, separated by a black well-defined shade which fills up the cell and is slightly apparent before the orbicular. Median shade apparent below the orbicular and approximate to the t. p. line. Subterminal line pale. Terminal space duller, paler, less red than the rest of the wing; no terminal line, fringes concolorous. Hind wings pale testaceous fuscous, silky, without marks above or below. Head and thorax reddish; feet pale dotted; abdomen a little darker than secondaries. Costal edge of primaries with antepical pale dots, visible on the red-stained costal edge beneath. The fore wings beneath are like secondaries, without marks.

Expanse, 34 m. m. *Habitat*, Colorado Territory (No. 31, coll. Theo. L. Mead).

Named in memory of Joseph S. Lewis, late of this Society, a student of Entomology, who perished untimely by the railroad accident at Angola on the 18th day of December, 1867, at the age of 24 years.

Eupsephopaectes, n. g.

Eyes hairy, without lashes; antennae (♀) of the usual length, scaled above, pilose beneath, with two short stout bristles to each joint; front closely scaled, without prominence, rather narrow; tongue long and corneous; legs unarmed; thorax subquadrate with a slight anterior and more prominent posterior crest; abdomen with a dorsal ridge but (♀) untufted. Head prominent; the caputal squamation is massed between the antennae, front untufted. Palpi prominent, exceeding the front, directed obliquely forwards, closely scaled. Wings elongate and rather narrow; primaries widening outwardly, with straight costal edge; apices very slightly blunted; external margin short, evenly rounded; internal margin subsinuate. Hind wings moderate, exceeded by the abdomen. The fringes and the external margins of both wings lightly scalloped. Ornamentation *Hadena*-like; mimicking the *Sphingid* genus *Dupo*.

The genus differs at once from all the genera allied to *Hadena* (with which I would associate it), such as *Prodenia*, *Brotolomia*, *Phlogophora*, *Euplexia*, *Jaspidea*, by its distinctly hairy eyes. From

Mamestra by the sinuate internal margin of the primaries and the more produced apices. The moth is extraordinary for the resemblance which its primaries present to those of *Dupo vitis* or *D. Linnei*. The resemblance to *Prodenia* is therefore also strong.

***Eupsephopactes procinctus*, Grote, Plate 4, fig. 6.**

♀.—The dark greenish-black ground-color of the primaries has a light purple cast along costa and over the narrow defined external margin. The bands and lines are pale brownish-ochrey. The median nervure and veins 3 and 4 are striped with pale ochreous scales to subterminal line. The transverse anterior line is angulated, geminate and margins obliquely outwardly, below median nervure, a triangulate basal patch of the ground color, the inner pale margin of which is furnished by a purplish shade extending obliquely upwardly from the base of the wing, while a pale streak above internal margin provides the base of the triangle. The ordinary spots are opposedly oblique, pale and double-ringed, and hence enclose a V-shaped dark space of the ground color on the cell. A broad pale ochrey band runs downwardly obliquely from the apices to vein 1, which it joins at the extremity of the transverse anterior line. The pale single transverse posterior line accompanies this band from vein 5 downwards, it is dentate on 5 and, above it, runs inwardly upwardly to costa, which it joins above the reniform. The subterminal line appears below the oblique apical band as a series of pale interspaceal streaks followed by dark dots of the ground color of the wing before the purplish contrasting terminal space, which latter shows double terminal hair-lines; fringes pale. Internal margin striped with ochrey brown. Secondaries fuscous, whitish towards base and centrally; veins dark; fringes pale, white-tipped, with a middle dark line. Beneath, with reddish powderings; on secondaries a discal dot. Tegulae pale ochrey, with dark marginal lines. Collar with several alternate pale and dark hair-lines, neatly marked.

Expanse, 45 m. m. *Habitat*, California (coll. Mr. Hy. Edwards, No. 73).

***Mamestra chartaria*, Grote, Plate 4, fig. 12, ♂.**

♂ ♀.—Eyes hairy; fore tibiae unarmed; the species belongs to Lederer's section *E c*, and resembles in color, size and appearance *M. albifusa* and *M. chenopodii*. Gray, shaded with olivaceous testaceous, all the markings distinct and colors clear. Basal half-line geminate, black, distinctly marked (as are all the other lines) on costa, with included white scales. T. a. line similar in appearance, the inner line, below the costa, less distinct. Claviform blunt and rounded, dark-shaded. Orbicular rather large, pale and sometimes undefined.

Reniform exceedingly large and characteristic; it is filled in *inferiorly*, over the inception of the m. nervules, by a blackish blotch. Median shade approximate to the reniform, a blackish streak well marked on costa, but below the reniform appearing as an inwardly slightly oblique lunulated line. T. p. line like the other lines, sinuous, not much exerted, lunulate with white included scales. Two white costal dots before the subterminal, on a darker costal shade which precedes the subterminal line on costal region to vein 7. Subterminal similar to the other lines, without a very prominent W-mark; the narrow terminal space is dark and appears as a prominent spot opposite the cell; a dentate terminal line; fringes cut with dark scales as in allied species. Hind wings paler in the δ , with a line and diffuse darker border in either sex; fringes whitish. Beneath pale, with a very distinct dark common line, accented on the veins, and diffuse subterminal darker shades; discal lites more or less evident. The abdomen is not crested, except incompletely at base, terminates squarely in either sex, and without any external appearance of the oviduct in the female. Male antennae ciliate beneath, impectinate, scaled. Thorax colored like fore wings with blackish lines on collar and margining the tegulae.

Expanse, 34 to 36 m. m. *Habitat*, California (colls. Mr. James Behrens, Nos. 6 and 15, and Mr. Henry Edwards, No. 173). Less glaucous than the European *M. sodae*, H.-S., figs. 66-67, and differing in the details of the ornamentation.

Mamestra cuneata, Grote, Plate 4, fig. 9, ♀.

δ ♀.—Eyes hairy; fore tibiae unarmed, size small, abdomen dorsally with small tufts which are more regular in the female; the species belongs structurally to the same group as *M. latex*. Wood-brown with ashen shades, a black basal streak supporting the half-line. The median lines are geminate with included pale ashen shades, and approach each other on the submedian interspace above vein 1, where the claviform, concolorous with the dark median space, nearly approaches the t. p. line. Ordinary spots similar in appearance, pale ashen, obovate. The t. p. line is succeeded by pale nervular dots. The subterminal space becomes paler before the subterminal line and, on the submedian fold, at the inward angulation of the pale s. t. line, there is a distinct deep yellow (ever *green?*) cuneiform mark. The W-mark is obsolete; terminal space dark, concolorous with median. A terminal whitish dentated hair-line, the dentations alternating with black lines, and preceded by black points. Secondaries dark fuscous with paler interlined fringes. Beneath fuscous with warmer costal tints and faint common line. Thorax lined; tegulae more or less conspicuously whitish.

Expanse, 30 to 32 m. m. *Habitat*, California (coll. Mr. H. Edwards, No. 175). Four specimens examined.

Mamestra niveiguttata, Grote, Plate 4, fig. 16, ♂.

♂ ♀.—Eyes hairy; female abdomen pointed at the extremity, but without perceptible extrusion of the oviduct. The shape of the ♀ abdomen seems to be intermediate between *Dianthoecia* and *Mamestra*, and to weaken the validity of the former genus. Size quite small, smaller than *conspurecata*. Wood-brown, with the usual lines black, geminate, without any included whitish shades. Claviform small; orbicular vague, a little paler than the ground color. Reniform large, with a double cuneiform white spot at the extremity of the median nervure, divided by vein 4. Subterminal space deepening in color to the pale subterminal line, which latter lacks the usual W-shaped mark, and contrasting with the pale terminal space. Terminal pale dentate line, as in *cuneata*, but reduced to pale dots. Hind wings very dark fuscous. Beneath a little paler, with faint common transverse line. Body vestiture dark. Abdominal tufts obsolete, except at base.

Expanse, 26 m. m. *Habitat*, California (coll. Mr. Hy. Edwards, No. 796). Five specimens, in good condition, examined.

Mamestra (Dianthoecia?) leucogramma, Grote.

♂.—Eyes hairy. Smaller than *filigramma*, and with the yellow scales confined to the subterminal line, before which they appear as minute guttiform marks, following interspaceal cuneiform black dots. Median lines with distinct white centers, dentate or denticulate. The ground color is an olivaceous wood-brown. Ordinary spots moderate, rather vague, paler than the ground color. Subterminal line white. Secondaries dark fuscous, becoming paler basally, with whitish fringes. Beneath the secondaries are palest, primaries fuscous; a common line and subterminal fuscous shading. Thorax like the fore wings; abdomen untufted, except at base.

Expanse, 32 m. m. *Habitat*, California (coll. Mr. Hy. Edwards, No. 2198). The discovery of the female may place the species in *Dianthoecia*.

Mamestra (Dianthoecia?) 4-lineata, Grote, Plate 4, fig. 15, ♂.

♂.—Size small. Eyes hairy. Primaries whitish gray; the median space powdered with blackish, contrastingly dark, wedge-shaped, owing to the course of the geminate median lines. Of these the transverse anterior runs outwardly oblique, leaving the sub-basal space wide. The ordinary spots are smaller than usual and appear more crowded, tolerably distinct, pale with dark rings, rounded, with dark central scales, while a reddish stain obtains between them and soils the reniform; the small claviform is distinctly marked.

Beyond the white-shaded transverse posterior line the wing is again pale as it is sub-basally, with the s. t. line ill defined, but is remarkable for a broad black dash which accompanies vein 2. Hind wings white, a little stained apically with testaceous, without marks, remarkable for faintly repeating the black dash on the primaries at the same place—vein 2. On the pale under-surface a common line is feebly indicated, while the secondaries show a discal dot.

Expanse, 26 m. m. *Habitat*, California (coll. Mr. Hy. Edwards, No. 176). Three ♂ specimens examined. The female may have an extruded oviduct, and then we should refer the species to *Dianthoecia*. The pale color of the species is noticeable, reminding us somewhat of *capsularis*, from which it is very distinct.

***Oncocnemis Glennyi*, Grote, Plate 4, fig. 17, ♂.**

♂.—Eyes naked, with lashes. Caputal and thoracic vestiture coarsely hairy, mixed with flattened scales. Fore tibiae with a stout terminal claw. Antennae subsimple, pubescent. Ornamentation distinct. Fore wings uniform dusty ashen, very slightly silky. Transverse anterior line perpendicular, blackish, narrowly toothed below costa, acutely lunulate on submedian space and again below vein 1. Ordinary spots larger than usual. Orbicular nearly spherical, decumbent ovate, concolorous, with a faint nucleus, edged by a blackish shade more distinct on the cell before and behind the spot. Reniform quite large, erect, not constricted, like the orbicular in appearance. Median shade apparent, approximate to t. p. line below the reniform. T. p. line geminate, the outer line obliterate, inner distinct, blackish, inwardly lunulate, marked on costa above the reniform, of the usual general shape. Subterminal line continued, of the usual appearance, pale, preceded by blackish cuneiform shades. Terminal line blackish, formed by narrow subcontinuous interspace lunules; fringes long, slightly silky, concolorous. Hind wings dusty fuscous, with a tolerably well expressed wide blackish terminal border; fringes pale, with an internal darker shade line. Beneath paler, with discal points and an extra mesial common line, discontinued inferiorly on primaries and accentuated on the veins of the hind wings. Thorax and head above concolorous with primaries.

Expanse, 38 m. m. *Habitat*, Colorado Territory, July 20th (coll. Theo. L. Mead, No. 36).

In the appearance of the primaries this species approaches *O. Hayesii*; the hind wings are more like *O. Chandleri* and the European species. The large size of the ordinary spots and the more usual ornamentation distinguish it.

I name this species after Mr. Wm. H. Glenny, Jr., Secretary, in acknowledgment of his kind interest in the welfare of this Society.

Oncocnemis Chandleri, *Grote*.

Habitat, Nevada (coll. Mr. Hy. Edwards, No. 2739).

Hadena arctica, *Boisduval*.

Habitat, Sierra Nevada, Cal. (coll. Mr. Hy. Edwards, No. 3513).

Hadena Bridghami, *Grote*.

Habitat, Sierra Nevada, Cal. (coll. Mr. Hy. Edwards, No. 3510).

The single ♀ specimen is in bad condition, but from its whitish secondaries and smaller size, while the ornamentation of the primaries is very similar, compared with *arctica*, it seems to be this species.

Hadena dubitans (Walker), *Grote*.

Habitat, Sierra Nevada, Cal. (coll. Mr. Hy. Edwards, No. 3512).

Hydroecia cataphracta, *Grote*.

Gortyna cataphracta *huj. scrip.*

Renewed examinations show me that the clypeus is smooth and has no tubercle. I correct then my former generic reference in these pages. The species can no longer be held to represent the European *Gortyna flavago* on this continent, though the two are similar in appearance and color.

Gortyna purpurifascia, *Grote and Robinson*.

A male from California (coll. Mr. Hy. Edwards, No. 135), seems to be this species, while differing by the more yellowish median spots on the fore wings. I have no longer my original material. The male from California *has a distinct clypeal tubercle*, and hence, if my present determination holds, the only species to be referred to *Gortyna* is the present; all the others wanting this tubercle, are to be referred to *Hydroecia*, as I have already catalogued them.

G. pupurifascia is to be distinguished by the shape and course of the transverse posterior line which *is not outwardly exerted opposite the cell*, where it is bent in cataphracta and the other species originally referred to *Gortyna*.

***Amphipyra pyramidoides*, Guenée.**

Habitat, California (coll. Mr. James Behrens, No. 9).

The specimen does not differ from Eastern material in our collections.²

Agrotis depressus, Grote, Can. Nat., belongs to *Amphipyra*.

***Noctua clandestina*, Harris.**

Habitat, Sierra Nevada, Cal. (coll. Mr. Hy. Edwards, No. 3503).

The specimen does not differ from our Eastern material which I determine as Harris' species. But, on the other hand, Fitch's fig. 6, Plate 5, 1st and 2d Reports, can hardly represent this species, though I fancy the figure is very bad.

***Xylomiges curialis*, Grote.**

♂.—Eyes hairy; antennae thickly bristled beneath, with the joints distinct at the sutures, centrally widened. Caputal vestiture rough, extended forwards between the antennae; palpi lengthily haired; tongue stout, long, testaceous. Thorax quadrate, with a small posterior tuft; collar raised in front. Abdomen with a dorsal tuft at base. Fore wings narrow, elongate with dentate fringes. Very dark gray, all the transverse lines broken and more or less indistinct and incomplete. Remarkable for the veins being all marked by black scales, interrupted with pale dots. Claviform and orbicular quite small, void. The angulate blackish diffuse median shade is tolerably distinct. Reniform moderate, indistinctly margined, with a reddish stain which seems to be shared in a slight degree by the claviform and orbicular. Subterminal line continued, narrow, pale, angulated below costa and interspaceally preceded centrally by evident dark brown marks. Terminal line very narrow, hardly distinct with a following pale line at the base of the fringes. Secondaries white, with a terminal lunulate broken line; fringes white. Beneath whitish,

² "It is here, as in almost every other genus and Family, the closet systematist divides up and arranges with insufficient knowledge of the variation which species are subject to," i. e. *Amphipyra conspersa*, Riley, "which affords," "on the very face of it," "good food for a reflecting mind." (3d Missouri Report.)

apices of primaries with a light purple stain (which may be accidental), a dotted transverse exterior, and terminal line, fringes dark. Hind wings white, a black discal dot, a black dotted median and terminal line, slightly dusted with dark scales along costa. Head and thorax dark griseous, like primaries; abdomen whitish gray with dark tuft. Feet gray; tarsi dotted.

Expanse, 35 m. m. *Habitat*, California (Mr. James Behrens, No. 8). This species has a spurious resemblance to *Cerura cinerea*, Walker.

Xylomiges patalis, Grote, Plate 4, fig. 11, ♀.

♂ ♀.—Eyes hairy; male antennae more shortly ciliate beneath and with the joints less prominent than in *X. curialis*. In the vestiture of head and thorax the two species agree, while the basal abdominal tuft is not so marked as in *X. curialis*. Pale whitish gray. Fore wings with a distinct black basal longitudinal liture below the median vein always distinct, whereas the ordinary marks vary in distinctness, and they are almost obliterate in one specimen. Basal space very wide and the indistinct median lines are so approximate inferiorly, that the large void claviform, distinctly black-margined, appears to overlie the t. p. line. Median spots large, void, with narrow black annuli. Orbicular obliquely decumbent, sometimes fused inferiorly with the erect reniform. Transverse posterior line with a preceding dark shade on costal region, before the angulation, and this shade is continued within the t. p. line obliquely, more or less faintly, to internal margin. Subterminal with preceding cuneiform blackish marks of which two more evident at submedian fold, and again opposite the cell. Terminal space with the nervules finely lirate. Fringes even; terminal line indistinct. Hind wings pale in ♂, without evident marks; with a median line, discal mark and subterminal fuscous shade in ♀. Beneath the fore wings are largely fuscous, terminally gray; a common line and evident discal marks; terminal line interrupted; a subterminal fuscous shade medially interrupted on the hind wings in ♀, in which sex all the markings are more evident.

Expanse, ♂ 30, ♀ 34 m. m. *Habitat*, California (No. 155, coll. Mr. Henry Edwards; Nos. 14 and 10, coll. Mr. Behrens).

A little smaller and wider-winged than *X. curialis*. When the markings are obliterate on the fore wings above, the darker stains before the subterminal line are yet perceivable.

Anytus, n. g.

Eyes naked, with lashes; middle and hind tibiae spinose. Male antennae not pectinate, but lengthily bristled beneath. Thorax a little flattened with sharp corners, and therefore recalling *Xylina*, but here the frontal hairs are

not gathered into sharp double tufts, but form a single loose tuft on the clypeus, while the hairs depend between the antennae, also in a single loose tuft. The collar is raised in front, but not hood-like as in *Cucullia*. Thorax with a loose tuft behind the collar, and the abdomen is tufted basally.

The species are large, purple gray, with large ordinary spots and zigzag lines, and not unlike the better marked species of *Xylina*, under which genus I have formerly arranged the two species.³

***Anytus sculptus*, Grote.**

Xylina sculpta, *huj. scrip.*

***Anytus capax*.**

Xylina capax, Grote and Robinson.

***Cucullia Yosemiteae*, Grote.**

Habitat, California (Mr. Hy. Edwards, No. 139).

A second ♀ specimen with the markings of the primaries more distinct, the outer line of the reniform indicated. The thoracic vestiture is preserved. The collar is not broad and elevated in front as in this genus, and the species must be removed from it. Unfortunately the head is defective in both my specimens so that it is impossible to examine the parts correctly. In many characters this species approaches *Anytus*, but differs by the more fusiform body, and the straighter margins of the fore wings which are apically more produced. The armature seems to agree while the ornamentation is very similar. My original specimen and figure merely indicate the very distinct zigzag median lines accompanied by black shades. Until more material is received I do not venture to disturb the present generic reference which, however, cannot remain.

³ Wenn man Lederer's dichotomische Tabelle zur Hand nimmt, um diese Arten generisch zu bestimmen, so wird man auf *Ammonoconia* gewiesen; die Föhler des Männchens sind aber hier nicht pyramidalzählig, sondern blos bewimpert. Grosse blau-graue Arten von einer oberflächlichen Aehnlichkeit mit *Polia ruficincta*, aber mit viel zackigeren Mittellinien, schärfere Zeichnung und bewehrten Mittel und Hinterschienen. Die Arten scheinen mir in die Verwandtschaft von *Xylina* gehörig, wegen ihrem etwas flachgedrücktem breitem Rücken und Hinterleib, die Ecken des Rückens ziemlich scharf vorstehend.

Plusia Pasiphaeia, Grote, Plate 4, fig. 1, ♂.

♂.—Pale yellow with a rosy tinge, size of *aereoides* and resembling that species in the rigid transverse posterior line which is here, however, whitish, and not followed by a golden band. The costal region of the primaries and the base to the t. a. line, are very pale. The very narrow linear silvery white mark reminds one of *simplex*. It is confluent with the t. a. line, rising from the internal margin of the wing and running upwardly to median nervure where it forms a wide arc running obliquely outwardly and downwardly to a point above submedian fold, whence it runs backward and upwardly to the nervure, thus allowing the pale squamation of the costal region to extend downwardly below the m. nervure in an oblique V-shaped manner at the center of the wing. The faint obliquely placed orbicular is visible on a paler portion of the discal field, darker ringed. The subterminal space is dark, being pale fuscous and the subterminal line is dark, inwardly arcuate opposite the cell, rising again towards the margin between veins 3 and 4. Hind wings pale dusty yellow with faint wide darker borders, and faint interior line. Beneath very pale yellow with obsolete shadings. Thorax with a light purple or rosy cast, collar pale-edged. Abdomen with basal tufts. A rather slight species.

Expanse, 32 m. m. *Habitat*, California (coll. Mr. Hy. Edwards, No. 152). Two male specimens.

Plusia Putnami, Grote, Plate 4, fig. 2, ♂.

♂.—A brilliant species of the colors of *festucae*, but with more produced apices and rounded external margin, the primaries being more like *aereoides* in their general shape. Golden yellow, the base powdered with orange-red scales and with the linear transverse shades traced in orange-red on the costal region at base. Beyond the t. a. line the region about internal margin is washed with pale golden as in *festucae*, irrorate with orange-red scales. The angulate median shade and all the lines are comparative more distinct, but seem to have the same general course as in *festucae*. The median metallic spots are, however, very different. Of these there are two in our new species, narrowly edged with black and subspherical. Their bases rest on the interspace above the submedian fold. The first spot extends above median nervure, and is more narrowly and roundedly terminated on the discal cell. The outer and smaller spot is distinctly separate and seems to extend upwardly slightly beyond vein 2. In *festucae* the spots are fused and elongate, while the inner portion of the spot does not attain the median nervure and has a different conformation. The wing has a pale rosy tinge absent in *festucae*. A black dot above vein 6 at its base, the indication of the reniform. The apical golden shade is limited to paler diffuse washing, and is not extended broadly inwardly above vein 5, and emphasized as in *festucae*. Hind wings pale fuscous wanting the rosy tint of

festucae. Beneath very pale with a light ochrey tint. Thorax and head rosy, collar with a lilac edge, hence differing decidedly from *festucae*, in which the head and collar are orange red and contrast with the darker tegulae.

Expanse, 35 m. m. *Habitat*, Albany, N. Y. (coll. Mr. J. A. Lintner, No. 2743).

This species is throughout of a paler, more rosy-yellow hue than its nearest ally, with which I have compared it, thinking to render its identification the more ready. In naming this species after Mr. George P. Putnam, of the Publication Committee of this Society, I testify to an unfailing interest in the welfare of the Society, and a constant appreciation of the educational value of a study of the Natural Sciences.

Plusia Ni (*Hübner*).

Plusia Ni, Boisd., Ann. Soc. Ent. Belge.

Plusia brassicae, Riley.

Habitat. California (coll. Mr. Hy. Edwards, No. 154; Mr. James Behrens, No. 13). This is a species of apparently very general distribution, and the American specimens are not to be distinguished. I have taken *Plusia Ni* abundantly in central Alabama, and from my note book as early as February 20th. It varies in general tone and in the occasional detachment of the guttiform spot beyond the silver mark on the primaries, and these variations seem to have given occasion to Professor Zeller's opinion that the American specimens are distinct specifically from the European.

Lepipolys perscripta (*Guenée*).

Habitat, California (coll. Mr. James Behrens, No. 7). The hind wings in the female are fuscous. The median lines are distinctly geminate.

Alaria florida (*Guenée*.)

Habitat, Nevada (coll. Mr. Hy. Edwards, No. 2562).

Heliolonche modicella, Grote.

Habitat, California (coll. Mr. Hy. Edwards, No. 104).

Heliiothis (Melicleptria) celeris, Grote.

♂.—An exceedingly brilliantly colored species of the size of *H. mitis*. Fore wings deep purple with the median and terminal spaces olivaceous. Very faint indications of the median spots, but the usual blotch below the median nervure is large, though not highly contrasted in color. Fringes purple. Hind wings intense orange-red with paler fringes and faint indications of a paler band near the base. Beneath the wings are both intense orange-red with the costal edge and fringes of primaries purple. A faint transverse paler shade on the hind wings as on upper surface.

Expanse, 17 m. m. *Habitat*, California (Mr. Hy. Edwards, No. 2585). Cannot be confounded with any other species on account of its extremely vivid and partly unusual colors. The legs and body vestiture are defective in my specimens. The pubescence seems to be paler beneath than usual, above much as in the other species of the genus.

Heliiothis (Melicleptria) diminutivus, Grote.

♂ ♀.—A small species resembling *H. villosus*, *H. cardui* or *H. paucillus*. Varies in color, so that while the fore wings are purple-red over black they are sometimes merely yellowish bronze over the dead ground color. The usual discal and inferior whitish patches, but the first (the orbicular spot) is subobsolete, and there is a third nearer the base as in *H. persimilis*. The subterminal line usually contrasts. Fringes tipped with whitish. Hind wings black with white fringes and two variable white spots as in *H. Californicus*, but greatly reduced. Beneath largely black, so that the median space appears resolved into whitish spots. Apices of primaries and internal margin pale. Apices of secondaries more largely whitish; two whitish spots appear on the median space. Body blackish; thoracic vestiture subsericeous; abdomen fringed terminally with testaceous hair.

Expanse, 13 to 18 m. m. *Habitat*, California (Mr. Hy. Edwards, No. 204). Ten specimens examined. Varies in the extent of the pale blotches on the wings, these are sometimes fused on the secondaries. Three specimens differing by the olivaceous color of the fore wings, obsolescence of the discal blotches and presence of the

median lines, appear to me to belong to *H. paucillus*; they differ by being brighter tinted beneath. In either species the dots seem to be sometimes confluent on the secondaries. These three specimens are a little moulded and not in proper condition for study. *H. diminutivus* is apparently easily separable from *H. villosus* by the under-surface.

***Heliiothis (Melicleptria) Californicus*, Grote.**

♂.—Size of the European *H. purpurascens* and a little stouter than *H. suetus* from Colorado Territory. All the tibiae spinose. Fore wings deep purple-red over black. Some specimens have lost the intense purple-red and have a brassy-black hue. The usual markings: two whitish quadrate discal marks and a square patch below median vein, all margined by the subobsolete approximate median lines; fringes dark. Hind wings black with two large whitish spots, the upper the larger, sometimes connected; fringes whitish. Beneath grayish; wings with black bases, large black discal marks on the whitish median spaces and with wide black terminal shades, discontinued superiorly.

Expanse, 25 m. m. *Habitat*, California (Mr. Hy. Edwards, No. 93). Four specimens examined. More thickly haired and stouter than *H. suetus*, without the paler contrasting terminal space; the subterminal line is imperceptible in *H. Californicus*.

***Heliiothis phlogophagus*, Grote and Robinson.**

Habitat, Sierra Nevada and Oregon (coll. Mr. Hy. Edwards, No. 151); California (coll. Mr. Hy. Edwards, No. 1250).

***Heliiothis armigera* (Hübner).**

Habitat, California (coll. Mr. Hy. Edwards, No. 3674).

***Annaphila*, n. g.**

A genus belonging to v. Heineman's group Anartidae, with broad and short wings, hairy vestiture and constricted eyes, hence related to *Omia*. The ocelli are unusually large, remote from the naked lashless compound eyes owing to the increased width of the epicranial tegument which, from its globosity, seems to cover the hinder portion of the latter. Antennae scaled, ciliate

beneath. Clypeus full, globose, exceeded by the heavily fringed palpi. Maxillae stout; wings broad, fore wings with the costal margin arched to the sharply defined apices, below which the external margin is unusually straight, the internal angle determinate, hence the length of the costal and internal margins is very similar. Hind wings broad, full and rounded. The body parts are slight in comparison to the breadth of the wings, and the abdomen does not exceed the anal angle of the secondaries.

A singular genus, recalling *Brephos*, (from which it differs at once by the presence of ocelli,) and certain *Geometridae*. The hind wings are white or yellow with *Catocala*-like markings.

***Annaphila diva*, Grote, Plate 4, fig. 14, ♂.**

♂ ♀.—Primaries black or blackish, with the ordinary ornamentation. T. a. line deep black, strongly dentate inferiorly where it is preceded by a few white scales. Orbicular black, usually filled in. Median shade black and quite distinct. Reniform lost in a broad, oblique, contrasting white band, which fills in the median space posteriorly before the t. p. line, tapering toward internal margin, before which it is discontinued. The central waved streak of the reniform is apparent, and the ground color of the wing appears twice before the line opposite the cell, the second time more largely. Subterminal line indicated by white scales at costa, and there are white dots between this and the inception of the t. p. line. Fringes dark. Hind wings white or yellowish white with blackish basal patch, and a rather narrow terminal band with uneven inner edge. Beneath, the base of the fore wings is whitish; there is a central blackish shade, beyond which the oblique white band of the upper-surface is more diffusely reproduced, showing a black liturate mark in place of the reniform. The wing is blackish terminally with the subterminal line broadly marked with white. Hind wings white, with a black discal spot and a partial reproduction of the terminal band of upper surface; at base the dark shading of the upper surface is reflected. Body beneath, terminally and laterally, whitish; above black, with the segments marked with white. Thorax and head dark colored.

Expanse, 20 to 22 m. m. *Habitat*, California (coll. Theo. L. Mead; Hy. Edwards, No. 198). I have examined five specimens of this beautiful species.

***Annaphila depicta*, Grote, Plate 4, fig. 13, ♀.**

♀.—Agrees structurally with *A. diva*. Primaries with the t. a. line roundly exerted outwardly superiorly, a little duller colored perhaps than in *A. diva*. Orbicular small, filled in. Median shade determinate, even, a little

centrally inwardly arcuate. The dark reniform is here determinate against the narrower pale shading, which precedes the t. p. line more evenly and continuously than in *A. diva*. Subterminal line more irregular and contrasted by the terminal space, which is paler than in *A. diva*. Hind wings bright orange-yellow, with a large black lunate discal spot, a black narrow terminal band with irregular margin. Within anal angle is a black spot, indicating a possible subterminal line. Base with dusky scales defined outwardly by a transverse band. Beneath, both wings yellow. Primaries with a median black fascia, inwardly bent below costa, then running outwardly. A large black discal spot. A wide black subterminal shade not reaching internal margin. Fringes black and the apices and costal edge dusky. Hind wings with a continued extra basal angulate black line, a discal spot, a very attenuate subterminal irregular line and a subobsolete black edging indicated by a black spot, as on upper surface, before vein 2.

Expanse, 21 m. m. *Habitat*, California (coll. Henry Edwards, No. 2260).

Annaphila danistiea, Grote, Plate 4, fig. 7, ♀.

♂ ♀.—Resembles *A. depicta* in the orange-yellow color of the hind wings above, but differs throughout, and particularly in the beautiful ornamentation of the fore wings beneath. Fore wings blackish, becoming outwardly a little paler. Orbicular a long transverse black streak with equally broad, pale, linear edgings. A black blotch on the cell between the spots. Reniform large and a little vague. T. p. line even, geminate with an included pale shade, slightly and widely roundedly outwardly produced over median nervules, thence lightly sinuate to internal margin. Subterminal line contrasted by the paler terminal space, preceded by an accentuated black shade emphasized on subcostal nervules. *An accessory, narrow, continued, even, transverse black line before the margin.* A terminal dotted line; fringes blackish. Hind wings deep orange-yellow, blackish at base and along internal margin. A black discal lunule. A narrow subterminal black line, sometimes (♂) wanting. A narrow black band along external margin with *even* interior edge; fringes blackish. Beneath the primaries are pale dull-yellow, with the discal spots vivid black, eyelike, pale-yellow circled, the space between them an outwardly oblique black extended patch. Exterior transverse line black, evenly outwardly rounded; beyond it an even pale yellow arc is bounded by another line leaving the apices dusky. Hind wings dusky fulvous, powdery, with a faint transverse line and discal liture and an even narrow dark border; fringes dark. Corporal vestiture blackish.

Expanse, 20 to 22 m. m. *Habitat*, Nevada Territory (coll. Henry Edwards, No. 246).

Differs by the external margin of the wings being a little more rounded, especially in the ♀, than in the two preceding species, with which it seems otherwise to agree structurally. This species commences to remind us of *Euclidia*. The remarkably beautiful though hidden ornamentation of the under surface of the primaries will always readily distinguish *A. danistica*.

Axenus, n. g.

The corporal vestiture is rough and coarse and the eyes are almond-shaped, constricted, and to a great extent hidden by the hairs of the small head, among which the rather large ocelli are at first not easily seen. Hence we have a correspondence with *Omia*,⁴ from which the frontal characters seem to separate our species. The clypeus is furnished inferiorly with a broad thin plate, which extends horizontally forwards, is medially slightly excavate, as wide as the front, and is not exceeded by the comparatively short palpi. The habitus recalls some of the species of *Melicleptria*, such as *diminutivus*. The antennae are scaled, very finely ciliate beneath. The eyes naked and destitute of lashes. The legs appear unarmed and the maxillae are stout. The small species is olivaceous blackish, with paler powdery, transverse lines over both wings, and with long and paler fringes.

Axenus arvalis, Grote, Plate 4, fig. 8, ♂.

♂ ♀.—Primaries olivaceous blackish, with the terminal transverse lines visible, powdery, pale glaucous-ochreous; this pale color extends as a band over the anterior portion of the median space. Reniform visible, pale, inconspicuous. Hind wings more blackish, with a subterminal double, pale and dark, rigid line running straightly across the wing. Behind it is a pale shade, in which may be detected the pale discal dot. All the fringes variably pale and contrasting. Beneath paler than above, more yellowish. The markings of the upper surface are imitated and the pale discal dot of the primaries is evident. Body blackish, with olivaceous-ochrey vestiture.

Expanse, 16 to 20 m. m. *Habitat*, California (Mr. Hy. Edwards, No. 106).

Eight specimens examined. Quite variable in the distinctness of the transverse powdery lines. The ornamentation reminds us faintly

⁴ Die ich nicht in Natura kenne, von dem sich *Axenus* aber sicher unterscheidet durch die Stirnbildung, die keine nabelförmigen Zapfen (also gleich Lederer's Tafel 2, fig. 11, sein soll), sondern eine horizontaler vorstehender, in der mitte seicht ausgehöhlter, schwarze Platte zeigt (Lederer's fig. 10, nicht sehr unähnlich, aber mehr nach unten gestellt, dünner, und anders ausgeschnitten).

of *Drasteria* or *Euclidia*. The female seems the darkest, and sometimes the wing appears uniformly blackish, with double pale lines on the hind wings, and the subterminal pale line alone distinct on primaries. In one specimen all the lines are obsolete on both wings and the anterior half of the median space is alone pale-colored on the primaries.

***Tarache terminimaculata*, Grote.**

♂.—Eyes naked, without lashes. Clypeal surface without projection. Tibiæ unarmed. Head, thorax and legs with appressed squamation. Size moderate. Scutum of the thorax large and globose. The wings widen outwardly and are strongly veined. The head, thorax and fore wings are pearly gray; primaries with a black point on the cell and with the terminal portion taken up by a large red-brown shaded space, neatly defined inwardly by an arcuate line lined inwardly with white, and which, after a short oblique outward reflection below costa, sweeps inwardly roundedly to internal margin. On the dark terminal half of the wing a blackish transverse line may be discerned below the outward projection of the white line. This dark line is tremulous and marked with a pale hair-streak at internal margin. An indistinct subterminal brown shade; the wing becoming grayish again along terminal margin. A series of black terminal points; fringes pale. Posterior wings without markings above and below, silky testaceous white. Beneath without markings, primaries darker shaded. The internal angle of the fore wings is slightly produced. Abdomen without tufts.

Expanse, 28 m. m. *Habitat*, Albany, N. Y. (Mr. J. A. Lintner, No. 1061).

A little stouter than *Tarache aprica* (a species subject to great variation and of which *Acontia biplaga*, Guenée, is certainly only a variety), and differing greatly from any of its congeners in ornamentation and coloration.

***Tarache flavipennis*, Grote.**

♀.—Allied to *T. aprica*, and especially resembling that form of this species described as distinct by Guenée under the name of *biplaga*, but differing by the yellow hind wings and smaller size. The fore wings are almost entirely blackish with a larger white space at the middle on the costal region enclosing the black discal point, and a smaller, marking the inception of the dotted subterminal line. There is a whitish shade on the middle of the internal margin and the black dotted terminal line is concluded by a white streak at internal

angle. The fringes are blackish. Hind wings obscure yellow centrally with the veins marked with fuscous and with a diffuse fuscous costal and external shading which clouds also the base of the wing and the internal margin; fringes pale. Body blackish; abdomen ringed with whitish. Beneath both wings are yellow with narrow blackish external borders; the hind wings show a black discal dot and a second, larger, without on the costa. The fore wings have the nervules marked with fuscous and are clouded at base, and show a discal liture and two broader oblique dark costal shades before the apex.

Expanse, 20 m. m. *Habitat*, California, Sierra Nevada (coll. Mr. Hy. Edwards, No. 2590).

Two female specimens are before me agreeing in all their markings. I have compared the species in the body of the description with its nearest ally hitherto known to science.

***Syneda Howlandii*, Grote.**

Habitat, California (coll. Mr. Hy. Edwards, No. 240). The specimen does not seem to differ from my original types except by the bands on the secondaries being a little broader superiorly.

***Euclidia cuspidata* (Hübner).**

Habitat, California (coll. Mr. Hy. Edwards, No. 90). The specimens are not to be distinguished from our Eastern material.

***Drasteria convalescens*, Guenée.**

I have taken this species in Central Alabama. It falls into a distinct section of the genus from the pectinate, geometriform antennae of the male.

***Drasteria erichto*, Guenée.**

I have a single ♀ specimen in the collection, from New York, which agrees with Guenée's description in the continuity of the transverse posterior line. From the distinctness of the black subapical marks it seems to bear out the remarked resemblance to *Euclidia*. But I think that it is a form of our usual species occurring plentifully in this vicinity in April and May, and which expands uniformly about 37 m. m., and for which I retain this name. By breeding the species we shall discover whether this and the following are not forms of one species.

Drasteria erichtea, Hübner.

This resembles the preceding so that I cannot distinguish it except by size. The specimens from the Middle States taken in July expand about 42 m. m. A specimen from California (Mr. Hy. Edwards) does not differ. As forms of this species the following are tabulated :

a) *ochrea*, ♂ ♀, from Colorado Territory and California, received from Mr. Mead and Mr. Edwards (No. 68), is larger and of a uniformly pale ochreous ground color above, more yellow without markings beneath, displaying on the upper-surface the customary ornamentation of the species; the expanse is 46 m. m.

β) *agricola*, only ♀ s. known, darkly but distinctly brown, with obliterate ornamentation, no subapical dots, corresponds with Guenée's var. B, and expands 46 m. m.

γ) *mundula*, only ♀ s. known, hardly distinguished from *agricola*, the brown tint is wanting and the bands are obliterate; this is not improbably the ordinary female of the species, yet ♀ specimens occur with the markings of the male type.

Drasteria caerulea, Grote.

♂ ♀.—This is decidedly a distinct species, at once recognisable by its blue color, which simulates that of the paler blue and stouter forms among the Lycaenidae. Above the primaries are blue-gray, with the usual markings of the genus, the subapical dots distinct. Hind wings distinctly blue, with white fringes and distinct black border; they vary in depth of color, worn specimens become blackish; two *unusually widely separated* angulated black transverse lines are more or less apparent, but always faint, sometimes to be perceived with great difficulty. Beneath pale blue, irrorate, without markings and with narrow black borders, and here the resemblance to certain Lycaenidae is intensified.

Expanse, 20 to 22 m. m. *Habitat*, California (Mr. Hy. Edwards, No. 91).

I have five specimens before me of this strangely colored species, which is of small size, with broad wings, and cannot by any possibility be confounded with any other. Its distinct gray-blue tints are, to my knowledge, only paralleled in the Butterflies.

IX. On the North American Geometridae in the Collection of the British Museum

BY AUG. R. GROTE.

AN interval of five years has elapsed since the publication of an article by the late Coleman T. Robinson and myself,¹ upon the North American Moths contained in the British Museum Collection described by Mr. Francis Walker. And now concurrent testimony to the worthlessness of Mr. Walker's determinations is borne by Professor Packard.² In comparing the results, reached independently by Professor Packard and ourselves, their similarity must be considered as evidence of their accuracy. There are at the outset the following differences of treatment of the material discussed in our respective articles to be borne in mind. We reviewed the entire collection of North American Moths contained in the British Museum, while Dr. Packard's published Notes relate only to the Geometridae and Pyralidae. Again, we merely corrected certain of Mr. Walker's generic references and indicated the principal synonyms, whereas Professor Packard refers to all of the species of the two families above alluded to, contained in the collection under Mr. Walker's determinations.

In the present Paper I tabulate the results of these independent observations on the Geometridae, where the same species has been considered, so that an agreement or disagreement in these determinations becomes more clearly exposed. And as to the fewer instances where Professor Packard's determinations have not accorded with our own, I would partly account for them by the more critical study which Professor Packard has bestowed upon our Geometridae for several years past, and have thus no doubt that the later determinations are

¹ Notes on the N. Am. Lepidoptera contained in the British Museum Collection and described by Francis Walker; Trans. Am. Ent. Society, July, 1868.

² Notes on North American Moths of the Families Phalaenidae and Pyralidae in the British Museum; 5th Ann. Rep. Peabody Academy of Science, July, 1873.

to be generally preferred. But these discrepancies are mostly trivial and do not affect the principal result of our respective criticisms. They are in part owing to a different conception of the genera *Epione* and *Eurymene*; in part also to our here erroneous extension of *Numeria*. The most important discrepancy has arisen in the genus *Caberodes*. Mr. Walker's seven species of this genus seemed to us referable to two; while Dr. Packard assumes them to belong to four species. These species were at any rate very closely allied, and the single specimens by which the majority of them were represented, afforded us no grounds for separation at the time. With a more critical knowledge of the genus, Professor Packard's determinations must be accepted. It is, however, not impossible that some changes may have taken place in the collection during the interim of five years between our own and Professor Packard's visits. This becomes probable when we see that a few of Mr. Walker's frequent re-descriptions of the four species, *Endropia hypochraria*, *H.-S.*, *Macaria granitata*, *Guenée*, *Acidalia enucleata*, *Guenée*, and *Azelina Huebneraria*, *Guenée*, are not alluded to by Professor Packard. These species turn up every now and then in unexpected places in the collection and under unrecognisable generic and specific descriptions in the catalogue, filling, in the Geometridae, the role which Mr. Walker assigns to *Lygranthoccia marginata* in the Noctuidae. For the few species which Professor Packard here recognises as distinct, in subversion of our earlier determinations, we trust Professor Packard will furnish descriptions in the expected Monograph of the North American Geometridae.

GROTE AND ROBINSON.

1868.

Choerodes translucens =
♂ *Eutrapela clemitaria*.

Choerodes transferens =
♀ *Eutrapela clemitaria*.

Epione calipusaria belongs to
Eurymene.

Epione agyllaria =
Epione calipusaria.

PACKARD.

1873.

id. = ♂ *Eutrapela clemitaria*.

id. = ♀ *Eutrapela clemitaria*.

id. = *Sicya solfataria*.

id. [is a distinct species.]

Endropia refractaria =
♀ *Endropia hypochraria*.

id. = *Endropia hypochraria*.

Endropia mestusaria =
♂ *Endropia hypochraria*.

id. = *Endropia hypochraria*.

Endropia oponearia =
Endropia madusaria.

id. = *Endropia madusaria*.

Ellopiia panissaria =
Ellopiia? *amyrisaria* and belongs to
Numeria.

[From the determinations opposite
I judge the material has been
changed.]

id. is *E. pultraria* and *End. lateri-*
taria.

Ellopiia? *amysaria* is a *Caberodes*
too much rubbed for description.

Ellopiia plagifasciata belongs to Nu-
meria.

Caberodes? *agreasaria* =
Endropia lateritaria.

id. *Endropia lateritaria*.

Tetracis pandaria is =
♂ *Caberodes remisaria*.

[The determination opposite leads
me to suppose the specimens of *Cab-*
erodes have been shifted. In any
case this *Tetracis* is a *Caberodes*
and the species must fall away.]

id. is a large rubbed *Caberodes metro-*
camparia.

Azelina? *zalissaria* seems to be a
variety of *Azelina Huebneraria*; it
differs by the exterior line being
straight.

[Since both Dr. Packard and our-
selves consider this an undoubted
Azelina, Mr. Walker's doubtful ge-
neric determination makes his de-
scription confusing. *Azelina Hueb-*
neraria seems to me to vary in this
direction.]

id. is a true *Azelina* closely allied to
A. Huebneraria. It is a good spe-
cies.

Selenia acsionaria, *Azelina neonaria*,
and *Macaria laticincta* are the same
species, belonging to *Hyperetis*, and
closely allied to, if not identical
with, *Hyperetis alienaria*, *Guenée*.

Selenia acsionaria is a large singular
species of *Hyperetis*.

Azelina neonaria is a true *Hyper-*
etis alienaria.

Macaria laticincta is a *Hyperetis*
allied to *Hyp. alienaria*.

- Acidulia restrictata* = *Acidalia enucleata*. *id.* [Retained as a distinct species.]
- [I do not know whether Professor Packard has noted that the black subterminal shading is a sexual character; to this Mr. Walker pays no attention.]
- Boarmia defectaria* = *Boarmia larvaria*. *id.* = *Boarmia larvaria*.
- Boarmia sublunaria*, *B. signaria*, *B. indicataria*, and *Tephrosia intractaria*, all refer to one species = *B. sublunaria*, *Guenée*? *Boarmia signaria* and *Tephrosia intractaria* are both = *Boarmia sublunaria*.
Boarmia indicataria [is a distinct species].
- Boarmia intractaria* = *Boarmia momaria*. *id.* = *Boarmia momaria*.
- Boarmia ephyraria* = *Boarmia humaria*. *id.* = *Boarmia humaria*.
- Tephrosia spatiosaria* is partly *B. sublunaria* and partly *B. humaria*. *id.* = *Boarmia sublunaria*.
- Tephrosia amplaria* = *Bronchelia liriiodendraria*. *id.* = *Bronchelia liriiodendraria*.
- Bronchelia disserptaria* = *Bronchelia liriiodendraria*. *id.* = *Bronchelia liriiodendraria*.
- Macaria haliata* = *Macaria granitata*. *id.* = *Macaria granitata*. Not even a variety!
- Macaria? indeclinata* = *Endropia hypochraria*. *id.* = *Endropia hypochraria*.
- Macaria irregulata* = *Macaria granitata*. *id.* = *Macaria granitata*.
- Tephrosia dispuncta* = *Macaria granitata*. *id.* is a *Macaria*.
- Melanippe reciprocata* = *Odezia albovittata*, *Guenée*. *id.* = *Odezia albovittata*, *Guenée*.

On the authority either of Professor Packard or ourselves, Mr. Walker has re-described *Endropia hypochraria*, *H.-S.*, under the following names: *Endropia refractaria*, *Endropia mestusaria*,

Macaria? indeclinata, and *Azelina faedaria*. On the same authorities Mr. Walker has re-described *Macaria granitata*, *Guenée*, as *Acidalia? fassinotata*, *Macaria haliata*, *Macaria irregulata*, *Macaria retinotata*, *Macaria? refusaria*, *Tephrosia dispuncta* and *Larentia? exnotata!*

A discussion of Dr. Packard's valuable notes on the Pyralidae does not enter into the limits of the present Paper; but I cannot help adding that analogous conclusions are reached with those here presented in the Geometridae. A prominent disclosure affecting Mr. Walker's descriptions in the Pyralidae was stated by us in the following terms:

The following descriptions of species referred to *Hypena* by Mr. Walker, viz., *H. generalis*, *H. rufinalis*, *H. idaeusalis*, *H. cacuminalis*, *H. habitalis*, *H. sobrialis*, *H. factissalis*, *H. caecalis*, are to be rejected from that genus and should be entirely ignored, since the specimens upon which they are founded are so defective, that the species are irrecongnisable, and, instead of belonging to the Deltoid or Noctuid genus to which they are referred, they belong to different genera of Crambidae and Tineidae.

The general correctness of this remark is verified by Professor Packard's observations on these species. According to Prof. Packard, *Hypena rufinalis* "is a Crambus," *H. idaeusalis* "is perhaps a Tineid," *H. cacuminalis* "is too much rubbed for description," *H. sobrialis* "is not a *Hypena*," while *H. caecalis* is doubtfully retained in this genus.

On the other hand, *H. factissalis* is not mentioned by Professor Packard, while *H. generalis* and *H. habitalis* are retained as referring to distinct species. *H. bijugalis*, Walker, is considered a variety of *H. Baltimoralis* by Prof. Packard. We regard it as distinct and have described and figured it in the Transactions of the American Entomological Society.

X. Statistics and Distribution of North American Lichens

BY HENRY WILLEY, NEW BEDFORD, MASS.

[*Read before this Society, October 3d, 1873.*]

AN attempt at presenting the statistics and the geographical distribution of the Lichens of North America, must necessarily be imperfect, owing to the fact that but a small portion of the continent has been thoroughly explored in search of Lichens; so that new species may be expected to occur, even in the more familiar districts, while considerable accessions to our knowledge may be expected in those which have, as yet, been hardly visited by the Lichenist. The present attempt, therefore, is offered only as an approximation to exactness.

In my "List of North American Lichens" as known at the commencement of 1872, there were enumerated 808 species and subspecies, some being ranked as species, which will hereafter, probably, be reduced to varieties. The additions and corrections since made to that list (which are given in an Appendix to this paper) swell the total to 823, subject to the same reservation in regard to species and varieties. This estimate does not include a considerable number of species collected but not described or published; with the addition of these and other discoveries which may be made, the whole number of North American Lichens may finally reach between 850 and 900; the whole number of Lichens at present known and described being from 1,500 to 2,000, and of Lichens occurring in Europe, about 700. New species are being constantly published, but the title of many of them to rank as such may well be doubted, as it depends to a great extent, on minute chemical differences, as to the value of which Lichenists are not agreed.

Of the five Tribes into which Lichens are divided, according to the arrangement of Professor Tuckerman in his "Genera Lichenum,"

which is that followed in this paper, the Parmeliacei contain in North America, 38 Genera and 411 species; the Lecideacei, 10 Genera and 218 species; the Graphidacei, 11 Genera and 79 species; the Caliciacei, 3 Genera and 40 species; the Verrucariacei, 10 Genera and 75 species. Of the 18 families into which these five tribes are divided, the Usneei contain 7 Genera and 67 species; Parmeliei, 5 Genera and 52 species; Umbilicariei, 1 Genus and 21 species; Peltigerei, 5 Genera and 38 species; Pannariei, 2 Genera and 27 species; Collemei, two sub-families, 7 Genera and 68 species; Lecanorei, three sub-families, 12 Genera (including Myriangium) and 412 species; Cladoniei, 3 Genera and 57 species; Coenogonii, 2 Genera and 3 species; Lecideei, three sub-families, 5 Genera and 217 species; Lecanactidei, 3 Genera and 8 species; Opegraphei, 3 Genera and 31 species; Glyphydei, 2 Genera and 3 species; Arthoniei, 3 Genera and 79 species; Sphaerophorei, 3 Genera and 6 species; Calicieni, 3 Genera and 40 species; Endocarpei, 2 Genera and 10 species; Verrucariei, three sub-families, 8 Genera and 75 species.

The geographical distribution of the species is shown in the following table. In the first column is shown the number of species and sub-species in each genus; in that marked *N.*, the number of Northern species; *S.*, of Southern species, including the territory south of Pennsylvania, the Ohio river, and thence west to the Southern boundary of California; *G.*, species more or less widely distributed in both of these regions; *W.*, species occurring only west of the Mississippi, and north of the column indicated by *S.* (including also a few Arctic species as hereafter noted); *Alp.*, Alpine and sub-Alpine species; *Arc.*, Arctic species; *Tr.*, Tropical and sub-Tropical species; *N. Am.*, species peculiar to North America; *Eu.*, species occurring also in Europe; *N. E.*, species occurring in New England.

	No. Sp.	N.	S.	G.	W.	Alp.	Arc.	Tr.	N. Am.	Eu.	N. E.
I.											
1. Roccella,	2	1	1		1					1	
2. Ramalina,	24	10	12	2	6	1		10	10	5	3
3. Dactylina,	3	3			1	1	2		2	1	
4. Cetraria,	20	16		4	3	5	3		4	14	14
5. Evernia,	5	3	1	1	2	2		1		4	2
6. Usnea,	6	1		5			1			2	5
7. Alectoria,	6	4	1	1	1	3	3	1		6	3
8. Speerschneidera, . .	1		1					1	1		
9. Theloschistes,	3			3						3	3
10. Parmelia,	34	12	6	16	3	6	4	6	9	20	19
11. Physcia,	13	6	3	4	1			3	4	7	8
12. Pyxine,	1			1							1
13. Umbilicaria,	21	16		5	5	10	3		7	12	10
14. Sticta,	23	5	12	6				12	3	11	7
15. Nephroma,	4	1	1	2		1		1	1	3	3
16. Peltigera,	8	3	1	4		1		1		7	7
17. Erioderma,	1		1					1	1		
18. Solorina,	2	2					1			2	1
19. Heppia,	1			1						1	1
20. Pannaria,	26	11	5	10	2	1	3	3	7	16	16
21. Ephebe,	3	1	1	1				1	2	1	2
22. Lichina,	1	1							1	1	1
23. Synalissa,	8	5	2	1				1	4	3	4
24. Omphalaria,	4	1	3					2	2	2	1
25. Collema,	28	11	5	12			1	3	13	13	11
26. Leptogium,	23	7	8	8	3		1	7	8	12	12
27. Hydrothyria,	1			1					1		1
28. Placodium,	28	16	3	9	10	4	5	3	13	15	10
29. Lecanora,	52	33	5	14	15	12	5	5	14	34	21
30. Rinodina,	12	8		4	1	2	2		4	7	7
31. Pertusaria,	18	9	2	7	1	1	5	2	5	11	7
32. Phlyctis,	1	1								1	
33. Conotrema,	1			1						1	1
34. Gyalecta,	9	5	1	3	1		1	1	2	7	7
35. Urceolaria,	2			2						2	2
36. Thelotrema,	14		12	2				12	4	2	2
37. Gyrostomum,	1		1					1			
38. Myriangium,	1			1						1	1
II.											
39. Stereocaulon,	14	8	5	1	1	5	1	5	5	5	7
40. Pilophorus,	1	1				1				1	1
41. Cladonia,	36	18	7	14		8	1	6	10	25	26
42. Coenogonium,	2		2					2			
43. Cystocoleus,	1		1					1			
44. Baeomyces,	6	2	2	2		2		1		5	4
45. Biatora,	67	39	10	18	12	6	10	10	13	47	35
46. Heterothecium,	10	2	6			1		6	1	4	3
47. Lecidea,	43	38		5	10	20	11		7	36	21
48. Buellia,	38	32		6	11	4	7		17	21	8

	No. Sp.	N.	S.	G.	W.	Alp.	Arc.	Tr.	N. Am.	Eu.	N. E.
III.											
49. Lecanactis,	2	1	1		1	1				2	1
50. Platygrapha,	4	2	2		1			2	2	1	1
51. Melaspilea,	2	1	1					1	2		1
52. Opegrapha,	12	3	5	4				3	6	4	7
53. Xylographa,	3	3				1			2	1	3
54. Graphis,	17	1	14	2				12	2	3	3
55. Chiodecton,	2		2					2			
56. Glyphis,	1		1					1			
57. Arthonia,	34	13	12	9	2	3	1	12	15	15	17
58. Mycoporum,	1			1							1
59. Agyrium,	1	1								1	1
IV.											
60. Siphula,	2	2			2		2		1	1	
61. Sphaerophorus, ...	3	3				3				3	2
62. Acroscyphus,	1		1					1			
63. Acolium,	8	6	2		4	1		2	4	3	2
64. Calicium,	23	14	2	7	1	2		1	5	20	19
65. Coniocybe,	3	2		1					1	2	3
V.											
66. Endocarpon,	8	2	2	2	2	1			2	6	4
67. Normandina,	2	1		1						2	2
68. Segestria,	2	1	1					1		1	1
69. Staurothele,	4	3		1					3	1	2
70. Trypethelium, ...	9		8	1				8	2		1
71. Sagedia,	5	1	1	3				1	2	3	4
72. Verrucaria,	20	14		6		3	1		5	15	10
73. Pyrenula,	21	4	12	5			1	11	5	8	8
74. Pyrenastrum, ...	2		2					2	1		
75. Strigula,	2		2					2	1		
	823	410	190	222	103	112	75	171	236	363	399

An interesting feature of our Lichen Flora, is the fact that a number of species which occur in Europe, have as yet been found only in the western portion of North America, from Nebraska to the Pacific, only a few of which are connected with Europe through the intervening Arctic region, which are indicated in the following list:

- | | |
|--|--|
| 1. <i>Dactylina madreporiformis</i> . | 27. <i>B. glebulosa</i> . |
| 2. <i>Evernia divaricata</i> . | 28. <i>B. cinnabarina</i> (Arctic). |
| 3. <i>E. vulpina</i> . | 29. <i>B. cuprea</i> (Arctic). |
| 4. <i>Alectoria Fremontii</i> . | 30. <i>B. castanea</i> (Arctic). |
| 5. <i>Umbilicaria rugifera</i> . | 31. <i>B. quercea</i> . |
| 6. <i>U. murina</i> . | 32. <i>B. erysibe</i> . |
| 7. <i>Solorina crocea</i> (Arctic). | 33. <i>B. artyta</i> . |
| 8. <i>Leptogium albo-ciliatum</i> . | 34. <i>B. sphaeroides</i> . |
| 9. <i>L. scotinum</i> . | 35. <i>Lecidea manillarisa</i> . |
| 10. <i>L. palmatum</i> . | 36. <i>L. vesicularis</i> . |
| 11. <i>Placodium fulgens</i> . | 37. <i>L. vitellinaria</i> (Arctic). |
| 12. <i>P. callopismum</i> . | 38. <i>L. borealis</i> . |
| 13. <i>P. variabile</i> . | 39. <i>L. turgidula</i> (Arctic). |
| 14. <i>P. sinapispermum</i> (Arctic). | 40. <i>L. atro-brunnea</i> (Arctic). |
| 15. <i>P. fulvo-luteum</i> (Greenland). | 41. <i>L. insularis</i> . |
| 16. <i>Lecanora crassa</i> (<i>or</i> <i>lentigera</i>). | 42. <i>L. caulescens</i> . |
| 17. <i>L. verrucosa</i> (Arctic). | 43. <i>L. epigaea</i> . |
| 18. <i>L. Schleicheri</i> . | 44. <i>L. badia</i> . |
| 19. <i>L. peliscypha</i> . | 45. <i>Lecanactis abietina</i> (Arctic). |
| 20. <i>L. rhagadiosa</i> . | 46. <i>Arthonia impolita</i> . |
| 21. <i>Rinodina aterrima</i> . | 47. <i>Siphula ceratites</i> . |
| 22. <i>Pertusaria bryontha</i> (Arctic). | 48. <i>Acolinum tympanellum</i> . |
| 23. <i>P. dactylina</i> (Arctic). | 49. <i>Endocarpon cinereum</i> , |
| 24. <i>Gyalecta rhexoblephara</i> (Arctic). | <i>v. cartilagineum</i> (Greenland). |
| 25. <i>Biatora decipiens</i> . | 50. <i>Phacopsis vulpina</i> . |
| 26. <i>B. globifera</i> (Arctic). | |

Of the relation of our Lichen Flora to that of Asia and Japan, I have little information. The following, originally published as American, have been found in the regions indicated.

<i>Cetraria Richardsonii</i>	Siberia.	<i>U. Muhlenbergii</i>	Siberia.
<i>C. chrysantha</i>	Japan.	<i>U. Pennsylvanica</i>	Asia; Japan.
<i>Umbilicaria rugifera</i>	Siberia.	<i>Collema leptaleum</i>	Japan.

Alectoria Fremontii, *Cetraria Oakesiana*, *Thelotrema subtile*, and *Conotrema urceolatum*, occur in Europe; *Usnea cavernosa*, in S. America and India; *U. angulata*, in S. America and New Zealand; *Ramalina reticulata*, in New Zealand; *Pannaria leucosticta*, in New Zealand; and *R. tenuis*, is cosmopolitan. These lists might doubtless be extended.

APPENDIX.

The following additions and corrections to my list of North American Lichens are here noted.

ADDITIONS.

- Evernia intensa*, Nyl., Flora, 1872..... Mexico.
Parmelia crinita v. *eciliata*, Nyl., Flora, 1869..... Mexico.
P. praesignis, Nyl., Flora, 1872..... Mexico.
P. colpodes v. *cristulata*, Nyl., Syn. p. 404..... North America.
P. tiliacea v. *sublaevigata*, Nyl. (*P. sublaevigata* Nyl.)..... North America.
† *P. livida* Tayl., Nyl., Syn. 383..... New Orleans.
P. perforata v. *cetrata*, Nyl., Syn. p. 378..... New Orleans.
Physcia setosa (Nyl.), Syn. p. 429..... Mexico.
P. obscura v. *compacta*, Nyl., Syn. p. 428..... Arctic.
Umbilicaria cylindrica v. *Delisaei*, Nyl., Scand. p. 117..... Arctic.
Sticta pallida, Hook..... Mexico.
***Placodium murorum* v. *tegulares*, Fw..... New England.
P. arcticum (Kbr. Parerg. p. 63)..... Labrador.
***Lecanora caesio-alba*, Kbr..... New York.
L. cupressi, Nyl. Flora, 1872..... North America.
L. cinerea varr. ***lacustris*, Nyl. **Hoffmanni*, ib..... North America.
L. rhagadiosa, Ach..... Yellowstone.
Rinodina sophodes varr. ***atro-cinerea* (Nyl.) ***roboris* (Duf.) New England.
***R. aterrima* (Kremph.)..... California.
***Pertusaria leioplaca* v. *marginata*, Nyl., En. p. 336..... North America.
P. pustulata v. *schizostoma*, Nyl., ib. p. 336..... New England.
P. paradoxa, Linds., W. Greenland, p. 344..... Greenland.
Thelotrema postpositum (Nyl.), N. Gr. p. 552..... Louisiana.
Stereocaulon denudatum v. *caespitosulum*, Nyl., Syn. p. 247. New England.
S. strictum, Th. Fr. Ster. p. 42..... Mexico.
S. albicans, Th. Fr. Ster. p. 63 (*S. nanum* Ach. saltem pp.)... New England.
Cladonia uncialis v. *turgescens*, Schaer..... United States.
Heterothecium leptocheilum, Tuck. (Nyl. Antill., p. 14) ... Mexico.
H. chloritis (Tuck.), Nyl. N. Gr. p. 66..... Southern.
***Lecideia mamillaris* (Gouan)..... Yellowstone.
L. Campsteriana, Linds. l. c., p. 358..... Greenland.
L. Vahliana, Linds. ib., p. 358..... Greenland.
Buellia discoensis (Linds.), ib. p. 356..... Greenland.
B. Egediana (Linds.), ib. p. 330..... Greenland.
B. Groenlandica (Linds.), ib. p. 351..... Greenland.
B. insignis, Naeg., Linds. l. c., p. 355..... Greenland.

B. papillata v. albo-eincta, Th. Fr.....	Northwest.
Opegrapha subvulgata, Nyl., Flora, 1869.....	Mexico.
Graphis pruinosa (Eschw.), Nyl., N. Gr. p. 564	Mexico.
Segestria nucula v. granulata, Nyl., Antill., p. 22	Mexico.
Verrucaria Campsteriana, Linds. l. c., p. 343	Greenland.
[This and V. tartaricola Linds. are probably parasitic fungi.]	
§ Pyrenula subelliptica, Tuck., Lea Cincinn. p. 47.....	Ohio.
Phacopsis vulpina, Tul.....	California.

Opegrapha antiqua, Lesq., in Hayden's Report, 1873, pp. 370, 418, is the only fossil Lichen as yet recorded on this Continent.

CORRECTIONS.

- Umbilicaria mammulata, Ach. = U. spodochroa.
 U. polyphylla v. deusta = U. flocculosa Hoffm.
 Sticta crenulata, Del. = S. Ravenelii T. = S. crosa (Eschw).
 Pannaria Michneri, T. = P. molybdaea Pers. f.
 Synalissa lignyota should be S. fuliginea (Wahl).
 Lecanora coniza, T. = L. subfusca.
 Urceolaria hybocarpa, T. = L. subfusca, f.
 Stereocaulon chlorellum, T. is not a species, the specimens belonging to Ramalina.
 Biatora leucoblephara, Nyl., perhaps does not differ from B. tricholoma, Mont.
 Lecidea grossa, Pers. should be transferred to Heterothecium.
 Arthonia pruinosa, Ach. = A. impolita (Ehrh.).
 Page 10, after No. 202, insert: 6. Spores muriform, plurilocular.

POSTSCRIPT.—Since these pages were sent to the printer, I have had the opportunity of examining the Lichens collected by Dr. Coulter, Botanist to the United States Exploring Expedition to Colorado, during the summer of 1873. Among them are three which are new to the United States, but occur in Europe, as follows:

1. Solorina bispora, Nyl.
2. Lecanora calcarea (L.), Smf., with an elegantly effigurate thallus.
3. Endococcus erraticus (Mass.), Nyl. Parasitic on Placodium elegans.

XI. Kleiner Beitrag zur Kenntniss einiger Nordamerikanischer Lepidoptera

VON AUG. R. GROTE.

[*Read before this Society, October 3d, 1873.*]

DER geehrte Herr Professor Zeller hat die Güte gehabt, eine kleine von mir determinirte Sammlung Nordamerikanischer Schmetterlinge und Motten mit seiner Sammlung zu vergleichen und zu bestimmen. Ich nehme jetzt die Gelegenheit einige synonyme Berichtigungen zu machen, die zum Theil auf eine beinahe gleichzeitige Publication beruhen, zum Theil durch eine Unkenntniss von dem in Amerika Publicirtem entstanden sind. Einen starken Contrast bieten die jetzigen Publicationen des Herrn Professor Zeller über unsere Lepidopterenfauna, mit denen des Herrn Walker's. Während wir von Deutschland zuverlässige Bestimmungen, sorgfältige Beschreibungen und eine passende Rücksicht erfahren, haben wir das Gegentheil von England und zum Theil von Frankreich erlitten; und es wird uns sogar zugemuthet, von Seiten des Britischen Museums, eine unwissenschaftliche und im allerhöchsten Grad unzuverlässige Publication bloß deshalb zu verschmähen, weil der Autor uns zuvorgekommen sei.

Ich zähle hier einige von den Arten auf, die ich an Herrn Professor Zeller schickte, mit Beisetzung seiner betreffenden Bemerkungen.

Hesperia communis, Grote, Can. Ent.

Ueber diese Art, die im südlichen Theile von Alabama zahlreich vorkommt, schreibt mir Professor Zeller: "Ich habe sie in der Sammlung unter dem Namen *Hesperia albivittata*, Mus. Berol."

Nolaphana malana.

Brachytaenia malana, Fitch, p. 244.

Ich habe an Herrn Professor Zeller die echte *malana* (*Brachytaenia malana*, Fitch) geschickt, und ich bekam folgende Bestimmung: "Nola malana ♂, so von Dr. Speyer bestimmt. Die zweite sehr ähnliche Art hat im ♂ ungekämimte Fühler, und solche schickten mir die Herrn Burgess und Packard als *malana*. Meinen Artikel muss ich berichtigen, weil ich beide Arten nicht schied." Wenn man die Beschreibung von Fitch vergleicht, so wird man von der Richtigkeit der Bestimmung des Herrn Dr. Speyer überzeugt sein. Bei Fitch heisst der Vorderrand "outer edge" oder "margin." Seine Phrase: "From the middle of the outer margin a straight black line extends obliquely towards the inner angle, and ends abruptly near the middle of the wing," betrifft zwar beide Arten, bezeichnet aber gut die breitere Querlinie von *malana*, die scheinbar an der äusseren und unteren Ecke der Mittelzelle endet. Er sagt entschieden: "The antennae in the males are pectinated with two rows of short, robust branches." Bei der Zeller'schen Art aber heisst es: "Aber die ganz ungefranzten Fühler des ♂ und der Mangel des Schuppenhöckers am untern Ende des Wurzelgliedes lassen die Errichtung einer besonderen Abtheilung zu." Fitch's Abbildung seiner *malana* ist ganz falsch und passt nicht zu seiner Beschreibung. Es scheint mir, dass beide Arten nicht mit Nola verbunden werden können. Für die Zeller'sche Art schlage ich den Namen *Zelleri* vor. *Nolaphana malana* hat Nebenaugen, vorgestreckte Palpen, starke Zunge, hinter der Basis der Fühler am Scheitel eine ohrenartig erhöhte Beschuppung. Es wird für *Zelleri* eine Unterabtheilung anzunehmen sein, welche *Asisyra* heissen kann. (Dass v. Heinemann *Callegenia* als Unterabtheilung zu Nola zieht, wo so vieles widerspricht, wird gewiss nicht zugelassen werden.) Im ♀ Geschlechte sind die Hinterflügel bei beiden Arten dunkel oder schwärzlich, was bei Fitch nicht erwähnt wird. Ich hoffe, dass wir wieder von Professor Zeller über die beiden Arten, seinem Versprechen gemäss, hören werden.

Caradrina miranda, Grote.

Das Weibchen habe ich an Herrn Professor Zeller geschickt und er schreibt mir: "ähnlich Lepigoni ♀, mir neu."

Anomis xylina (Say).

Ueber diese Art schreibt mir Herr Professor Zeller: "habe ich mehrfach aus Texas, ohne Namen, daher ist mir der Name sehr lieb." Diese Art kommt auch schaarenweise bei Buffalo im September und Oktober vor, und scheint mir vom Süden eingewandert; bis jetzt haben wir die Raupe nicht gefunden, ihre Futterpflanze, die Baumwolle, gedeiht hier nicht. Die Art ist von Guenée unter dem Namen *bipunctina* beschrieben, und gewiss früher von Hübner, Zutr., fig. 399–400, abgebildet und auf Seite 32, als von Bahia, *Aletia argillacea* benannt. Es stimmt d. südliche Fundort mit meiner Behauptung überein, dass das Thier unserer Fauna nicht zugehört, sondern von Mexico und den West Indischen Inseln jedes Jahr eindringt und die in den Vereinigten Staaten jährige Baumwollpflanze verwüstet. Man vergleiche in dieser Hinsicht Seite 122 und 123 dieses Bandes, und zwei Aufsätze von mir im Rural Carolinian, 1871 und 1872.

Colobochila interpuncta, Grote.

Madopa interpuncta, Grote.

Colobochila saligna, Zeller.

Colobochyla interpuncta, Grote.

Meine Art aus Alabama ist gewiss der Zeller'schen aus Texas gleich. Es fehlt bei mir die Beschreibung einer der 3 Pünktchen, den ich an meinen zwei Exemplaren nicht bemerkt habe.

Sudariophora callitrichoides, Grote.

Phyprosopus callitrichoides, Grote.

Sudariophora nasutaria, Zeller.

Herr Professor Zeller schreibt mir über diese interessante Art, dass der von mir publicirte Name den "Vorrang hat." Aber mit Recht tadelt Herr Professor Zeller, zu gleicher Zeit, die Schreibart des generischen Namens. Anstatt meinen Namen jetzt zu berichtigen, ziehe ich vor den Namen beizubehalten, den Herr Professor Zeller der Gattung gegeben hat, was nicht mehr als Recht ist, wenn man auf beinahe gleichzeitige Publication Rücksicht nimmt. Es ist auch die Zeller'sche Beschreibung der Gattung die bessere, und es fehlt bei mir die Erwähnung der *Mentum appendicibus duabus pendulis, elongatis*, die von Herrn Professor Zeller ganz passender Weise als *sudarii* bezeichnet worden sind. Dagegen findet sich bei

mir eine Beschreibung der minder erwähnungswerther Rippenverlauf, die von Herrn Professor Zeller nicht untersucht worden ist. Ich hoffe dass in der Zukunft keine bibliognostischen Friedensstörer meinen Gattungsname auferwecken mögen, wodurch meine Freude sicher gestört würde. (In meinem 2ten Aufsatz ist der Name der Gattung Pangrapta, *Hübner*, zweimal falsch geschrieben, jedoch in meinem 3ten Aufsätze richtig zu finden. Dasselbst ist Xanthoptera coccineifascia verdruckt, ein Fehler der auf der letzten Seite nicht mehr vorkommt.)

Und nun zu *Sudariophora callitrichoides*. Das Thier wird von Professor Zeller zu den Spannern, von mir aber zu den Noctuinen gerechnet, und als mit *Calpe* und *Hemiceras* verwandt angesehen. Herr Professor Zeller schreibt mir in dieser Hinsicht: "Dass die Gattung *Ocellen* hat, habe ich irgendwo gelesen, und sonach wäre es eine Noctuine von spannerähnlichem Aussehen. Daher werfe ich die Frage auf: ist der Mangel von *Ocellen* bei den Spannern Regel ohne Ausnahme? Was sagt die *Raupe* dazu?" Die letzte Frage kann ich nicht beantworten, denn die Raupe von *S. callitrichoides* ist mir nicht bekannt. Dass das Thier zwar kleine, aber deutliche *Ocellen* besitzt, habe ich mit Hülfe des Mikroskops wahrgenommen und Herr Professor Zeller hat die Angabe vielleicht in einem meiner Briefe gelesen. Gegen *Clemens'* Behauptung scheint Professor Zeller die ächte *Doryodes acutaria*, wie *Guenée*, zu den Spannern zu rechnen.

Asopia costalis (*Fabr.*).

Von mir seit einigen Jahren so bestimmt und, wenn ich nicht irre, von Herrn *Riley* durch meine Bestimmung im *Prairie Farmer* veröffentlicht. Unsere Exemplare scheinen sich nicht von den Europäischen specifisch zu unterscheiden. Herr Professor Zeller schreibt mir darüber: "sicher in Europa und Amerika gleich." Die Art hat eine Flügelspannung von 16 bis 18 m. m.

Asopia olinalis, *Guenée*.

Asopia trentonalis, *Schlaeger*.

Diese Art, von den Staaten *New York* und *Pennsylvania*, unterscheidet sich von *costalis* durch bedeutendere Grösse, dunklere und trübere Färbung, verhältnissmässig kleineren *Costalflecken* der Ober-

flügel (der Aussenfleck nach unten zugespitzt), mit mehr sichtbaren Mittellinien. Es sind bei meinen Exemplaren drei Costalhäkchen vorhanden. Flügelspannung 20 bis 24 m. m. Herr Professor Zeller schreibt mir: "meine *Himonialis* hat die beiden Querlinien der Vorderflügel viel näher und nur zwei Costalhäkchen dazwischen."

Pseudasopia, n. g.

Scheint mir zwischen *Asopia* und der mir unbekanntem Zeller'schen Gattung *Endotricha* zu stehen. Entschieden von *Asopia* durch die Anwesenheit der kleinen Nebenaugen zu trennen. Zunge kurz, anliegend beschuppt. Palpen am Kopfe aufsteigend mit kurzen versteckten vorgeneigten Endgliedern. Nebenpalpen vorhanden; an den Fühlern finde ich keine besonderen Merkmale. Beine ziemlich lang, anliegend, die Schenkel dicht, beschuppt. Vorderflügel mehr wie doppelt so lang als breit, sonst im Flügelschnitt der bekannten *Asopia farinalis* zu vergleichen.

Pseudasopia squamealis, Grote.

Diese Art hat mehligbeschuppte gestreckte Flügel, die enger wie gewöhnlich erscheinen. Vorderflügel röthlich braun mit schwarzen Atomen vermischt. Die beiden Querlinien weit entfernt, fein zackig, fahl-gelb mit schwarzen Schattirungen auf dem Mittelfelde. Die gewöhnlichen Costalflecken sind hier auffallend klein und nur Erweiterungen der Querlinien. Die äussere Querlinie entspringt bei $\frac{1}{4}$ des Vorderrandes (und ist gleich darunter auswärts gebogen) und ist also dem Hinterrande ungewöhnlich nahe gelegen. Franzen aller Flügel schwärzlich, mit feiner dunkler Theilungslinie. Rücken röthlich braun. Hinterflügel braun-gran, spärlich beschuppt, mit dunkler von einem hellen Schatten gefolgt fein zackiger Bogenlinie bei $\frac{2}{3}$; Saumbänder röthlich angeflogen. Unten sind alle Flügel staubfarbig oder braun-gran, von einer feinzackigen Aussenlinie durchzogen, die nach Aussen hell begränzt und die der Oberseite entspricht. Saum aller Flügel wieder röthlich erscheinend; also gleicht die Unterseite aller Flügel der Oberseite der Unterflügel. Flügelspannung 24 bis 26 m. m. Mehrere Ex. bei Hastings, New York, in Juni gefangen. Das Gender habe ich bis jetzt nicht untersuchen können. Unter diesem specifischen Namen habe ich das Thierchen Herrn Professor Zeller mitgetheilt, dem es neu war.

Botis gentilis, Grote.

Major, abdomine ♂ elongato, cinerascete, albido-annulato; alis pallidissime flavidis, griseo-mixtis, in disco subiridescentibus, anteriorum maculis 2 discalibus annuliformibus, strigis 3 fusciscenti-cinereis, secunda repanda cum macula secunda lineis conjuncta, tertia serratissima. ♂ ♀.

Botis Thesealis, Zeller (non Led.), S. 514.

Ueber diese Art schreibt mir Herr Professor Zeller, dass (nach Rogenhöfer i. l.) sie nicht die Lederer'sche Art sei, die in dem Mus. Caes. steht. Als *Botis pertextalis* habe ich eine nahe stehende Art bestimmt, welche greller gezeichnet ist. Ein einziges Exemplar im Buffalo Verein's Museum scheint mir zu *Botis abdominalis* Z., gehörig. *Botis gentilis* ist eine der gewöhnlichsten Arten.

Botis magistralis, Grote.

Die grösste mir bekannte Art aus der Verwandtschaft von *gentilis*, *pertextalis* und *abdominalis*; fast so gross wie *flavidalis*. Hell graulich gelb, mit greller bräunlicher Zeichnung und fast durchsichtige Flügel. Die Adern sind von bräunlichen Atomen mehr oder weniger vollständig bedeckt, ein gegittertes Aussehen die Flügel gebend. Der Costalrand ist breit bräunlich gelb. Der Saumband ist auch bräunlich gelb, von der braunen scharf gezeichneten gezahnten 3. Querlinie wurzelwärts gefolgt. Discalflecken dick und gross, braun, wenig heller gekernt. Ein langer brauner Wisch auf dem Mittelfelde, über der Falte liegend, in Zelle 2. Hinterflügel mit greller Fortsetzung der Zeichnung; Saumband hell gelblich. Alle Flügel stark irisierend. Auf der Unterseite ist die Zeichnung weniger stark wieder gegeben. Kopf und Rücken granlich braun; die Beine und Brust weisslich. Palpen oben braun, unten weisslich. Flügelspannung 30 bis 35 m. m. Aus Massachusetts.

Anmerkung. Da ich vermuthlich früher *oxydalis* und *flavidalis* nicht schied, so ist es wahrscheinlich dass ich *lacoalis* zu *oxydalis*, *cinetipetalis* dagegen zu *flavidalis* setzen sollte, anstatt beide Walker'sche Arten zu *oxydalis* zu ziehen.

Botis subdentalis, Grote.

♂ Grösser und weniger grell gefärbt als *marculenta*, die gewiss richtig von Zeller bestimmt wird, und nur der Abbildung nach einige Zweifel lassen kann; es sind bei unseren "Descriptions" eben die Beschreibungen und nicht die Abbildungen der Arten genauer zu nehmen. Alle die Querlinien deutlicher als bei *marculenta* der

Fall ist. Fahl- oder hell-ocker-gelb. Die äussere Mittellinie läuft beinahe gerade herunter bis zur Rippe 5, dann mit einer Ausbuchtung bis 2, sodann unegale Zähne bildend zum Innenrand verlaufend. Die 3. Querlinie, vor dem Hinterrande, ist auffallend breit, regelmässig gezähnt und erinnert an *Botis gentilis*, dem die neue Art an Grösse gleicht. Die feine bräunliche Hinterrandlinie, so wie die Fransen, sind von Schattenstreifen, die auf den Zellen liegen, durchschnitten. Hinterflügel mit schwachem Mittelpunkt, geschlängelte Mittellinie, die nach dem Hinterrande zu verlöscht, nicht wie bei *gentilis*, u. a. A., einwärts unter Rippe 2 wieder erscheinend, sondern auf dem hier weisslichen Flügel Spuren einer Fortsetzung in fortlaufender Richtung zeigt. In dieser Beziehung zeigt *subdentalis* eine Verwandtschaft mit *marculenta*. Es kann schon deshalb nicht *serratifemoralis* sein, da die Querlinie der Hinterflügel nicht stumpfwinklig gebrochen ist und den Vorderrand erreicht, obwohl das Thierchen sich auch durch seine gelbliche Färbung und dadurch dass die zwei Discalflecken nicht ringförmig sind, sich von *gentilis* unterscheidet. Die Mittelzelle scheint mir auch nicht kürzer zu sein als bei *Botis* der Fall ist, und so, wenn ich mich auch im Geschlechte irre, kann meine Art nicht zu *Crocidophora* gehören. (*C. pustuliferalis*, Led., kenne ich aus Alabama.) Unten weisslich gelb, schwach irisirend, die Zeichnung wiedergegeben aber verloschen. Kopf, Rücken und Hinterleib fahl-gelb; Unten weisslich, die Beine dunkler. Diese Art entbehrt alle gesättigtere ocker-röthliche Färbung. Flügelspannung 22 m. m. Aus der Umgegend von Buffalo. Leicht von *marculenta* zu unterscheiden durch den verschiedenen Verlauf der äusseren Mittellinie und die gezackte 3. Querlinie, die sich auf dem Hinterflügel fortsetzt.

Anaphora agrotipennella, Grote.

Can. Ent. p. 137 ♂ July, p. 142 ♀ Aug., 1872.

Ebenda habe ich eine zweite Art aus Alabama mit weisslichen Oberflügeln als *Anaphora mortipennella* beschrieben. Ueber *agrotipennella* schreibt mir Herr Professor Zeller: "Ich habe sie als *Anaphora scardina* beschrieben, und das Manuscript befindet sich in Wien." Es ist mir sehr wahrscheinlich dass *Pinaris hamiferella*, *Hübner*, Zutr., S. 14, fig. 441-442, aus Rio Janeiro, und *Aerolophus vitellus* *Poey*, Cent. Lep., aus Cuba, zu *Anaphora* gehören oder damit verwandt sind.

XII. Description of the genera *Argyrophyes* and *Condylolomia* and of a species of *Deuterollyta*

BY AUG. R. GROTE.

[*Read before this Society, October 23, 1873.*]

Argyrophyes,¹ n. g.

Ocelli wanting. Maxillae rudimentary, entirely concealed by the prominently long, very thickly scaled labial palpi (Plate 5, fig. 1), which exceed the front, their third article directed forwards. Wings full; primaries (Plate 5, fig. 2) large, with evenly arcuate costa, straight external, and consequently long internal margin; 10-veined; cell long, closed; 2 to 5 at decreasing intervals; 6 from the cross vein; 7 to apex; 8 out of 7 to costa; 9 from upper and outer angle of the cell to costa; 10 and 11 wanting. Hind wings (Plate 5, fig. 3) rounded, rather disproportionally smaller, 7-veined; cell incompletely closed, angulated; vein 5 wanting; no accessory internal veins; on both wings the cells are undivided.

The species is frail, white, pulverulent, with somewhat the outline of *Homophysa*, so that at first, and considering the bushy palpi, the insect might be considered as *Pyralidous*. The neuration differs essentially, however, from that type; the absence of ocelli and the rounded secondaries are *Geometridous* characters. The antennae are simple, scaled, provided beneath with longer and very fine hairs in the male, in the female these are shorter, two on each of the well-exposed joints; the caputal scales are massed about the antennal insertion.

Argyrophyes cilicoides, *Grote*.

Pure white, shaded with smoky brown. Fore wings with a raised blotch of black metallic scales at the extremity of the cell; opposite and beyond this, inside of the transverse line, are a few more scattered dark scales. The terminal portion of the median space, on which the metallic blotch is placed, is

¹ Gr.: ἀργυρῆος et φυῆ.

transversely shaded with pale smoky brown. The transverse posterior line is indicated by darker scales. It is lightly sinuate, outwardly rounded opposite the cell. Subterminal line fine, quite distinct, pale smoky brown, nearly perpendicular, a little irregular, twice more prominently indented. There are very faint indications of basal transverse shade lines; fringes white. Hind wings white, with a smoky discoloration inside the fringe, more prominent towards the apices. Beneath, the fore wings are dark smoky brown, except along internal margin near the base, where they are white as are the fringes. Hind wings white with faint dot and smoky shadings. Body parts white; a faint mixture of brown scales is perceivable under the glass, especially on the legs. The insect distantly recalls in appearance the European *Cilix spinula*.

Expanse, 16 m. m. My specimens were collected in New Jersey.

Condylolomia,² n. g.

Vein 8 of the secondaries (Plate 5, fig. 5) anastomosing with 7; veins 3 and 4 of the fore wings (Plate 5, fig. 4) furcating. In the male the costa, beyond the cell, at a little beyond basal third, is provided with a fold within which is concealed a tuft of hair. At the base, at costa, *above* the cell, is a rounded blister. Fore wings with the outer margin straighter than usual, resembling *Asopia*. Vein 1 with an incomplete subbasal lower branch. Cell aborted, hardly one-fourth as long as the wing; veins 3 and 4 furcate; 5 thrown off from the upper side of median vein a little without the lower angle of the cell; 2 below and beyond 5, about one-third of the distance between 5 and the furcation of 3 and 4. Vein 6 from the discal cross-vein near the middle to costa, just before the apices; 7 to costa near 6; 8 out of 7 to costa at the center of the wing; veins 9 to 11 wanting; 12 an abortive veinlet, apparently skirting the basal blister and joining the costa at the commencement of the costal fold. Ocelli. Body slender, tortriciform; labial palpi porrect, as long as the front, coarsely scaled; terminal joints projected forwards. Tongue spiral. Maxillary palpi not detected. Antennae (δ) moderate, finely pubescent beneath.

Condylolomia differs from any hitherto described genus of Pyralidae in the 9-veined primaries. It agrees with *Duponchelia*, *Stegothyris* and *Paraponyx*, in that veins 3 and 4 of the primaries are furcating (Lederer's Plate 2, fig. 26), vein 5 arising from the median vein before the origin of vein 2 below. It approaches in costal character *Cnaphalocrocis* and *Crocidolomia*, but here the swelling is at base *above* the very short discal cell, and the fold, concealing a

² Gr.: *κόνδυλος* et *λώμα*.

pencil of hair, beyond the discal cell, is apparently different in character from the costal ornamentation of the Asiatic *Crocidolomia*.

***Condylolomia participialis*, Grote.**

♂.—The fore wings are smooth, dark ochrey yellow, more or less washed and shaded with vinous red, especially terminally. There is no perceptible ornamentation except an outer transverse even slightly arcuate pale shade line with a preceding reddish stain. Hind wings dark fuscous, a little pale at costa. The fringes are rather long, glistening, dark reddish on primaries, pale fuscous on the hind wings. Beneath paler, testaceous with obscure reddish shadings. Primaries the darker, with a transverse line at $\frac{3}{4}$, followed by a pale outward shading and corresponds with that on the upper surface. Hind wings pale yellowish, with the inception of a transverse shade marks on costa. Abdomen above fuscous, the prominent anal tuft and under-surface yellowish. Legs dusty yellowish; middle and fore tibia reddish outwardly. Thorax and head above like the primaries.

Expanse, 14 m. m. *Habitat*, Pennsylvania (No. 8).

***Deuterolyta borealis*, Grote.**

♂.—From the base of the antennae two long scaled processes extend backwards over and close to the thoracic surface, reaching to the mesothorax, and resembling in position the palpi of *Anaphora*. Labial palpi exceeding the head, third joint long and pointed; maxillary palpi present, very short. Fore wings dusty yellowish gray with powdery black lines. Inner middle line determinate on costa, irregular. A black discal dot inside of the narrow median shade. Outer middle line irregularly denticulate, produced about vein 4, thence running inwardly below vein 3, whence it descends very slightly outwardly projected to internal margin. Terminal field wide; a wide blackish terminal shade band, tinged with brown, notably so at about internal angle. A terminal series of well-marked interspace blackish marks, becoming continuous inferiorly; fringes whitish. Hind wings fuscous, the veins darker marked; a discal dot very near the base and costal border: a terminal strongly marked line; fringes whitish. Beneath pale yellowish gray; a common line and discal dots; the marginal shade band less prominent. Thorax and head above like primaries. Legs concolorous; tibiae marked outwardly with black.

From Cambridge, Mass. Collected by J. C. Merrill (No. 9). *Expanse*, 20 m. m. Kindly determined as *D. conspicualis*, Led. (from Brazil), on Lederer's authority, for me, by Prof. Zeller, but differing decidedly by the greater width of the terminal spaces on both surfaces, the irregularly denticulated exterior lines which are more inwardly placed, the smaller size and paler color.

XIII. Description of a Butterfly new to the Lower Lake Region

BY AUG. R. GROTE.

[*Read before this Society, October 23d, 1873.*]

Callicista, n. g.

Eyes hairy. Antennae very slender, a little more than half as long again as the abdomen; club prominent, cylindrical, comparatively short. Fore tibiae about five-sixths the length of hind tibiae. Fore wings with the costal margin a little more than half as long again as internal margin; external margin equal in length to internal margin, sinuate, being unusually strongly inwardly retreated from below vein 3 to internal angle. Cell less than half as long as the wing. Hind wings broadly elongate ovate, internal margin nearly twice the length of the abdomen.

Callicista seems to have its nearest ally in *Strymon*, *Hübner*. It is more *Hesperiform* than any of the *Theclid* genera.

Callicista ocellifera, *Grote*.

♂.—Wings *above*, dark bronzy brown. On the cell of primaries a large blackish sexual spot. On hind wings two black spots before the external margin, near the anal angle, apparently resting on an extremely fine pale hair streak; fringes whitish. Wings *beneath*, pale dull violet brownish gray. Primaries with three terminal series of white lunules on the interspaces descending from the costal region. The first series fainter, marginal, continued, following the shape of the external margin; the second consisting of three lunules, terminating on the interspace above vein 4; the inner series preceded by blackish spots, opposite the cell smaller and parallel with the second band, but, below vein 4, two spots are placed outwardly and continued below the second series. Hind wings with two basal, blackish pupilled, white ringed, rather large distinct spots, recalling those in *Everes* in position. A mesial band of black pupilled, white ringed, ocellate spots, a little *waved* and irregular, the spots unequally defined; beyond, a subterminal series of unequally V-shaped white marks, accented outwardly by dark shades, the points turned towards the base of the wing; a terminal series of white lunules, with dark outer shade spots, interrupted by a large black spot, between veins 2 and 3, surmounted by a vivid orange yellow shade, and containing a few metallic points. A black fringe dot at the anal angle. A marginal whitish narrow

line, faintly noticeable, also, on the fore wings; fringes dark. A darker linear shade on the cross-vein of secondaries, perceivable within the mesial band.

Length of fore wing, along the costa, 11 m. m. Breadth, from apex to internal angle, 7 m. m. Length of internal margin, 7 m. m. Total length of body, 9 m. m.

This pretty little species was taken by Mr. Ottomar Reinecke, near Aurora, about 17 miles southward from Buffalo, on the Buffalo, New York and Philadelphia Railroad. The locality presents a succession of hilly eminences, covered by a moderate growth of hemlock, mixed with deciduous trees. The specimen was taken on the 13th of July. On the same occasion *Argus Eurydice* was quite abundant. Mr. Edwards, in his synopsis of North American Butterflies, enumerates 39 species under the genus *Thecla*, of which number, 15 are from California, 1 from Utah (*affinis*), and 1 from Nevada (*cygnus*): a single species (*halesus*) enjoys a range from Florida to California, while another (*mopsus*) is found from New England to Colorado Territory. Mr. S. H. Scudder records 12 species, from New England, under 6 genera. It is probable that *Callicista ocellifera* will be in future added to the list, as its range is not likely to be confined to this region of country. Our butterfly is remarkable for its resemblance to *Everes* on the under surface of the secondaries, but here there is but one marginal black spot and superposed broad orange luniform shade, while in *Everes* there is a succeeding one, here absent, a few black scales on the succeeding interspace indicating its position. On this account, also, it resembles *Lampides Balliston*, *Hübner*, fig. 229-230, from Georgia. It is a much smaller and narrower insect, however; on the under side the two prominent ocellate spots at base of secondaries are not indicated by *Hübner*, who represents a single larger ocellus on internal margin, wanting in *ocellifera*. On the primaries there are double discal streaks, and the black spots accompanying the inner *even* transverse bands on both wings are wanting, in *Balliston*. On the primaries the transverse lines are much less complete and much more crowded on to the external margin, having a very different position, in *Callicista ocellifera*. *Hübner's* species is not catalogued by Mr. Edwards. The European *L. Boeticus* may be considered the type of *Lampides*.

XIV. Description of three Genera of Noctuidae

BY AUG. R. GROTE.

[Read before this Society, October 23d, 1873.]

Hadena turbulenta.

Phosphila turbulenta, Hübner, Zutr. S. 15, figs. 67, 68.

Amphipyra? turbulenta, Walker.

Ocelli. Eyes naked, with lashes. Antennae (♀) simple, sparsely and finely pubescent. Thorax tufted on the disc behind the collar. Abdomen with slight dorsal tufts. Tibiae unarmed. Slender-bodied; squamation pulverulent on the wings, hairy on the legs and thorax. Bright brown; fore wings widening at outer third, paler outside of the t. p. line. Median lines approximate inferiorly; t. p. line superiorly outwardly projected, double, the inner line most distinct, lunulate-dentate. Costal region between t. p. and subterminal line dark brown, relieving the pale costal dots. Subterminal line faint; on the subterminal space the veins are darker marked. Two prominent dark brown parallel streaks, fused by a dark shade, rest on the submedian interspace above internal angle. Hind wings pale brown, with an even, outwardly pale shaded, transverse line opposite the t. p. line of primaries; a faint discal streak and diffuse darker terminal shade. Fringes on primaries dark, cut with pale at the extremity of the nervules; on secondaries pale reddish with a dusky outer shade. Beneath duller hued, with discal dots and common line. Noticeable from the inward position of the t. p. line of primaries and transverse line of the hind wings.

Expanse, 28 m. m. Albany (Lintner); Georgia (Hübner). A species not noticed by Guenée, and referred without any apparent reason to *Amphipyra*, by Walker, from Hübner's figures.

Homohadena, n. g.

Ocelli. Eyes naked, with feeble (?) lashes. Tibiae unarmed. Thorax with smooth unelevated discolorous collar, the disc untufted. Abdomen without tufts, a little flattened (♀). Maxillae moderate. No frontal protuberance. Size moderate. Differs from *Hadena* by the untufted thorax and abdomen. Ornamentation peculiar; ordinary spots and subterminal line obsolete; median lines even, flexuous, approximate; t. p. line strongly arcuately projected opposite the cell; a brown dash from base to t. a. line, below submedian vein, continued more faintly across the median space to an opposite notch on the t. p. line; a second large dash on the cell continued beyond the t. p. line. Brown; hind wings whitish in ♂; fuscous in ♀.

***Homohadena badistriga*.**

Hadena badistriga, Grote, Trans. Am. Ent. Soc., p. 20, 1872.

Albany (Lintner); New York (Grote); London, Canada (Saunders). Larva on the common Honeysuckle (*Lonicera sempervirens*); chrysalis in a tolerably firm cocoonet. At the time I originally described the species, Mr. Lintner kindly drew my attention to the fact, that I had wrongly described the eyes as hairy.

***Adipsophanes*,¹ n. g.**

Ocelli. Eyes naked, without lashes. No clypeal projection. All the tibiae unarmed. Antennae of the usual ($\frac{2}{3}$ of the costal) length. Thoracic vestiture smooth. Palpi equally thickly scaled, but very slightly exceeding the front. Abdomen without tufts. Clypeus without tuft, closely, shortly and thickly (contrastedly) scaled. Head not retracted. Legs smoothly scaled, but with longer sparse hair on the outer surface of the hind tibiae. Fore wings with the external margin rounded, the long fringes projected very slightly at internal angle. Vein 8 of the hind wings out of the upper margin of the cell; general habit recalling *Caradrina*. Antennae (δ), simple, scaled above, with exceedingly short and fine down beneath. Palpi thickly scaled, third joint small, more closely scaled. Maxillae moderate.

In using Lederer's analytical table we refer this moth as allied to *Stilbia*, among the European genera, from which it differs by the absence of secondary sexual disparities, the simple antennae, the absence of a mesothoracic tuft and the contrastedly colored, close velvety clypeal squamation (as compared with the paler and longer scales of the vertex). The form is slender; wings elongate, pale colored; ornamentation *Leucania*-like. It approaches in general appearance and form very closely to Guenée's *Crambodes talidiformis*, but in that species the antennae are subpectinate, the clypeal surface is not discriminated by its vestiture, the terminal palpal joints are longer, more obtuse and broader.

***Adipsophanes miscellus*,² Grote.**

δ ♀.—Fore wings pale brownish gray, with fine interrupted black lines on the veins accompanied by narrow whitish shades. The usual ornamentation obsolete. Terminal space darker tinted. An interrupted terminal blackish line; the long pale brownish fringes cut with whitish opposite the veins. Hind wings white, subtranslucent, with a brown line and pale brownish terminal shade fading to anal angle, more obvious in ♀; fringes white. In the ♀ there is an exceedingly slight indication of a transverse line from nervular

¹ Gr.: ἀδῖψος et αἰνίωματ.

² Spec. sub No 2 ad cel. Zeller misl.

flecks, apparent also beneath on the dusted costal region. Beneath, without markings; fore wings pale brownish; hind wings white; terminal lines well marked. Squamation slightly lustrous. Body parts gray; clypeal surface blackish.

Expanse, 28 m. m. *Habitat*, New York (Albany, *Lintner*); Pennsylvania; Massachusetts; quite common, and in all collections. The types are in the Collection of this Society.

Plagiomimicus,³ n. g.

Ocelli. Eyes naked, without lashes. Clypeus with a broad naked cup-like depression, the raised edges forming inferiorly a wide semicircular corneous projection, below which a corneous ridge crosses the face above the moderately slender maxillae. Labial palpi shorter than usual. Legs unarmed. Fore tibiae with a stout terminal curved spine. Antennae simple, with short hairs beneath on the joints (δ). Squamation scaly, as in *Lygranthoecia*, not hairy, as in *Heliolonche* and *Heliothis*. Thorax short and square; tegulae laterally spreading, with elevated terminal scales. Abdomen without tufts, very little exceeding the hind wings.

Plagiomimicus pityochromus, *Grote*.

δ ♀.—Color of *Lygranthoecia marginata* and *L. Thoreaui*. Median lines narrow, distinct, white; transverse anterior a little inwardly depressed in its general course above the median vein, about which it forms a faint angle, thence straightly to internal margin; transverse posterior running outwardly from costa to vein 6, where it is angulated, thence descending with an inward sweep evenly to internal margin which it joins (running inferiorly parallel with the t. a. line) at within $\frac{2}{3}$ from the base, narrowing the median space inferiorly. Discal spots evident, elongate, lying in slightly opposed positions, black (especially the orbicular), surrounded by narrow white borders, constricted medially, figure 8-shaped. Subterminal line preceded on costal region by a darker, large triangular shade which obtains between the t. p. and s. t. lines superiorly. Hind wings a little paler than primaries, similarly tinted, plain. Beneath without markings; fringes concolorous. Body parts like the wings.

Expanse, 20 m. m. *Habitat*, Alabama; Albany (*Lintner*). Size of *Lygranthoecia marginata*, with the primaries more widely triangulate. From both species of *Lygranthoecia*, specifically easily separable by the paler more olivaceous general tint, the apically produced transverse posterior line and the distinct guttiform discal spots, and generically by the frontal excavation. The type is in the collection of this Society.

³ Gr.: $\pi\tau\eta\gamma\epsilon\tau\ \mu\mu\kappa\acute{o}\varsigma$.

XV. On Wallengren's "Lepidoptera Scandinaviae Heterocera disposita et descripta."

BY AUG. R. GROTE.

THE meritorious work of H. D. J. Wallengren on Swedish Moths (Lund, 1863), has not, as yet, received our attention. The first part (Closterocera) is before us, and a brief reference to certain points presented by it may be of interest. Following Duméril and Boisduval, Wallengren assumes divisions higher than Families for the Moths, but although their definitions are more extended, they are not recommended to acceptance by any more important contradistinctions than when first announced by the French Entomologists. And although Wallengren says, "Closterocernes antennform skiljer dessa fjärilar genast från alla Nematocera och Chetocera" (p. 4), he leaves out of consideration the American Zygaenoid genera, certain of which are not separable from Wallengren's Nematocera on antennal characters. To his exception "Paranthrena," (properly written Paranthrene, *Hübner*, S. 128), must now also be added the Texan Setioid genus *Zenodoxus*, *G. and R.* To the gradual modification of the antennae throughout the Suborder (more perceivable, perhaps, in our American fauna) is owing a gradual change in structure which necessarily makes any *κέρως* classification unnatural and impossible.¹

Wallengren retains the less compact Smerinthoid species in the highest position among the Sphingidae. We object to this on the ground that their Bombyciform analogies, unprismatic antennae (g. *Cressonia*, etc.), and weak abdomen, are characters of inferiority. The transformation of *Haemorrhagia* is more like that of the Hesperidae, and the diurnal flight of Hübner's *Bombyliae* (*Vulgares*), is a character entitling them to highest rank. The aborted maxillae and nocturnal flight of *Smerinthus* are characters indicating a

¹ See the paper on Antennal Structure, read before the Portland Meeting of the American Association for the Advancement of Science.

lower rank in the Family. No generic separation of the European species of *Smerinthus* is made by Wallengren, but such is evidently demanded. Although the European *Smerinthus tiliæ* is enumerated first by Latreille under his genus, yet it cannot be considered his type while he cites *ocellatus* under the same name, and which latter species we have separated as typical of the genus in our Catalogue. *Laothoe Fabr.* and *Delina Dalman*, appear to be cast for the same species, and to be in reality, intended as = *Smerinthus Latr.* The former has been used for the European *populi*, and we have considered this species as the type. Nor does this arrangement interfere in the slightest with Hübner's Verzeichniss, a work to which we would accord the fullest authority and weight. We have taken for Hübner's genus *Paonias* the type *P. excaecatus*, which (with *Myops* and *Salicis*) he includes on p. 142. This genus is (excluding *Salicis* as the type of *Smerinthus*) unrepresented in Europe, and contains two, if not three, American species. *Calasymbolus Grote*, is also unrepresented in Europe; its type, *Astylus*, is not mentioned by Hübner. For the European *tiliæ*, Hübner's genus *Mimas* must be retained; there are no described American species. We have already proposed to restrict *Polyptychus Hübner*, to Cramer's *dentatus* as the type. Quite distinct from any of the other species included under *Polyptychus* and more strongly marked, perhaps, than any of the other *Smerinthoid* species, the American *juglandis* has already been separated under *Cressonia*.

Wallengren, unhappily (and unnecessarily), refers *Philampelus Harris*, as a synonym to *Choerocampa*. The proper type of this genus is *Philampelus satellitia Harris* (nec Linn.), *Daphuis Pandorus Hübner*; the genus is unrepresented in Europe. Wallengren's idea is probably taken from Burmeister's fusion of the genera in the "Sphingidae Brasiliens." Nor does Wallengren separate *D. nerii*, as the type of *Daphuis Hübner*, as has been correctly done by Curtis. Quite unnecessarily, Wallengren erects a new genus for the European *Macroglossum stellatarum*, already originally considered as the type of Scopoli's genus. Wallengren has, evidently, taken the prevalent European idea of "Macroglossa," without exercising literary research. For *Hemaris Dalman* (to which Boisduval has referred *S. fuciformis* as the type), Wallengren uses the incorrectly written term "Macroglossa."

XVI. On the Butterflies of Anticosti

BY AUG. R. GROTE.

[Read before this Society, October 31, 1873.]

THIS Society has received from Mr. William Couper a collection of Lepidoptera made in the months of June and July, on the Island of Anticosti, which lies in the Gulf of St. Lawrence, between latitudes 49° and 50°. I am under obligations to Mr. Samuel H. Scudder for his opinion on the eight species of Diurnal Lepidoptera collected by Mr. Couper. Two additional species of Grapta have been reported, though not seen by me, making ten species of butterflies in all known from the island. No species of Oeneis were observed. Five of the species received present no features of particular interest. These are: *Vanessa Atalanta*, *Argynnis Atlantis*, *Phyciodes Tharos*, *Cyaniris Lucia* and *Cyclopides Mandan*. The other three I notice more fully, as follows:

Glaucopsyche Couperi, Grote.

This species differs from *Lygdamus* and *Pemбина*, in having a much broader dark margin to the wings. The male (25 m. m.) is more largely pale greenish blue above, over the dark ground color, which, in the female (27 m. m.) obtains, the blue color being confined to the basal and discal fields of the wings. Beneath white shaded over dark, with a subterminal series of 7 black-pupiled white ringed spots on the interspaces, and a discal ocellus on the primaries. Hind wings with a twice broken subterminal series of 9 ocelli with obsolete pupils, 2 more coalesced on the disc, 1 above on costal region. Fringes whitish.

Ganoris oleracea, Scudder, var *borealis*.

The markings on the veins are much darker and broader than usual, especially beneath. The species thus resembles *frigida*, but the elongated form of the hind wings peculiar to *frigida* is totally wanting. This is a renewed example of the interesting fact that white butterflies assume darker colors when inhabiting elevated localities or higher latitudes.

Papilio brevicauda, Saunders.

The specimens agree in the special position of the markings with the Newfoundland form. There is a variation in the length of the tails, and the coloration is more that of the continental *P. Polyxenes* (*Asterias*). The form is a segregated geographical one. While the female *brevicauda* approaches in excess of yellow color the male, in the Southern States the male *Polyxenes* seems to approach the ordinary female type.

XVII. Notes on North American Lepidoptera

BY H. K. MORRISON, OLD CAMBRIDGE, MASS.

[Read before this Society Nov. 21, 1873.]

Family LYCAENIDAE.

Lycaena pseudofea* (nov. sp.).Expanse*, 17 m. m. *Length of body*, 6 m. m.

Palpi above dark brown; beneath white, clothed with scattered stout black hairs, most numerous on the second and third joints. Front dark, with narrow conspicuous white lines encircling the eyes. Antennae alternated white and black, club at its commencement dark reddish-brown, shading to red at the tip; body above dark brown, almost black; beneath whitish. Wings above uniform dark brown, deeper at the base, and there concolorous with the body; anterior wings without defined markings; posterior wings with a series of five small submarginal black spots, the three nearest the anal angle distinct, the other two sometimes almost obliterated; fringe concolorous, without any trace of white. Beneath, ground color of a uniform brown, considerably lighter than above; anterior wings with a white ring (enclosing a spot of the ground color) .5 m. m. in diameter in the center of the basal third of the wing, resting upon the median nervure at its junction with the fourth median nervure; beneath and touching this ring, another, bounded above by the median nervure and fourth median nervure, and resting on the submedian nervure. This latter is an ellipsis, major axis .75 m. m., minor, .50 m. m. It is the nearest to the base of the wing. Two submarginal rows of faint white spots, situated between the nervules. Between the basal rings and the two submarginal rows of spots, the wings are crossed by four white parallel lines, interrupted by the nervules and obliterated slightly before the costa and inner margin of the wings. These lines are perpendicular to the costa, and not parallel to the submarginal spots. Posterior wings beneath, with a series of three white rings (enclosing spots of the ground color) directly beneath each other, and in the basal third of the wings. A submarginal band of six conspicuous black spots between the nervules. Before this a narrow white band surrounding the spots, and extending between them along the nervules. The spot nearest the anal angle is almost entirely covered with metallic green, and the rest of the spots present detached scales of this color, generally on the side nearest the margin. The disc of the wings between the submarginal band and the three white rings is covered with a series of interrupted white lines.

Described from three specimens. Types in the collections of Edward Burgess and H. K. Morrison.

Hab., Key West, Florida. Specimens taken February 8th and 9th. This species belongs to the same section of the genus as *exilis*, *Boisd.*, from California, and *fea*, *Edw.*, from Texas. But it can at once be distinguished from the latter to which it is closely allied, by the absence of the metallic blue reflection on the basal third of the anterior wings above, by the concolorous ground of the wings above, and below, without the broad red bands of *fea*, and by the presence of the two white rings in the basal third of the anterior wings beneath.

There are also other differences which can be seen from the description.

I am indebted for the opportunity of describing this beautiful species, to my friend Mr. Edward Burgess of the Boston Society of Natural History.

***Lycaena cassius*, Cram., Var. *floridensis* (nov. var.).**

Expanse, ♂ 20 m. m. ♀ 22 m. m.

♂.—Palpi above black; beneath the first two joints white, the third black tipped with white, all three clothed with thick black hairs; antennae black and white; club black, tipped with white; body black above; beneath white with a yellowish tinge; wings above of a deep marine blue, with a slight metallic reflection; anterior wings with a very narrow black border along the costa and outer margin; fringe black, changing to white at the inner angle. Posterior wings with the disc of a lighter blue; a black border a little wider than that of the anterior wings; fringe white; the markings beneath show slightly above; beneath the ground color is white with brown markings; anterior wings with a series of six marginal spots between the nervules, those nearest the inner angle being double; next to these and separated by the ground color, a submarginal line formed of united lunules; this line extends uninterruptedly to the fourth median nervule; from this to the inner margin it is continued by a long faint lunule; the next line is short, extending from the costa to the disco-central nervule; the third extends from the costa to the third median nervule; these last two are formed of connected lunules. The fourth is broad, uninterrupted, extending to the median nervule; from the median to the third median nervule it is represented by a faint narrow line. The fifth line is narrow, continuous from the costa to the inner margin. The sixth line forms a broad continuous band, the sides of which are parallel until they reach the median nervure, and from that point commence to diverge until they reach the inner margin—width of the band on the median nervure .75

m. m., on the inner margin 2.5 m. m.—thus forming a broad triangle resting on the inner margin. The seventh line formed of lunules and not quite touching the costa, which from it to the base is brown. The eighth line is reduced to a long lunule parallel to the costa. The base and disc of the posterior wings covered with brown spots and lines of various shapes; a submarginal band of united lunules, surmounting a marginal series of six spots, situated between the nervules; the two anal spots are deep black, each surrounded by a ring of chrome yellow; the second of these spots is the largest; they both contain a lunule of metallic blue nearest the outer margin, and have also detached scales of the same color scattered over them.

♀.—Anterior wings above, white, with a very broad black border extended from the base along the costa to the apex, where it is much thickened, and from the apex to the inner angle, as in *L. neglecta* ♀. The base of the wing and three bands corresponding to the principal ones below, are suffused with a metallic blue reflection; the middle band extends from the black costal border across the disc to the inner margin; the outer band is an arm from the submarginal black border, and is only suffused with blue internally; posterior wings with a blue reflection at the base; a black border formed of the submarginal lunules and spots, which are united at the costal angle, but separate towards the anal angle; the two black spots beneath, particularly the second, are reproduced conspicuously above; beneath the markings are the same as in the male, except that they are lighter, and in the posterior wings the discal bands are only represented by a few isolated spots.

Hab., Key West, Florida. Taken from Feb. 1 to 10. Types in collections of Edward Burgess and H. K. Morrison.

This species is the representative in our fauna of the Central and S. American *cassius*, and will perhaps ultimately be considered distinct from it. But in the large series of specimens which I examined from different localities, I was unable to find any constant specific characters separating the two, although the Florida form could readily be recognized by its general appearance.

Thecla modesta.

Lycæna modesta, Maynard, Amer. Nat., Vol. 7, March, 1872, p. 177.

This species is not a *Lycæna* but a *Thecla*, belonging to a group which has not until now been found within the limits of the United States. *Modesta* is extremely close to, if not identical with, an undescribed species which I have from Jamaica and Cuba.

The insect fauna of Key West is tropical in its character, and intimately connected with that of the West Indies, while it differs entirely from that of Florida, the nearest main land.

Family ENNOMIDAE.

Eurymene excavaria (nov. sp.).

Expanse, 31 m. m. *Length of body*, 11 m. m.

♀.—Head and collar violet-black, the latter edged with ferruginous; body above ochreous; terminal segment of the abdomen ferruginous, anus violet black; body beneath and legs uniform ferruginous. Anterior wings with the apex pointed; a very strongly pronounced angle between the second and third median nervules (much more so than in any species of the genus known to me); outer margin between the angle and the apex concave; below the angle the margin is very deeply indented; inner angle slightly rounded; anterior wings with the ground color pale ochreous, almost hidden except at the base and apex by numerous transverse, brown striae; a narrow violet-black costal border, continuous with the collar, lined interiorly with red, extending one third of the distance between the base and apex; a very thick dark reddish-brown line, commencing on the inner margin two-thirds of the distance from the base to the inner angle, and continuing perpendicularly until a short distance before the fourth median nervule; at this point it changes its course about thirty degrees to the right, extending in this direction until within 1.5 m. m. of the costal margin, where it stops abruptly; bordered internally with brighter red, externally with violet, which extends to the inner angle; the indentation below the angle, in the outer margin, bordered with ferruginous; a narrow reddish line at the base of the fringe. Posterior wings above ochreous; an obtuse angle at the termination of the third median nervule, between which and the anal angle, the margin is concave and bordered with dark brown; the anal angle slightly violaceous; a ferruginous line commencing on the abdominal margin (where it is almost black) a short distance above the anal angle, extending about three quarters of the distance across the wings, gradually becoming fainter and lost in the ground color; posterior wings free from striae except near the anal angle. Wings beneath, ochreous; pale near the base; profusely striated with ferruginous, especially on the posteriors; anterior wings with a broad ferruginous line, slightly violaceous, prominent on the costal margin, corresponding to the upper part of the line above; this line is obliterated before the inner margin; a broad whitish border along the inner margin, free from markings; posterior wings with a broad violet border, bounded interiorly by a ferruginous line composed of accumulated striae.

Hab., New York. Collection of H. K. Morrison.

This handsome species can be easily distinguished from *phlogosaria* *Guenée*, and *alcoolaria* *Guenée*, by the different number and arrangement of the lines on the anteriors above; from *fervidaria* *Herr.-Sch. (emargataria, Guen.)*, it differs by the strongly marked indentation and prominent angle of the outer margin of the anterior wings. There are also other minor points of difference between the species, which can be seen from the descriptions.

XVIII. On Eight Species of Noctuidae

BY AUG. R. GROTE.

[Read before this Society, November 21, 1873.]

1. *Hadena sputator*, Grote.*Apamea?* *insignata*, Walker p. 729 (n. b. 1).

♂ ♀.—I have formerly united this form with *Hadena dubitans*, Grote (*Mamestra dubitans*, Walker, p. 232), but a large series of specimens induce me to separate it as distinct. The present form must receive a new name, since that of *insignata* is used for a species, which is most probably a *Hadena*, on page 727, by Mr. Walker himself, while the name had also been previously used in the group. This is the more usual species of the two (found under bark with *H. devastator*) and has been sent me in number by Mr. J. A. Pettit, from Grimsby, Canada. New York specimens have been sent me by Mr. Mead, under the Number 95. I have taken it also in the vicinity of Buffalo in August. It is the smaller (42 to 44 m. m.) form; the fore wings blackish aeneous brown, and the markings almost entirely lost; the most prominent feature of the primaries is the contrasting pale powdery squamation of the reniform spot. Occasionally the orbicular is dusted with similar pale scales, which also relieve outwardly and narrowly the subterminal line which is preceded by improminent blackish unequal enneiform marks. My former determination of *H. dubitans*, *h. s.*, p. 142, needs no rectification. *Hadena dubitans* is the larger (48 to 50 m. m.) form of the two, and I have it from the Middle States and California. It is of a light smooth ferruginous brown, a little darker on the costal region and terminal space. The transverse posterior line is merely indicated by dots on the veins. In *Hadena sputator*, this line is seen in fresh specimens to be indicated by a pale shading between geminate dark lines. The spots are, in *H. dubitans*, also, more or less notably powdered with pale scales, but on account of the paler color of the wings these do not so prominently contrast. The hind wings are brownish fuscous, not blackish fuscous, as in

H. sputator. The thorax is brown, concolorous with the wings, without marks; beneath, similar to *H. sputator*, but the color is everywhere light brown, not blackish brown. Both species are undoubtedly typical *Hadenas*, and very closely allied. Mr. Walker's generic references are therefore inexplicable, while neither species can be recognized with certainty by the descriptions in the British Museum Lists. The form described above under a necessarily new name bears a resemblance to the European *Alopecurus*, Engramelle, fig. 373, *b*, not *a*; I have, however, both sexes of our American species, corresponding with each other in color. On the other hand *Hadena dubitans* resembles, but more distantly, Engramelle's fig. 373, *a*. The typical *Hadena rurea*, is represented in the collection of this Society by a New York specimen.

2. *Ipimorpha pleonectusa*, Grote.

♂.—This species is allied to the European *subtusa*. It differs by its larger size and different tint. Instead of olivaceous, it has a faded, dusky, warm testaceous hue. The ornamentation is similar, but the claviform spot is proportionally larger in the American species, in which it equals the orbicular. The subterminal line differs by being outwardly pale-lined, and notably more jagged and distinct than in the European congener. Beneath, the usual lines are not perceptible. A longer description is not necessary; the different tone of the delicate evenly diffused tint of the nearly concolorous species (with its even pale median lines, and large pale-circled concolorous ordinary spots), its larger size and the differences in the markings detailed above, easily separating it from the European *subtusa*, with which it coincides in the shape of the wings and the presence of the claviform spot, the latter absent in *retusa*.

Expanse, 33 m. m.

Habitat, Sharon Springs, New York (O Meske, 3476).

3. *Scopelosoma sidus*, Guenée.

Dichagramma vinulenta, Grote, Proc. Ent. Soc. Phil., 1864.

Habitat, Texas (Cressou); New York (Lintner).

Varies in the color of the reniform spot, which is sometimes white (as I have described it), sometimes fulvous (as Guenée describes it).

The European *satellitica*, varies in a similar manner. Our species seems to be more intensely colored than the European, but otherwise resembles it closely.

4. *Scopelosoma Walkeri*.

Dichagramma Walkeri, Grote, Proc. Ent. Soc. Phil., 1864.

Habitat, Canada (Pettit); New York; Buffalo (coll. of this Society). On account of the long and narrow primaries, with uneven fringes and external margin, I refer this species as congeneric with *S. sidus*, differing in these characters from *Cerastis*. The ♀ moth has been taken in this vicinity in March, during cold weather (about maple trees, sucking the sap), by my friend David F. Day, Esq. The specimens were in good condition but had evidently hibernated. Lederer remarks that the hibernating specimens of *Cerastis* and *Scopelosoma* noticed by him were all females. The reniform varies as in *sidus*, being sometimes white, again ochreous, usually less distinct than in *sidus*, but again specimens occur, in which the two accompanying white dots are readily perceivable. In its dusky and ochreous colors this species is very different from *sidus*. The median shade in *Walkeri*, is straighter, below the reniform, than in *satellitica*, where it is waved, and the obsolete denticulate transverse posterior line is also a little straighter in its general course. In general color *Walkeri* varies from ochreous to dusky olivaceous brown, while the other two species are rich reddish or purplish brown, and so, much deeper and more intensely colored. The marginal pale points in *satellitica*, following the finely waved terminal line, are not perceivable in *Walkeri*, which is the more roughly scaled species.

5. *Plusia Putnami*, Grote, Plate 4, fig. 2 ♂.

I have, since describing this species, received from Europe the true *festucae*, corresponding with Enggramelle's figures, 585 *a-f*, and I find that the North American species I have used for comparison with *Putnami*, is distinct from *festucae*. *Plusia Putnami*, differs from the European *festucae*, in the much smaller aureate median spots and the different shape and upward extension of the first of these, and in the more rosy fore wings which want the dark ground color and discol-

oration of the median space superiorly which distinguishes *festucae*. The course of the transverse lines remains much the same in the two species, while in the American species they are much more tinted with vivid orange red at the base of the primaries. Beneath, in my specimen, the lines are very faint; I think there may be two on the hind wings. The species I have considered hitherto as *festucae*, seems to me undescribed. Guenée says of *festucae*: "J'ai vu un individu de l'Amérique du nord qui ne diffère en rien des nôtres." This, it seems to me, could not have been said of *Putnami*. Mr. Walker, also, records *festucae* from North America.

The description on p. 146 should be amended and read as follows:

♂.—Golden yellow, the base of the fore wings powdered with orange red scales, and with the linear transverse shades traced in orange red basally and towards internal margin. Beyond the *t. a* line the region about internal margin is washed with pale golden as in *festucae*, irrorate with orange red scales. The angulate median shade and all the lines have apparently the same general course as in *festucae*. There are two median metallic spots, smaller than in *festucae*, black ringed, the inner and slightly larger one with an upward extension into the discal cell. The wing has a pale rosy ground color, not dark as in *festucae*. A black dot above vein 6 at its base, the indication of the reniform. The metallic portion of the apical golden shade is limited to a bordering of the apical streak, not so uniformly spreading to the costa as in *festucae*. Hind wings, pale fuscous. Thorax and head rosy; collar with a lilac edge. Beneath, pale ochrey, with faint transverse lines.

6. *Plusia contexta*, Grote.

♂.—Fore wings a little narrower than in *festucae* or *Putnami*, external margin a little straighter, of the same brilliant colors, but the ground tint is more as in *festucae*, more of a livid brown, not rosy as in *Putnami*. The course of the median lines is the same as in its allies, but they are hardly as distinct. The light golden metallic spots are fused, so that they come to have somewhat the appearance of the spots in *biloba*; the base of the compound spot is straight; the upper margin of the spot does not extend above the median vein. The golden portion of the apical shade is more extended inwardly and superiorly than in either of its allies, reaching inwardly to the reniform dot. Fringes of both wings pinkish. Hind wings pale fuscous; beneath, both wings pale rosy or ochrey fuscous, with faint transverse lines. Varies in the extent of the orange red powdering of the wings, so that some specimens seem higher colored than others.

Expanse, 34 m. m. *Habitat*, New York; Albany (Lintner).

7. *Plusia striatella*, Grote.

♂.—A little smaller than *contexta*, of the same form, external margin of primaries seeming straighter, apices less produced. On the fore wings the transverse lines are obsolete. The ornamentation reminds one of *Leucania*, and consists of darker longitudinal streaks on a pinkish ground. Costa, basally, and internal margin throughout its length, narrowly golden. The larger inferior portion of the fore wing below median vein, from the base outwardly, is deep ochreous brown. This dark color is cleanly cut by a narrow golden streak, neatly black margined, which takes the place of the ordinary spots and extends along the sub-median interspace from within basal third to external margin. A second golden shade streak opposite the cell, and here margining superiorly the darker portion of the wing. No dark apical shade as in *festucae*, *Putnami* and *contexta*. The second longitudinal golden streak opposite the cell appears to replace the apical shade in those species; it differs here by being continuous nearly to the margin, while the darker oblique shadings are absent in *striatella*. Fringes pink on both wings, with fine basal line. Hind wings fuscous, much as in allied species. Beneath, rosy; primaries, dusky fuscous centrally; hind wings with no apparent transverse line. Thorax and head rosy yellow; collar with lilac edges.

Expanse, 32 m. m. *Habitat*, Washington (Glover, MS. Plate 84, fig. 22); New York (Lintner); Canada (Saunders).

8. *Mamestra claviplena*, Grote.

♂ ♀.—Eyes hairy; tibiae all unarmed. Antennae (♂) shortly pectinate, ciliate beneath, the pectinations furnished with longer lateral spinules. Size moderate; wood or umber brown, the lines indicated by paler included shades; median spots large, with distinct darker annuli inwardly pale-edged and with diffuse dark centers, the reniform with a nearly obsolete white streak. Clavi-form large, triangulate, prominent, almost sometimes blackish—the most noticeable ornamentation of the wing; median space rather narrow; transverse posterior line incepted above reniform from a prominent costal pale mark, dentate on the veins, inwardly lunulate between them; the inward lunulation is extended on cell 2 and the line again outwardly pointed on the subterminal nervure. Veins darkly streaked opposite the points of the t. p. line; subterminal line pale, tolerably distinct and continued; W-mark obsolete; a distinct dark terminal line regularly interrupted by pale dots at the extremity of the veins where also the dark fringes are undecidedly cut with pale color. Hind wings and abdomen brownish fuscous, concolorous; basal portion of the secondaries hardly paler and these are without lines; beneath dusted with pale scales, with faint transverse line and dot. Abdomen with slight dorsal segmentary tufts. Thorax with a central tuft behind the collar.

Expanse, 30 m. m. *Habitat*, Albany (Lintner. No. 2,288 ♂; No. 2,287 ♀). Allied to the European *M. Treitschkei*.

XIX. The two Principal Groups of Urbicolæ (Hesperidae auct.)

BY SAMUEL H. SCUDDER.

[Read before this Society, December 19, 1873.]

THE classification of the Urbicolæ (Hesperidae auct.) has proved a stumbling-block to all who have proposed any arrangement of butterflies. No author, Hübner excepted, has even attempted more than a generic collocation, and the two most recent essays of this sort have been exceedingly unsatisfactory. In his Verzeichniss, Hübner divided the "stirps" into eight "families;" the first three of these are founded mainly on the form of the wings, the others simply on their markings; these divisions are almost wholly unnatural, although the sequence of the genera is far more reasonable than that of Herrich-Schaeffer or Butler.

Fabricius was the first to separate the family into distinct genera. In Illiger's Magazine he divided it into three genera—Thymele, Helias and Pamphila. Helias was founded upon a single, undescribed and now unknown species. If we omit Helias, the genera Thymele and Pamphila will represent in the main* the natural separation of the Urbicolæ into two grand divisions, which are of less value than sub-families, and may therefore be termed tribes; to the former we may apply the name *Hesperides*, which Latreille gave in 1807 to the whole family, since it includes the genus *Hesperia*; while the other may retain Hübner's name *Astyci* (1816), formerly intended for the whole group.

The following distinctions will be found between the two tribes:

In the *Hesperides*, the fore wing of the male is always provided with a costal fold where a sort of silky down is concealed; this feature is often very inconspicuous; in the *Astyci*, on the other hand, the male is generally furnished with a discal patch of peculiar scales crossing the median interspaces of the fore wings, usually in an oblique direction; but sometimes the wing of the male is as simple as that of the female. In the male *Hesperides* again, the

* Some species enumerated under Pamphila belong to the first division.

poster'or extremity of the alimentary canal is protected beneath by a corneous sheath, which extends beyond the centrum or body of the upper pair of abdominal appendages, sometimes nearly to the extremity of the appendages, carrying the vent beyond the centrum; while in the Astyci, the extremity of the canal is not protected by any extruded sheath, but opens at the very base of the inferior wall of the centrum.

In the Hesperides, the prevailing color of the butterflies is dark brown, marked with white or translucent angular spots; the antennae generally have a long club roundly bent or with a sinuous lateral curve; in the Astyci the prevailing tints of the wings are tawny and black, marked also, but often feebly, with pale, sometimes vitreous spots; the antennae are provided with a stout club, which generally tapers rapidly and terminates in a slender prolongation, recurved at about a right angle; but in a few genera the crook is very slight, or wholly wanting.

The body of the Hesperides is proportionally stouter than in the Astyci, and their flight is generally swifter and more direct, although in some genera the movement is unusually slow. In the higher Hesperides, when the insect is at rest, all the wings are held equally erect; in the lower groups, the wings are either perfectly or almost perfectly expanded, or else they present the inequality of position characteristic of the Astyci, where the hind wings are usually horizontal or partially raised, while the fore wings are vertical, or at least more elevated than the others.

The earlier stages seem to present no peculiar distinctions, if we except the eggs; in the Hesperides these are always distinctly ribbed vertically, and are almost always taller than broad; while in the Astyci the eggs are smooth and pretty regularly hemispherical, usually broader than high. The caterpillars of Hesperides generally feed upon leguminous plants, and live in horizontal nests made of leaves; the Astyci feed on Gramineae, and generally construct vertical nests among the blades.

To the former group—Hesperides—belong such genera as *Pyrrhopyga*, *Erycides*, *Thymele*, *Thorybes*, *Achylodes*, *Erynnis* and *Hesperia*. To the latter—Astyci—*Ancyloxypha*, *Thymeliens*, *Cyclopides*, *Atrytone*, *Pauphila*, *Augiades*, *Limochores*, *Prenes*, *Calpodes* and *Lerema*.

XX. Note on the species of *Glaucopsyche* from Eastern North America

BY SAMUEL H. SCUDDER.

[*Read before this Society, December 26, 1873.*]

MR. GROTE has recently published in this Bulletin a description of a species of *Glaucopsyche*, of which many specimens were collected in Anticosti by Mr. Couper, and to which Mr. Grote gave the name of *G. Couperi*. The description was based upon nine specimens which, strange to say, included only one male; all, excepting one female, were more or less rubbed and their determination was a matter of no small difficulty. Mr. Grote was good enough to submit the specimens to my inspection before (and again since) description, and it is but fair to him to say that it was, at least in part, owing to my report, that they were described as distinct from what has ordinarily been known in American collections as *Lycaena Pembina* *Edw.* The single male seemed to have as broad and vaguely defined a dusky border to the outer margin of the wings, as the female; while in the previously known species, the upper surface of the wings of the male had a distinct and very narrow black edging. Since its description, however, I have seen in different collections thirty or forty good specimens collected by Couper at the same time, and no male with markings resembling those of the female occurs among them; this throws very strong doubt upon the validity of the distinction and a reëxamination of the types is not reassuring, for the wings of the male are rubbed so that it is impossible to assert positively that their border was any broader or less well defined than in those specimens from which it was believed to be specifically distinct, although its appearance tends to the earlier conclusion. On the whole, therefore, I am inclined now to consider all the northern specimens of *Glaucopsyche* as belonging to a single species.

The name Couperi will nevertheless stand for this species; for Mr. Edwards has recently called my attention to the fact that in describing Pembina he stated it to be allied to the Californian *Pheres Boisd.*, while *in the same connection* he described a Californian butterfly (*Behrii*) as belonging to a distinct series of which *Lygdamus Doubl.*, was the type. The insect, therefore, which we have been calling Pembina cannot be that species, and hence this northern *Glaucopsyche* was described for the first time by Mr. Grote. What the true Pembina is, remains to be determined.

The southern *Glaucopsyche*, called *Lygdamus* by Doubleday, is probably distinct from Couperi. I have not yet detected any differences in the abdominal appendages of the males, but that is hardly to be expected, since in these parts the distinction between closely allied species in the Ephori is always exceedingly slight; southern specimens of *Glaucopsyche*, however, differ from the northern, in having a more glossy reflection of the upper-surface in the males, a narrower dusky border of the same in the f-males, and, in both sexes, a paler tint on the under-surface, and a tendency to much larger spots, in which the black central portion predominates.

A specimen of this species in my collection (from Kanawha Co., W. Va.) has the right fore wing longitudinally crumpled in a slight degree, the fold passing along the middle of the cell; beneath, a little before the extremity of the cell, and also a little before the second sub-marginal spot, is a small roundish black spot, almost wholly overlaid by a powdering of *blue* scales, of the color of the upper-surface, as if there were a partial inversion of the upper-surface, caused by the fold.

The synonymy of these species will stand as follows:

1. **Glaucopsyche Lygdamus Scudd.**, Rev. Am. Butt., 33.

Lycaena Lygdamus Doubl. Entom., 209.

Cupido Lygdamus Kirby, Syn. Cat. Lep., 365.

? *Lycaena Antiacis* Boisd., Ann. Soc. Ent. France, 1852, 300.

2. **Glaucopsyche Couperi Grote**, Bul. Buf. Soc. Nat. Sci., I, p. 185 (printed Nov. 5, 1873).

Lycaena Pembina Edw., Syn. N. Am. Butt., 37.

Glaucopsyche Pembina Scudd., Rev. Am. Butt., 34 [not *Lycaena Pembina* Edw., Proc. Acad. Nat. Sci. Philad., 1862, 224].

XXI. On a New Species of *Grammysia* from the Chemung Group

BY WILLIAM H. PITT.

[*Read before this Society, December 26, 1873.*]

Genus *Grammysia*, *De Verneuil*,

Bulletin de la Soc. Geol. de France, Vol. 4, p. 696, 1847.

M. DE VERNEUIL'S generic description has been lately modified by Professor James Hall, so as to include the species which naturally belong to the same group, as follows:

Generic Characters.—Shell equivalve, inequilateral, varying from subquadrate to transversely elliptical. Valves ventricose, sometimes inflated: beaks strong, prominent and incurved; hinge line shorter than the shell, posterior to the beaks. Dentition obscure, or represented only by irregular folds on the cardinal line: ligament external, prominent, extending from beneath the beaks to nearly one-half the length of the hinge line. Cardinal margin bordered by a deep, well-marked escutcheon; anterior end marked by a small, deep and strongly defined lunule. Anterior and posterior muscular impressions faintly marked, the latter much the larger: palleal line not sinuate, but broken into points or ridges, strongly rounded posteriorly, and uniting with the large muscular scar near its anterior border.

Surface of shell often marked by an oblique mesial rib or fold, extending from the beak to the basal border, and by numerous strong concentric folds or ridges, which are frequently obsolete on the posterior part of the shell. The shells appear to have been thin and fragile, and are usually much crushed and distorted from compression; but most of the species occurring in the New York rocks are well marked, and not readily mistaken, since their specific characters are easily distinguished.

Notice of Lamellibranchiate Shells, Part 2, p. 48 [*preparatory for the Paleontology of New York*].

Grammysia Chemungensis (n. s.), Plate 6.

Shell attaining medium size, and, transversely, decidedly elliptical; valves ventricose; beaks strong, incurved, and somewhat flattened; hinge line (as near as can be determined from the specimen, which is a cast, left valve) less

than half the length of the shell, and barely arcuate. Anterior end somewhat narrow and short; beneath the beaks, which are close to the anterior end, is a very small, but strongly marked, lunule; the margin here is broadly rounded into the basal border, which is regularly curved except where the oblique fold or rib terminates. The posterior margin is sharply rounded, prolonged, and slightly oblique to the transverse axis. Surface ornamented with concentric striae and undulations of growth, parallel with the margin, which are strongly marked on the anterior end and umbo, but disappear on the posterior slope and cardinal region. There are traces also of an oblique middle fold or rib, extending from the beak to the basal margin, considerably behind the middle of the valve. This fold or rib is not deeply marked in the specimen figured across the entire valve, but its termination on the margin shows plainly a protrusion and the two adjacent depressions or furrows.

The species resembles *Grammysia Elliptica*, but the valves are very ventricose, the umbo unlike *Elliptica*, and in other characteristics quite different.

Formation and Location: Chemung Group, Belvidere, Allegany Co., N. Y.

The great depth and position of the rocks in this group, extending as they do over the southern tier of counties of New York, southward in Pennsylvania, and along the Appalachian region, make them of more than ordinary interest.

They consist mostly of shale and intervening sandstone, in which the shale greatly predominates.

In no part of the group is there a greater abundance of fossils or variety of species to be found than between the Genesee and Alleghany rivers, over an area some thirty miles in width from the Pennsylvania line. The Genesee at Belvidere is about 1,700 feet above tide water, while the hills which lie to the south and southwest reach an altitude of 800 or 1,000 feet above the flood plain of the river. The lower strata, as exposed in the deep ravines and along the natural water-courses of streams tributaries to this river, are found in many places to be wonderfully fossiliferous; nor is it only at the base, but on the tops of the elevations, wherever the shale or sandstone come to the surface, that both brachiopoda and lamellibranchiata occur.

At Belvidere, on Van Campen's creek, is a layer of grayish sandstone, about two feet thick, in which the *Grammysia Chemungensis* was found; and so full is this rock of shells, that scarcely a square inch of it can be exposed without disclosing some specimen.

XXII. Contributions to the Geology and Physical Geography of the Lower Amazonas

BY CH. FRED. HARTT,

Prof. of Geology in Cornell University.

[Read before this Society, January 2, 1874.]

THE ERERÉ-MONTE-ALEGRE DISTRICT AND THE TABLE-TOPPED HILLS.



ASCENDING the Amazonas from Pará, the topographical features observable from the river for the first 300 miles, are very monotonous. With the exception of the immediate vicinity of Pará, Breves and Gurupá, where the land rises to a height of twenty to thirty feet above tide-level, the country is perfectly flat, scarcely above water even in the dry season, and of recent origin. Where

the land is perennially wet, as along the *furos** connecting the main river and the Pará estuary, it is so densely forest-clothed that, from the water, one sees nothing but foliage, and the land-effect is produced not by *terra firma*, but by the forest-wall that at once borders and limits the channels.

Were the vegetation removed from the region just mentioned, the vision of the traveler, instead of being shut in everywhere by the forest, would range over a tract as level as the sea. Enormous mud flats, partially covered by every tide, nowhere more than a very few feet out of water, traversed by a network of deep channels, and diversified by lakes, would be seen stretching away to the horizon on every side, only here and there a *torrão*, like that of Breves, rising above the general dead level. Such would be the appearance of the Breves district during the dry season if deprived of trees: but, during the rains, the Amazonas deluges the whole region and pours over it in one broad sheet into the bay of Marajó. To rightly appreciate the topography of the lower Amazonas, we must eliminate the effect produced upon us by the vegetation. True it is that the alluvial lands, just described, depend upon the forest both for their origin and existence, but one is apt to mistake forest topography, if I may use such a term, for land topography, and count for more than its real geographical value, a district whose height and limits are intensified or defined by forest. After having made six voyages between the bay of Marajó and the main river, I am satisfied that, one reason why voyagers have so much doubted whether the, so called, Pará river should be considered a mouth of the Amazonas, is largely due to the fact, that the forest prevents a just appreciation of the magnitude of the united channels of the Breves district, while, at the same time, the size of the Tocantins has been much over-estimated. Above Trocará this river is, during the dry months, only a small, narrow stream, while, in the lower course, it is not a true river, but a wide, extremely shallow, tidal estuary, the upper part of which is in process of filling up with sand, brought down by the river. The enormously wide, lower reaches, that open broadly into the bay of Marajó, are swept by very strong tides, and are being silted up by Amazonian mud. Travelers who hastily pass through

* A *furo* on the Amazonas is a channel that connects two different streams and it differs from a *parana-merim*, which is a side channel that leaves a river and joins it again lower down.

the Breves district, and trust to maps and the glimpses they get of the mouth of the Tocantins, may set down the Pará as simply the extension of that river, but they are not correct. The Tapajós and Tocantins are rivers of very nearly the same size, but the waters of the former river, on issuing from its mouth, are crowded by the mighty torrent of the Amazonas against its bank, as if they were a mere brook. To attribute the fresh waters of the Pará to the Tocantins, is like referring a giant's work to a pigmy. The Tocantins, Mojú, Acará and all the true rivers emptying into the Pará, taken together, would not, during the dry season, furnish enough water to make more than a respectable Amazonian paraná-merim, and they would be utterly insignificant, in comparison with the united Breves furos. Of course the rivers just enumerated must be enormously increased in volume during flood time, but even at that time they cannot compare with the wide Amazonian flood which then pours through channel and forest over the Breves lowlands.

It must not be forgotten that these lowlands are bordered on the east by the higher lands of Marajó and on the south-west by those of the southern side of the Amazonian valley, and the traveler on the lower Amazonas should remember that the flat, alluvial banks, which so monotonously accompany the river, do not extend very far into the interior. If we ascend the Tocantins, we shall encounter the higher grounds at Cameté, and the town of Gurupá is built on, what appears to be a low spur of these same lands. They reappear again at the mouth of the Xingú, to the westward of which, at a greater or less distance from the river, they stretch in a line of bluffs to the Tapajós.

Ascending the Amazonas by the ordinary route, one sees no high lands on the northern side of the river, until, having passed the mouth of the Xingú, the table-topped serras of Parú rise before one, stretching along the river in patches nearly to Prañha, beyond which soon come into view the highlands of the Monte-Alegre district. It is to the Geology and Physical Geography of these northern Highlands and their vicinity that I now invite the attention of the reader.

The villa of Monte-Alegre is situated a few miles above the mouth of the rio Curupatúba,* one of the northern affluents of the Ama-

* From the Língua geral *Kurupá*, a port, and *tý'ua*, a place of. The name appears to have been primarily applied to the village, because of its convenient landing place. Rio Curupatúba

zonas, and is distant 350-360 miles nearly directly west of the city of Belém or Pará.

On the maps, the Curupatúba is usually represented as a large river, taking its rise in the highlands of Guiana, to the north-westward of Monte-Alegre, and which, shortly before entering the Amazonas, receives by a short outlet the waters of a large lake. According to Sr. Ferreira Penna* this is inexact. The river that descends from the interior is called the Mãecurú † (or Maycurú) and it empties directly into the lake. This river has never been explored and nothing is known of its upper course. The lower part is bordered by rich grazing grounds and is inhabited. The lake, commonly known as the Lago Grande de Monte-Alegre and celebrated for its fishery of the *pirarucá* (*Sudis grandis*) is situated in the alluvial bottom about midway between Monte-Alegre and Santarem, and to the south-west of the former villa. Sr. Penna says that it is about twenty-five miles long, and from three to five in width. It is most probably an old channel of the Amazonas. The same author states that the lake empties by two channels which soon unite in one called the *Cururuhy'* ‡. This presently receives on the left the Igarapé-apára, § when the stream takes the name Curupatúba. The course of the latter is at first north or north-east, but, just before reaching the villa of Monte-Alegre, it makes a bend to the east, and, hugging the higher lands on the northern side of the valley, empties into the Amazonas, a few miles east of Monte-Alegre, just below which town, it communicates with the main river by a navigable *paraná-merim*. ¶ It is interesting to observe that the Amazonas runs obliquely across the valley, in a north-easterly direction, from the highlands, a few miles east of Santarem, to those of Monte-Alegre, leaving a very broad strip of alluvial campos on the northern side, which narrows towards the east, running out near the

then corresponds to Rio de Monte-Alegre, which one sometimes hears used. On some maps we find the spelling, Gurupatúba. Gurupá, the name of a little town a few hours east of the mouth of the Xingú, is a corruption of *Kurupá*.

* A Região occidental da Prov. do Pará, p. 125.

† From the reports of the vaqueiros and some fragments of a fine sharp sandstone I have seen, I am led to believe that the geology of the river would prove interesting.

‡ Toad river, from *Kururú*, a toad, and $\frac{1}{2}$ 'g, water or river.

§ *Apára* means crooked.

¶ More properly a *furo* or cross-cut.

mouth of the Curupatúba; these plains having been formed by the growth and fusion of islands in the silting up of the valley.

The villa of Monte-Alegre* is divided into two parts, the upper or principal town, and the lower town or port. The latter is situated on the left bank of the river, while the upper town, distant about a mile to the north, and reached by a steep, weary, sandy ascent, is built on the edge of a high, broad, flattened ridge or plateau, extending northward from the river to the serra of Tauajurí, distant some eighteen miles.†

This ridge, which has a height of five or six hundred feet, more or less, is composed of horizontal beds of clays and sands, of probable Tertiary age, and is, as I suppose, a degraded outlier of the once extensive formation of the Serras de Parí. On top it is very flat, but the surface is gently rounded, descending to the plains, both to the east and west, by gradual slopes, abrupt descents being infrequent, except on the southern side, which, having been encroached upon by the Amazonas, is steep, sometimes precipitous along the base, and gullied by many ravines.

The upper town of Monte-Alegre is composed of some fifty, for the most part shabby, tumble-down houses and vendas, together with a handsome new church and a curious, little, old, barn-like chapel, surrounding an immense, shadeless, sandy, Sahara of a square. The inhabitants are principally of Indian descent, but among the white families there are a few of education and refinement. The town has been ruined by the rubber trade, and is fast going to decay. The people are chiefly engaged in grazing, fishing and trade.

From the villa there is a magnificent view over the Amazonian valley. Below is the Curupatúba, which one may trace far to the south-westward, winding, tree-fringed, over the verdant, grassy, alluvial plain, which, level as the sea and variegated by forest patches and mirror-like lagoons, stretches southward for miles to the turbid flood of the mighty river, while away beyond in the south-west, are

* Happy mount. The name sounds strangely to the traveler who has enjoyed its delectable nights, the cheerful serenades of its *carapanás* and the moon worship of its numerous canine population!

† I regret very much that I shall be obliged to estimate all the distances given in this paper, and that I can furnish nothing more than a rough sketch-map of the district examined. The region has never been surveyed and mapped, and I have hence labored under a very great disadvantage. All my work on land was done on foot, many days often being spent in a fruitless search for rock exposures.

the white cliffs of Cuçary, and the blue, level highlands of the vicinity of Santarem. Seen from Monte-Alegre, the Amazonas does not resemble a river. It comes mysteriously from the west, stretches a broad, reddish belt across the landscape, and disappears in the east, with a wide water-horizon, as if, an arm of the sea, it opened out to the ocean. When the annual flood comes, all the green campos and clear-water lakes are whelmed beneath the turbid current, and even from the heights of Monte-Alegre, the southern shore is but dimly discernible. No wonder that the Indian fisherman calls it *paraná*, the sea! Looking westward from the village, one sees distinctly the high, rocky, irregularly flat-topped serra of Paitúna, with a curious mushroom-like pillar standing on its southern extremity, and called the *mão de pilão*, or *Induá ména*. A few miles to the north, is the rugged serra of Ereré, breaking down precipitously towards the north. From the top of the ridge behind the town, the beautiful serra of Tauajuré comes into view, while, to the eastward, lie broad plains and campos, with the level-topped mass of Parauáquára lying low down on the horizon. After this reconnoissance of the region we are to explore, let us descend to the lower town and go by water to Ereré.

The descent to the river is at first down a long, sandy incline, showing very few exposures, but the upper part, which is very steep, appears to be composed of reddish, clayey sands, much cut up by rain-courses, the clay being washed out and carried away, while the coarse sand is left lying loose on the surface, supporting a sparse vegetation, consisting mainly of small trees and shrubs, with here and there a giant cactus, cajú trees (*Anacardium occidentale*) being abundant, as we shall find them elsewhere on similar ground. Following the sandy path, and directing our steps to the ravine leading to the lower town, we presently reach a sort of terrace that runs out into a high, bluff, projecting point, extending to the river side just west of the village. This point is formed by a heavy bed of more or less sandy, and variegated feldspathic clay, which, tougher than the overlying beds, has resisted denudation. A little stream of water issuing from above the clay, falls into a ravine, that extends down to the river, and in a steep bank by the side of the road near where the inhabitants resort for water, the clays are well exposed. They vary in character from a pure feldspathic

tabatinga to a clayey sand, and are usually more or less deeply tinted, some of the layers being of a rich, purplish red. This bed of clay appears to be the lowest member of the formation of the ridge of Monte-Alegre. If we descend the ravine cut by the above stream, we presently strike a sloping, fan-shaped deposit of loose, white sand occupying the mouth of the ravine and forming a praia or beach along the river. On this sand, the lower town, consisting of a few houses and stores, is built. It is not a flourishing place; everything speaks of decay, and but little business is done in it. I found the people, however, very hospitable, and Senhor Onetti and his partner did everything in their power to aid me. In Mr. Rathbun's paper, annexed, I shall have an opportunity of recognizing the kindness of Sr. Valente, of the upper town.

Ascending the Curupatúba in a montaria, we find the stream to have a width of 400-590 feet,* and a depth during the dry season of 7-8 fathoms, the current of course varying with the season.

The bluffs, 60-100 feet in height, and covered with woods undergrown with curuá palms, continue for a short distance above the town, where they cease, and the highlands trend away from the river. The southern side of the ridge is high, abrupt, and with a steep slope. In the valley of Surubijú,† just west of the town, are swampy grounds, supporting a luxuriant forest with mirití‡ (*Mauritia flexuosa*) and assaí§ palms (*Euterpe oleracea*), but the vegetation of the sandy slope is very meagre. In the valley is an isolated hill, on which beds of a white, sandy tabatinga are exposed, and near by, were obtained the irregular, concretionary masses of iron-stone, used in building the new church in the upper village.

On the opposite side of the Curupatúba are the alluvial campos of the river-bottom, covered with coarse grasses and bordered along the water's edge by a thin line of trees. We soon leave the Curupatúba, which bends round to the south-westward, and enter the igarapé de Paitúna, a little river, that flows eastward past the

* 260 metres, Penna.

† Von Martius derives this name from *Sorubim* (*Platyostoma*, a genus of fishes) and *y'g*, water, or river. Glossarios, p. 475.

‡ *Ymyrá*, tree, *eté*, true. *Ymyrá* was originally *ymbyrá*, whence the form *bui ilí* (Port) used in Eastern Brazil.

§ *Uasaí*, lingua geral, very likely from *yuá*, fruit, and *sé* or *seé*, sweet.

serra of the same name, and which, like all the streams of the alluvial bottom of the Amazonas, has a deep, narrow channel, with very steep, muddy banks. In the dry season, the water of the igarapé is almost stagnant, simply rising and falling with the tide, and the stream literally swarms with alligators of large size. Porpoises gambol in its waters, and its banks abound in game, nacará and mauará cranes, piasócas, corta-agoas, alencórnos and other birds being exceedingly common. Capibáras are also very abundant in the vicinity.

After following the Paitúna for some distance, we turn off northward into a still smaller stream, called the igarapé de Ereré, and now enter a sort of alluvial bay, bounded by the Monte-Alegre plateau on one side, and on the other by the serra of Paitúna and the swelling sandy highlands stretching thence to, and east of, the serra of Ereré.

The little igarapé is exceedingly tortuous, bending hither and thither in a manner most bewildering to the voyager. Its banks are in part open river bottom, in part margined by a thin line of small trees, palms, as Prof. Agassiz has already remarked, being rare. The water of the stream is very turbid during the dry season, and the narrow channel is often interrupted by floating balsas of *cannarána*. As one ascends the igarapé the valley grows narrower, and at the cattle-fazenda of Sta. Maria, the higher lands of this Ereré plateau come down to the stream, and, in a bluff, obliquely laminated beds of tinted sands and clays are exposed. The alluvial campos of the lower course of the igarapé de Ereré and of the vicinity of Monte-Alegre, are used during the dry season as a pasturage for cattle, and there are several *curraes* along the route we have just followed. Cattle raising is indeed the chief branch of industry followed in this part of the Amazonas. The lands in the Ereré—Monte-Alegre district—are for the most part unfit for cultivation, and agriculture is practiced on a very small scale. The proprietor of the fazenda of Sta. Maria informed me that the saúba ant (*Oecodoma*) was so very abundant on his farm that it was next to impossible to raise a crop. It was even necessary to place the house plants upon a staging erected over the igarapé to protect them, and there they were not always safe.

On the left bank of the stream, above the fazenda, begins a very extensive and beautiful grove of *miriti* palms, which occupies a marshy tract, that seems to be quite dry during several months of the year. A little farther on we meet with higher lands on the left bank, and on the same side, between the upper and lower parts of the village of Ereré, there is a narrow ridge of sandstone, rising about twenty feet above the general level of the campos, and which runs off eastward, perpendicular to the river. This ridge is very much broken, the sandstone lying in huge masses, overgrown with trees and spiny shrubbery, so that I found it very difficult to examine it, and I could not satisfactorily determine the direction of the strata. The rock is, for the most part, a very hard sandstone with a clayey cement, but some of the beds are very argillaceous and beautifully striped with brilliant colors.

We have now emerged from a sort of pass between the Ereré and Monte-Alegre highlands, and have entered a vast, low plain, surrounded by hills and high ground on all sides. From north to south this plain probably measures not less than fifteen miles, while its width from east to west must be over ten miles. It lies a little higher than the alluvial plains of the Amazonas, and is drained by the igarapé by which we have just ascended. It is composed of nearly horizontal strata of Devonian age, through which the igarapé has cut a little valley, now partially filled in with alluvial deposits, lying at a lower level than the plain, the Devonian strata forming low bluffs bordering them. The valley narrows to the northward, and, in the upper part, the igarapé flows directly through, and over the Devonian rocks, a clear water stream.

In a little bluff by the side of the road leading from the igarapé to Ereré, and just as one ascends from the alluvial flat, there is an exposure of about fifteen feet in thickness of the Devonian beds. The lower part of the bluff is composed of soft, well-laminated, fine-grained shale, dark gray in color, alternating with white or red layers, and consisting of a fine, more or less sandy silt, with an abundance of little flakes of mica. This locality was discovered in 1870 by my assistants, Messrs. T. B. Comstock, Herbert Smith, and Phineas Staunton, who collected from the variegated shales a pretty little *Discina*, with which are associated two species of *Lingula*.

The only other fossils yet found in the shales consist of obscure, flattened casts, probably of some marine plant, together with a number of minute, discoid bodies, sometimes arranged in little chains, but of which I can make nothing.

Above the shales, just described, is a heavy bed of a not well laminated clay-rock, white, mottled with red, in which I have found nothing except some very obscure fucoid-like markings. All these beds have a very slight inclination to the south-eastward. Going northward, the bluffs gradually increase in elevation, but are probably nowhere more than fifty feet in height. The inclination of the beds of the Ereré plain is quite variable, and, over large areas on both sides of the igarapé, they are almost perfectly horizontal, often forming open campos of large extent, which are sometimes so exceedingly stony as to appear as if macadamized, the soil not being sufficient to support even a growth of grass.

The lowest beds of the series, that I have examined, are exposed in the north-western part of the campo at the cachoeirinhas of Paricá* and Cumamirí† situated on branches of the igarapé de Ereré. At the former locality the rock varies from a very hard, dark-colored, silicious shale, to a well bedded, dark gray, compact, cherty rock, breaking with a conchoidal fracture. The strike of these beds, taken along a water-line, is N. 10–15° W., the dip being westward and exceedingly slight. Leaving this locality and going eastward, the surface of the plain rises noticeably for about a mile, the dip being towards the west, continuing with but few elevations to the cachoeirinha do Igarapé do Cumamirí, where similar cherty rocks, with the same very slight westward dip, are seen in the bed of the stream, forming, during the dry season, a little cascade, which at the time of my visit was not more than two feet in height. The cherty beds have afforded no fossils, except a few fragments found in the more shaly portions.

Between the cachoeirinhas, above named, the beds are traversed by two dykes, which crop out, much decomposed on the surface; one forming a low ridge running nearly north-south, while the direction of the other is nearly east-west. On the right bank of the igarapé de Ereré, and some distance above the trail to Monte-

* A tree, furnishing a seed out of which the Indians make snuff.

† This appears to mean Little Milk.

Alegre, a sulphur-spring bubbles up through the Devonian shales. The water is limpid, of a greenish tinge, and with a strong sulphureous odor and taste; notwithstanding which, the basin in which the water collects is inhabited by little fishes and a species of *Ampullaria*. I regret that I failed in an attempt to bring away some of the water for analysis, especially since at Monte-Alegre it has considerable repute for its medicinal qualities.

Going eastward from the igarapé along the Monte-Alegre trail, one rises by an ascent of a few feet from the alluvial flat to the Devonian plain, that, almost as level as a floor, stretches to the foot of the Monte-Alegre highlands, beneath which the Palaeozoic beds disappear. The surface is quite destitute of soil and is strewn with little nodules of iron-stone, so that large areas are quite barren both of wood and herbage.

Just before reaching the Monte-Alegre highlands, several slight elevations, only a few feet high, are met with, that show, in place, light-colored shales, with thin bands of a reddish sandstone, some of which are full of fossils, *Streptorhynchus Agassizii*, *nob.*, being especially abundant. At this locality I obtained a single glabella of what appears to be a new species of *Homalonotus*.

If we now retrace our steps to the igarapé, and follow the path to the village of Eréré, we shall find the Devonian beds forming a flat or rolling, open campo, with long, gentle ascents and descents, in the rain-courses of which are indifferent exposures of whitish shales, apparently nonfossiliferous. On this campos-land there is very little soil, what there is being baked hard and strewn with small, angular fragments of red sandstone, that occasionally furnish fossils. The surface is often covered with little, rounded iron-stone nodules, scarcely larger than beans, sometimes forming a continuous layer. The campo is sparingly clothed with coarse grass, trees being few, scattered, stunted and disfigured by campos fires. Occasional large, arborescent cactuses heighten the dry, barren appearance of the landscape. The low places are covered with woods densely filled in, on the drier grounds, with *Curuá* palms.

Between the igarapé and the village of Eréré are several large dykes that project above the surface like ruined walls, but the vein-rock is always badly decomposed, so that it is difficult to say what it originally was. Similar dykes occur in all parts of the plain.

The strata, for a few feet on each side of a dyke, are usually considerably altered, being hard and flinty, while at the same time they are tilted upward at a more or less strong angle, as if the rent had been widened, not by a horizontal movement of the beds, but by the bending upwards of the strata on both sides of the fissure, through the force of the extruding matter. Sometimes in the denudation of the surface, these dykes, as just remarked, project like ruined walls, while at others, with the hardened strata on each side, they form low ridges, that run, sometimes for long distances, on the surface of the campo.

In the village and immediate vicinity, there are no good rock exposures. The most interesting locality, and by far the best collecting ground for fossils, lies at a distance of about two miles to the northward, in a large, open, treeless, grassy campo. The surface here is quite undulating, and strewn with angular fragments of a red or whitish sandstone, rarely ever seen in place. In the rain-courses the rock exposed is usually a fine, soft, well laminated, whitish or yellowish shale, usually quite unproductive in fossils. From the yellow shale I have obtained only a large *Lingula*, fragments of *Vitulina pustulosa* Hall, nob., showing the imprints of the little spines and a single ventral valve of a *Spirifer*. This shale, which I know only in a somewhat decomposed state, is largely made up of minute silicious particles and little mica flakes. It takes excellent casts of fossils, and would probably repay more careful examination, but I was unsuccessful in my search for a good exposure.

The great repository of fossils is the sandstone, which, as on the eastern side of the igarapé de Ereré, appears to form bands, a few inches in thickness, interstratified with the shales in their upper part. On the washing out of the shales by water the sandstone has cracked up and been left lying in fragments on the surface. Fossils were collected from the loose fragments, but, on the summit of a low ridge, to the north of a deserted house, I discovered on my last visit a layer of the sandstone, which, with great labor, Mr. Derby and I succeeded in uncovering; and this yielded us a magnificent lot of fossils. The layer is only about four inches in thickness, but it is completely filled with fossils which are usually in the shape of moulds, the organic matter having been entirely removed. The rock is com-

posed of fine, sharp, quartz-sand, with a slight admixture of clay, and occasionally a tiny, silvery flake of mica. The fragments of sandstone lying on the surface are usually more or less decomposed, and are apt to be stained with iron oxide, which makes them very hard on the outside, while sometimes the surface is covered with a thin layer of the same material. When unaltered the rock appears to be white, or slightly reddish in color.

The fossils most abundant in the sandstone are the Brachiopoda, which are represented by twenty species belonging to the following genera: *Terebratula*, *Vitulina*, *Tropidoleptus*, *Spirifera*, *Crytina* (?) *Retzia*, *Streptorhynchus*, *Chonetes*, *Orthis*, *Rhynchonella*, and *Lingula*, all of which are described in the paper of Mr. Rathbun, annexed. The only other Articulates are the trilobites which are represented by a beautiful *Dalmania* that occurs in abundance, and a species of *Homalonotus*, of which last only a fragment is known.

Several species of Lamellibranchs occur in the sandstone, belonging to *Nuculites*, *Palaeoneilo*, *Grammysia* (?), *Edmondia*, and one or two other genera. The Gasteropods number about eight species, representing the genera *Bellerophon*, *Platyceras*, *Holopea*, *Pleurotomaria* and *Tentaculites*. A few fragments of crinoid stems have been found, together with a number of obscure markings which may be of plants.



Serra of Ereré from the North.

This fauna has an unmistakable Devonian facies, but it is difficult to determine its exact equivalency. In some features, as for instance in *Spirifer Pedroana*, which closely resembles *S. varicosa*, the fauna recalls that of the Corniferous, while in the occurrence of *Tropidoleptus* and *Vitulina* it approaches the Hamilton.*

* See concluding remarks to Mr. Rathbun's paper.

The serra of Ereré is a high, narrow, rugged, irregular ridge, four or five miles long, trending about east-north-east and west-south-west, and with abrupt and often precipitous sides. The upper part of the serra is formed of very heavy beds of sandstone, that dip to the south-south-east at an angle varying from 5° – 20° . The top of the ridge is very irregular, ragged and picturesque, the sandstone being often exposed, in situ, in bare ledges or ridges, or lying strewn about in enormous blocks over the surface, which is so rough that it is no easy task to traverse the mountain from one end to the other. Along the northern side of the serra the sandstone forms a broken line of bluffs, varying in height from a few feet to several hundred; and just opposite the little village, and shown in the cut, there is a splendid precipice, remarkable for being rent by fissures from top to bottom. Below these bluffs the side of the serra slopes very steeply, presenting the appearance of a talus, the surface being covered with loose fragments of sandstone.

At both ends the serra is cut squarely off, but on the east the sandstone extends downwards, with a strong dip, disappearing under the more modern clays and sands of a swelling ridge like that of Monte-Alegre, that stretches eastward to the igarapé, covered with the characteristic vegetation of the high, sandy campos.




Serra of Ereré from the East.

On the southern side of the serra, and near the eastern end, these sandy campos rise by a gentle incline nearly to the summit, so that

one may ascend the serra on horseback. To the westward of this incline, the sides of the serra are exceedingly rough and picturesque. On this side there is hollowed out of the sandstone a large and curious grotto, called *Itá-tupá-óka*.* This is situated at some little height above the base of the mountain, and is reached by a steep ascent, encumbered by blocks of sandstone, and overgrown with cacti and stiff bushes. The cavern forms a large, irregular, bat-inhabited chamber 50–60 feet long, and with a sandy floor. Wallace had already described the entrance, which is 10–15 feet high, and divided into two parts by a layer of sandstone that runs horizontally across the opening about five feet from the floor. This layer is harder than the rock above or below, much of which is very friable.

Immediately west of the serra of *Ereré*, and separated from it by a deep notch, is a short, angular ridge, with the same trend and geological structure, called *Aroxí*. In this mountain, which is a little lower than *Ereré*, the inclination of the sandstone is very marked. On the southern side a broad belt of large cactuses extends from top to bottom.



Serras of *Ereré* and *Aroxí* from the South-west.

To the westward of *Aroxí*, at a little distance, is another short, high, conical ridge, called *Aracurí*, while beyond appear to be several other hills, in a line with those just enumerated, and apparently part of the same outcrop.

The sandy campos decline towards the southward from the serra for several miles, when they rise gradually to the rocky plateau of the serra of *Paitúna*. This serra I did not visit, but in 1870, Mr. Phineas Staunton examined it for me, reporting it to be composed of horizontal beds of the same kind of sandstone as that of the serra of *Ereré*, so that the two serras probably form part of a synclinal fold. *Paitúna* is flattened on top, and very broken and precipitous on all sides. Wallace, who visited it, says that the curious, mushroom-like pillar on the southern end is composed "of friable

* Literally, God's stone house. *Itá*, stone; *Tupá*, or *Tupána*, God; and *óka*, house.

stone in horizontal layers and is constantly decaying away by the action of the weather. The top is formed by a stratum of hard, crystalline rock, which resists the rain and sun," etc. This upper crystalline rock is probably like the excessively hard sandstone of the serra of Ereré. The pillar bears the name *Induá ména** in Lingoa Geral, or *Mão de pilão* in Portuguese, and, together with another similar column in the vicinity, figures in the legend of the Paitúna, a mythological personage from whom the Indians say that the serra has derived its name.

The sandstone of Ereré is, for the most part, composed of fine, rounded grains of clear quartz, with a silicious cement, the rock being so excessively hard that a fracture passes directly through the sand grains. The rock has a slight brownish tint, and a saccharine look, sometimes being almost translucent in thin flakes. On the surface the cement decomposes, becoming milk white, and the hard beds scale away in concentric coats, giving rise to rounded surfaces. This is the general character of the Ereré sandstone, but there are some very fine-grained layers like quartzite, while others are soft and friable. The rock is never very coarse, and pebbles are rare. The bedding is massive, and oblique lamination is everywhere observable.

Underneath the sandstone at the notch of Aroxí there is a thick band of hardened, variegated clay. Being well jointed and of unequal hardness, the Ereré sandstones, have, under denudation, given rise to a multitude of curious pillars and imitative forms. To the latter class belongs a large rock on the east extremity of the serra, called *Pirayauára* † or porpoise, because of its resemblance to that animal, while near by, on the brink of a precipice, is a projecting, bird-like rock, called *yurutauí*. On the summit of the mountain, and overlooking the lofty precipice facing the village, is an immense, isolated rock, about fifty feet high, which, from afar, looks like a huge boulder perched upon the top of the serra. This mass, which is represented in the cut on page 213, is composed of a very hard, white sandstone, obliquely laminated and rounded by decomposition. Its western side is covered with rude Indian drawings in red paint.

* Pestle. Sometimes it is called *Induá*, the mortar. *Ména* means husband. By some the pillar is called *yapóna*, the oven.

† *Pirá*, fish, and *yauára*, dog.

Standing just in front of the cliff at the upper part of the serra, on the northern side near the Aroxí notch, is a large, high pillar, covered with similar rude paintings, and apparently at one time an object of superstitious regard. Similar figures are drawn on the cliffs near by and in the notch. These so-called hieroglyphics of Ereré were examined and copied by Wallace, but the sketches were unfortunately lost. I have reproduced some of the more important forms in the *American Naturalist*.* Mr. J. B. Steere, on a visit with me to the mountain, had the good fortune to find a large fragment of silicified wood, imbedded in the sandstone, near the great painted rock on top of the serra. This is clearly coniferous in structure, but Dr. Dawson, to whom it has been referred, has not been able to determine it. Mr. Steere also found what appears to be the impression of the trunk of a large tree on the surface of a bed of sandstone, on a ridge about a quarter of a mile to the south-westward of the painted rock.

One point in the geology of the Ereré District is settled upon the best of palaeontological evidence, and that is, the age of the beds forming the great plain to the north of the serra. These are certainly Devonian. But what is the age of the rocks forming the serra itself? I have already expressed the opinion that the strata of the serra were disturbed before the beds forming the plains were laid down, since these strata are highly inclined, while the Devonian rocks bordering the base are quite horizontal, presenting nowhere more than an exceedingly slight inclination. There is no reason why coniferous wood should not occur in strata of Devonian, or even Upper Silurian age under the Equator; but I must freely confess, that, after carefully considering the whole subject, it seems to me quite probable that the Ereré sandstones are really newer than the fossiliferous beds of the plains, and that these last may dip under the serra; but, if this is the case, it is extraordinary that the sandstones, if once continuous over the plains, should have been so completely worn away and that the plains should have been so very evenly denuded. It is also somewhat strange that the structure of the serra of Tajuri should differ so markedly from that of Ereré. I have made a long and careful search for exposures along the base

* Brazilian Rock Inscriptions, Amer. Nat., May, 1871.

of the serra of Ereré, but I have been unable to determine from stratigraphical evidence the relative age of the beds of the mountains and plains. There can be no doubt that the serra of Ereré is older than the true table-topped hills, and the question of its glacial origin needs no further discussion.

In the sandstone of the serra are occasional veins, partly composed of iron oxide. The original vein-rock appears to have been traversed by a perfect network of delicate veinlets of hematite, forming interlacing laminae often not more than one or two millimetres in thickness, which, on the decomposition and removal of the vein-rock, form masses presenting the appearance of honey-combed wood. In 1870, I made barometrical measurements on the summit of Ereré, which gave me the height as 970 feet. Since the observations were taken, I have noticed that a point to the westward of those I had chosen appears considerably higher, so that the serra is not far from 1,000 feet in height.

The vegetation of the serra resembles that of the high, sandy campos of the vicinity, and is very scanty. The sandy tracts are sparsely sown with tufts of long, coarse grass. Trees are as usual very small, rough-barked, gnarly-branched, stunted and scorched by campos fires. Cajú trees grow all over the serra, and the visitor will always gratefully remember their thirst-assuaging, acid fruit. The cajueiros of the serra are all very small, and the fruit is dwarfed and rather sour. On the sandy campos the tree is everywhere met with, and the fruit is sometimes very large and delicious. I have never seen a cajú tree on the Devonian plain. It is a true campos species, and, as elsewhere in Brazil, it appears to be confined to dry, sandy soils. It flourishes also on the campos in the vicinity of Santarem, where, as well as at Monte-Alegre, a very delicious wine is made from its juice, some of the brands being not inferior to good grape wine. The manufacture of this beverage was known to the old Tupís, who called the liquor *akayú kavim*. The fruit has an extended reputation in Brazil for its anti-syphilitic properties, and it is supposed that the wine also possesses medicinal virtues. Two palms are common on the serra, the *Sacurí* and *Jatá*. The former appears to be allied to the Curná, but the leaves are much more stiff and erect. It is rarely seen elsewhere in the vicinity. The *Jatá* grows to a height of about fifteen feet, and is a very con-

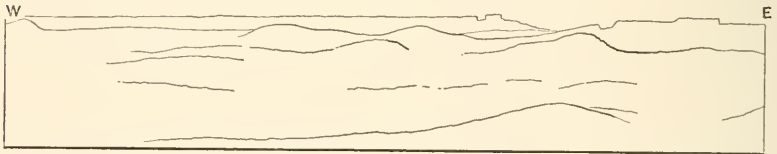
spicuous element in the vegetation of the serra. It also occurs on the campos. Armadillos and jabuti-tortoises abound in the serra, and a pretty little species of deer occurs, but I could never succeed in getting a shot at one.

Before we leave the serra let us take a survey of the landscape. The eye follows the sandy campo, with its scattered trees and patches of bare sand, southward to the flat, insignificant-looking, rocky serra of Paitúna, which, tied by the high campos to the serra of Ereré, forms a point projecting southward into the alluvial bottom of the Amazonas. On the right, or west of Paitúna, the alluvial lands form a sort of bay, bordered by sandy campos-land. Into this region I made an excursion in 1870. From the Aroxí notch the sandy and sparsely-wooded plain slopes gradually from the mountains to the southward, for a few miles, to a little igarapé, called, I believe, Maxirá; but this name I have also heard applied to the serra of Aroxí. Crossing the stream, one finds on the opposite side a line of terraces rising about 10–15 feet, if I rightly remember, above the general level, but considerably more above the Amazonas. These terraces are composed of beds of variegated sands and clays, in which I made an unsuccessful search for fossils. This formation appears to occupy a large area to the westward, and the terraces mark an old shore-line when the land stood at a somewhat lower level than at present, and the Amazonas, still a broad arm of the sea, had not yet passed into the riverine condition. Between the terraces and Paitúna is the alluvial bay just alluded to, in which is a small lake and a magnificent grove of miritis. The lake, I suspect, disappears during the dry months, as I do not find it represented on one of my sketches.

Eastward of the serra of Ereré, a high, rounded, sandy plateau stretches off to the igarapé, on the opposite side of which the Monte-Alegre highlands run off obliquely to the villa, in a line of steep slopes. Between these highlands and Paitúna is the alluvial bay traversed by the igarapé of Ereré. Across its mouth stretches the Curupatúba, and southward lie the beautiful, smiling plains, beyond which is the Amazonas, with the long, level line of smoke of a descending steamer. We trace to the northward the ridge of Monte-Alegre, at first level-topped, then more and more irregular, to the splendid, blue, mountain mass of Tauajurí, which, with pre-

cipitous front, heaves its back against the horizon, like a giant wave ready to break upon the level plains of Ereré, that lie spread out before us, flecked with open, bright, grassy campos, dark woodland, and coursing cloud-shadows from the glorious sky above. Below us, and beyond a little strip of woodland, is the little village of Ereré, with its white church and scattered, thatched houses.

In the west are the tops of Aroxí and Aracuri, with low lands beyond on the horizon, while, northward from the hills, stretches a belt of low, wooded ridges, skirting the campos on the west and north, and bending round to close the circuit with Tauajurí. And away beyond them, on the far-off northern horizon, are table-topped hills, evidently of the same formation as the serras of Parú. To give a clearer idea of the topographical features of the highlands west of the campos and of the distant table-topped hills, I have introduced the following little outline sketch taken without alteration from my note-book.



Sketch looking Northward from Serra of Ereré.

A mile or more west of the village, a very narrow, angular ridge extends northward from the northern side of the serra of Ereré, in a straight line for perhaps a mile, presenting a very even height of about 200 feet, as nearly as I could judge. On the eastern side this ridge is very steep, and near the top there is a line of exposures of a rather compact, not well laminated clay-rock, mottled red and white, and apparently without fossils. This has a decided dip to the westward, and the western slope of the ridge is consequently less steep than the eastern. The ridge is unfortunately covered with small trees, abominable "Devil's fish-hooks" and cactuses, so that it is very difficult to study it. After running along for a considerable distance, it breaks down abruptly, or perhaps more properly speaking, it is cut through by a broad gap, through which runs the road to Maecurí.

In the gap, the lower part of the ridge to a considerable height, is seen to be composed of a heavy mass of diorite; but whether this

rock forms a dyke, or a bed interstratified with the clay-rock, I could not determine. In the rain-courses of the Maccurú road the diorite has given rise to a great number of well-rounded boulders of decomposition, imbedded in a dark soil of decomposed trap; and, at a hasty glance, they might be taken for erratics. On the northern side of the gap the ridge appears to be continued for some distance. Looking from the top of Ereré there appears to be a ridge running northward from the Serra de Aroxí like that just described. I made an attempt to reach it, but lost myself in the thick woods. An attempt to explore the zone of highlands to the west of the campos proved very unsatisfactory. I made a very long excursion among these hills, but I cannot give an intelligible account of their structure, because of the want of exposures and the difficulty of making and recording observations in the dense undergrowth, and in the beds of the exceedingly tortuous igarapés. The prevailing rock appears to be similar to that exposed in the ridge extending northward from Ereré, but I found also a few wretched exposures of a firmly laminated, dead-black shale without fossils. I know nothing of the relation borne by these beds to the undoubted Devonian beds of the plains. Trap dykes are very numerous, and some are very heavy. The whole region seems to have been much disturbed. At Matarupí and elsewhere in the vicinity there are superficial deposits of impure haematitic iron ore. Campos, apparently composed of Devonian rock, extend from the ridge running north from the serra of Ereré to the serra of Aroxí.

Almost directly north of Monte-Alegre is an isolated, precipitous hill several hundred feet in height, which, in company with Messrs. Smith and Staunton and my guide Sr. Liberato, I tried to reach from the campo on the southern side. All I was able to do was to climb a sort of high platform, in front of the hill, which was so covered with spiny plants, *yurupari pindá* and underbrush, that I was obliged to turn back. I should have persisted, but that I had several hours' march before me over the stony plain to Ereré that evening. I could only determine that the platform above spoken of was composed of diorite like that of the ridge just west of Ereré.

The little hamlet of Ereré is situated on the Devonian plain, a little more than a mile to the north of the eastern extremity of the

serra of Ereré, and consists of some twenty to thirty miserable thatched houses and a neat little chapel. The inhabitants are civilized Indians, of more or less mixed blood, but it is not known from what tribe or tribes they are descended. The old people still speak the Tupí language, but it is becoming so rapidly superseded by the Portuguese that it is only rarely used for conversational purposes. The people are quiet, orderly, and clean, and I came to have a real respect for them. Sr. Liberato, my host, is a fine, intelligent, trustworthy fellow, to whom I am under deep obligations for the faithful way in which he served me on both visits to Ereré, and I take pleasure in recommending him as a guide to future visitors. The men of Ereré are fishers, hunters, vaqueiros, and, like other Indians, work well when they must. Of the industry of the women I cannot speak in too high praise. On them falls all the labor of the field and household; from morning to night they are steadily at work, and I never think of Ereré without fancying that I still hear the measured rhythmic beat of the caraná wand, in beating cotton for spinning.

The sandy ridge or plateau east of Ereré shows but few superficial, and not very interesting exposures. Like the Monte-Alegre highlands, it appears to consist of soft Tertiary beds, horizontally stratified, which have been much denuded down and superficially worked over, the clayey particles having been washed out, leaving the sand lying loose on the surface. On the northern side of the ridge, at some distance east of the serra, is a small, isolated hill composed of fine clayey sands, white, variegated with purple, together with white sands, sufficiently compacted to form a low bluff, that runs round the eastern side of the hill. The ridge behind is composed of the same materials, as is seen in several deep rain-courses. On the hill just described, and in its immediate vicinity, I picked up several loose fragments of a very curious rock which I was unable to find in place. It consists of iron-oxide and is filled with little, empty cell-like cavities separated by very thin walls, and consequently spongy and very light. Each cavity corresponds to a sand-grain which has been dissolved out, leaving only the iron oxide that cemented the whole together. The grains were probably calcareous, but I have no clue to the origin of these very interesting fragments.

The serra of Tauajurí,* though in plain sight from Ereré and from the vicinity of Monte-Alegre, is quite unknown to the white inhabitants of these places, and I found none except Indians who had visited it. Failing to reach the mountain in 1870, I made an excursion thither the following year, in company with Messrs. Derby and J. B. Steere. We left Monte-Alegre on foot at day-break, accompanied by four Indians, striking off northward over the highlands, following the road to Saudoso, a little agricultural settlement, situated on the low grounds east of the ridge.

The Monte-Alegre plateau is noted for its flat, rounded outlines, its long, gentle slopes, rarely gullied by rains, its superficial coating of coarse sand, and its peculiar campos vegetation, in all which features it agrees with the similar elevated, sandy campos of the vicinity of Ereré and Paitúna, and also with those of Santarem, which last I shall not attempt to describe here. The covering of loose, coarse sand completely masks the geological structure of the plateau, except along its southern border and in a few localities where the underlying beds come to the surface in knolls. Here and there on the road, across the plateau, from Ereré to Monte-Alegre, one meets with slight knolls composed of small, ferruginous concretions, cemented together and resembling a conglomerate. The surface sands are so coarse and loose that it is very fatiguing to walk over them. The vegetation they support to-day is that of the high, sandy campos districts everywhere in northern Brazil, modified by campos fires. The sandy campos of the Ereré-Monte-Alegre district closely resemble those of Piauí, Pernambuco and Bahia. Trees are sparsely sown, and, having been singed by fire, are small, rough-barked, stout and gnarly-branched, and thick-leaved. A large proportion of the trees are cajús, with whose grateful acid fruit the traveler may refresh himself. Grass grows only in widely separated tufts, and the surface is yearly burned over. The effect of these campos fires is most disastrous, and if kept up they must inevitably convert the ridge into a desert.

*I am not sure that this is the correct form of the name of the serra. The pronunciation varies from *Tajurí* to *Tayurí*, *Tauayurí*, *Tauajurí*, and I have even heard *Tauacurí*. Penna uses *Tauajury*, and this appears more nearly right, but it would still be a Portuguese form. In all this uncertainty it seems scarcely worth while to inquire into the origin of the name. The first point to be settled is, whether the first part of the word, in *lingoa geral*, is *itá*, stone, or *tauá*, a kind of clay.

The Monte-Alegre campos are quite unfit for agricultural purposes, but according to Sr. Valente, who accompanied us for a part of the way to Tauajurí, beans and even corn may be grown during the wet months; but mandioca cannot be raised on these lands, because it requires at least six months to mature, and, during the rains, the roots are apt to be washed out of the soil. The climate of the Ereré-Monte-Alegre district, during the dry season, is very pleasant. Day after day, and week after week passes without a storm. The days are hot, the thermometer in the shade ranging about 90° in the middle of the day; but the air is so dry and there is so constantly a stiff sea breeze blowing, that the temperature in-doors is very agreeable. On the plains, I have found the heat oppressive while in exercise, though much more endurable than in the interior of New York in the summer months; but the moment one stands still, even on the open plains, he is apt to be chilled by the breeze. The nights are very cool, and one is obliged to sleep wrapped in a blanket and with closed doors. Late in the dry season and in the rainy months, the mosquitoes are a veritable plague. Of the wet season on the Amazonas I can say nothing from my own personal acquaintance.

As the plateau approaches Tauajurí it becomes more broken, and better wooded, but it soon gives way to hills, probably of a different geological structure. The lowlands east of the ridge are well wooded, but, except in marshy places, the forest is not luxuriant, and the same seems to be the case with the higher plains of the vicinity.

We reached Jacaré at the foot of the serra at 3 o'clock P. M., having rested for dinner at Saudoso for perhaps a couple of hours, so that the distance from Monte-Alegre to the base of the mountain must be about 18 miles. At Jacaré we found a ruined house, and as we had outwalked our guides and were obliged to wait until late in the afternoon for them to come up, we here spent the night, as well as the carapanás and the white ants, that swarmed from the rotten timbers of the house, would permit.

On the banks of a little, clear-water igarapé that runs through the forest, bordered by beautiful palms, we found sandstones, and I discovered a bed of dark-bluish limestone, that looked as though it ought to contain fossils, but afforded us nothing recognizable. Its strike was N. S., and the dip 30° to the eastward.

Early the next morning we climbed the serra by a very rough, steep ascent through the woods over loose rocks, and worked our way with much difficulty nearly to the western end of the mountain. The serra is a sharp-crested monoclinical ridge, trending approximately E. S. E., W. N. W., and much longer than Ereré. The southern side is exceedingly steep, almost precipitous, and wooded nearly to the top, along which runs a line of low bluffs. The northern side slopes off at an angle of 10° – 15° in a series of beautiful campos interspersed here and there with trees. This side of the serra is scored deeply with deep parallel gorges that extend in many cases up to and through the crest of the serra, which consequently presents a notched appearance when seen from the south.


The uppermost stratum observed near the crest of the serra was a light bluish, nearly white, tough, not well laminated clay-rock, with a large percentage of very fine sand in its composition. Beneath this are beds of fine, clayey sandstone, white, mottled with purplish, and with fucoid (?) casts, alternating with which beds are shaley bands and layers of sandstone, the whole not well exposed. Then follow about 4 inches of red shaley iron-stone, overlying a bed of rather coarse sandstone about 10–15 feet in thickness, which forms a bluff running along the upper part of the southern side of the serra, while underneath are light purplish brown, fine-grained sandstones poorly exposed. The dip of the Tauajuri beds in the serra is about 10° – 15° towards the N. N. E. or N. E.

I found the elevation of the serra at its highest point to be 850 feet above the level of the sea.* Tauajuri appears to differ entirely from Ereré in its geological structure. It is, indeed, true that I examined only the upper beds of the series, but if the Ereré sandstone were represented lower down, it is hardly possible that it should not have shown itself in bluffs on the mountain side.†

* I made but a single observation, and as the mountain looks much higher than Ereré, I suspect that the observation may be unreliable.

† Tauajuri is resorted to by the Indians of Monte-Alegre for the purpose of gathering the bark of the cumaté or cumati tree (*Apocynæ vel Asclepideæ follicularis?* v. Mart. Glossarios, p. 393, sub voce *cumati*), the sap extracted from which is used to varnish the drinking gourds, for the manufacture of which Monte-Alegre has been so long famed. The name of the tree appears to be derived from *kamú'g*, milk, sap, and *eté*, true. *Cumaté* probably more nearly preserves the original form than *cumati*, but I suspect it is still a corrupt form. The sap is obtained from the bark, I believe, by pounding and squeezing. The cuias are prepared as follows: The

From the summit there is a magnificent view over an immense area of country, the whole Monte-Alegre-Ereré highlands and the great Devonian plain being distinctly seen. I have reproduced from my note-book a little sketch of the Ereré hills taken from the top of Tauajuri, because it shows a line of hills extending westward beyond Aracuri, apparently forming parts of the same outcrop.



The Devonian plain and serras of Ereré from the Serra of Tauajuri.

To the northward of the zone of highlands bordering the Ereré plain on the north and west, the country is low, somewhat irregular, though with but few hills, and uniformly covered with forest. Along the horizon, on the north-west, high, table-topped hills stretch along for many miles like a cordilheira. To the east of Tauajuri the country is low, but still considerably higher than the Amazonian bottom. Just east of the Monte-Alegre highlands these higher grounds do not come down to the river, but their margin, once an old shore-line, describes a strong curve forming a sort of bay which has been silted up and converted into alluvial grassy campos, while, skirting the old shore, is a long, narrow, crescent-shaped lake, once a side-channel of the river. This alluvial bay and lake put one in mind of the campos and paraná-meríns of Taperinha, of which I hope to speak in another paper.

From what I have seen of the Amazonian valley in the province of Pará, I am of the opinion that the greater part of the country

gourd, or fruit of the *Crescentia Cuyeté* (kuiá-eté=*cuia par excellence*) is cut in two and the inside pulp removed. When the rind is dry it is carefully scraped, both inside and out, and polished with the sandpaper-like leaves of the caimbé tree (*Curatella*). A little charcoal of the wood of the pão de Boia or Mutufí is then scraped into the cuia, and, having been mixed with a few drops of the cumatê, is rubbed over the surface of the vessel. Over this the cumatê is applied three or more times, and on being allowed to dry, forms a sort of purplish varnish. The cuias are then inverted over sand on which stale urine has been sprinkled, but some persons fill them with the urine and allow them to stand. The cumatê varnish, probably affected by ammonia fumes, soon turns jet black and forms a hard, brilliant, durable lacquer, not affected by hot water or rum. The cuias of Monte-Alegre are often painted in color, with very tasty and often elaborate designs, by the Indian women.

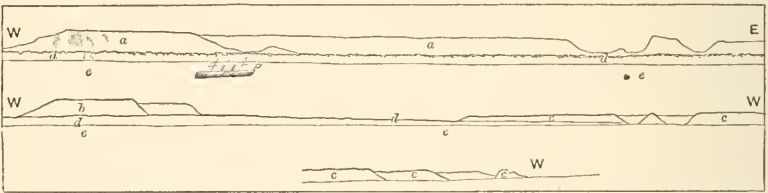
is covered with forest, and that open campos are the exception. These last are confined either to the very low lands inundated during the wet season, but left dry several months in the year without rain, or to the high, level, never inundated sandy grounds and the hard-baked, clayey or stony plains of Ereré. The alluvial, bottom of the Amazonas in the vicinity of Monte-Alegre and elsewhere, is, over very large areas, destitute of trees. My friend Dr. Woiekof, the Russian savant, is of the opinion that the treelessness of prairies is often due to the rank growth of grasses. I am inclined to think that this is in great part the cause of the want of trees on the Amazonas river-bottom; but there is still another reason, and that is the dryness of the climate, and the baking of the alluvial clayey soil in the dry months. The forest gains a foothold only on the borders of the streams and in wet places, where it holds its own by its proximity to the water.

The only really tropically luxuriant, true jungle is found on perennially wet grounds. This is always full of palms, *Phenacospermums*, *Heliconias*, *Arums*, large-leaved plants, and is tangled with vines and creepers. The vegetation of the higher and drier grounds is not very luxuriant, especially if the land be stony, sandy, or clayey. Such is the character of the forests of the higher lands everywhere in the vicinity of Monte-Alegre and Ereré. The trees are, for the most part small, and the undergrowth is largely composed of *curuá* palms.

Even where the land is high, if the soil is only damp and rich, the forests may be exceedingly luxuriant and composed of trees of giant size, as for instance on the black lands on the top of the bluffs near Santarem, and on the high lands of the Tapajos, Tocantins and Xingú.

The generally received opinion that the whole valley of the Amazonas is covered with one dense, rank, steaming forest, impenetrable and indomitable by man, is as erroneous as the school geography stories of enormous snakes and wild beasts, which last, somehow or other, were always hibernating when I was in the country. The forests of the Monte-Alegre-Ereré district and of Santarem as well, are far from luxuriant, bespeaking, during the dry season, a very dry climate and a fault of moisture.

The table-topped hills of the Amazonas, so frequently described by travelers consist of several isolated mountains or plateaus of circumdenudation composed of horizontal strata, which lie on the northern side of the river between Prainha and Almeirim, and known collectively as the serras of Parú. They are characterized by their broad level tops and their very abrupt, sometimes precipitous sides. The western-most of these serras is that of Parauá-quará, eastward of which is that of Velha Pobre, while still farther east are the serras of Almeirim. The general appearance of these mountains is represented in the accompanying sketch made from the river.



Every traveler has felt it his duty to describe the table-topped hills, and they have been represented, over and over again, by fancy sketches that look no more like the serras of Parú* than they do like any other flat-topped hills, but, strange to say, until 1871, no explorer except v. Martius has ever visited them. He landed at Almeirim on his journey down the Amazonas and climbed the serra in the immediate vicinity, which he estimated as scarcely 800 feet in height. He, however says very little concerning its geological structure, but his account of his visit is so important that I give a part of it below.†

* I cannot refrain from protesting against the admirably drawn but abominably inaccurate sketches that illustrate the magnificent volumes of Marcoy. The sketches of Santarem and Pará might just as well have been labeled Pernambuco and Bahia. As for the portraits that adorn the volume they are, so far as I can judge, as inaccurate as they well can be.

† "Der Berg von *Almeirim* liegt etwa eine Stunde nördlich vom Ufer des Stroms entfernt, und sein Gipfel mag kaum acht hundert Fuss über diesen erhöht seyn. Wir hatten bald einen dichten nicht hohen Wald durchschnitten, und tratten nun in eine lichte Grasflur heraus, welche in ihrer Physiognomie die grösste Aehnlichkeit mit den campos agrestes von Piahy darstellte. Grosse, grau-grüne, haarige Grasbüchel, mit mancherlei blüthenreichen Kräutern wechselnd, stehen ziemlich weit aus aufgelösten braunen Sandeisenstein. In den Niederungen der Flur sind hier Brüche von geringer Ausdehnung, ebenfalls mit Gras bedeckt, dort inselartige gruppen von Gebüsch und eine eigenthümliche Palme (*Jugons cocoides*, Mart. Palm, t. 89-90). * * * * Der Berg selbst, welcher diese anmuthige Landschaft schliesst, indem er parallel mit dem Strome von O. nach W. läuft, ist an seinem untern Abhange mit gleicher wiesen vegeta-

In 1870 my time was so completely exhausted at Ereré, that I was obliged to return home without visiting the table-topped hills, and one great object of my journey to the Amazonas in 1871, was the examination of one of the true table-topped hills. I selected Parauáquára, not only because it appeared to be the highest of these mountains, but also because, being precipitous, it would be the more likely to afford good sections.

I left Praínha very early on the morning of the 14th of November, in a montaria, and dropped down with the current nearly to the mouth of the Rio Yanarí* (Javari). During the night and to 7½ o'clock the terral blew gently down stream, and it was deliciously cool; after that time the wind gradually lulled, the sea breeze beginning to blow at about 9½ o'clock. This continues to blow all day regularly during the dry season.

The Yanarí has a sort of miniature delta. Just before entering the Amazonas the river bends eastward, separated from the river by a grass-covered strip of alluvium, across which two channels are cut. It was low tide when we arrived at the mouth of the river, and we were obliged to wait for sometime before we could enter. The Yanarí resembles the igarapé de Ereré in having a very deep, narrow channel, about 200 feet wide, with steep banks lined with trees which are, however, larger than those of Ereré, while the banks are cleaner. The vegetation is largely made up of the following trees: *Mututi*, *Acapá-rána* † (*Wulsschlägelia*?), *Arapari*, ‡ *Caxingúba* § (*Pharmacosycea*?), *Piranháuba*, ¶ *Taixi* ¶¶ and *Uapuí*.¹

During the dry season the water of the river and its branches is quite stagnant, excessively dirty, warm and fever breeding, its

tion, oben aber mit einem lichten Walde grosser Bäume, besonders vieler castanheiros, bewachsen, auf dem steilen Wege findet man nirgends ein anderes als das angegebene sandeisensteingebilde. Kleine Quellen kommen aus den Flanken des Berges auf die Wiesen herab, und die Waldung der Höhe hegt behagliche kühle."—*Spies u. Mart. Reise in Brasilien, IIIer Theil, S. 1336.*

* *Yuarí* is the name of the palm *Astrocaryum javary*. The Portuguese form is Javari.

† Called also manupé, or the yuari. v. Martius gives the following etymology: "*Caa-cua*: *acapoc*: arbor fructu desiliente; *rana*: spurium," which strikes me as very fanciful.

‡ This may be a corruption of *y^ám^ár^á-ap^ára-y^áua*, meaning bow-tree.

§ *Káá xingy'ua*, Lingoa geral.

¶ *Pirána-y'ua*, Lingoa geral, tree of the cannibal fish.

¶¶ *Taixi-y'ua*, tree of the ant *taixi*, so called because its hollow leaf-stalks are inhabited by a very venomous ant. *Taixi* appears to be derived from *tas^yua*, an ant, and *i*, little.

¹ *Y^áua-puⁱ*, slender tree.

only motion appearing to be that induced by the tides. Alligators swarm in it like tadpoles in a ditch, and I was not a little surprised to find them extraordinarily active, swimming rapidly about and coming up promptly to snap at an object thrown into the water. The banks of the river are alluvial, and go deeply under water during the rainy season.

After ascending the Yanarí for some distance we turned off north-eastward into a smaller stream called the Marapí, on the left bank of which, not far from the mouth, is the cattle fazenda of Leocadio José Rodrigues, at which I was most hospitably entertained. This fazenda is built on a little knoll, surrounded on all sides by alluvial plains, which are partly open and covered with grass, the rest being forested.

The serra of Parauaquára is distant, as nearly as I can judge, about twenty miles to the eastward of the fazenda, and in plain sight, but I could find no one who had visited it, and it was even an object of superstitious fear, like the serra of Velha Pobre, which is to-day held to be haunted by a female spirit, to appease which boatmen hang offerings of rags and clothing upon the trees on the banks of the Amazonas at certain localities. I had some difficulty in obtaining guides for the journey, but Sr. Leocadio kindly furnished me with a negro and a mulatto, and my party was completed by three young Indians I had brought with me from Praïnhá. We set out on foot with provisions and water for three days, for we were warned beforehand that we should find no streams on the route.


For two or three miles eastward from the fazenda our way was through wooded and marshy campos, until we reached a broad, level, open plain, used as a grazing-ground for cattle, in crossing which we were completely covered with myriads of minute carapáto ticks (*Ixodes*), from which we with difficulty rid ourselves, an episode that brought up vivid reminiscences and no *saudades* of the campos-land of Minos Geraes. The open plains, just described, are represented in Plate VII. by the irregular lake-like patch, near the Amazonas. From the grazing-grounds to Parauaquára, the country, though not high, is very rough, the topography appearing to have resulted from the denudation of soft beds, interstratified with which, are thin strata of hard, brown, ferruginous sandstone, blocks of which encumber the ground. A heavy fruit-growth, with jungles of the magnificent banana-like *parúa-sor-*

oróca (*Phaenacospermum*) fills the wet valleys, but the higher grounds are a mixture, or more properly an alternation of campo and wood, the campos being thickly covered with high grass and scattered trees, while the woods are thick and dry. One tree in these woods especially attracted my attention. Only a few inches in diameter it grew like a giant witle, straight up above all the other trees, destitute of branches except at the top, where were only a few short ramifications. The Indians call it *kuatá kysáua*, or the hammock of the *kuatá* monkey.

The journey was exceedingly fatiguing, and in the woods we were obliged to use our knives incessantly, but what made our progress most painful, were the high grass and bushes filled with *cariá*, a long-leaved sword-grass that cuts like a razor. My heavy duck trowsers were soon cut out at the knees, and my hands and face were cut and bleeding, while the bare feet of my attendants suffered severely. Approaching the serra the topography became more and more irregular, and, just before reaching the mountain, we descended into a deep valley, through which flows a stream of delicious water, passing which we rose to a sort of isolated shelf at the base of the serra, where we passed the night. Next day we ascended by a sharp spur at the south-west corner to the summit.

Parauaquára* is an extensive, isolated plateau of circumdenudation, and apparently forms a long, narrow, irregular strip, running east-west; at least so it appeared to me from the river. The summit is so densely covered with little trees that I could not traverse it, and I consequently have seen only the western and southern sides of the serra.

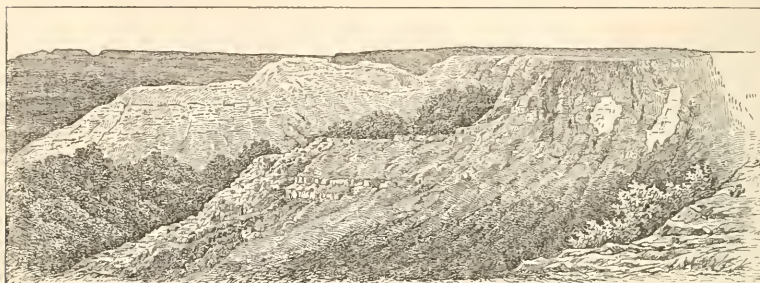
The following sketch, taken from a point a few miles west of the mountain, will show its topographical features as seen in elevation.



The following cut is from a sketch taken from the top of the serra looking off northward along the western side, showing the

* *Paruá*, parrot, and *quára*, hole.

level-topped summit, and the steep sides and spurs, along which run the edges of the horizontal strata like courses of masonry.



On the southern side of the serra, at the south-west corner, is an immense, concave, precipitous gulf like one-half of a volcanic crater, and on its sides a great thickness of rocks is exposed. The view on Plate VII. is from a sketch taken from the summit of the serra, just above the precipice, and looking westward across the gulf and the spur by which we ascended, out over the Amazonian valley. The sloping mass of Tauajuri is distinctly visible on the western horizon, while just to the south are the Monte-Alegre highlands between which and Parauaquára stretch immense plains, more or less completely covered with forest, with the exception of the campos near the Yanarí, which on the sketch look like a large lake. Far off to the north-ward these same wooded plains are continued to the long line of table-topped hills. They are rarely broken by a hill and there is but one little lake in sight. On the maps a large lake called Urnbú-quára,* is represented lying between Tauajurí and Paránaquará, but of this nothing is to be seen from the serra, the only lakes visible from this mountain or from Tanajurí being the little lagoon just spoken of, and which I have represented in my sketch, and the long, narrow, crescent-shaped lake lying between Monte-Alegre and Prámha.

The Amazonas bordered with forest, dotted here and there with islands, and enlivened by a white sail or a steamer, runs like a broad belt across the landscape, its reddish waters contrasting strongly with the green of the woodlands. We may trace it from the western horizon near Monte-Alegre, to far beyond Almeyrim. Parauaquára lies some ten miles, more or less, back from the river.

* *Urbú*, vulture, and *kuára*, hole.

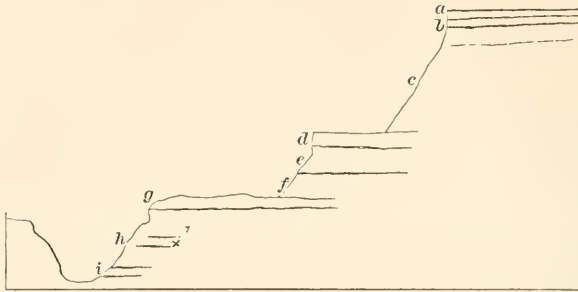
On the opposite side of the Amazonas, and to the south-west, immense alluvial plains with many large lakes stretch away to the dim, ill-defined horizon, but I could not make out the Xingú, which probably lies out of sight below the horizon.

The area of country one may survey from the top of Parauáquára is immense, and every topographical feature is seen as on a map. I could not but contrast the bird's-eye view from the serra, and the clear and comprehensive idea it gave me of this part of the Amazonian valley, with the meagre idea of the Amazonas one obtains by traveling by steam along the river, when all he sees is the broad turbid flood, bordered on each side by a strip of forest, with perhaps a few distant hills seen over the tree-tops; a few islands and a clear water horizon both in the east and west.

One traveling in this way sees actually nothing of the structural features of the valley, and he puts one in mind of an ant who makes an excursion up a Corinthian column following industriously along the bottom of a fluting.

The Amazonas has been "explored" quite sufficiently in this style, and the sooner travelers settle down to the conviction that the Amazonas, like the Mississippi or any other great river, is too big for one man to explore alone, even in a life-time, the better it will be for science. Mr. Chandless has set a good example to Amazonian travelers in his careful surveys of the Parú and of the Canumá, Abacaxí and Maué-Assú.

The following is a section made from the top of Parauáquára to its base. The exposures on the mountain side, are so poor and disconnected, and the sword-grass made the descent so painful that observations were made with difficulty, and I could not determine the thickness of the beds. The beds are given in the descending order.



a. The surface is covered with a few feet of a very fine, light brick-red earth consisting of a mixture of clay and very fine sand.

b. Red sandy clay packed full of nodules of iron-stone, which are elongate and stalactitic in form, and imbedded upright, so that the bed appears as if it were full of long, irregular roots. Thickness 8-10 feet.

c. Very heavy beds of Tauatinga clay of a grayish white color magnificently exposed in the cliffs on the south-eastern side of the serra, where they look white like chalk. These rocks are well bedded as seen in the sketch of the cliffs, but they are not laminated.

d. A thick bed of white clay, partly very pure Tauatinga, partly sand and often presenting a structure similar to that of a brick in which two kinds of clay have been imperfectly mixed together. The material of which this bed is composed bakes very hard in the sun, and, resisting denudation better than the overlying beds, it occasionally forms a projecting platform with bluff edges.

e. Soft, fine-grained sand-stone, white or cream-colored, and with a cement of clay.

f. Sandy clay, not laminated, variegated in color and irregularly solidified by iron oxide.

Leaving the serra and going eastward a short distance to a deep valley, the section appears to be continued as follows:

g. A heavy bed of a hard, fine and even-grained, white, argillaceous sandstone, beautifully variegated with bands and mottlings of delicate shades of red, purple, brown and yellow. This rock resembles very closely that of the little ridge just east of the igarapé of Eréré and may be of the same age; but, unfortunately, in the valley

of the Amazonas lithological characters are not much to be trusted in the identification of formations.

h. Series of beds not well exposed; at *x* are thin bands of coarse, red sandstone and iron-stone.

i. The lowest rocks seen were a thick bed of fine, very dark gray clay.

Not a single fossil was found in the Parauáquára beds, so that their geological age is undetermined. My own decided opinion that they are newer than the Cretaceous and probably of Tertiary must be taken for what it is worth, until the question is settled by palaeontological evidence.

The following paper by Mr. Rathbun on the Brachiopoda of the Devonian of Ereré is the result of a long and careful study of the collections under my direction. At my request Mr. Rathbun took a suite of the fossils to Cambridge, Mass., and compared them with the collection in the Museum of Comparative Zoölogy. Prof. Agassiz received him with the greatest kindness, and gave him every facility for the examination of specimens. I have also to express my thanks to Mr. T. Cary, business manager of the Museum, and to my old friend Prof. O. H. St. John, for aid rendered to Mr. Rathbun.

Prof. Hall has since kindly examined the collection, and I am much indebted to him for allowing Mr. Rathbun to compare the Brazilian fossils with New York types in his collection. My thanks are also due to Mr. Whitfield for his courtesy in aiding in these comparisons.

I have published a very condensed sketch of the geology of the Ereré-Parauáquára district in the Transactions of the American Geographical Society, and the sketch-map at the head of this paper first appeared in that volume, but is now republished with several important changes.

XXIII. On the Devonian Brachiopoda of Erere', Province of Para', Brazil

BY RICHARD RATHBUN,

Of the Geological Laboratory, Cornell University.

[Read before this Society January 2d, 1874.]

Terebratula Derbyana, *Hartt*, sp. nov., Plate X, figs. 15, 17, 18, 19, 20, 21, 22, 24 and 25.

Test small, generally subovate in outline, but sometimes subangular posteriorly, lenticular, with nearly equally convex and somewhat flattened valves. Breadth usually about three-fourths, though sometimes nearly equal to, the length, and greatest at or anterior to the middle. Surface smooth.

Ventral valve depressed-convex, with the greatest convexity posterior to the middle. The beak appears to be more or less pointed, slightly extended beyond the dorsal valve and incurved, with quite a broad deltidium beneath; but the external moulds, owing to the friable character of the sandstone in which they were taken, are all more or less defective in the umbonal region. The posterior lateral margins, diverging from the beak at an angle a little greater or less than a right angle, and slightly rounded or nearly straight, extend forward nearly half the length of the valve, when they bend gradually to unite with the lateral margins, which, together with the front, form a single regular curve.

Dorsal valve generally slightly elongate, but sometimes nearly circular in outline, depressed-convex like the opposite valve, the convexity strongest posteriorly, the curve from the beak to the front being very gentle.

The surface of both valves is smooth, though sometimes it is traversed by several more or less prominent concentric lines of growth.

There is neither fold nor sinus, and altogether the test presents a very plain appearance.

Length, 10 m. m., breadth, 7.5 m. m., thickness, 3 m. m.

This species occurs quite abundantly in the Devonian sandstone of Erere', associated with *Streptorhynchus Agassizii*, *Vitulina pustulosa*, etc. Many specimens of different ages are often found crowded together in a small space in the friable portions of the sandstone, and preserved in the form of external and internal moulds.

In the absence of the muscular markings and loop, it has been impossible to determine with accuracy whether this species is a true *Terebratula* or not, since, so far as external form is concerned, it might belong either to *Centronella* Billings, or to *Cryptonella* Hall. Until more perfect material shall have been collected, I have thought it best to refer the species provisionally to *Terebratula*, the most largely represented by species of the above genera. (Morgan Expeditions 1870 and '71.)

Named by Prof. Hartt in honor of his assistant, Mr. O. A. Derby, instructor in Geology and Palaeontology in Cornell University, and his companion on two expeditions to the Amazonas.

Spirifera Pedroana, *Hartt*, sp. nov., Plate VIII, figs. 1-9, 13, 14 and 16-20.

Test of moderate size, inequivalve, very transverse, thin. Breadth varying from twice, to three and a half times the length, being greatest along the hinge line. Outline sub-semi-elliptical or broadly sub-triangular, the lateral margins on each side forming a single, more or less strong, regular curve, though they are sometimes nearly straight. Cardinal extremities more or less produced and angular, varying from quite acute to nearly rectangular, often slightly rounded. Test plicate.

Ventral valve much more convex than the dorsal, subpyramidal when young, more or less ventricose when old. Greatest elevation at or just in front of the beak, which is small, elevated, generally slightly incurved, but sometimes hardly produced beyond the hinge area. Hinge area moderately broad, triangular, nearly flat or slightly concave, perpendicular to antero-posterior diameter or slightly inclined forwards or backwards, in which last case it is generally slightly concave, the curvature varying somewhat but always more marked under the beak. Cardinal margins angular, nearly straight or curving very slightly inwards. Fissure triangular with the width at base about equal to the height. Mesial sinus of moderate depth and width, broader than deep and increasing gradually in size towards the front, where it is slightly produced beyond the margin of the valve. It is regularly rounded in the bottom, though sometimes slightly flattened towards the front; its surface is smooth and the margins are well defined. From the beak to the front, along the mesial line, the surface of the valve curves moderately and regularly, but never very strongly; sometimes it is nearly straight. The slope from the margins of the sinus to the cardinal extremities is very slightly convex but often nearly straight.

Dorsal valve moderately convex but sometimes much depressed, the elevation being greatest near the middle. Beak minute. Mesial fold prominent and abrupt, moderately wide, its breadth increasing regularly from the beak to the

front; sides very steeply inclined, top rounded and flattened, with usually a very shallow, longitudinal furrow, exceedingly narrow at the beak, but broadening and disappearing on approaching the front. The summit of the fold, from the beak to the front, describes a moderately strong curve, which tends to become more or less straight towards the front. The elevation of the fold in front is quite variable.

The test has, on each side of the fold and sinus, 10 to 16 simple, rounded, prominent plications, the reverse plications being of the same form but narrower. On the ventral valve, the plications bordering the sinus are sometimes slightly larger than the others, and are well defined up to the beak. Towards the sides they gradually decrease both in width and prominence, sometimes dying out entirely on the cardinal angles, which are thus frequently left smooth, as is also a narrow space extending just in front of the cardinal margins, to within a varying distance of the beak. At the sides of the fold in the dorsal valve, the plications arch rapidly from the beak, curving strongly to the front, but less and less so as the cardinal angles are approached, where the valve is more or less flattened, the plications diminishing in prominence towards the sides as in the ventral valve, but seldom leaving the cardinal angles smooth. Sometimes the valves are marked, usually towards the front, by one, two or three, seldom four, prominent lines of growth, and some impressions of the fold and sinus show indications of many fainter ones.

The dental plates of the ventral valve are thin, divergent, generally very short, though in the older specimens they sometimes extend forward nearly one-third the length of the valve, each including two or three plications between itself and the sinus.

The specimens vary much in dimensions, one large one measures, length, 15 m. m., breadth, 36 m. m., depth, 12 m. m.; another, 15, 45 and 12 m. m.

The test must have been a thin one, for the exterior markings are very plainly impressed upon the inner mould.

This species belongs to the group of *Spiriferæ*, with broad hinge area and more or less extended sides, which is so common in the Devonian; but the collections at command for comparison have been so meagre that its relations to other species have been but imperfectly determined. It resembles closely *S. varicosa* of the Corniferous limestone, from which, however, it differs in the greater number of plications, which are not angular, and also in the narrower hinge area. Many of the smaller and more mucronate varieties approach *S. angusta* of the Hamilton group in shape, but in the latter species the plications are smaller and more numerous. From the European Devonian *S. sub-cuspidata*, Schuur, it differs, among other features, in the much narrower hinge area.

Prof. Hall, who examined a small number of specimens of this species of *Spirifera* after the above description was written, thinks that in its different varieties it is very closely related to several American Devonian *Spiriferae*: *S. varicosa*, Corniferous limestone; *S. medialis*, Hamilton group, which varies much in form; *S. angusta*, Hamilton group, perhaps only a variety or young form of *S. medialis*; and *S. macra* of the Corn. l. s., which last species, however, has generally a narrower and more curved hinge area. *S. Pedroana* therefore appears almost like a connecting link, uniting the above named species in a single series.

This *Spirifera* is one of the most common and beautiful fossils in the Devonian sandstones at Eréré, probably coming next to *Streptorhynchus Agassizii* in abundance. So far as is at present known, it is almost entirely, if not quite confined to the sandstone. But a single very small ventral valve of a *Spirifera* has been found in the underlying shale, which agrees with the species just described in general outline; it is, however, a little narrower, and appears to have a small median septum which would ally it with *Spiriferina*; but this last character is obscure in the specimen, and cannot be relied on. (Morgan Expeditions 1870 and '71.)

[I have taken the liberty to dedicate this beautiful and interesting species to His Majesty, the Emperor of Brazil, an accomplished geological observer, and one whose distinguished patronage and sympathy many a scientific traveler in Brazil will remember with the deepest gratitude.—C. F. H.]

Spirifera Elizae, *Hartt*, sp. nov., Plate VIII, figs. 15 and 21; and Plate IX, fig. 22.

Of this species only the ventral valve is known. This is of medium size, transverse, the breadth being about twice the length; nearly semicircular in outline, the sides and front forming a very regular curve, indented only slightly in front by the depression of the sinus; depressed sub-pyramidal in form, most elevated in the umbonal region. Beak obtusely angular, elevated, not produced beyond the hinge area in the internal moulds. Hinge area triangular, slightly concave and inclining a little backwards; cardinal margins angular; fissure triangular. From the margins of the sinus the valve slopes on each side with scarcely any curvature to the cardinal extremities, but from the beak to the front it curves slightly, the sides of the valve presenting there

fore a flattened appearance. Mesial sinns extending to the beak, moderately deep and wide, regularly rounded in the bottom, and, at the front, less than one-fourth as deep as wide.

Surface of test with twelve or more low, very indistinct, rounded, radiating plications on each side. These are rather more pronounced near the sinus, but gradually disappear towards the sides.

The impressions of the dental plates, in the interior mould, start quite near together at the beak, and extend, parallel with and exterior to, the diverging margins of the sinus, nearly or quite to the front of the valve, the space between the dental plates and the margins of the sinus including one or two plications. In one specimen, Plate VIII, fig. 21, one plication is included in this way on one side, and two on the other.

The type specimen, a ventral valve, is 17 m. m. long, 34 m. m. broad and about 5 m. m. high.

This species is based on more or less perfect specimens of four ventral valves, of which three are internal moulds, and the fourth an impression of the exterior surface. Though these agree sufficiently well together to warrant the conclusion that they belong to the same species, there are, however, some points of difference between them.

The surface in all the above specimens is nearly smooth, and the dental plates are always long, reaching almost to the anterior margin of the valve. The specimen taken as the type is very regular, the margins of the sinus and the bases of the dental plates are straight; but in some of the other specimens the margins of the sinus are irregular, curving more or less, and the sinns is narrower, with the dental plates removed farther from its margins. These variations do not seem to be produced by distortion, but they might be due to irregular internal thickening. This question, together with that of the thickness of the test, cannot be determined from the present condition of the casts.

In shape this species somewhat resembles *S. Pedroana*, with which it is associated at Ereré; but it is easily distinguished from that species by the very long dental plates and the nearly smooth surface. On comparing it with those varieties of *S. disjuncta*, Sow., which have long dental plates, as represented by Prof. Hall; Pal. N. Y., Vol. IV, Pl. 42, Fig. 17, and Pl. 63, Fig. 14, there is seen to be a great resemblance, but all the specimens of *S. Elizae*, which show plications on the sides have a perfectly smooth sinus, and this is the case in the external as well as in the internal moulds.

Associated with *Sp. Pedroana*, in the Devonian sandstones of Eréré. (Morgan Expedition 1871.)

[Dedicated respectfully to Madame Elizabeth C. Agassiz.—C. F. II.]

Spirifera Valenteana, *Hartt*, sp. nov., Plate VIII, fig. 11.

Test above medium size, ventricose, thick, trilobed in outline and slightly transverse, with the greatest width along the hinge line.

Ventral valve very convex, most elevated between the beak and the middle. Cardinal angles depressed, with the cardinal margins concave. Beak probably large and curving over a rather constricted area. The margin of the valve is distinctly trilobed, caused by the extension forward of the broad mesial sinus beyond the general margin of the valve; leaving the cardinal extremity on one side at nearly a right angle, it curves regularly inward for more than one-half the whole length of the valve and one-fifth the width, when it gradually bends outward, forming a shallow reëntrant curve before reaching the forward projection of the sinus, around which it extends in an elliptical curve. The distance across, from the center of one reëntrant curve to the other, is about twice the length of the prolongation of the sinus beyond the general margin of the valve. Mesial sinus very broad and shallow, regularly rounded in the bottom, and with its margins undefined; width of sinus nearly one-half the width of the valve, the whole anterior lobe of the valve being occupied by it; in the east it is nearly as broad near the beak as at the front. The surface of the valve curves regularly and quite strongly from the beak to the front margin; from each side it curves rapidly upward for about one-fourth the width, and then descends gradually to form the sinus, which is very slightly and regularly concave.

The dental plates, as indicated by the moulds, were very high and thick behind, thinning out gradually as they advance. They are widely separated, the distance between them being nearly one-third the width of the valve, and they extend forward, parallel with each other, for two-thirds the length of the valve.

Between the dental plates in the mould are indistinct impressions of muscular markings, consisting of an ovate, slightly depressed space, rounded behind, where it is immediately enclosed by the dental plates, and gradually narrowing to a point anteriorly, not extending as far forward as the dental plates. This impression seems, however, too limited to include all the muscular markings of the ventral valve.

But one specimen of this singular species, a cast of the interior of the ventral valve, has been found, and though peculiar in shape, it appears to belong to the genus *Spirifera*. The test was very heavy, and, including the dental plates, was much thickened by

internal growth, while the whole interior of the beak was filled up. The surface of the mould is smooth, and does not enable us to decide whether the test was ornamented or plain.

The single specimen measures as follows: length about 25 m. m., breadth about 34 m. m., height about 7 m. m.

From the Devonian sandstone of Ereré, found with *S. Pedroana* and *S. Elizae*. (Morgan Expedition 1871.)

[I have named this species in honor of Capitão Valente, of Monte-Alegre, a gentleman to whom I am under the deepest obligations for hospitality, and for most important aid rendered me in my explorations of the Ereré-Monte-Alegre district.—C. F. H.]

Cyrtina? Curupira, *Rathbun*, sp. nov., Plate X, figs. 1 and 6.

Ventral valve unknown. Dorsal valve small, moderately or very convex, and most elevated just behind the middle, transverse, sub-semicircular in outline, with the breadth nearly or quite twice the length, and apparently greatest along the straight hinge line; but the cardinal extremities in all the specimens are defective, making it impossible to determine whether they are angular or slightly rounded. The sides curve moderately, and the anterior margin is nearly straight in front of the fold. From the front, along the median line, the valve rises more or less rapidly, with quite a strong curvature, for two-thirds or three-fourths its length, and then descends in an abrupt curve to the hinge line, there being no apparent beak. Median fold moderately elevated above the surface of the valve, broad, and composed of three plications, of which the two outer ones are very prominent and regularly rounded, the median one being broader but not so high, and slightly flattened along the top. The fold commences near the hinge line, where it is moderately broad, increasing gradually in width towards the front, but seldom gaining much in height. The sides of the valve slope off more or less abruptly towards the cardinal angles, which are broadly flattened. On each side there are generally three rounded plications, not so large as those on the fold, and sometimes much depressed; they are usually narrower than the reverse plications, and increase gradually in width towards the margins, diminishing, however, in size towards the cardinal angles, which last are smooth.

At first sight, the specimens on which the above species is founded, might be taken for dorsal valves of *Vitulina pustulosa*, with which species it is associated in the Devonian sandstone at Ereré; but, as the above description shows, it is very different. Without the ventral

valve it is impossible to determine the genus accurately; but the specimens resemble closely the dorsal valves of a *Cyrtina*, though the fold is different from that of any described species. In this latter feature the species resembles *Cyrtina? amblygona*, Phil. Subcarb. Eng. (Davidson, Pal. Soc.), and I have therefore referred it provisionally to the same genus. It seems very strange that while dorsal valves of *C.? Curupira* have been found, not a single ventral valve has yet been detected.

Prof. Hall, who examined the specimens, thought that they might prove to be something besides *Cyrtina*, but was in doubt as to their generic affinities. They have much the appearance of a *Spirifera*, but one specimen seems to be marked, though very indistinctly, with fine, radiating, raised lines, a character which is unknown in any *Spirifera*, plicated as this one is. (Morgan Expeditions 1870 and '71.)

It receives its name from Kurupira, Lingoa Geral, a forest spirit of Tupi mythology.

Retzia* Jamesiana, *Hartt*, sp. nov., Plate X, figs. 23 and 27-38.

Test small, longitudinally suboval in outline, more or less angular posteriorly, with the greatest width near the middle. Proportions of length to breadth variable; breadth usually nearly equal to, sometimes three-fourths the length. Ventricose, occasionally flattened and lenticular; ventral valve more convex than the dorsal. Beak of ventral valve extended beyond the dorsal valve. Valves plicated.

Ventral valve quite regularly convex, the greatest elevation being at or just behind the middle. The curvature from the front along the median line is usually very regular and moderately strong up to the beak, along which it is slightly more abrupt. From side to side the valve is very strongly convex, and, rising rapidly from the lateral margins, generally with slight curvature, it is regularly and well rounded on the median line. Beak projecting considerably beyond the dorsal valve, and rather strongly arcuate. The posterior lateral margins of valve diverge at an angle, varying from a little more to a little less than a right angle; they may be slightly convex or nearly straight, but are generally somewhat concave for a short distance, when they bend round and join the lateral margins, which, together with the front, form a regular curve equal to a little more than a semicircle. Surface marked by 14-20 low, rounded,

* Mr. R. P. Whitfield writes me that "the genus *Rhynchospira* will have to be dropped entirely, as *Retzia Adrieni*, Vern., appears to be generically the same as *R. formosa*, Hall's type of *Rhynchospira*."

simple, radiating plications, separated by slightly narrower, rounded depressions. The plications, which are very distinct at the front, extend backwards from one to two-thirds the length of the valve, when they disappear, leaving the entire unbonal region smooth. The depression, occupying the median line, is about twice as wide as the others, but only slightly deeper, and extends nearer to the beak. It is flattened along the bottom, and very rarely includes a slight fold in the middle. The plications on the sides of the valve do not vary much in size, those bordering the central depression being only slightly larger than the others. Thin dental plates, starting on each side of the beak, and diverging but slightly, extend forward along the valve for about one-fifth its length.

Dorsal valve sub-circular in outline, sometimes a little angular behind, more or less depressed-convex, sometimes very much depressed, with the greatest elevation behind the middle. Beak sharp, its margins forming nearly a right angle, depressed, and appearing not to project beyond the hinge line. The plications of this valve correspond in number and character to those of the opposite valve, being distinct on the front, while the posterior part of the valve is smooth. The plication occupying the median line is slightly enlarged, corresponding to the median depression in the ventral valve. It is flattened on the top, scarcely more prominent than other plications, but extending nearer to the beak.

The largest specimen obtained, a ventral valve, measures, length 11 m. m., breadth 10 m. m., height 3 m. m.

This species occurs very abundantly in the Devonian sandstone at Eréré, associated with *Streptorhynchus Agassizii*, etc. The area, deltidium and loop, are not preserved, but from external features it appears to approach more nearly to *Retzia (Rhynchospira) lepida*, Hall, Hamilton group, than any other species; but I have no specimens for comparison. In ornamentation it resembles *Retzia radialis*, Phil., Carb., Eng. The plications in *R. Jamesiana*, however, are smaller, but the median plication on the dorsal valve, and the corresponding sinus on the ventral valve, are enlarged as in *R. radialis*.

The extension of the dental plates to the bottom of the ventral valve in the new species, is very distinctly shown in some of the interior moulds, a character which, hitherto, has seldom been found in any species of *Retzia*; but it is not safe to decide on its value until the interior of *Retzia* is better known. (Morgan Expeditions 1870 and '71.)

[In dedicating this species to my old friend, Maj. O. C. James, of Rio de Janeiro, I desire to express my deep feeling of gratitude, for

his generous aid towards fitting out three different expeditions to Brazil, and for his constant, warm sympathy with my scientific pursuits.—C. F. H.]

Retzia Wardiana, *Hartt*, sp. nov., Plate X, figs. 2-5, 8, 9, 11, 12, 14 and 16.

Test small, double convex, more or less ventricose, the ventral valve being usually the more convex; longitudinally suboval, slightly angular behind; usually a little longer than wide, though the width sometimes equals the length, greatest width near the middle; whole surface finely plicated.

Ventral valve most convex near the center, curving regularly and moderately, sometimes quite strongly, from beak to front, and very strongly from side to side. Beak more or less pointed and slightly incurved. Posterior lateral margins of valve straight, slightly convex or concave, including an angle equal to, or a little more than, 90 degrees. The front and lateral margins together form a little more than a semicircle. The bases of the dental plates are parallel and extend very slightly forward, the distance between them being nearly one-fourth the width of the valve.

Dorsal valve nearly circular in outline, sometimes a little elongate, generally slightly and regularly convex, the beak being much depressed.

Each valve is ornamented by from 14-20 (in one case 22,) simple, narrow, rounded, or subangular, very prominent, radiating plications which extend over the whole surface, being traceable from the beak, where they are very narrow, to the front, towards which they gradually increase in width and prominence. These plications do not differ much in size, being only a little smaller towards the lateral margins than in the middle. The depressions separating the plications are narrower than they, and rounded or angular.

A medium sized ventral valve measures, length 10 m. m., breadth 8 m. m., thickness about 3 m. m.

This species occurs quite abundantly in the Devonian sandstones of Eréré, associated with *R. Jamesiana*, which last is, however, much more common. The two species resemble one another closely in size and general form, but they differ totally in ornamentation, the difference being so marked that the species are readily distinguished, even by fragments of valves; moreover, no intermediate forms have been observed. *R. Jamesiana* always has low, indistinct plications not extending to the beak, while those of the species just described are always very prominent, extending from the beak to the front. The enlarged median plication and depression are also a constant character of *R. Jamesiana*. (Morgan Expeditions 1870 and '71.)

[I have attached to this pretty species the name of my old friend, Mr. Thos. Ward, the explorer, of the Tocantins on the Thayer expedition, and one to whom I am under a deep debt of gratitude for aid in my first journey to the Amazonas in 1870.—C. F. H.]

Rhynchonella (Stenocisma) dotis, Hall, (Palaeontology of New York, Vol. IV, p. 344,) Plate VIII, figs. 10 and 12.

Of the Ereré form the ventral valve is unknown.

Dorsal valve rather below the medium size, of moderate convexity, which is stronger towards the front, quite flattened near the middle; slightly transverse with the greatest width midway between the beak and the front; very short-ovate in outline, slightly truncate in front, and angular behind. The nearly straight posterior lateral margins diverge at an angle of about 110 degrees, and extend less than one-third the length of the valve, the lateral margins rounding quite strongly and regularly to the edge of the fold, in front of which the margin is nearly straight. From the depressed beak the valve rises quite abruptly for a short distance along the median line, and then continues with a very gentle curve, or nearly straight, to the front. On each side, it rounds up strongly for one-fourth the width or more, and is nearly flat in the middle. The mesial fold commences just anterior to the middle, and increases very gradually in width, being but slightly prominent at the front. The valve has about 16 plications, of which four occupy the fold. The plications are prominent, varying in width, being usually rounded near the middle of the valve, but becoming angular towards the sides, with the reverse plications generally narrower. The first one or two on each side next the fold extend nearly directly from the beak to the margin, the others, in succession, curving more and more strongly outward toward the lateral margins, and decreasing in size, those on the extreme sides being very small and angular. A narrow septum extends forward from the beak, for about one-third the length of the valve.

The most perfect specimen measures, length 11 m. m., breadth 13 m. m., height about 3.5 m. m., width of fold in front about 5 m. m.

This small species of *Rhynchonella* is probably identical with *R. dotis*, Hall, Hamilton group, N. Y. The specimens from New York vary much in the character of the plications, which are sometimes very angular, and at others well rounded. In the Brazilian specimens, so far obtained, the plications are of an intermediate character.

From the Devonian sandstone of Ereré, Prov. do Pará, Brazil, obtained with *Streptorhynchus Agassizii*, *Retzia Jamesiana*, etc. (Morgan Expeditions 1870 and '71.)

Orthis Nettoana, *Rathbun*, sp. nov., Plate X, figs. 7, 10 and 13.

Test very small, with the valves unequally convex. Ventral valve sub-circular in outline and longer than the dorsal, owing to the greater extension of the beak. Dorsal valve broadly sub-elliptical in outline, slightly straightened posteriorly, with the breadth greatest across the middle, and about one and one-fourth the length. Breadth at hinge line apparently about two-thirds the greatest width of the test; cardinal extremities rounded; both valves marked with very fine radiating raised lines.

Ventral valve very convex, and most prominent just behind the middle. From the beak, which is elevated and acute, the surface of the valve curves slightly upwards, and then slopes to the front with a regular and gentle curve. Towards the sides the slope is more abrupt and slightly convex. Hinge area rather high, triangular, with a large fissure.

Dorsal valve slightly convex, broadly flattened in the middle, and often more or less depressed along the median line, in a wide, undefined sinus, extending two-thirds the length of the valve or more from the front, with its width in front one-third to one-half the greatest width of the valve. Beak depressed.

The impressions of the dental lamellae in the ventral valve diverge slightly in extending forward, the distance between them being about one-fifth to one-fourth the width of the valve, and their length, about one-fourth that of the valve. The socket plates in the dorsal valve left similar impressions.

The raised lines, ornamenting the valves, are exceedingly fine, rounded and thread-like, closely arranged together, and seem to increase both by intercalation and bifurcation.

The largest ventral valve measures, length and breadth, each about 6 m. m., height nearly 2 m. m. The largest dorsal valve has a breadth of 7.5 m. m., a length of about 5 m. m., and a height of nearly 1 m. m.

This is a very small species of *Orthis*, being of about the same size as *Orthis lepidus* of the Hamilton group, but differing totally from it in shape. It can be easily distinguished from the young of *Streptorhynchus Agassizii*, with which it is associated, by the much finer radiating, raised lines, and by the extension forward of the dental plates in the ventral valve, and the socket plates in the dorsal valve.

From the Devonian sandstone of Eréré, where it is moderately abundant. (Morgan Expeditions 1870 and '71.)

Dedicated to Dr. Ladisláu Netto, the distinguished director of the Museu Nacional at Rio de Janeiro.

Streptorhynchus Agassizii, *Hartt*, sp. nov., Plate IX, figs. 3, 4, 10, 16, 17, 23, 25, 26 and 28-30.

Test small or of moderate size, never very large, transverse, double convex, or with the ventral valve sometimes slightly and irregularly flattened, or even concave towards the front. Valves subequally convex, varying much in outline; sometimes unsymmetrical; often circular, with the sides and front forming a segment of a more or less perfect circle, embracing two-thirds to three-fourths the diameter; in some cases sub-elliptical; seldom transversely oblong. Greatest width at or a little behind the middle. Cardinal extremities rounded or obtusely angular, but in a single known instance slightly extended into mucronate points. Proportions of length to width about as 2 to 3, 3 to 4, or 3 to 5. Hinge line straight, beak of ventral valve elevated and pointed, that of dorsal valve being depressed and broadened. In size, the test varies from very young and small to 21 m. m. long, by 32 m. m. broad, and one unusual specimen measures 29 m. m. long by 40 m. m. broad. Surface ornamented with very fine raised lines.

Ventral valve most prominent at, and in the neighborhood of the beak. Extremity of beak generally elevated above the rest of the valve, with the surface of the valve sloping more or less irregularly towards the sides and front, and either straight, slightly concave or somewhat convex; or the beak may be a little depressed, the surface rising from it for a short distance, and then continuing to the front and sides as in the former case. In a few exceptional instances, the valve is regularly and strongly convex, from the beak nearly to the front; but the general tendency in all specimens is, for the surface to flatten out toward the front and sides. Beak acute, seldom perfectly symmetrical, generally bent a little to one side or the other, or slightly twisted; never extending much beyond the hinge area, and incurving but little. Hinge area nearly or quite as long as the hinge line, of moderate width, triangular, inclined backward, and with the cardinal margins acutely angular. The area is never symmetrical in outline, and its form varies as the beak is bent or twisted. The cardinal margins are generally concave, though they vary in degree of curvature in the same specimen, and may be slightly convex on one side of the beak, and concave on the other. In extending towards the cardinal extremities, they generally bend more or less abruptly towards the hinge line, sometimes approaching quite near to it at some distance from the extremities, so that the hinge area may be very narrow at the sides, and appear as if quite short. The surface of the valve sometimes arches up quite rapidly on the sides, from the cardinal margins, for a short distance. Fissure of moderate size, triangular, the width at base equal to or slightly exceeding the height, covered by a very convex deltidium. The impressions of the dental plates in the internal moulds are visible only on the hinge area, at the sides of the fissure, appearing as shallow depressions not extending forward into the valve.

Dorsal valve more symmetrical than the ventral, the convexity being either moderate, or strong and regular, though sometimes the valve is more or less depressed-convex, or flattened in the middle, often with a tendency to form a shallow, undefined depression or sinus, commencing a short distance in front of the beak, and extending towards the front margin, broadening gradually at the same time. This sinus is found only in the more depressed specimens, and, when deepest, it forms only a slight undulation of the surface. The valve is most prominent at or posterior to the middle; in the former case, the curve from the depressed beak to the front is very regular, but in the latter case, it arches up somewhat rapidly from the beak, and then slopes off more gradually towards the anterior margin. Across the middle of the valve, from side to side, the curve is seldom regular, the surface generally rises with but little curvature for a varying distance from the margin, and then extends straight across the center, or, if the specimen have a sinus, it is there slightly depressed. The cardinal extremities are more or less flattened, and this flattened area sometimes extends along the cardinal margins, narrowing to a point near the beak. A line from the cardinal extremities to the middle of the valve, forms a slight sigmoid curve. Beak depressed and not extending behind the hinge line, which is straight, and, in a single instance, slightly extended beyond the sides of the valve. Cardinal process small, thin, bifid above, with the two small processes on each side projecting backwards. A small projection in the center below, extends a little forward and towards the ventral valve. Socket plates short, thin, very divergent, forming an angle of about 135 degrees.

The surface of both valves is marked by very fine, rounded, thread-like or sharp, raised lines, increasing in number by intercalation, and probably in some cases by bifurcation also. The interspaces are slightly flattened and broader than the lines. One set of raised lines commences at the beak and extends to the margin, each line being exceedingly minute at the beak, but increasing very gradually in size. The intercalating lines generally begin to come in posterior to the middle, and thence, to the front and sides, new ones are continually being added, until the number at the margin is about double that near the beak, there being generally but one intercalating line for every interspace commencing at the beak. In some specimens concentric lines of growth are faintly preserved.

There seems to be no limit to the degree of variation which a species of *Streptorhynchus* may assume. It may be symmetrical in some specimens and unsymmetrical in others. The margins may differ much in outline, and the hinge area vary in width from a few lines to several inches. The beak may or may not be extended, and turned and twisted to an enormous extent, and the surface markings may be fine or coarse. Thus we have no limited and

definite characters, on which to form species, and it is only by comparing together very large collections of specimens, that we are enabled to determine specific relations.

Davidson is inclined to acknowledge but one species of *Streptorhynchus* from the Devonian and Carboniferous of Europe, and Prof. Hall has also united the numerous Devonian forms of America under one specific name. But from the descriptions given by these two noted Palaeontologists, and from the specimens at command for comparison, there seems to be as much difference between the Eréré forms, and *S. crenistria* or *Chemungensis*, as exists between the latter two species themselves.

In *S. Agassizii* the raised lines are always very fine, regular, and, almost without exception, arranged closely together. The beak is never much extended, twisted or turned to the side, and the hinge area retains about the same width in all the specimens, never being wide, while altogether the test is never very unsymmetrical.

It is true that these characters may seem to be varietal, but they obtain through all the specimens collected at Eréré, which amount to over 500 in number, more or less perfectly preserved, all of which have been carefully compared with one another.

Devonian sandstone of Eréré. (Morgan Expeditions 1870 and '71.)

[This species, the most common of the Eréré fossils, I have dedicated to my honored teacher, Prof. Agassiz.—C. F. II.]

Chonetes Comstockii, Hartt, sp. nov., Plate IX, figs. 5, 14, 18, 19 and 31.

Test rather above the medium size, depressed-concavo-convex, transverse, with the breadth one and one-half to one and three-fourths the length, and greatest along the hinge which is straight. The cardinal extremities are acutely angular, and, though always defective, are sometimes probably slightly produced, as is shown by the lines of growth on one or two specimens. The outline is somewhat sub-quadrate; the lateral margins, slightly rounded, extend forward, nearly parallel with one another, for about one-half the length of valve, when they bend rapidly round to unite with the anterior margin, the outline of which is more or less gently convex.

Ventral valve very slightly convex, generally most prominent just posterior to the center, whence it slopes with slight curvature to the front, the curve from the same point to the beak being more rapid. Across the valve, from side to side, the curvature is gentle and more or less regular, the sides towards the cardinal angles being usually more or less, sometimes very much, flattened.

Beak very small, depressed to and hardly projecting beyond the hinge area, which is narrow, linear, and apparently as long as the hinge line. Median septum in the interior very small and short, about one-fourth the length of the valve. Associated with one of the interior moulds, is the impression of a single spine, which is nearly two-thirds as long as the valve, very slender, and about the same size throughout the part preserved.

Dorsal valve imperfectly known. In the collection from Eréré is a single interior mould of the dorsal valve of a *Chonetes*, that appears to belong to this species. It is slightly concave, but the margins are broken away. The cardinal process is only sufficiently preserved to show that it is divided through the middle, and extends inwards and slightly backwards. The median septum is faintly indicated, as are also the backward extensions of the vascular impressions near to it on each side. The muscular impressions are not preserved.

There is the exterior mould of the dorsal valve of another and a much larger specimen, which probably also belongs to this same species. It measures 38 m. m. in breadth by about 21 m. m. in length, and is proportionately more convex than the other specimens, but the outline appears to be the same. The surface markings are not preserved. The impression of the hinge area of the ventral valve lies behind it, showing, that, when the specimen was imbedded, the two valves were joined together. At the fissure, which is small and triangular, the area is 2 m. m. broad, but it narrows gradually towards the cardinal angles. It lies nearly in the same plane as the margins of the dorsal valve.

The test is marked with very fine raised lines, which are low and rounded, but, from their imperfect preservation, the manner in which they increase in number can not be determined. There are about fifteen of the lines within a space of 5 m. m. near the front.

Two ventral valves measure as follows: length 17 m. m., breadth 26 m. m., depth nearly 3 m. m.; and 12 m. m., 21 m. m. and about 2 m. m.

This is a pretty species, resembling much *Chonetes coronata*, Con. Hamilton group, New York and Western States; but it differs from that species in having longer spines, not extending so obliquely backward.

Moderately abundant in the Devonian sandstone of Eréré, associated with *Streptorhynchus Agassizii*, *Vitulina pustulosa*, etc.

[Named in honor of Prof. T. B. Comstock, photographer to the Morgan Expedition in 1870.—C. F. H.]

***Chonetes Herbert-Smithii*, Hartt, sp. nov., Plate X, figs. 39-42 and 44-47.**

Test small, concavo-convex, transverse, semi-oval or broadly semi-elliptical in outline. Width greatest at the hinge line, and equal to about one and one-third the length. Cardinal extremities forming nearly right angles; the

lateral margins, nearly straight, or gently convex, extending forward one-half the length of the valve or more, and then forming, with the anterior margin, a very regular curve around the front.

Ventral valve moderately convex, usually with the greatest elevation just behind the middle, whence, with a regular curve, it slopes more or less rapidly to the front. Towards the beak it curves quite abruptly, while across the middle the curvature is moderately strong and regular. In a few instances, however, the valve is most prominent in the middle. The sides curve slightly inwards towards the cardinal angles, which are flattened or slightly reflected, making the curve thence to the center of the valve slightly sigmoidal. Beak much depressed, with the small, acute apex scarcely projecting beyond the hinge area. Septum small and about one-fourth as long as the valve. The number and length of the spines is unknown. The impressions of a portion of two of them are preserved, with the exterior mould of one specimen; these are slender, and diverge obliquely outwards from the cardinal margin, their length being about one-fourth that of the valve.

Dorsal valve varying from moderately to very slightly concave, most depressed towards the front, and rising gradually towards the hinge line, along which, and at the cardinal angles, the valve is often flattened.

The raised lines, with which the valve is ornamented, are small and rounded, and increase very slightly in size towards the front, where they number from 15 to 23 or more. But from the imperfect preservation of the moulds in the sandstone, the lines are always obliterated on the sides and the posterior part of the test, while, in many cases, the whole test is thus rendered smooth.

One specimen of ordinary average size measures 7 m. m. in length, 9.5 m. m. in breadth, and 2 m. m. in height.

This species, in its typical forms, seems to be related to *Ch. armata*, Bouch., Dev. Inf., Boulonnais, France, with specimens of which I have very carefully compared it. The Brazilian species is, however, a variable one, and the radiating lines are always coarser, and, when well preserved, are more prominent than in *C. armata*. The ventral valve of *C. armata* is also generally more elevated.

The specimens of *C. Herbert-Smithii*, on which the ornamentation is well preserved, resemble somewhat in general appearance both *C. deflecta*, Hall, and *C. laticosta*, Hall, of the Corniferous and Hamilton groups; but a close examination shows that, in shape, the Eréré species differs entirely from those of New York. The beak of the former species is always much depressed, while in the latter it is prominent, the whole umbonal region of the test being much elevated.

Obtained from the Devonian sandstone of Ereré, where it is very abundant, occurring with *Vitulina pustulosa*, *Spirifera Pedroana*, *Retzia*, etc. (Morgan Expeditions 1870 and 71.)

Named in honor of Mr. Herbert H. Smith, one of the assistants on the Morgan Expedition of 1870.

Chonetes Onettiana, *Rathbun*, sp. nov., Plate X, figs. 43 and 48.

Test below medium size, gibbous, transverse, semi-elliptical in outline, with the width probably greatest along the hinge line, and equal to about one and one-third or one and one-fourth the length; anterior margin not very strongly rounded.

The ventral valve is very convex, being well rounded from the beak to the front; most prominent at or just in front of the middle, where it is very slightly flattened. The valve rises more or less rapidly from the sides, in a curve which becomes a little straightened across the middle. The sides are somewhat flattened towards the cardinal angles, which last are slightly reflected. Beak small, depressed, with the minute apex projecting but slightly beyond the hinge line. Median septum small and well defined, about one-fourth as long as the valve.

Dorsal valve unknown.

The interior moulds are ornamented with fine, radiating, raised lines, but very indistinctly preserved on the specimens obtained. Length 11 m. m., breadth about 15 m. m.

From *C. Herbert-Smithii* this species is easily distinguished, by its larger size and the finer radiating lines. It may prove to be a variety of *C. scitula*, Hall, Hamilton group, New York, but the specimens of *C. Onettiana* are larger than those of *C. scitula*, and differ from them in many details.

Associated with *Spirifera Pedroana*, etc., in the Devonian sandstone of Ereré. (Morgan Expedition of 1871.)

Dedicated, at Prof. Hartt's suggestion, to Senhor Onetti of Monte-Alegre, to whom he is much indebted for aid rendered in his Expeditions of 1870 and 1871.

Chonetes, Plate IX, fig. 24.

There was obtained from Ereré, a single specimen of a ventral valve of *Chonetes*, of about the same size as the last species described, which differs from it, however, both in shape and in ornamentation.

Ventral valve below medium size, moderately convex, transverse, with the proportions of length to breadth about as 3 to 4; hinge line equal to the greatest width of test; cardinal extremities apparently acute-angular. The valve is most elevated just posterior to the middle, whence to the front the surface extends in a moderate slope, and is slightly curved, but towards the beak it is more strongly curved. The valve curves regularly and moderately strongly across the middle, becoming very slightly flattened towards the sides. The cardinal angles are also somewhat flattened. The inner mould of the valve is marked by small, subangular, radiating, raised lines, which, on the single specimen obtained, are only preserved towards the margins. The lines are separated by rounded depressions of equal or slightly greater width. Length of specimen 9 m. m., width on the hinge line 13 m. m.

This specimen of *Chonetes* is undoubtedly different from any of the three species of *Chonetes*, described in the preceding pages; but since only a single specimen has been found, and that is not a very perfect one, I have thought it best not to give it a name until better material has been obtained for illustrating the species.

Tropidoleptus carinatus, *Con.* (*Sp.*) Plate IX, figs. 1 and 9, and Plate X, fig. 26.

Strophomena carinata, *Con.* Ann. G. R. of N. Y., 1839, p. 64.

Leptaena laticosta, Hall, 1843.

Leptaena laticosta, of Owen and others.

Tropidoleptus carinatus, Hall, 10th Rep. St. Cab. N. Y., 1857, p. 151.

Genus *Tropidoleptus*, Hall, 12th Rep. St. Cab. N. Y., 1859, p. 31.

Leptaena laticosta, of several European geologists.

Description of Eréré forms:

Test of medium size, plano-convex, transverse, semi-elliptical in outline, sometimes slightly straightened in front, with the breadth about one and a third to one and a half times the length, and greatest along the hinge line which is straight. Cardinal angles slightly acute. Surface plicate.

Ventral valve moderately convex, most elevated midway between the beak and the center, whence it curves rapidly backwards, sloping to the anterior margin along the middle with a very gentle curvature. From the flattened cardinal angles, the surface rises gradually on each side, being slightly concave for a varying distance (one-half the width of the side or less), when it curves regularly across the median line, very strongly on the posterior half, but less and less so anteriorly. There is thus formed behind the center a sort of undefined prominence, that broadens rapidly towards the front, gradually flattening out and blending with the general curvature of the valve. Beak small, quite strongly arcuate, and slightly extended beyond the hinge line in the interior

moulds. Hinge area very narrow, with the cardinal margins concave. Dental lamellae prominent, placed at right angles to one another.

Dorsal valve flat or very slightly concave, represented by only a single fragmentary specimen, preserving the interior processes in too imperfect a condition for description.

On each valve there are about 14 to 16 low, rounded, often obscure, radiating plications, of medium size, generally broader than the reverse plications, though frequently equaling them in width. They are smaller, and sometimes more distinct near the beak than at the front, the cardinal angles and the sides being always smooth for a greater or less width, while the front is frequently nearly smooth.

One ventral valve measures as follows: Length, 14 m. m., breadth, 21 m. m., height, about 3 m. m.; another, 14 m. m., 18 m. m., and about 3 m. m.

It is impossible to separate the specimens of *Tropidoleptus* of Eréré, from those forms of *Tropidoleptus carinatus* of New York, which are not carinate along the median line.

Obtained with *S. Pedroana*, etc., from the Devonian sandstone of Eréré, where it is moderately abundant. (Morgan Expedition 1871.)

Vitulina pustulosa, Hall, Plate IX, figs. 2, 6-8, 11-13, 15, 20, 21, 27 and 32.

Vitulina pustulosa, Hall, 13th Rep. St. Cab. N. Y., 1860, p. 82.

Vitulina pustulosa, Hall, Pal. N. Y., Vol. IV, p. 410.

The test of the Eréré forms is of moderate size, with the ventral valve very convex, and the dorsal valve flat or very slightly convex; transverse, the breadth varying from one and one-fourth to one and one-half times the length, and greatest at or just anterior to the hinge line, which last is straight. Cardinal extremities usually subangular in young specimens, but becoming rounded in the larger and full grown ones. Lateral and anterior margins forming together a very broad, semi-elliptical curve, which is slightly flattened along the front of the test.

Ventral valve most prominent at or just posterior to the middle, and furnished with a median fold, more or less elevated above the surface of the valve, and formed of two, rounded, prominent plications, each of which is very small where it commences at the beak, and increases rather rapidly in size towards the front. The plications are separated by a rounded or slightly flattened, and generally well defined reverse plication, and each slopes more or less abruptly on the outer side, to a still larger reversed plication, beyond which the sides of the valve slope to the lateral margins with little or no curvature, generally making the valve somewhat broadly subearinate along the median line. The fold increases very gradually in height from the beak, and the curve along its top is generally quite strong, sometimes becoming

slightly straightened towards the front. Beak small, acute, and but slightly extended beyond the hinge area, of which it is impossible to determine the exact size and shape, since it is invariably concealed by the rock.

Dorsal valve flat, or curving gently from the beak to the front and sides, with a well defined sinus along the median line, corresponding with the fold of the ventral valve, and which, narrow at the beak, increases gradually in width, becoming moderately deep at the front. A rounded, prominent plication occupies the bottom of the sinus, and the margins curve up abruptly to form a large plication on each side.

There are four or five, seldom six, broad, rounded, plications on each side of the fold and sinus, separated by depressions of a similar character. There is a great variation in the size of the plications, which are much larger in some specimens than in others. Those of the ventral valve are, however, always narrower than the intervening depressions; while on the dorsal valve the depressions are the narrower. The plications extend nearly directly from the beak to the margins, arching somewhat strongly along the top near the fold in the ventral valve, but less and less so, becoming smaller, and less distinct towards the cardinal angles, which are sometimes flattened or even slightly reflected, and are smooth in both the valves. There are usually several lines of growth. The entire surface is traversed by very fine radiating raised lines, which rise at regular intervals into minute, hollow spines, with elongated bases, the inner surface of the test showing their position as slight depressions. The minute surface markings are seldom seen on the specimens from the sandstone, which, even when best preserved, show only the bases of the spines, and those very indistinctly. But several moulds of valves, obtained from the underlying yellow shales, have the impressions of the raised lines and the spines well preserved.

The impressions of the hinge teeth are shown in the moulds of the ventral valve, and in the interior moulds of the dorsal valve the impressions of the processes are partially preserved; but on account of the coarseness and friable character of the sandstone in which they occur, we cannot depend upon them as being at all perfect. The cardinal process is somewhat angular behind, and the socket plates are rather broad at the base, but become narrow along the top. The septum is short and low.

A ventral valve of ordinary size measures 11 m. m. in length, 15 m. m. in width and about 3 m. m. in height, but specimens are often found much larger, one being 16 m. m. long, 25 m. m. broad and about 5 m. m. high.

There would be no difficulty in separating the Eréré specimens of *Vitulina* from the small forms of *V. pustulosa*, Hall, described and figured in Vol. IV of the Pal. of New York. But since Prof. Hall wrote the description of this species, he has obtained a great number of specimens from other localities than the first, many of which differ much from those first described, frequently being

larger, with the depression in the median fold and the plication in the median sinus well defined. Thus we have forms which approach so closely those from Ereré, that it is impossible to separate the two. They are undoubtedly identical.

Obtained in great abundance from the Devonian sandstone of Ereré, associated with *Spirifera Pedroana*, etc. A few specimens have also been found in the yellow shale underlying the sandstone. (Morgan Expeditions 1870 and '71.)

***Discina lodensis*, Hall.**

Orbicula lodensis, Hall, Geol. Rep. Fourth Dist. N. Y., p. 223.

Orbicula lodensis, Vanuxem, Geol. Rep. Third Dist. N. Y., p. 168.

Discina lodensis, Hall, Pal. N. Y., Vol. IV, p. 22.

Compare *Discina media*, Hall, Pal. N. Y., Vol. IV, p. 20.

Test of the Ereré variety small, subcircular or broadly subovate in outline; breadth about equal to the length, and greatest at, or slightly anterior to, the middle; generally narrowing more or less posteriorly, and often slightly truncate behind.

Both valves are always so flattened in the shale, that their true convexity is undeterminable. The nuclei, which were probably acute, at least in the dorsal valve, are also flattened down to the surface of the valves and broadened. Their distance from the posterior margin varies with the age of the test, it being, in the dorsal valve, from about one-third the length of the valve in the very young, to about one-fifth the length in full grown specimens; but in the ventral valve, their distance from the posterior margin is always somewhat greater than in the dorsal valve, averaging about one-third the length of the valve, thus giving more space for the foramen, which is narrow, linear, and extending from very near the nucleus to within a varying distance from the posterior margin. The concentric lines of growth are numerous, rather fine, yet prominent, and more closely crowded together posterior to the nuclei.

The larger specimens measure in length and breadth about 8 m. m., and there are all sizes from this down to individuals of very small size.

This *Discina* from Ereré, is undoubtedly only a variety of *Discina lodensis*, Hall, Genesee shale, New York. The Brazilian variety, together with *D. lodensis* and *D. media*, Hall, of the Hamilton and Chemung groups, probably forms a single species, which extends through all the latter portion of the Devonian age of North America, and has also a wide geographical range: the specimens varying somewhat, according to the conditions under which they lived, and the rock in which they are preserved.

Obtained in great abundance from the dark shales of the Devonian of Ereré, in various stages of growth, with *Lingula Monte-Alegrensis*, etc. (Morgan Expeditions 1870 and '71.)

Though only six specimens of *Lingula* were obtained at Ereré, these appear to represent, at least, four determinable species, one of which may prove to be identical with *Lingula spatulata* of the Genesee shale, New York, while the others seem to be new to science.

***Lingula spatulata*? Fig. 1.**

Lingula spatulata, Hall and Van., Geol. Repts., 3d and 4th Districts
New York, 1842 and '43.

Lingula spatulata, Hall, Pal. N. Y., Vol. IV, p. 13.

The only specimen of this species found at Ereré, consists of a single valve, which is small and half as wide as long. The strongly rounded front, and sub-parallel, nearly straight, lateral margins, forming a somewhat elliptical outline. The posterior third of the valve is angular, the margins being inclined towards one another at an angle of about 70 degrees. Being defective at the apex, it is impossible to determine the original form of the beak, though it was probably acuminate and strongly elevated. The valve is very convex, flattened toward the front, from which it rises gradually nearly to the beak, toward which it slightly declines. In the front and middle the valve curves regularly from side to side, but, toward the beak, it becomes very slightly subangular along the median line.



L. Spatulata,
Hall.

Faint traces of the substance of the test appear to be preserved, and the lines of growth are indistinctly visible. Length 9 m. m., width 4.5 m. m.

Although this specimen of *Lingula* is much larger than the specimens of *Lingula spatulata* from New York, yet the outline is so nearly the same, that it does not seem possible to separate the Ereré form from the New York forms, more especially since a variety of *Lingula spatulata* has been obtained from the West, which is much larger than the one from New York.

This is the only species of *Lingula* yet detected in the Devonian sandstone at Ereré, where it was found associated with *Spirifera Pedroana*, etc. It is readily distinguished from the species of the underlying dark Discina shale by being more angular posteriorly. (Morgan Expedition 1871.)

Lingula Graçana, Rathbun, sp. nov., fig. 2.

In the only specimen of this species yet obtained, the test is small and elongate, the greatest width, which is just behind the middle, being equal to about one-half the length. The outline is elliptical, the lateral margins being very slightly straightened and inclined *L. Graçana*.* towards the front; beak indistinct; surface, where preserved, marked with numerous, exceedingly minute, closely arranged, concentric lines, together with a few, coarse growth-lines, imperfectly preserved in the specimen. The valve is very flat, but this may be the result of pressure. Length 6.5 m. m., width 3.5 m. m.



This species, which somewhat resembles in form certain varieties of *L. mytiloides*, Sow., of the Carboniferous of England, occurs with *Discina lodensis* in the dark shale of the Devonian, near the Igarapé de Ereré, Province of Pará, Brazil. (Morgan Expedition 1870.)

Named in honor of His Excellency, Dr. Abel Graça, President of the Province of Ereré in 1870 and '71, to whom Prof. Hart is indebted for the use of the steamer Jurnpensem on his Expedition of 1870.

Lingula Stauntoniana, Rathbun, sp. nov., fig. 3.

This species is represented by a very perfect, though probably flattened impression of a single valve; but, notwithstanding that it preserves faint indications of muscular markings, I have not been able to determine whether the valve is ventral or dorsal. The valve is small, a little longer than broad, the greatest width being at about one-fourth the length from the front. In its posterior three quarters it narrows backward, the margin being regularly elliptical in outline, and consequently bluntly rounded behind, without a distinct beak. In the anterior fourth of the valve the margin, nearly straight in front, curves rather abruptly round on each side to meet the lateral margins, so that the general outline of the valve is an oval, slightly flattened in front. The V-shaped line, shown in fig. 3, appears to represent the anterior limits of the muscular impressions. Length 8.5 m. m., breadth 6.5 m. m.



L. Stauntoniana.

This species occurs associated with *Discina lodensis* in the dark shale near the Igarapé de Ereré, Province do Pará, Brazil. (Morgan Expedition 1871.)

Dedicated to Mr. Phineas Staunton, a member of the Expedition of 1870.

*I have given only an outline drawing of this species of *Lingula*, since it is impossible to represent accurately its surface markings in a wood cut.

Lingula Rodriguezii, *Rathbun*, sp. nov.

Dorsal valve rather large, elongate, and oblong in outline. Front very slightly rounded, but curving somewhat strongly to meet the lateral margins, which, curving but slightly, extend backwards nearly parallel with one another for about three-fourths the length of the valve. The posterior lateral margins incline towards one another at an angle of about 100 degrees, and the beak is apparently a little rounded. The outline of the valve is very defective, but I have been able, I think, to trace it out very satisfactorily from the rather numerous lines of growth, which are quite well preserved on the front; but the valve is so crushed that it is impossible to determine its convexity.

The impressions of the several muscular markings are more or less perfectly preserved. They show that the valve is dorsal. The impression of the pedicle muscle is not preserved, but just in front of the place where it should be, are two small crescent-shaped impressions, placed closely together and apparently more deeply excavated in the substance of the test than are the other muscular markings. The markings left by the decussating muscles seem to be narrow and elongate, but the outline is indistinct. They are apparently situated at the sides of a raised, circular disc, from the front of which extends a short, low and rather broad median crest, but the test is so broken that the appearance of a disc and crest may not be natural. On each side of this crest are the impressions of the posterior adductors, which seem to be unusually small, while the subelliptical impression of the anterior adductors in front of the crest is also very small. One or two narrow, faint, curving depressions extend forward from the front of the impressions of the decussating muscles, and probably denote structure. There is a V-shaped line on the forward portion of the disc, apparently of the same character. Length 22 m. m., breadth 13 m. m.

Obtained from the yellow shale underlying the sandstone at Eréré.

Dedicated to Dr. J. C. Rodrigues, Editor of the *Novo Mundo*, New York, one of the most prominent patrons of the Morgan Expeditions of 1870 and '71.

Although the fossils so far obtained from Eréré, were collected from so small an area and so limited a thickness of rock as to render it unsafe to draw any extended or definite conclusions from them; yet the Brachiopod fauna, such as it is, resembles so closely that of the Hamilton group of New York State, as to leave no doubt that the beds in which it was found, the sandstones and shales of Eréré, represent about the same horizon as the Hamilton group of North America. Not only are characteristic Hamilton group

genera found in the Ereré beds, but even species of those same genera, which cannot be separated from North American species of the Hamilton group.

Spirifera Pedroana, so abundant at Ereré, seems to represent, not a single species of the Devonian, but several, which form a series extending through the Corniferous and Hamilton groups. The different species of this series are very distinct from one another in their extreme forms, but they are so connected by intermediate varieties, that they present a good subject for the study of development. The series includes in North America *S. varicosa* and *S. macra* of the Corniferous, and *S. medialis*, *S. macronota* and *S. angusta* of the Hamilton. *Streptorhynchus Agassizii*, the most abundant fossil at Ereré, belongs to that transition group of the *Streptorhynchi* which helps to characterize the Devonian; yet, so far as at present known, the new species does not attain the large size of the Devonian species of that genus elsewhere. The genus *Vitulina* has been known by only a single species, which is confined to the Hamilton group of New York, and was considered rare, but somewhat recently it has been found in greater abundance. The Ereré form does not differ from the larger varieties of *V. pustulosa*, Hall, of the Hamilton group. The Ereré *Tropidoleptus* is identical with the uncarinate forms of *T. carinatus* from the Hamilton group of New York. Though only a very few specimens of *Rhynchonella* have been obtained from Ereré, there is little difficulty in uniting them with *R. dotis* of the Hamilton. The genus *Chonetes* is represented by several species, all of which are closely related to Hamilton group species of New York. The single species of *Discina*, and one of the species of *Lingula*, are probably only varieties of North American Hamilton group species. It may appear strange that many of the most common genera found in the Devonian, such as *Atrypa*, *Strophodonta*, *Productella*, etc., are wanting, while more obscure genera are abundantly represented; but when we consider that the collections were made over an area of only a few feet in extent, and from a thickness of but a few inches, we must see that it is just what might be expected.

XXIV. New Phalaenoid Moths

BY LEON F. HARVEY, A. M., M. D.

[Read before this Society, January 2, 1874.]

THE collection of this Society contains specimens of the following Moths, which, among others, have been handed to me for study and identification by Mr. Grote. One genus and three species, described in the present paper, belong to the Bombyces (*Phalaenae* Hüb., *Bombycidae* Auct.), and three species to the Geometrae (*Geometridae* Auct.).

BOMBYCES.

Heteropacha, n. g.

This generic term is proposed for a form allied to *Gasteropacha* and our American genera *Tolyte* and *Artace*, while in its colors it recalls the dusky olivaceous species of *Heterocampa*. The eyes are hairy; the ocelli probably wanting; the antennae (δ) short, with double, lengthy, converging pectinations which shorten over apical two-thirds; the body parts are shaggily haired. The fore wings are narrow, widening externally, thinly scaled, entire; hind wings ovate, with costal shoulder; primaries 10-veined, cell open; 2 from the median vein near the base, 3 half way between 2 and 4 and thrown off at about the center of the wing, 5 the termination of the nervure; subcostal nervure a little bent; 6 and 7 on to external margin, a short furcation; 8 a little below apex, 9 to costa; hind wings 9-veined, cell opened; 9 a short bent veinlet on the costal shoulder, 6, 7 and 8 arising near together at basal third, 6 thrown off below—a long vein to apex, 7 to costal margin within the apex, 8 a short vein to costa at about the middle of the wing. The abdomen is as long as the hind wings and the thoracic disc is destitute of the metallic scales of *Tolyte*.

Heteropacha Rileyana, *Harvey*, Plate 11, fig. 1.

δ .—Dark grayish fuscous; primaries with two irregular, light gray, continuous bands, the first at base, short, the second, fainter, at apical third, followed by a series of subterminal dots on the veins; external margin with indistinct gray dots; veins marked; the denuded integument shows an irides-

cence similar to *Tolyte*; hind wings concolorous, with a gray band at the middle of the wing on costal region; body darker than wings; antennae with the stem gray above.

Expanse, 30 m. m. *Habitat*, Missouri (C. V. Riley).

It gives me great pleasure to name this species after Mr. C. V. Riley, State Entomologist, St. Louis, Mo.

***Heteroecampa subrotata*, Harvey, Plate 11, fig. 2 ♂, 4 ♀.**

♀.—Antennae simple; palpi porrect; thorax of a greenish brown or gray; abdomen large, exceeding the hind wings, having a dorsal tuft at its base, in color a pale fuscous; primaries bright olivaceous; median lines bright brown; basal line black, distinct, running on to posterior border; space between basal and inner median line strongly tinged with green; both median lines double, lunulated, black, including a light brown shade; a semi-lunar black streak at the disc, its convexity towards the thorax, the space between it and the geminate outer median line is pale. In its general course the outer median line is twice equally exerted, first on s. e. nervules and again on median nervules, running inwardly below the median vein, when it approaches more nearly the inner line. Subterminally the wing is whitish, relieving the irregular, disconnected subterminal line, which appears as black, interspaceal points or streaks. The terminal line is fine, a little waved, the terminal space being again greenish or bright olivaceous as are the fringes, which are faintly cut with black at extremity of the veins. Beneath fuscous, with four or five black dots on the costa near the apex; at base very hairy; broad, diffuse, darker shadings in the center of wing, and a diffuse, continued darker, subterminal shade, limited outwardly by the paler, whitish terminal space; black markings on the fringes at the termination of the veins. Secondaries cinereous, paler at base, approaching to olivaceous, fringes nearly white, with black dots; below concolorous, though of a lighter shade; a black dash at the basal angle. The ♂ differs from the ♀ by the sub-terminal line being more undulatory, by the less prominently contrasting brown and whitish shades beyond the cell subterminally, while the antennae are pectinate.

Expanse, 33 to 34 m. m.

Four specimens collected by Mr. Grote in central Alabama. Smaller than *H. obliqua* and *H. astarte*, to which it is allied.

***Heteroecampa celtiphaga*, Harvey, Plate 11, fig. 3 ♂.**

♂—Smaller than *H. subrotata*; antennae pectinate; palpi dependant, thickly hirsute; thorax dark ashen; abdomen paler, becoming dark ashen towards the tip; primaries dark olivaceous ashen, almost approaching to black. All the lines light brown and narrow and similar to *H. subrotata*, in their conforma-

tion; apical white shade not as extended. Fringes ashen; discal lunate mark brown; from this the scalloped transverse posterior line is externally further removed than in *H. subrotata*. Secondaries white, with an incomplete whitish median shade; terminal line black, even; fringes ashen, pale at base, cut with darker hairs at extremity of the veins.

Expanse, 18 m. m. Larva on Hackberry (*Celtis occidentalis*).

The specimen was received from Mr. C. V. Riley. It is the smallest species of *Heterocampa* yet known to science.

GEOMETRAE.

Larentia Oeneiformis, *Harvey*, Plate 11, fig. 5.

♂.—Wings entire; upper surface ashen or cinereous with a smoky tinge; costal region and terminal portions of the fore wings darker; primaries with three white and broad bands, marked on costa but discontinuous; the third (outer median) more continuous, angulated at vein 5 and indistinctly discernible towards the internal margin; the first and second bands are approximate, discontinued; the costal region above the subcostal nervure is here reticulated; fringes white, distinctly cut with dark at the extremity of the nervules up to and within the depressed and rounded apices. Terminally the nervules are darker marked; hind wings smoky ashen, with white fringes as on fore wings; below the primaries are largely smoky ashen, but along the costal region the three white bands of the upper surface again appear, the costal region is tinged with olivaceous and beautifully striated with black, leaving the apices whitish with costal black dots; the hind wings are entirely covered with irregular and fine black striations on a white ground; a median white band can be made out, followed below costa, and again on internal margin, by more distinct striae on an olivaceous ground; fringes on both wings tinged with reddish; thorax ashen with two white vittae; front dark; the secondaries have the cell closed, outwardly prolonged inferiorly; vein 5 equally strong.

Expanse, 33 m. m. *Habitat*, Montreal, Mr. F. Caulfield.

Resembles superficially the species of the genus *Oencis* (*Chionobas*), in the ornamentation of the wings.

Scotosia dubitata, *L.*, Plate 11, fig. 7 ♀.

♂ ♀.—This is a large bright brown species with dentate wings; the fore wings are covered by numerous wavy black lines, followed by pale shades, while the subterminal line appears wholly pale. The four usual transverse lines are distinguishable, darker than the rest. The base of the wing and me-

dian space are freest from pale shade lines, more purely brown; the sub-basal space is wide, the basal line distinctly followed by pale scales; the median lines are tolerably approximate, nearly equidistant, geminate, inner line the strongest, and they are shaded with black and accentuated about the median nervure; all the veins dotted and streaked, pale and blackish; the festooning of pale scales, forming the subterminal line, is accentuated on the subterminal fold; these pale scales in a certain light have a greenish cast; terminal line black, subcontinuous, appearing on the secondaries; hind wings pale fuscous brown, with the continuation of the wavy, and here much fainter, transverse lines obsolete; the more prominent are marked in black, and the veins dotted on costal region of primaries; collar with blackish scales; body parts brown; antennae simple.

Expanse, 38 to 45 m. m. *Habitat*, Montreal (Mr. Frank Caulfield).

This species varies slightly in the paler powderings of the wings. On examination and comparison I cannot separate our specimens satisfactorily from the European material in the collection of this Society, and conclude that the form is identical on both continents. The species is discussed by Dr. Packard, Proc. Bost. Soc. Nat. Hist., Vol. XI. p. 44.

Bapta viatica, *Harvey*, Plate 11, fig. 6.

♂ ♀.—Smaller and darker than the European *Temerata*, with darker fore wings; faintly bluish white and gray; fore wings bluish gray with the blackish brown, inner median shaded line interrupted; a black discal point; outer median blackish brown line diffuse, continuous, accented on the veins, curved; terminal portion of the wing stained more or less with blackish, coloring the fringes except at internal angle; subterminal line diffuse, continuous; hind wings bluish white with discal dot, traces of a median line and distinct, black, marginal points; fringes white; beneath both wings bluish white with distinct black discal dots, longer on the fore wings; these latter show the outer median and subterminal lines, which are neatly dentate; terminal margin whitish; fringes black; hind wings with white fringes, dotted median line and terminal points, and a faint trace of a subterminal line; body parts bluish gray; hind wings with veins 3 and 4 from one point.

Expanse. 20 m. m. *Habitat*. "Catskill Mountains, on roads, flying in the day time." Theo. L. Mead; Quebec, F. X. Bélanger.

XXV. Notes on the Species of *Pasimachus*

BY JOHN L. LE CONTE, M. D.

[*Read before this Society, January 16, 1874.*]

AMONG the crude results of my earlier studies in Entomology was a monograph of the species of *Pasimachus*, inhabiting the United States, published, with outline figures, in the 4th volume of the *Annals of the Lyceum of Natural History in New York*, pp. 141-151, plates 7 and 8.

Being then inexperienced in the recognition of species, I was, like most young naturalists, led to exaggerate the value of characters which were either individual or unimportant, and thus to multiply the supposed distinct forms beyond what larger series of specimens have shown to be tenable. I have endeavored to make the corrections required by more careful study as soon as circumstances permitted, but the remarks have become scattered in various papers, so as not to be very accessible. By the kindness of Mr. P. S. Sprague, of Boston, I have recently received a new species, very remarkable by its size, and wishing to make known so important an addition to our fauna, I avail myself of the opportunity to append to its description notes and synonyms of the other species.

A very interesting series of comparative notes on the species known to him is contained in the *Premices Entomologiques* of my learned friend Mr. Putzeys, cited in the following pages. With the exception of those derived from the antennae and the labrum, they appear to me of somewhat difficult verification, and I therefore, in the presence of stronger characters, have not used those derived from the mentum and lingula. The form of the labrum is subject to some variation, according as the specimen is young, or old and worn; in the latter case, the middle lobe becomes less prominent, and wider, though rarely to such an extent as to prove deceptive; the same may be observed regarding the teeth of the front tibiae.

The species are widely distributed over the Atlantic slope, extending as far west as Utah (*P. californicus*) and Arizona (*P. costifer* and *mexicanus*); none has occurred in California, and the species which bears the name of that region was certainly given to Baron Chaudoir with an erroneous locality.

The species may be divided into three groups, characterized as follows:

I. Elytra obtusely rounded behind; spine of middle tibiae compressed, obtuse at top.

Elytra subacute behind; spine of middle tibiae slender, acute;

II. Prothorax not constricted at base.

III. Prothorax more or less constricted, hind angles prominent, body more slender.

I. *SUBLAEVIS* Group.

In this group the labrum is distinctly trilobed, the lateral lobes wider than the middle one, and sinuate; the mandibles are obliquely rugose; the mentum tooth rounded at tip, and scarcely concave. The 2-4 joints of the antennae are not compressed. The prothorax is strongly but narrowly margined, broadly rounded on the sides, somewhat narrowed at base, but not constricted. The elytra are parallel on the sides, convex, obtusely rounded behind, and more or less sulcate; the humeral carina fades gradually into a faint interspace between two of the furrows; the general form is more robust than in the other groups.

1. *P. strenuus*, n. sp.

Very large, prothorax rather suddenly narrowed at the base, hind angles rectangular prominent; elytra feebly sulcate.

Length, 35 m. m.; 1.4 inch.

Two specimens, Florida. For a very fine specimen of this, the largest species of the genus, I am indebted to Mr. P. S. Sprague, and for another to Mr. Edward Tatnall, Jr. It is closely related to the next, and with a large series of specimens will probably be found to vary in a similar manner. It is easily known by the rectangular hind angles of the prothorax.

2. *P. sublaevis*.

Prothorax suddenly narrowed near the base; hind angles obtuse, not prominent; elytra feebly sulcate, sometimes nearly smooth.

Dej. Sp. Gen., 1, 408. Bonelli, Obs. 2d, 46; Lec. Ann. Lyc. New York, IV., 149, pl. VIII., f. 2; Putzeys, Premices Entom., 9.

var. *P. rugosus*, Lec. Ann. Lyc., IV., 149, pl. VIII., f. 1.

var. *P. assimilis*, Lec. ibid., 148, pl. VII., f. 8.

var. *P. substriatus*, Hald. Proc. Acad. Nat. Sc., Phil., I., 313; Lec. I. c., 147, pl. VII., f. 6.

Length, 21–28 m. m.; .83–1.1 inch; New York to Florida, and westward to Illinois.

This species varies in size and sculpture, and there is every intermediate grade between the type, with well defined, though shallow grooves, to the smooth and more shining *substriatus*. These intermediate forms were described by me as *rugosus* and *assimilis*, the former being an individual variation, having the basal impressions of the prothorax rugous.

II. MARGINATUS Group.

In this group the labrum is rather feebly lobed, the middle portion broader than in the preceding; the mandibles are obliquely rugose, but much more feebly than in the 1st group; the mentum tooth is rounded at tip, and somewhat concave. The joints 2–4 of the antennae are not compressed. The prothorax is broadly rounded on the sides, feebly narrowed behind, with the angles obtuse and not prominent in *marginatus*, rectangular in *subsulcatus*; the side margin is widely depressed in *marginatus*, and narrower in *subsulcatus*. The elytra are less convex, feebly sulcate, with the alternate intervals more elevated, the sides are slightly rounded, and they are obliquely narrowed behind, and not broadly rounded as in Group 1; the humeral carina fades gradually into an interspace. The spine of the middle tibial is slender and acute, and the hind tarsi longer and more slender.

3. *P. marginatus*, *Bonelli*, Obs. Ent., 2d, 45; St. Farg. et Serv. Enc. Méth., X, 16, pl. CLXXXI, f. 8; Dej. Sp. Gen., I, 407; Laporte Hist. Ins. I., 63; Lec. Ann. Lyc., N. Y., IV., 151, pl. VIII., f. 4; Putzeys, Prem. Ent., 8.
Scarites marginatus, Fabr. Ent. Syst., I, 94; Syst. El., I, 123; Oliv. No. 36, 5, pl. II., f. 20; Beauvois, 106, pl. XV., f. 1, 2; Latr. Hist. Crust. and Ins., VIII., 376.

South Carolina: southward, not uncommon.

4. *P. subsulcatus*, *Say*, Trans. Am. Phil. Soc., II., 19; Ed. Lec., II., 449; Dej. Sp. Gen., II., 471; Dej. and Boisd. Icon. Col. Eur., I., 207, pl. XXII., f. 2; Lec. Ann. Lyc., N. Y., IV., 150, pl. VIII., f. 3.

Georgia and Florida, rare. Of the same form as *P. marginatus*, but much smaller, with the sides of the prothorax less widely margined, and the hind angles rectangular and slightly prominent.

III. DEPRESSUS Group.

In this group, though in some of the species the relative proportions of the body have not changed, the general form is more slender, from the prothorax being more gradually and more strongly narrowed behind; the hind angles are always rectangular and prominent. The labrum varies in form, being broadly and feebly trilobed (*depressus*), or distinctly so, with the middle lobe narrower (*californicus*, etc.); the mandibles are feebly rugose, or nearly smooth; the mentum tooth is usually deeply concave, and appears almost emarginate. The 2-4 joints of the antennae are sometimes feebly compressed (*mexicanus*), but in the others strongly so, and subcarinate. The elytra are broadly rounded on the sides, obliquely narrowed behind; they are usually smooth, but in two species (*obsoletus* and *duplicatus*) are more or less sulcate towards the sides; in this case the humeral carina is continued into a ridge, otherwise it is abruptly terminated and differs in length in the different species. The spine of the middle tibiae is slender and acute, the hind tarsi are longer and more slender in *depressus* than in the others. The species may be thus tabulated:

- A. Antennae with joints 2-4 not carinate; elytra with fine rows of punctures arranged in pairs; margin green,.....*mexicanus*.
- B. Antennae with joints 2-4 compressed and carinate:
- A. Hind tibiae ♂ not densely pubescent on inner side:
- a. Labrum broadly and feebly trilobed; elytra not sulcate, humeral carina moderate, hind tarsi long and slender,.....*depressus*.
- b. Labrum distinctly trilobed; elytra sulcate towards the sides, elytra more narrowly margined:
- Less slender, elytral rows of punctures double or obsolete,.....*duplicatus*.
- More slender, elytra rows single,.....*obsoletus*.
- B. Hind tibiae ♂ densely pubescent on the inner side near the tip:
- Elongate, humeral carina long,.....*elongatus*.
- Broader, humeral carina shorter:
- Humeral carina moderate,.....*punctulatus*.
- Humeral carina very short,.....*californicus*.

5. *P. mexicanus*, Gray, Griffith's An. Kingd., 274, pl. XII., f. 1; Laporte, Hist. Ins., I., 63.

P. viridans, Lec. Proc. Ac. Nat. Sc., Phila., 1858, 61.

One specimen, collected by Mr. Schott, while attached to the United States and Mexican Boundary Commission, probably in Arizona. The form is rather slender, the elytra less convex than in *elongatus*, with distinct rows of punctures arranged in pairs; the humeral carina is very short; the lower joints of the antennae are not at all compressed or carinate; the labrum is broadly trilobed, the middle lobe wider than the side lobes, though distinctly separated from them; the mandibles are rather deeply rugose; the side margin of the prothorax is narrower than in the other species of the group, and with the base and the sides of the elytra, is tinged with metallic green.

6. *P. depressus*, Bonelli, Obs. Ent. 2d, 45; Say, Trans. Am. Phil. Soc., II., 19; Ed. Lec. II., 145; St. Farg. et Serv., Enc. Méth., X., 15; Dej. Sp. Gen., I., 406; Aud. and Brullé, . . . 61; Laporte, Hist. Ins., I., 63; Lec. Ann. Lyc., IV., 145, pl. VII., f. 1; Putzys, Prem. Ent., 6.

Scarites depressus, Fabr., Ent. Syst., I., 94; Syst. El., I., 123; Oliv., No. 36, 5, pl. II., f. 15; Herbst, Käfer, X., 254, pl. CLXXV., f. 4; Latr., Hist. Crust., et Ins., VII., 376; Beauvois, Ins. Afr. and Amér., 106, pl. XV., f. 3.

Scarites complanatus, Gmelin, Linn. IV., 1993.

var. *P. morio*, Lec. Ann. Lyc., IV., 145, pl. VII., f. 2.

var. *P. laevis*, Lec., ibid., 146, pl. VII., f. 4.

Eastern region from New York to Louisiana and Illinois. The labrum is very broadly and feebly trilobed, the middle lobe wider than the side ones. The hind tibia and tarsi are longer and more slender than in the following species; the joints of the antennae 2-4 are strongly compressed and carinate; the mandibles are feebly (var. *laevis*), or not at all striate; the tooth of the mentum is deeply concave, and seems almost emarginate.

The specimens from the Southern States are frequently without the blue margin, and are of a more dull color than those from the north. Dr. Zimmermann believed that they indicated a distinct species, to which he gave the name *morio*, adopted in my synopsis above cited; the description of Fabricius does not mention a blue margin, and it is possible, therefore, that his type should be referred rather to the race *morio*, than to the usual form which is described by Say and Dejean.* The female is dull, the male shining.

7. *P. duplicatus*, Lec., Trans. Am. Phil. Soc., X., 395.

var. *P. costifer*, Lec. Proc. Ac. Nat. Sc. Phila., 1854, 79; Journ. Ac. Phila., 2d, IV., 15, pl. IV., f. 11.

Texas, northward to Indian Territory. This and the next species are nearly related, and differ by the arrangement of the striae of the elytra, which in this are represented by rows of punctures approximated by pairs, but in *obsoletus* by equally distant rows; in the best marked specimens the alternate interspaces towards the sides are elevated, forming ridges, with broad intervening grooves; sometimes these ridges and grooves disappear, and even the rows of punctures cannot be seen, and only the outermost of the ridges remain; this is the variety which I named *costifer*. The labrum is distinctly trilobed, the middle lobe advanced, and rounded, not wider than the side lobes, which are subacute and sinuate externally; the mandibles are very feebly striate; antennae as in the preceding; hind tibiae and tarsi alike in both sexes.

In one specimen from Arizona even the sub-marginal costa has become obsolete, marked only by a very feeble marginal furrow.

* Dr. Zimmermann recognized this fact after the publication of my synopsis, but still viewing the two forms as distinct species, called the one with a blue margin *P. limbatus*, with the following remarks, which I translate from his MS.: "Of precisely the same form as *depressus*, also with smooth mandibles, and slender hind tarsi, which are longer than the tibiae; but usually somewhat smaller, proportionally narrower, more convex, and with the humeral carina a little shorter; shining black, with the sides of the prothorax and elytra blue or violet.

8. *P. obsoletus*, Lec., Ann. Lyc., New York, IV., 148, pl. VII., f. 7.

Kansas and Colorado. Besides the difference in the elytral striae, above mentioned, this species has the prothorax more narrowed behind, with the hind angles more prominent, and the elytra less rounded at the humeri. I may further observe that the elytra in this and the preceding are less widely margined than in *P. depressus*, and the following species. This affords a good character for distinguishing the smooth varieties of these two species from all the others.

9. *P. elongatus*, Lec., Ann. Lyc. New York, IV., 147, pl. VII., f. 5.

P. depressus, var. a †, Say, Trans. Am. Phil. Soc., II., 19; Ed. Lec., II., 449.

Illinois, Missouri, Kansas and Colorado. Easily known by the more elongate form, and longer humeral carina; the labrum is broadly trilobed, the middle lobe wider than the side lobes; the mandibles are more finely striate than usual; the elytra are as widely margined as in *P. depressus*, but are more convex, and the humeral carina is longer, and curves outward in front; traces of very fine rows of punctures approximate by pairs may sometimes be seen; the hind tibia and tarsi are less slender than in *P. depressus*, and the former in the ♂ are densely pubescent on the inner side, near the tip.

Old specimens are found in this, as in other species in which the labrum is worn almost straight in front. The side margins of the prothorax and elytra are usually bright blue.

10. *P. punctulatus*, Hald., Proc. Acad. Nat. Sc., Phila., I., 299.

Alabama, Texas, and Western States to Illinois. Of the same form as *P. depressus*, but differing by the hind tibiae and tarsi less slender and less elongated; the former in the ♂ are densely pubescent near the tip on the inner face. The labrum is feebly and broadly lobed, with the middle lobe wider, scarcely separated from the side lobes. The elytra are as widely margined as in *P. depressus*, and the humeral carina is about as long; in most specimens rows of punctures slightly approximate by pairs may be seen, but in

some individuals they are not visible. The mandibles are rather coarsely striate, sometimes nearly smooth. The side margins of prothorax and elytra usually are blue.

11. *P. californicus*, *Chaud.*, Bull. Mosc., 1350, II., 437.

P. punctulatus †, Lec. (nec. Hald.) Ann. Lyc., New York, IV. pl. VII., f. 3.

P. validus, Lec. Jour. Acad. Nat. Sc., Phil., 2d, IV., 14, pl. IV., f. 10.

P. corpulentus, Lec. *ibid.* 15.

Texas, northwards to Colorado and Utah. Easily known by the very short humeral carina; the size is usually greater than in the other species of this group. The labrum is trilobed, the middle lobe, when not worn, prominent, a little wider than the side lobes; the mandibles are deeply striate; the joints 2-4 of the antennae are more strongly compressed and carinate than in the other species; the hind tibiae and tarsi are less elongated and less slender than in *P. depressus*, and the former in ♂ are very densely pubescent on the inner face, near the tip. When rows of punctures are visible on the elytra they are approximated by pairs; the side margin is feebly tinged with bluish, and is narrower than in *depressus*, though wider than in *duplicatus* and *costifer*.

P. corpulentus is probably a form of this species; the elytra are proportionally broader and more rounded on the sides, the mandibles nearly smooth, and the middle lobe of the labrum less prominent.

XXVI. Description of two new Noctuidæ from the Atlantic District

BY H. K. MORRISON, CAMBRIDGE, MASS.

[*Read before this Society, February 13, 1874.*]

Valeria Grotei, nov. sp.

Eyes naked, dark green, with numerous black spots. Antennæ strongly ciliated. Palpi slight, with the first two joints light brown, the third black, tipped with whitish. Front, vertex and collar clothed with dense, fine, dark brown hair. A transverse black line on the prothorax. Thorax stout, clothed with long, thick, mingled black, brown and whitish tipped hairs. A dorsal patch of white hair just behind the prothoracic black line. Abdomen yellowish gray, with a black band between each of the segments and with a conspicuous black tuft on the seventh segment. Beneath, breast and legs clothed with long blackish hairs, abdomen lighter. Anterior wings, above, dark olivaceous brown, squamation coarse and rough. Ordinary lines fine, black, hardly perceptible on account of the depth of the ground color; exterior line geminate, its outer line less distinct, strongly projected inwardly, below the cell irregularly dentate. Interior line geminate, interrupted. Median shade blackish, diffused. All the nervules are irregularly marked with blackish, particularly the median branches. A black elongate spot on the fourth median nervule near its termination. Subterminal line white, its superior portion undulating, or zigzag inferiorly, forming a broad inward curve enclosing the black spot on the fourth median nervule. Orbicular small in proportion to the reniform, whitish, clearly defined, with an internal black annulus. Reniform very large, white, diffused, crossed interiorly by a brown shade line, the rudiment of an annulus. A series of four or five white costal spots above the reniform. A sub-triangular glaucous blotch with its base resting on the inner margin a little before the inner angle. A series of black dots at the base of the fringe, followed by a marginal whitish outwardly scolloped line. Posterior wings white, slightly yellowish. Median line formed of black dots on the nervules; outer margin of the wing more or less clouded with black atoms. There are traces of a subterminal pale line and a fine terminal black line formed of united lunules; from the median line outward the nervules are strongly marked with black; the discal dot beneath shows faintly above. Anterior wings, beneath, powdered with fine black atoms. A pale glaucous border, broad and suffused along the inner margin, narrower and clearly defined along the outer margin. Costal margin tinged with ochreous. Disc gray, with gray hairs following the course of the median nervule and at the base of the wing. Reniform spot reproduced beneath, whitish, with a

black linear center; rudiments of the exterior line in spots near the costa. Median branches marked in black. Posterior wings, beneath, white, tinged with ochreous. Costa and costal angle more conspicuously ochreous. Discal dot round, black, distinct. Median line subobsolete, punctiform; black atoms border the costa and outer margin, accumulated at the costal angle.

Expanse, 40 m. m. *Length of body*, 16 m. m. *Habitat*, Massachusetts. Specimens taken in Cambridge from April 10th to 26th. Coll. H. K. Morrison.

This is the first species of *Valeria* which has been discovered in North America; it belongs to the same section of the genus as the European *V. oleagina* (W. F.), than which its wings are more elongate, and antennae slightly less pectinated. Our species has a marked bombyciform appearance, caused by the pectinated antennae, the short, robust thorax and abdomen, the former thickly clothed, and by the peculiar squamation. It has also a superficial resemblance to the common *Hadena adjuncta* (Boisd.), caused by the conspicuous white reniform and orbicular.

I have dedicated this interesting species to my kind friend Mr. A. R. Grote, to whom I am much indebted for aid in my entomological work.

Ablepharon fumosum, nov. sp.

Palpi outwardly and legs inwardly concolorous with the breast, which is blackish drab, tibiae and tarsi outwardly and the front lighter drab. Thorax and anterior wings above dark shining brownish drab, the color slightly increasing in depth from the base outwards. From the base beneath the median nervure there is a light linear shade extending one-third the length of the cell. All the nervules are marked with lighter drab, particularly towards their termination. The proximity of the costal branches gives the costal margin an evident lighter appearance. Posterior wings, above, uniform dark shining drab; wings beneath dark drab, nervules of both wings lighter, but not so conspicuously so as on the anteriors above. Anteriors with the costal margin, and a central shade proceeding from the base, of a brownish drab. A diffused blackish spot at the termination of the cell.

Expanse, 36 m. m. *Length of body*, 14 m. m. *Habitat*, Massachusetts. May 24th and 26th. Coll. H. K. Morrison. Closely allied to *A. Henrici*, with which it agrees in form and structure.

This species may, by the discovery of intermediate specimens, be considered an abnormal variety of *Henrici*, but at present and until further material is obtained, I am disposed to think it distinct, in which opinion Mr. Grote concurs.

XXVII. Rectification of Treitschke's use of Hübner's generic term "Cymatophora"

BY LEON F. HARVEY, A. M., M. D.

[*Read before this Society, February 13, 1874.*]

"CYMATOPHORA," a generic term, first appears in Hübner's Tentamen.* The date of that paper cannot be now, perhaps, accurately ascertained, but we can sufficiently approximate it, for our present purpose. In his "Verzeichniss" (1816), Hübner makes mention of the Tentamen in the preface, saying that he had intended publishing a catalogue, and had issued the Tentamen as a preliminary step. We also find an allusion to it in the fourth volume of Oechsenheimer's work (afterwards continued by Treitschke), published in 1816, in the following words: "Dieses Blatt kam mir erst lange nach dem Abdrucke des dritten Bandes zu Gesichte, daher konnte ich früher nichts davon aufnehmen." Therefore it must have been issued between the years 1808 and 1816.

Whilst studying the Geometridae, my attention was called to Hübner's use of the term Cymatophora in his Samm. Exot. Sch. He gives in his Tentamen, under the Geometridae, the European *Roboraria* as the type of his genus Cymatophora, which shows that Treitschke had no authority for his later use of that generic term in the Noctuidae. If now, in 1874, we read the Verzeichniss, we must be struck with the fact that we are realizing Hübner's conceptions in 1816, to a much greater extent than before. And we must feel that his general ideas of classification, with so scant material upon which to base his conclusions, with but few predecessors to have broken ground for him, were good. We can now see that his conceptions of the proper divisions and subdivisions of the Lepidoptera were far truer than those of the writers by whom he was more immediately followed. Whilst Hübner in his life-time

* Reprinted in fac simile by Samuel H. Scudder, Cambridge, U. S. A., 1873.

was obliged to lose, through Treitschke's misapplications, the best part of his work, and suffered the misfortune of being ignored by Boisduval, he yet may have felt "that Time, the unfailling discoverer," would preserve his imperishable thoughts. Hübner's genera now speak for him, dead, whilst Treitschke and his followers will be, perhaps, less honorably remembered.

The results of v. Heinemann's most recent anatomical researches into the structure of the group now known as *Cymatophorinae* (which, however, must apparently receive the name of *Bombyciæ*, used by Hübner), compared with the arrangement of Hübner in the Verzeichniss, shows us that in 1816 the group is already circumscribed, the proper genera associated, and, with one or two unimportant changes, the genera those of to-day with other names. In the Tentamen, *Bombycia Or* is made the type of the genus, and to-day the priority of this action must be recognized.

The European species must stand as follows:

Subfamily, **BOMBYCIÆ**, *Hübner* (Verz., 1816).

Tribe, PAVIDÆ (*Hübner*).

(= *Verac*, Grote.)

A. Eyes hairy; antennae simple:

POLYPLOCA, *Hübner* (1816).

Type: *P. xanthoceros*, *Borkh.*

Species: *ridens* (*Fabr.*) (= *xanthoceros*).
flavicornis (*L.*) *Tr.*

B. Eyes hairy; antennae pectinate:

ASPHALIA, *Hübner* (1816).

(= *Scodra*, v. *Hein.*)

Type: *Noctua ruficollis*, *Schiff.*

Species: *ruficollis* (*D. and S.*).

C. Eyes naked; stout species, thickly haired; head sunken; abdomen exceeding the hind wings:

BOMBYCIA, *Hübner* (Tentamen).

Type: *Noctua Or* (*D. and S.*).

Species: *Or* (*D. and S.*).

ocularis (*L.*) (= *octogesima*).

diluta (*D. and S.*).

D. Eyes naked; body slender; head not sunken; scantily haired; abdomen not exceeding the hind wings:

TETHEA, *Hübner* (1816).

Type: *Noctua duplaris*, *Linn.*

Species: *duplaris* (*Linn.*).

fluctuosa, *Hübner*.

We have seen no North American species of the tribe Pavidae. Mr. Walker has described one from Canada. In the Proceedings of the California Academy of Sciences, October 6, 1873, appears the description of one by Mr. Hy. Edwards. After a careful study of this description we are compelled to think the species erroneously generically determined. No structural points are spoken of, and no comparisons are made with the European species of the group to which it is said to belong.

Treitschke seems to have had a fancy for Hübner's generic names, and has used them without hesitation in his work, but he applied them usually in a totally different sense. He used the generic term "Boarmia" in the place of Hübner's *Cymatophora*, and in this he has been followed. But what regard for the laws of zoölogical nomenclature can be shown in retaining that name, when the species must, by priority of designation, be referred to *Cymatophora*?

XXVIII. Determination of Brazilian Sphingidae collected by Mr. Charles Linden

BY AUG. R. GROTE.

[*Read before this Society, February 15, 1874.*]

DURING a journey on the Amazonas, accomplished last year, Mr. Charles Linden was fortunate in making a large and valuable collection of insects, chiefly Lepidoptera, now incorporated with the entomological collection of this Society. I give in the present paper a list of the Sphingidae, with Mr. Linden's memoranda added in quotation marks. With the exception of *Callenyo carinata*, there are none of the species which do not seem to be widely distributed.

Aellopos Titan (*Cramer*).

"Santarem; June."

Eupyrrhoglossum Ceculus (*Cramer*).

"September; Rhome's Plantation."

Hemeroplanes Oiclus (*Cramer*).

"Eastern Marajo; August."

Quite distinct from *H. pseudothyreus*, *Grote*, in the shape of the external margin of the primaries, the straight transverse posterior band and the conformation of the argent discal spots; in color more brownish than in *Cramer's* figure.

Callenyo chloroptera (*Perty*).

"Rhome's Plantation (forty miles below Santarem); June."

I take this species as the type of the new genus, intermediate between *Enyo* and *Perigonia*, and defined as a group by Mr. Walker, *C. B. M., Sphing.*, p. 117.

Callenyo carinata (*Walker*).

"Rhome's Plantation ; June."

A second species of the genus and agreeing with Mr. Walker's description. *C. carinata* presents a resemblance to *Pachylia resumens* by the banded abdomen, and this is probably remembered by Walker in his observation on the resemblances of *Pachylia*, page 189, l. c.; while the substance of Mr. Walker's remark has been dissented from by Dr. Clemens.

Philampelus Anchemolus (*Cramer*).

"Para ; August ; found dead."

The specimen is covered with a singular epiphytous growth, not unlike Cramer's representation on Plate 267, A-B.

Pachylia inornata (*Clemens*).

"Rhome's Plantation ; June."

Metopsilus tersa (*Linn.*).

"Rhome's Plantation ; August."

Not separable from the United States and Cuban species.

Pseudosphinx tetrio (*Linn.*).

"Santarem ; May."

Argens labruscae (*Linn.*).

"Para ; August."

At the late meeting of the American Association at Portland, Prof. C. V. Riley submitted a specimen of this species to me which had been captured in Missonri.

Amphonyx Antaeus (*Drury*).

"Rhome's Plantation ; August."

The validity of Professor Poey's genus is impugned without argument by Maasen, Stett. Ent. Zeit, S. 54, 1870. I consider it incontestable. The record of *Acherontia Styx* or *Acherontia Atropos* made on S. 55, l. c., from Mexico, must be ascribed to an error in the locality.

Macrosila carolina (*Linnaeus*).

“Rhome’s Plantation; August.”

Not separable from the United States and Cuban species.

Macrosila cingulata (*Fabr.*).

“Rhome’s Plantation; August.”

Not separable from the United States and Cuban species.

Dilophonota Oenotrus (*Cramer*).

Erinnyis Oenotrus, Grote, Spang. Cuba, p. 44, pl. 2, fig. 3.

“Rhome’s Plantation; August.”

Dilophonota Stheno (*Hübner*).

“Rhome’s Plantation; August.”

The specimen seems to agree sufficiently with Hübner’s fig. 3, but is not well preserved.

ERRATA ET ADDENDA.

- Page 6, line 4, for "Plate 2" read "Plate 1."
- " 20, after line 13 insert "Massachusetts; New York; Pennsylvania."
- " 21, " " 6 insert "Type: Dupo jussieuae, *Hübner*."
- " 21, " " 22 insert "*Philampelus Linnei*, G. & R."
- " 27, to line 13 add "—"
- " 27, " 15 add "—"
- " 29, line 24, for "this" read "the."
- " 46, last line, for "1' thick" read "1" thick."
- " 47, line 4, for "Heydnum" read "Hydnum."
- " 47, " 9, for "hygrophanous" read "hygrophanus."
- " 50, " 31, for "2'-4' thick" read "2'-4" thick."
- " 53, " 20, for "Heygrocybe" read "Hygrocybe."
- " 56, " 34, for "Caraghan" read "Croghan."
- " 65, " 18, for "enchinulate" read "echinulate."
- " 70, " 20, for ".004'" read ".04'."
- " 90, " 4, (foot note) for "unhüllt" read "umhüllt."
- " 90, " 5, (do.) for "Penthinen-artigen" read "Penthinenartiger."
- " 90, " 6, (do.) for "einen" read "einem."
- " 100, " 2, for "Publicatoinis" read "Publications."
- " 103, after line 6 insert: { **Mamestra subjuncta**, *Grote*.
Hadena subjuncta, G. & R.
Habitat, Atlantic District.
- " 107, line 30, for "remind" read "reminds."
- " 110, " 10, dele "*subjuncta*."
- " 112, " 11, for "evanida" read "evanidum."
- " 112, " 22, for "Ommatospila" read "Ommatostola."
- " 116, " 4, for "else all the tibiae without spines," read "else the tibiae without spines; middle and hind tibiae spinose."
- " 145, " 1, (foot note) for "Hand" read "Hande."

INDEX TO PLATES.

I.

- | | |
|--|---|
| 1 to 3. <i>Mellilla chamaechrysaria</i> .
4. <i>Tortrix Georgiana</i> .
5. <i>Tortrix Houstonana</i> .
6. <i>Hemaris tenuis</i> .
7. <i>Hemaris Thetis</i> .
8. <i>Hemaris dilinix</i> .
9. <i>Hemaris axillaris</i> . | 10. <i>Hemaris marginalis</i> .
11. <i>Phasiane mellistrigata</i> .
12 and 13. <i>Lomanaltes laetulus</i> .
14. <i>Leucania Harveyi</i> .
15. <i>Ablepharon Henrici</i> .
16. <i>Ablepharon evanidum</i> . |
|--|---|

II.

- | | |
|--|---|
| 1. <i>Acronycta sperata</i> .
2. <i>Litognatha nubilifascia</i> ♀.
3. <i>Litognatha nubilifascia</i> ♂.
4 to 6. <i>Phaecasiophora mutabilana</i> .
7. <i>Meghypena velifera</i> .
8. <i>Penthina Blakeana</i> .
9. <i>Penthina matutina</i> .
10. <i>Penthina toreuta</i> . | 11. <i>Agrotis pitychrous</i> .
12. <i>Botis badipennis</i> .
13. <i>Eurycreon chortalis</i> .
14. <i>Acronycta ovata</i> .
15. <i>Phaecasiophora? niveiguttana</i> .
16. <i>Cloantha ramosula</i> .
17. <i>Cloantha vomerina</i> .
18. <i>Cloantha evicta</i> . |
|--|---|

III.

- | | |
|---|---|
| 1. <i>Anytus sculptus</i> .
2. <i>Mamestra Farnhami</i> .
3. <i>Cucullia? Yosemiteae</i> .
4. <i>Ufeus satyricus</i> .
5. <i>Heliothis Meadi</i> .
6. <i>Heliothis paxillus</i> .
7. <i>Heliothis mitis</i> . | 8. <i>Oncocnemis Dayi</i> .
9. <i>Oncocnemis Chandleri</i> .
10. <i>Heliothis suetus</i> .
11. <i>Heliothis persimilis</i> .
12. <i>Heliolonche modicella</i> .
13. <i>Oncocnemis Hayesi</i> .
14. <i>Agrotis balanitis</i> . |
|---|---|

IV.

- | | |
|--|---|
| 1. <i>Plusia Pasiphaea</i> .
2. <i>Plusia Putnami</i> .
3. <i>Agrotis Wilsoni</i> .
4. <i>Agrotis Vancouverensis</i> .
5. <i>Admetovis oxymorus</i> .
6. <i>Eupsephopaectes procinctus</i> .
7. <i>Annaphila danistica</i> .
8. <i>Axenus arvalis</i> .
9. <i>Mamestra cuneata</i> . | 10. <i>Pleonectopoda Lewisi</i> .
11. <i>Xylomiges patalis</i> .
12. <i>Mamestra chartaria</i> .
13. <i>Annaphila depicta</i> .
14. <i>Annaphila diva</i> .
15. <i>Dianthoecia 4-lineata</i> .
16. <i>Mamestra niveiguttata</i> .
17. <i>Oncocnemis Glennyi</i> .
18. <i>Ammoconia badicollis</i> . |
|--|---|

V.

- | | | |
|--|---|--------------------------------------|
| 1. <i>Argyrophyes cilicoides</i> (<i>head</i>). | } | 4. <i>Condylolomia participialis</i> |
| 2. <i>Argyrophyes cilicoides</i> (<i>primary</i>). | | (♂ <i>primary</i>). |
| 3. <i>Argyrophyes cilicoides</i> (<i>secondary</i>). | | 5. <i>Condylolomia participialis</i> |
| | | (<i>secondary</i>). |

VI.

Grammysia Chemungensis.

VII.

View looking west from Serra of Paranaquara.

[Explanations to Plates VIII. to X. face the Plates.]

XI.

- | | | |
|------------------------------------|---|----------------------------------|
| 1. <i>Heteropacha Rileyana</i> . | } | 5. <i>Larentia Oeneiformis</i> . |
| 2. <i>Heterocampa subrotata</i> ♂. | | 6. <i>Bapta viatica</i> . |
| 3. <i>Heterocampa celtiphaga</i> . | | 7. <i>Scotosia dubitata</i> . |
| 4. <i>Heterocampa subrotata</i> ♀. | | |

GENERAL INDEX.

	Page.		Page.
Ablepharon evanidum	112, 282	Agaricus Hebeloma	45
fumosum	275	herbarium	53
Henrici	112	hirtosquamulosus	53
Acronycta connecta	79	Howeanus	53
insolita	82	lacunosus	43
lepusculina	130	laterarius	43
lupini	79	Limouium	43
sperata	81	maculosus	45
Adipsophanes miscellus	181	minutulus	47
Admetovis oxymorus	133	miratus	48
Aecidium album	68	multipunctatus	43
Gerardiae	68	myriadophyllus	47
Hydrophylli	68	oblitus	41
Lycopi	68	olivarius	48
Aellopus Titan	279	pallidomarginatus	50
Agaricus Acericola	50	ponderosus	42
albissimus	45	phylogenus	54
albocrenulatus	49	roseocandidus	47
bellulus	51	rubicundus	42
callistus	52	rugosodiscus	48
cerasinus	50	russeloides	41
coloreus	46	stellatosporus	51
connexus	45	sterilomarginatus	48
Coprinoides	52	subcaeruleus	47
cyaneus	49	subzonalis	46
decorosus	42	succosus	46
diminutivus	53	thujinus	44
discolor	50	Truncicola	46
discomorbidus	52	virescens	44
expansus	52	Agrotis atrifrons	97
fallax	44	auxiliaris	96
flavescens	42	balanitis	97
foliomarginatus	49	fumalis	98
fuscofolius	49	herilis	99
fuscosquameus	41	mimallonis	98
geminellus	51	pitychrous	82
Gerardianus	46	4-dentata	99
granularis	49	repentis	96
griseoscabrosus	51	saucia	135



	Page.		Page.
<i>Agrotis sexatilis</i>	100	<i>Chariclea exprimens</i>	124
<i>subgothica</i>	99	<i>Chonetes Comstockii</i>	250
<i>Vancouverensis</i>	134	<i>Herbert Smithii</i>	251
<i>Wilsoni</i>	135	<i>Oneitiana</i>	253
<i>Alaria florida</i>	147	<i>Chytolita morbidalis</i>	39
<i>Ammoconia badicollis</i>	136	<i>Clasterisporium pedunculatum</i> ..	69
<i>Amphipyra depressus</i>	143	<i>Clavaria clavata</i>	62
<i>pyramidoides</i>	143	<i>pusilla</i>	62
<i>Amphonyx Antaeus</i>	280	<i>Cloantha evicta</i>	84
<i>Anaphora agrotipennella</i>	174	<i>ramosula</i>	83
<i>Androloma Lorquinii</i>	30	<i>vomerina</i>	84
<i>Annaphila danistica</i>	151	<i>Colobochyla interpuncta</i>	170
<i>depicta</i>	150	<i>Conchyliis straminoides</i>	16
<i>diva</i>	150	<i>Condylolomia participalis</i>	177
<i>Anomis xyliina</i>	122, 170	<i>Coprinus angulatus</i>	54
<i>Anytis capax</i>	145	<i>insignis</i>	54
<i>sculptus</i>	145	<i>variegatus</i>	54
<i>Argeus labruscae</i>	280	<i>Corticium bicolor</i>	62
<i>Argillophora furcilla</i>	124	<i>Cortinarius Clintonianus</i>	55
<i>Argyrophyes cilicoides</i>	175	<i>lignarius</i>	56
<i>Asopia costalis</i>	171	<i>lilacinus</i>	55
<i>olinalis</i>	171	<i>longipes</i>	55
<i>Aspergillus fuliginosus</i>	69	<i>modestus</i>	55
<i>Axenus arvalis</i>	152	<i>nigrellus</i>	56
<i>Bapta viatica</i>	265	<i>pulcher</i>	56
<i>Boletus affinis</i>	59	<i>sphaerosporus</i>	55
<i>amplisporus</i>	60	<i>Craterellus caespitosus</i>	61
<i>modestus</i>	59	<i>Craterium obovatum</i>	64
<i>pallidus</i>	60	<i>Cueullia? Yosemiteae</i>	113, 145
<i>separans</i>	59	<i>Cyrtina? curupira</i>	242
<i>Bomolocha abalienalis</i>	38	<i>Deuterollyta borealis</i>	177
<i>Baltimoralis</i>	38	<i>Dianthoecia meditata</i>	104
<i>bijugalis</i>	38	<i>Diderma crustaceum</i>	63
<i>madefactalis</i>	38	<i>farinaceum</i>	63
<i>manalis</i>	38	<i>Mariae-Wilsoni</i>	64
<i>Botis badipennis</i>	88	<i>Didymium connatum</i>	64
<i>gentilis</i>	173	<i>Dilophonota Oenotrus</i>	281
<i>magistralis</i>	173	<i>Stlieno</i>	281
<i>subdentalis</i>	173	<i>Dinemasporium acerinum</i>	65
<i>unimacula</i>	88	<i>Robiniae</i>	65
<i>Brotolomia iris</i>	110	<i>Discina lodensis</i>	257
<i>CulasyMBOLUS Astylus</i>	23, 184	<i>Drasteria caerulea</i>	155
<i>Callenyo carinata</i>	280	<i>convalescens</i>	154
<i>chloroptera</i>	279	<i>erecta</i>	155
<i>Callicista ocellifera</i>	178	<i>erichto</i>	154
<i>Calpe Canadensis</i>	114	<i>Erysiphe Euphorbiae</i>	70
<i>Caradrina miranda</i>	11, 169	<i>Euclidia cuspidata</i>	154
<i>Chaamaesesia gracilis</i>	8, 18	<i>Euctenucha ochroscapsus</i>	33

	Page.		Page.
<i>Euhypena sordidula</i>	38	<i>Heliothis brevis</i>	119
<i>torcuta</i>	38	<i>Californicus</i>	149
<i>Eupsephoactes procinctus</i>	138	<i>celeris</i>	148
<i>Eupyrhroglossum Ceculus</i>	279	<i>citrinellus</i>	122
<i>Eurycreon chortalis</i>	99	<i>diminutivus</i>	148
<i>Eurymene excavaria</i>	189	<i>hirtellus</i>	118
<i>Exobasidium Andromidae</i>	63	<i>jaguarinus</i>	120
<i>Azaleae</i>	63	<i>lynx</i>	120
<i>Fidonia fimetaria</i>	88	<i>Meadi</i>	121
<i>Ganoris oleracea</i> var. <i>borealis</i> ...	185	<i>mitis</i>	116
<i>Geoglossum simile</i>	70	<i>mortuus</i>	120
<i>Glaucopsyche Couperi</i>	185, 198	<i>nobilis</i>	120
<i>Lygdamus</i>	198	<i>nundinus</i>	121
<i>Gortyna purpurifascia</i>	142	<i>Packardi</i>	120
<i>Grammysia Chemungensis</i>	199	<i>pauillus</i>	118
<i>Grandinia coriaria</i>	61	<i>persimilis</i>	117
<i>Grapholitha distema</i>	92	<i>philophagus</i>	122, 149
<i>Habrosyne scripta</i>	77, 129	<i>proruptus</i>	118
<i>Hadena adjuncta</i>	108	<i>spinosae</i>	118
<i>apamiformis</i>	109	<i>Spraguei</i>	120
<i>arctica</i>	108, 142	<i>suetus</i>	117
<i>auranticolor</i>	109	<i>tuberculum</i>	119
<i>Bridghami</i>	108, 142	<i>villosus</i>	117
<i>confusa</i>	110	<i>Hemaris axillaris</i>	6
<i>devastator</i>	108, 142	<i>diffinis</i>	5
<i>dubitans</i>	108, 142, 190	<i>marginalis</i>	6
<i>impulsa</i>	108	<i>tenuis</i>	4
<i>lignicolor</i>	109	<i>Thetis</i>	5
<i>muceus</i>	110	<i>Hemeroplues Oiclus</i>	279
<i>rurea</i>	109	<i>Hesperia communis</i>	168
<i>sectilis</i>	109	<i>Heterocampa celtiphaga</i>	263
<i>sputator</i>	190	<i>subrotata</i>	263
<i>turbulenta</i>	180	<i>Heteropacha Rileyana</i>	262
<i>verbascoides</i>	109	<i>Homohadena badistriga</i>	181
<i>vulgaris</i>	110	<i>Hydroccea cataphracta</i>	142
<i>Haemorrhagia Buffaloensis</i>	8	<i>cerussata</i>	110
<i>Floridensis</i>	8	<i>inquaesita</i>	110
<i>fuscicaudis</i>	8	<i>limpida</i>	110
<i>gracilis</i>	8	<i>marginidens</i>	111
<i>Thysbe</i>	8	<i>nebris</i>	111
<i>uniformis</i>	8	<i>nitela</i>	111
<i>Harveya auripennis</i>	126	<i>rutila</i>	111
<i>Heliocheilus paradoxus</i>	123	<i>speciosissima</i>	111
<i>Heliolonche modicella</i> ... 116, 148, 282		<i>Hypena citata</i>	37
<i>Heliothis arciferus</i>	119	<i>evanidalis</i>	37
<i>armigera</i>	122, 149	<i>Humuli</i>	37
<i>atriles</i>	119	<i>Hypomyces polyporinus</i>	71
<i>binus</i>	119	<i>Hyppa xylinoides</i>	110

	Page.		Page.
<i>Ipimorpha pleonectusa</i>	191	<i>Meghypena velifera</i>	87
<i>Lactarius Gerardi</i>	57	<i>Mellilla chamaechrysa</i>	13
<i>regalis</i>	57	<i>Metopsilus tersa</i>	280
<i>Laothoe modesta</i>	24	<i>Microsphaera Russelii</i>	70
<i>Larentia Oeneiformis</i>	264	<i>Nectria Apocyni</i>	71
<i>Lenzites vialis</i>	59	<i>mycetophila</i>	71
<i>Lepipolys perscripta</i>	147	<i>Noctua clandestina</i>	143
<i>Lingula Graçana</i>	259	<i>Nolaphana malana</i>	169
<i>Rodriguezii</i>	260	<i>Zelleri</i>	169
<i>spatulata</i> ?	258	<i>Oeta gemmata</i>	93
<i>Stauntoniana</i>	259	<i>Oncocnemis Chandleri</i>	107, 142
<i>Leucania evanida</i>	10	<i>Dayi</i>	105
<i>Harveyi</i>	9	<i>Glennyi</i>	141
<i>Henrici</i>	10	<i>Hayesi</i>	106
<i>Litognatha lithophora</i>	86	<i>Ommatostola Lintneri</i>	112
<i>nubilifascia</i>	85	<i>Orthis Nettoana</i>	247
<i>Lomanaltes laetulus</i>	14	<i>Pachylia inornata</i>	280
<i>Lycaena cassius</i> var. <i>floridensis</i>	187	<i>Papilio brevicauda</i>	185
<i>pseudofea</i>	186	<i>Pasimachus depressus</i>	270
<i>Lycopodon pedicellatum</i>	63	<i>duplicatus</i>	271
<i>Lygranthoecia marginata</i>	115, 182	<i>elongatus</i>	272
<i>Thoreaui</i>	115, 182	<i>marginatus</i>	269
<i>Macrosila carolina</i>	281	<i>mexicanus</i>	270
<i>cingulata</i>	281	<i>obsoletus</i>	272
<i>Macrosporium Chartarium</i>	69	<i>punctulatus</i>	272
<i>Mamestra albifusa</i>	104	<i>strenuus</i>	267
<i>brassicæ</i>	104	<i>sublaevis</i>	268
<i>chartaria</i>	138	<i>subsulcatus</i>	269
<i>chenopodii</i>	104	<i>Paxillus strigosus</i>	56
<i>claviplena</i>	194	<i>Penthina Blakeana</i>	91
<i>cuneata</i>	139	<i>matutina</i>	92
<i>Farnhami</i>	103	<i>toreuta</i>	92
<i>grandis</i>	103	<i>Perichaena flavida</i>	65
<i>imbrifera</i>	102	<i>Periconia Azaleae</i>	69
<i>latex</i>	103	<i>Peridermium cerebrum</i>	68
<i>leucogramma</i>	140	<i>Peziza Solenia</i>	70
<i>nimbosa</i>	102	<i>Phaecasiophora mutabilana</i>	90
<i>niveiguttata</i>	140	? <i>niveiguttana</i>	91
<i>purpurissata</i>	102	<i>Phasiane mellistrigata</i>	12
<i>4-lineata</i>	140	<i>Philampelus Anchemolus</i>	280
<i>subjuncta</i>	282	<i>Philometra longilabris</i>	40
<i>Marasmius caespitosus</i>	58	<i>serraticornis</i>	40
<i>glabellus</i>	58	<i>Physarum caespitosum</i>	64
<i>longipes</i>	58	<i>pulcherripes</i>	64
<i>semihirtipes</i>	57	<i>Pityolita pedipillalis</i>	39
<i>straminipes</i>	59	<i>Plagiomimicus pityochromus</i>	182
<i>umbonatus</i>	58	<i>Pleonectopoda Lewisi</i>	137
<i>Meghypena lentiginosa</i>	87	<i>Plathypena scabra</i>	38

	Page.		Page.
<i>Plusia contexta</i>	193	<i>Spirifera Valenteana</i>	241
<i>Ni</i>	147	<i>Stemonitis urbatica</i>	61
<i>Pasiphaeia</i>	146	<i>Stereum radiatum</i>	62
<i>Putnami</i>	146, 192	<i>Stilbum ramosum</i>	69
<i>striatella</i>	194	<i>Streptorhynchus Agassizii</i>	248
<i>Polyporus attenuatus</i>	61	<i>Streptothrix abietina</i>	69
<i>caeruleoporus</i>	60	<i>Sudariophora callitrichoides</i>	170
<i>flavidus</i>	61	<i>Syneda Howlandi</i>	154
<i>griseus</i>	60	<i>Terebratula Derbyana</i>	236
<i>splendens</i>	61	<i>Tarache flavipennis</i>	153
<i>Protomyces Erythronii</i>	67	<i>terminimaculata</i>	153
<i>Pseudasopia squamealis</i>	172	<i>Thecla modesta</i>	188
<i>Pseudosphinx tetrio</i>	280	<i>Theleophora Willeyi</i>	62
<i>Puccinea angustata</i>	67	<i>Tortrix Georgiana</i>	15
<i>cryptotaenia</i>	65	<i>Houstonana</i>	15
<i>linearis</i>	67	<i>Tremella colorata</i>	62
<i>Lobeliae</i>	66	<i>Trichia reniformis</i>	65
<i>Mariae-Wilsoni</i>	66	<i>Tripocris Smithsonianus</i>	35
<i>obtecta</i>	66	<i>Tropidoleptus carinatus</i>	254
<i>pulchella</i>	66	<i>Ufeus plicatus</i>	102
<i>Retzia Jamesiana</i>	243	<i>satyricus</i>	101
<i>Wardiana</i>	245	<i>Uredo Ledicola</i>	67
<i>Rhynchonella dotis</i>	246	<i>Ustilago Erythronii</i>	67
<i>Rhytisma linearis</i>	71	<i>Valeria Grotei</i>	274
<i>Roestelia aurantiaca</i>	68	<i>Vibrissca lutea</i>	70
<i>Russula sordida</i>	57	<i>Vitulina pustulosa</i>	255
<i>Scopelosoma sidus</i>	191	<i>Xylina sculpta</i>	114
<i>Walkeri</i>	192	<i>Xylomiges curialis</i>	143
<i>Scotosia dubitata</i>	264	<i>patalis</i>	144
<i>Sphacteria Desmodii</i>	72	<i>Zanclognatha cruralis</i>	39
<i>Staphylina</i>	72	<i>laevigata</i>	39, 40
<i>Spiloloma lunilinea</i>	127	<i>marcidilinea</i>	39
<i>Spirifera Elizaе</i>	239	<i>obscuripennis</i>	39
<i>Pedroana</i>	237	<i>ochreipennis</i>	39

I





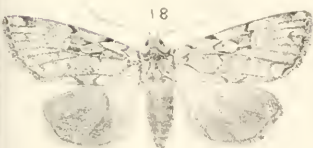
H. F. Hagen

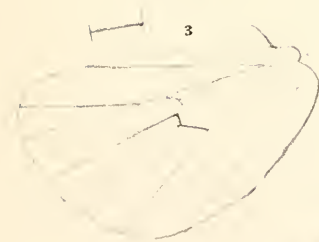
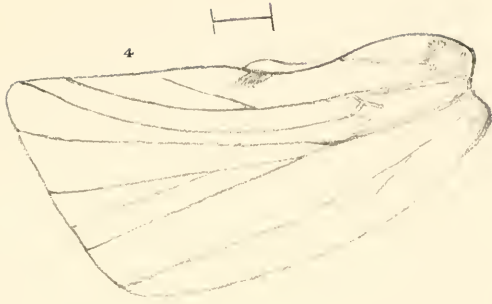




H. S. Sprague

IV







GRAMMYSIA CHEMUNGENSIS.



EXPLANATION OF PLATE VIII.

(*Figures all of natural size.*)

Spirifera Pedroana, *Hartt*, sp. nov., page 237.

- 1, 4, 5 and 17. Ventral valves of large size. In fig. 4 the dental plates are seen to be rather long.
- 2, 9, 13, 16 and 18. Ventral valves of medium size.
14. Small ventral valve.
19. Ventral valve, somewhat larger than fig. 14, inclined slightly forward, so as to show the hinge area in part.
8. Hinge area of ventral valve, with the margins of the fissure partly broken away.
- 3 and 7. Large dorsal valves.
- 6 and 20. Dorsal valves of medium size.

Spirifera Elizae, *Hartt*, sp. nov., page 239.

- 15 and 21. Ventral valves. Fig. 21 is the most perfect specimen yet found, while fig. 15 is much broken, and its dental plates are slightly curved.

Spirifera Valenteana, *Hartt*, sp. nov., page 241.

11. An interior mould of the ventral valve, the only specimen of this species obtained.

Rhynchonella (Stenocisma) dotis, *Hall*, page 246.

- 10 and 12. Dorsal valves. In fig. 12 the margins of the valve are partially obscured by the rock, in which it is embedded.

(All of the above specimens are interior moulds.)

EXPLANATION OF PLATE VIII.

(*Figures all of natural size*).

By a mistake of the heliotyper this plate was reversed and numbered backward. The following are the corrected references:—

SPIRIFERA PEDROANA, *Hartt*, sp. nov., page 237.

5, 17, 18 and 21. Ventral valves of large size. In fig. 18 the dental plates are seen to be rather long.

4, 6, 9, 13 and 20. Ventral valves of medium size.

8. Small ventral valve.

3. Ventral valve, somewhat larger than fig. 8, inclined slightly forward, so as to show the hinge area in part.

14. Hinge area of ventral valve, with the margins of the fissure partly broken away.

15 and 19. Large dorsal valves.

2 and 16. Dorsal valves of medium size.

SPIRIFERA ELIZAE, *Hartt*, sp. nov., page 239.

1 and 7. Ventral valves. Fig. 1 is the most perfect specimen yet found, while fig. 7 is much broken, and its dental plates are slightly curved.

SPIRIFERA VALENTEANA, *Hartt*, sp. nov., page 241.


11. An interior mould of the ventral, valve the only specimen of this species obtained.

RHYNCHONELLA (STENOCISMA,) DOTIS, *Hall*, page 246.

10 and 12. Dorsal valves. In fig. 10 the margins of the valve are partially obscured by the rock, in which it is embedded.

(All of the above specimens are interior moulds.)

VIII



EXPLANATION OF PLATE IX.

(*Figures all of natural size.*)

Tropidoleptus carinatus, *Con.*, (sp.), page 254.

1 and 9. Ventral valves. In fig. 1 the plications are very indistinct.

Vitulina pustulosa, *Hall*, page 255.

2, 7, 8, 12, 13, 15, 20, 21 and 27. Ventral valves. In figs. 7, 8 and 15, there are three medium sized plications on the fold, instead of two large ones.

6, 11 and 32. Dorsal valves. Fig. 11 shows the impressions of the dental plates.

Streptorhynchus Agassizii, *Hartt*, sp. nov., page 248.

10. Small ventral valve, on which the radiating raised lines are well preserved and sharp.

16. Gutta percha impression of an exterior mould of a large ventral valve.

17. Very large ventral valve.

23, 26 and 28. Ventral valves of medium size.

3. Dorsal valve, medium size.

4, 25 and 29. Rather large dorsal valves.

30. Interior and exterior moulds of small dorsal valves, with the raised lines sharply preserved.

Chonetes Comstockii, *Hartt*, sp. nov., page 250.

5, 14, 18, 19 and 31. Ventral valves.


Spirifera Elizae, *Hartt*, sp. nov., page 239.

22. Fragment of ventral valve, from the dental plate of left side to left cardinal extremity.

Chonetes ? *Hartt*, sp. nov., page 253.

24. A ventral valve, the only specimen found.

(Unless otherwise stated, the above specimens are all of interior moulds.)



EXPLANATION OF PLATE X.

(*Figures all of natural size.*)

Cyrtina? Curupira, *Rathbun*, sp. nov., page 242.

1 and 6. Dorsal valves.

Retzia Wardiana, *Hartt*, sp. nov., page 245.

3, 4, 5, 8, 11, 12 and 14. Ventral valves.

16. Ventral valve, with the plications finer and more numerous than in the majority of specimens.

2 and 9. Dorsal valves.

Orthis Nettoana, *Rathbun*, sp. nov., page 247.

7 and 13. Ventral valves.

10. Dorsal valve.

Terebratula Derbyana, *Hartt*, sp. nov., page 236.

15, 18, 24 and 25. Ventral valves.

17, 19, 21 and 22. Dorsal view of specimens of which both valves are preserved. The beaks of the ventral valves are seen extending beyond the dorsal valves, but in all the specimens they are more or less defective.

20. Dorsal valve.

Tropidoleptus carinatus, *Con.*, (sp.), page 254.

26. Exterior mould of dorsal valve, very much broken.

Retzia Jamesiana, *Hartt*, sp. nov., page 243.

29, 33, 34, 36, 37 and 38. Ventral valves, showing the enlarged median depression.

27, 28, 31, 32 and 35. Dorsal valves.

30. View of dorsal valve of a specimen in which both valves are preserved. The beak of ventral valve is slightly extended beyond the dorsal valve.

23. Dorsal view of a rather narrow specimen, of which the ventral valve is also preserved. The plications are less in number than usual.

Chonetes Herbert-Smithii, *Hartt*, sp. nov., page 251.

39, 41, 42 and 46. Ventral valves of ordinary size.

44. Ventral valve, same as above, but smooth from the character of the rock in which it occurred.


40. Ventral valve, rather above the average size.

45 and 47. Exterior moulds of dorsal valves.

Chonetes Onettiana, *Rathbun*, sp. nov., page 253.

43 and 48. Ventral valves, with nearly smooth surfaces and showing the short median septum very distinctly.

(Except where otherwise stated, the above specimens are all of interior moulds.)



XII



B U L L E T I N

OF THE

BUFFALO SOCIETY OF NATURAL SCIENCES.

VOLUME II.

FROM APRIL, 1874, TO MARCH, 1875.

BUFFALO:
PUBLISHED BY THE SOCIETY.

1875.

PRESS OF
THE COURIER COMPANY,
BUFFALO, N. Y.



COMMITTEE ON PUBLICATION.

GEORGE W. CLINTON, LL. D.

GEORGE E. HAYES, D. D. S.

WILLIAM H. GLENNY, JR.

LEON F. HARVEY, M. D.

GEORGE P. PUTNAM,

WALTER T. WILSON,

AUG. R. GROTE, A. M., CHAIRMAN.

CONTENTS.

I.	List of the Noctuidae of North America. By AUG. R. GROTE,	1
II.	Catalogue of the Coleoptera from the Region of Lake Ponchartrain, La. By S. V. SUMMERS, M. D.	78
III.	Catalogue of Boleti of New England, with Descriptions of New Species. By CHAS. C. FROST,	100
IV.	On the Species of Helicopsis inhabiting the Valley of the Amazon. By AUG. R. GROTE,	106
V.	Descriptions of New Noctuidae. By H. K. MORRISON,	109
VI.	Observations on North American Moths. By LEON F. HARVEY, A. M., M. D.	118
VII.	Additions to the "List of North American Noctuidae." By AUG. R. GROTE,	122
VIII.	Land and Fresh Water Shells of the State of New York. By JAMES LEWIS,	127
IX.	New Noctuae. By AUG. R. GROTE,	143
X.	Notes on American Lepidoptera, with Descriptions of twenty-one New Species. By AUG. R. GROTE,	145
XI.	Determination of the Species of Moths Figured in the "Natural History of New York." By AUG. R. GROTE,	164
XII.	A List of the Leptidae, Mydidae and Dasypogonina of North America. By CH. R. OSTEN SACKEN,	169
XIII.	Description of a New Species of Calocampa. By J. A. LINTNER,	188
XIV.	On the species of Calocampa. By H. K. MORRISON,	190
XV.	On the allied Species of Noctuidae inhabiting Europe and North America. By AUG. R. GROTE,	193
XVI.	On Attacus (Samia) Columbia and its Parasites. By H. A. HAGEN,	201

XVII.	Supplement to the List of North American Noctuidae. By AUG. R. GROTE,	209
XVIII.	Check List of North American Sphinges. By AUG. R. GROTE,	224
XIX.	North American Pyralides. By AUG. R. GROTE,	229
XX.	Synonymic List of the Butterflies of North America, North of Mexico. By S. H. SCUDDER,	233
XXI.	Observations on North American Moths (Second Paper). By LEON F. HARVEY, A. M., M. D.	270
XXII.	Synopsis of the Discomycetous Fungi of the United States. By M. C. COOKE, M. A.	285
XXIII.	On the genus <i>Agrotis</i> with Additions to the List of North American Noctuidae. By AUG. R. GROTE,	301
XXIV.	On the allied Species of Noctuidae inhabiting Europe and North America (Second Paper). By AUG. R. GROTE,	313
	Errata,	315
	Index to Plates,	316
	General Index,	317

BULLETIN

OF THE

BUFFALO SOCIETY OF NATURAL SCIENCES.

BULLETIN

OF THE

BUFFALO SOCIETY OF NATURAL SCIENCES.

VOLUME II.

I. List of the Noctuidae of North America

BY AUG. R. GROTE.

[*Read before this Society, March 6, 1874.*]

WHILE preparing the following list of North American Noctuidae, as large material as could possibly be procured has been examined, and many comparisons with the European genera of the group have been made. These comparisons were the more necessary since the genera of M. Guenée, in the *Species Général*, under which alone our species have been hitherto arranged, have not stood the test of recent critical examination. Accordingly other characters, principally pointed out for the first time by Lederer, are here applied to the definition of our American forms. Thus the following list is less a compilation, than an original treatment of the group, and though the generic changes here adopted have in great part been announced in various recent Papers, not a few are here made for the first time. I have also been able to correct here a few of the generic changes proposed by myself in former writings (*Bulletin*, Vol. 1, pp. 95-128).

It is beyond dispute that we should desire to know the best that has been written on any subject. But to know the best it is necessary to read with system and with judgment. And the literature of the North American Noctuidae requires the very careful reading of at least three authors. Walker, who has, as we have elsewhere

pointed out,¹ compiled for us the most complete bibliography of the group; Guenée, who has furnished us with the best descriptions of the species, and Lederer, who has given us the best definitions of the genera. The work of Mr. Walker is excellent in its mechanical construction, but worthless in its original matter. How exceedingly worthless, after having worked through the descriptions in the British Museum Lists, and examined the collection in the British Museum, I cannot find language to express. The work of M. Guenée is most excellent where that of Mr. Walker is so defective, and we have all studied with pleasure descriptions for the greatest part so easy to identify. But when we come to study the structural characters of the Noctuidae, it is evident that M. Guenée can no longer help us, while Lederer has undoubtedly given us invaluable information on this point. Dr. Packard has also written upon the present group, and in particular we have an article in which the systematic position of the genus *Eudryas* is discussed. It seems to us that Dr. Packard has followed Dr. Boisduval (and perhaps Dr. Herrich-Schaeffer), in referring *Eudryas* to the *Castniares* rather than to the present group, and that the observations made upon the genus in all its stages warrant his interpretation of its position. And if we have studied carefully Dr. Packard's writings, with the view of arriving at a proper understanding of the writer's mind, we must have become satisfied that we can fully trust him in a question like the present, which requires a delicate balancing of affinities and analogies, and a wide acquaintance with the structure of the Articulatæ.

The three independent Groups here catalogued, viz., *Bombyciæ*² (*Cymatophorinae*), *Noctuæ* (*Noctuelitæ Latr.*), and *Noctuo-Phalaenidi*, may be distinguished by structural characters. The *Bombyciæ* and the *Noctuelitæ* nearly agree in the position of vein 5 on the primaries, which has its origin nearer to 4 than to 6, whereas in the *Noctuo-Phalaenidi* the position of this vein is midway between 4 and 6. These two groups further agree in the presence of ocelli, which are wanting in the *Noctuo-Phalaenidi* and also in the *Geometræ*. The *Bombyciæ*, however, differ from the *Noctuæ* by the course of vein 7 of the hind wings, which springs from the upper margin of the cell. These three Groups, to the exclusion of

¹Trans. Am. Ent. Soc. 2, p. 68.

²See Harvey, Bul. Buf. Soc. Nat. Sci. 1, p. 276.

the Deltoids, correspond with Prof. Packard's "Noctuelitae." The Deltoids however agree with the Noctuae in the presence of but two internal veins (1 and 1 *a*) on the hind wings, whereas the true Pyralids have three. I have treated them as a sub-group of the Noctuae, as also Prof. Packard's *Noctuinae* and *Catocalinae*.

Several species of Noctuidae, belonging to the genera *Agrotis*, *Hadena* and *Manestra*, are interesting to Economic Entomology from the depredations they commit upon cultivated plants. In the various State Reports on Insects Injurious to Vegetation, I have not noticed any appreciation of the structural characters that separate these genera. The perfect insects belonging to the three genera nearly agree in palpal structure, in the proportionate wings and in the absence of scale tufts on the front or vertex of the head. They differ as follows:

Eyes naked, without lashes. Thorax without divided dorsal longitudinal, or posterior scale tuft; abdomen untufted. Middle and hind tibiae always, fore tibiae sometimes, with spines **Agrotis.**

Eyes naked, without lashes. Thorax with divided dorsal longitudinal and posterior tufts; abdomen more or less distinctly tufted. All the tibiae unarmed **Hadena.**

Eyes hairy. Thorax with dorsal and posterior tufts; abdomen more or less distinctly or entirely tufted. All the tibiae unarmed..... **Manestra.**

Minor divisions are established on the details of antennal structure and the form of the genital pieces.

The subject of geographical distribution is one of very high importance to a proper understanding of our American Noctuidae; those species indicated by a star (*) in the present List are considered to occur both in America and in Europe. Where the genus is represented in the European fauna, the same mark is affixed to the generic title. Below each genus the geographical distribution in North America is approximately indicated.

There will be found in the List the names of a number of species, for the most part excellently described by M. Guenée, in the *Species Général*, which are yet unidentified in our collections; to these a dagger (†) is prefixed. The same sign precedes nearly all the names taken from the British Museum Lists; unfortunately there is no present prospect that these latter will become available, although but few of Mr. Walker's descriptions are not referred to here.

With regard to the synonymy adopted, the oldest not preoccupied names have been preferred, and I have endeavored to restore all the generic names originally proposed by Hübner and afterwards partly misapplied by, or wrongly credited to Treitschke. In the synonymy reference is made to Hübner's "Tentamen," a Paper published by the author anterior to the "Verzeichniss," and alluded to by Ochsenheimer in his fourth volume. We are obliged to Mr. S. H. Scudder for the reprint of the rare paper.

Hübner's works need not my praise, else freely given. The student who has read the foreword to the Verzeichniss, dated the twenty-first of September, 1816, from Angsburg, and does not honor its author, must be either obtuse or prejudiced; from such an one Hübner will not appeal in vain to our future understanding.

Channing writes of Thoreau, the thorough Naturalist: "His docility was great, and as the newest botanies changed the name of *Andromeda* to *Cassandra*, he accepted it, and became an accomplice to this tragic deed." Thoreau, then, did not, as some professed Naturalists, advertise his grievances in this respect. Elsewhere Thoreau writes: "With the knowledge of the name comes a distincter knowledge of the thing."

Our only hitherto published list of the Noctuidae is contained in the Catalogue issued by the Smithsonian Institution in May, 1860. This was compiled by Dr. Jno. G. Morris, and I only hope I have brought to my work a tithe of the enthusiasm and industry displayed by my respected friend, to whom I dedicate the present List.

For donations of material, or for personal kindness and courtesy, I am under obligations to Professor Zeller of Stettin, to Prof. A. S. Packard, Jr., of Salem, to Mr. J. Behrens of San Francisco, to Mr. J. A. Lintner of the State Museum, Albany, to Mr. O. Meske of Albany, to Mr. H. K. Morrison of Old Cambridge, to Prof. O. S. Westcott of the High School, Chicago, to Prof. C. V. Riley, State Entomologist of Missouri, to Mr. W. H. Stultz of Easton, Pa., to Mr. Chas. A. Blake, of Philadelphia, to Prof. S. H. Peabody of the Mass. Agricultural College, to Mr. Theo. L. Mead of New York, to Mr. E. L. Graef of Brooklyn, L. I., to Mr. Jas. Pettit of Grimsby, Ontario, to Mr. Wm. H. Saunders of London, Ontario, to Prof. Townend Glover of the Agricultural Department, Washington, to Mr. J. H. Comstock, Cornell University, to M. F. X. Bélanger, Laval University, to Prof. F. H. Snow of the Kansas State University, and to Dr. Leon F. Harvey and Mr. Henry S. Sprague of Buffalo.

BOMBYCIAE, *Hübner* (1816).

{ Noctuo-bombycini *Boisd.* (p.), 1829. }
 { Cymatophoridae *Herr.-Sch.*, 1845. }

* **BOMBYCIA**, *Hübner* (Tentamen).Type: *Noctua Or W. V.*† *caniplaga* (*Walk.*), *C. B. M.*, *Noct.* 18 (*Cymatophora*).
Canada.† (?) *improvisa* (*Ily. Edw.*), *Proc. Cal. Acad. Sci.* 5, 189 (*Cymatophora*).
Cascades, W. T.**LEPTINA**, *Guenée* (1852).Type: *Leptina dormitans Guen.**dormitans Guen.*, *Noct.* 1, p. 15.*latebricola Grote*, *Proc. Ent. Soc. Phil.* 2, p. 57 (spec. dist.?).*ophthalmica Guen.*, *Noct.* 1, p. 15, Pl. 3, fig. 6.*Doubledayi Guen.*, *Noct.* 1, p. 15.*formosa Grote*, *Proc. Ent. Soc. Phil.* 2, p. 323.

Canada to Alabama.

PSEUDOTHYATIRA, *Grote* (1864).Type: *Thyatira cymatophoroides Guen.**cymatophoroides (Guen.)*, *Noct.* 1, p. 13 ♂ (*Thyatira*); *Grote*, *Proc. Ent. Soc. Phil.*, vol. 2, p. 58 ♂ ♀.*expultrix Grote*, *Proc. Ent. Soc. Phil.* 2, p. 58 (*Lacinia* ||), Pl. 2, fig. 6; *Th. cymatoph.* † ♀, *Guen.*, *Noct.* 1, p. 14; *Edw.*, *Pr. Cal. Acad. Sci.* 5, 189.

Canada to Virginia and British Columbia.

* **HABROSYNE**, *Hübner* (1816).Type: *Noctua derasa Linn.**scripta (Gosse)*, *Can. Nat.*, p. 249; *Thyat. abrassa Guen.*, *Noct.* 1, p. 12, Pl. 3, fig. 2; *Habr. scripta Grote*, *Bul. Buf. Soc. Nat. Sci.* vol. 1, p. 77; *derasa* † *Edw.*, *Proc. Cal. Acad. Sci.* 5, 189.

Canada to Virginia and Pacific Coast.

* **THYATIRA**, *Oechsenheimer* (1816).Type: *Noctua batis Linn.**pudens Guen.*, *Noct.* 1, p. 13, Pl. 3, fig. 1.

Canada to Pennsylvania.

NOCTUAE, *Linn.* (1758).[Noctuelitae *Latr.*, 1809.]NONFASCIATAE *Borkhausen* (1792).

}	Noctuelidi <i>Boisd.</i> , 1829.
	Trifidae <i>Guen.</i> , 1852.
	Noctuinae <i>Packard</i> , 1867.

DICOPIS, *Grote* (1874).Type: *Dicopis muralis* *Grote*.*muralis* *Grote*, 6th Ann. Rep. Peab. Acad. Sci. p. 27.

New York and Pennsylvania.

* **RAPHIA**, *Hübner* (1816).Type: *Raphia hybris* *Hübner*.*abrupta* *Grote*, Proc. Ent. Soc. Phil. vol. 2, p. 336, Pl. 8, fig. 3.*frater* *Grote*, Proc. Ent. Soc. Phil. vol. 2, p. 435, Pl. 9, fig. 7; *Saligena personata* *Walker*, Suppl. p. 606.

Massachusetts to Pennsylvania.

CHARADRA, *Walker* (1865).Type: *Charadra contigua* *Walker*.*deridens* (*Guen.*), (*Diptera*) Noct. 1, p. 35, Pl. 3, fig. 8; *Acronycta circuliifera* *Walker*, p. 709; *Charadra contigua* *Walk.*, Suppl. p. 446; *Ch. deridens* *G. & R.*, Trans. Am. Ent. Soc. vol. 2, p. 86.*propinquilinea* *Grote*, Trans. Am. Ent. Soc. vol. 4, p. 293, Pl. 1, fig. 96.

Massachusetts to Florida.

HARRISIMEMNA, *Grote* (1873).Type: *Notodonta sexguttata* *Harris*.*sexguttata* (*Harris*), Ent. Cor. pp. 174-175, figs. 24-25; *Grammophora trisignata* || *Walk.*, C. B. M. Noct. p. 29; *Grote*, Trans. Am. Ent. Soc. 4, p. 293.

Massachusetts to Pennsylvania.

FERALIA, *Grote* (1874).Type: *Diptera jocosu* *Guen.**jocosa* (*Guen.*), Noct. 1, p. 37; *Grote*, List (1).*Comstocki* *Grote*, List (2).*februalis* *Grote*, List (3).

New York and California.

* **MOMA**, *Hübner* (1816).Type: *Noctua orion Esper (aprilina † Hübner)*.*fallax Herr.-Sch.*, Exot. S. 80, fig. 211.

Atlantic District.

* **ACRONYCTA**, *Ochs.* (1816).Type: *Noctua leporina Linn.**viunula Grote*, Proc. Ent. Soc. Phil. 2, p. 436 (*Microcoelia*) Pl. 9, fig. 2; Trans. Am. Ent. Soc. 2 p. 118 (*Acronycta*).*grisea (Barnston) (Noctua)*; Walker, C. B. M. Noct. p. 56.*Tritona (Hübner)*, Zutr. 107-108 (*Triuena*); Guen., Noct. 1, p. 42 (*Aeronycta*).*occidentalis G. & R.*, Proc. Ent. Soc. Phil. vol. 6, p. 16.† *telum Guen.*, Noct., p. 45.*morula G. & R.*, Trans. Am. Ent. Soc. vol. 2, p. 196, Pl. 3, fig. 75.*Lobeliae Guen.*, Noct. 1, p. 44.*furcifera Guen.*, Noct. 1, p. 44.*hasta Guen.*, Noct. 1, p. 45.† *interrupta Boisd.*; Guen., Noct. 1, p. 46.*spinigera Guen.*, Noct. 1, p. 45.*connecta Grote*, Bul. Buf. Soc. Nat. Sci. vol. 1, p. 79.*funeralis G. & R.*, Proc. Ent. Soc. Phil. vol. 6, p. 17, Pl. 4, fig. 10; *Acr. americana † Harris*, Ent. Cor. p. 313, Pl. 3, fig. 3 (larva).*innotata Guen.*, Noct. 1, p. 50; *Diphthera Graefii Grote*, Ent. Proc. Soc. Phil. vol. 2, p. 68, Pl. 3, fig. 6.*Lupini Behr.*, Grote, Bul. Buf. Soc. Nat. Sci. vol. 1, p. 79.*lepusculina Guen.*, Noct. 1, p. 46; *Acr. Populi Riley*, 2d Mo. Rep., p. 119.*insita Walk.*, C. B. M. Noct. p. 61 (an spec. praec.?).*hastulifera (Abb. & Sm.) (Phalaena)* 2, Pl. 92; *Apatela americana Harris*, Ins. Inj. Veg. p. 435; *Acr. hastulifera Guen.* Noct. 1, p. 47.*dactylina Grote*, Proc. Bost. Soc. N. H., 1874, p. 239.† *acericola Guen.*, Noct. 1, p. 48; *Phalaena aceris Abb. & Sm.* 2, Pl. 93.*rubricoma Guen.*, Noct. 1, p. 49.*luteicoma G. & R.*, Trans. Am. Ent. Soc. vol. 3, p. 179, Pl. 2, fig. 83.† *brumosa Guen.*, Noct. 1, p. 52.*Verrilli G. & R.*, Trans. Am. Ent. Soc., 3, p. 178, Pl. 2, fig. 82.*noctivaga Grote*, Proc. Ent. Soc. Phil. 2, p. 437, Pl. 9, fig. 3.*superans Guen.*, Noct. 1, p. 53.*afflicta Grote*, Proc. Ent. Soc. Phil. 2, p. 438, Pl. 9, fig. 4; Trans. Am. Ent. Soc. 3, p. 179.† *longa Guen.*, Noct. 1, p. 54.*clarescens Guen.*, Noct. 1, p. 54.*ovata Grote*, Bul. Buf. Soc. Nat. Sci. 1, p. 80, Pl. 2, fig. 14.*Hamamelis Guen.*, Noct. 1, p. 52.

- dissecta* G. & R., Trans. Am. Ent. Soc. 6, p. 178, Pl. 2, fig. 81.
albarufa Grote, Proc. Bost. Soc. N. Hist., 1874, p. 239.
sperata Grote, Bul. Buf. Soc. Nat. Sci. 1, p. 81, Pl. 2, fig. 1.
lithospila Grote, Proc. Bost. Soc. N. Hist., 1874, p. 240.
*xyliniformis*³ Guen., Noct. 3, p. 400; *Acr. xylinoides* Guen., Noct. 1, p. 56;
 Riley, 5th Mo. Report, p. 126 (larva).
oblinita (Abb. & Sm.), Ins. Ga. 2, p. 157, Pl. 94 (*Phalaena*); Guen. Noct. 1, p.
 49 (*Acronycta*).
insolita Grote, Bul. Buf. Soc. Nat. Sci. 1, p. 82.
 † *modica* Walk., C. B. M. Noct. p. 56.
 † *contacta* Walk., C. B. M. Noct. p. 58.
 † *declarata* Walk., C. B. M. Noct. p. 61.
 † *impressa* Walk., C. B. M. Noct. p. 61.
 † *fasciata* (Barnston), Walk., C. B. M. Noct. p. 62.
 † *mixta* (Barnston), Walk., C. B. M. Noct. p. 62.
 † *ulmi* Harr., Ent. Cor. p. 312, Pl. 31, fig. 10 (larva).
 † *pruni* Harr., Ent. Cor. p. 313, Pl. 4, fig. 13 (larva).
 † *salicis* Harr., Ent. Cor. p. 314, fig. 44 (larva).

North temperate America.

* **JASPIDEA**, Hübner (Tentamen).

Type: *Noctua spoliatricula* W. V. (*algae* Fabr).

- lepidula* Grote, 6th Ann. Rep. Peab. Acad. Sci. p. 27.
palliatricula (Guen.), Noct. 1, p. 26 (*Bryophila*).
 † *eortiosa* (Guen.), Noct. 1, p. 30 (*Bryophila*).
teratophora (Herr.-Sch.), Exot. fig. 213; *Erastria inscripta* Walk. C. B. M.
 Noct. 808.
 † *discitineta* (Walk.), C. B. M. Noct. p. 27 (*Bryophila*).
 † *discivaria* (Walk.), C. B. M. Noct. p. 27 (*Bryophila*).
 † *discinigra* (Walk.), C. B. M. Noct. p. 28 (*Bryophila*).
 † *nana* (Hübner), Zutr. 1, S. 14, figs. 53, 54 (*Cryphia*).

North temperate America.

LITHACODIA, Hübner (1816).

Type: *Lithacodia bellicula* Hübner.

- bellicula* Hübner, Zutr. 1, figs. 85, 86.

Eastern and Middle States.

³This name is changed by Guenée on account of *Hyppa xylinoides*. It is clear, however, that the latter name, being the latest, is the one to be corrected. However, I follow Guenée's precedent to avoid confusion.

POLYGRAMMATE, *Hübner* (1816).Type: Polygrammate hebraicum *Hübner*.**hebraicum** *Hübner*, Zutr. 1, S. 10, fig. 25, 26; *Grammophora hebraea* *Guen.*, Noct. 1, p. 30.

Atlantic District.

MICROCOELIA, *Guen.* (1852).Type: Microcoelia fragilis *Guen.***fragilis** *Guen.*, Noct. 1, p. 34.**diphtheroides** *Guen.*, Noct. 1, p. 34; Grote, Proc. Ent. Soc. Phil. vol. 3, p. 78, Pl. 2, fig. 2; G. & R., Trans. Am. Ent. Soc. 2, p. 195, Pl. 3, fig. 69; var. **obliterata**, *Grote*, Proc. Ent. Soc. Phil. 3, p. 79; G. & R., Trans. Am. Ent. Soc. 2, p. 195, Pl. 3, fig. 70.

Canada to Alabama.

*** AGROTIS**, *Hübner* (Tentamen).Type: Noctua segetum *S. V.***sigmoides** (*Guen.*), Noct. 1, p. 325 (*Noctua*).**gilvipennis** *Grote*, 6th Ann. Rep. Peab. Acad. Sci. p. 28.*** angur** (*Fabr.*); *Guen.*, Noct. 1, p. 325.**fumalis** *Grote*, Bul. Buf. Soc. Nat. Sci. 1, 98.**mimallonis** *Grote*, Bul. Buf. Soc. Nat. Sci. 1, 98.**phyllophora** *Grote*, List (4).*** triangulum** (*Hufnagel*); Walk. C. B. M. Noct. 391.*** baja** (*S. V.*), S. 77.**badinodis** *Grote*, Can. Ent. 6, 13.*** e-nigrum** (*Linn.*); *Guen.*, Noct. 1, 328.**bicarnea** (*Guen.*), Noct. 1, 328 (*Noctua*).† **spissa** *Guen.*, Noct. 1, 261.**auxiliaris** *Grote*, Bul. Buf. Soc. Nat. Sci. 1, p. 96.**herilis** *Grote*, Bul. Buf. S. N. S. 1, p. 99; *jaculifera* var. *Guen.*, Noct. 1, p. 262.**tricolor** *Lintn.*, 26th Ann. Rep. N. Y. State Mus. Nat. Hist. 1874, p. 159.**subgothica** (*Hav.*); Steph. Lep. Haust. 2, 126, Pl. 22, fig. 3; *Agr. jaculifera* *Guen.*, Noct. 1, p. 262, Pl. 5, fig. 4; *Agr. jaculifera* *Riley*, 1st Mo. Rep., Pl. 1, fig. 11.**sexatilis** *Grote*, Bul. Buf. Soc. Nat. Sci. 1, p. 100.*** plecta** (*Linn.*); *Guen.*, Noct. 1, p. 326; *Chersotis plecta* *Grote*, Proc. Ent. Soc. Phil. 1, p. 218.† **ochrogaster** (*Guen.*), Noct. 1, p. 327 (*Noctua*).**vittifrons** *Grote*, Proc. Ent. Soc. Phil. 3 p. 527 (*Noctua*), Pl. 5, fig. 8; Trans. Am. Ent. Soc. 2, p. 309 (*Agrotis*).

- * *fennica* (*Tauscher*); *Guen.*, *Noct.* 1, p. 270 (California, *Behrens* No. 13).
- * *lycarum* *Ev.*, *H.-S.*, fig. 146-147 (California, *Edwards* No. 1392 and *Behrens* No. 31).
- balanitis* *Grote*, *Bul. Buf. Soc. Nat. Sci.* 1, p. 97, Pl. 3, fig. 14.
- 4-dentata* *G. & R.*, *Proc. Ent. Soc. Phil.* 4, p. 491, Pl. 3, figs. 2-3.
- ciatricosa* *G. & R.*, *Proc. Ent. Soc. Phil.* 4, p. 492, Pl. 3, fig. 4.
- pitychrous* *Grote*, *Bul. Buf. Soc. Nat. Sci.* 1, p. 82, Pl. 2, fig. 11.
- tessellata* *Harris*, *Rep. Ins. Inj. Veg.* p. 445, fig. 221.
- collaris* *G. & R.*, *Trans. Am. Ent. Soc.* 1, p. 348, Pl. 7, fig. 54.
- formalis* *Grote*, *List* (5).
- geniculata* *G. & R.*, *Trans. Ent. Soc.* 1, p. 349, Pl. 7, fig. 54.
- * *conflua* (*Treits.*); *Grote*, 6th *Ann. Rep. Peab. Acad. Sci.* p. 29.
- scandens* *Riley*, 1st *Rep. Mo.* p. 76, Pl. 1, figs. 5 to 7.
- muraenula* *G. & R.*, *Trans. Am. Ent. Soc.* 1, p. 352, Pl. 7, fig. 48.
- violaris* *G. & R.*, *Trans. Am. Ent. Soc.* 1, p. 353, Pl. 7, fig. 59.
- atrifrons* *Grote*, *Bul. Buf. Soc. Nat. Sci.* 1, p. 97.
- Wilsoni* *Grote*, *Bul. Buf. Soc. Nat. Sci.* 1, p. 135, Pl. 4, fig. 3; *List* (6).
- specialis* *Grote*, *List* (7).
- lubricans* (*Guen.*), *Noct.* 1, p. 323 (*Noctua*), Pl. 5, fig. 7.
- clandestina* (*Harris*), *Ins. Ing. Veg.* (*Noctua*), p. 448; (*Agrotis*) *Grote*, *Trans. Am. Ent. Soc.* 2, p. 309.
- brunneicollis* *Grote*, *Proc. Ent. Soc. Phil.* 3, p. 524, Pl. 5, fig. 5 (*Noctua*); *Grote*, *Trans. Am. Ent. Soc.* 2, p. 309 (*Agrotis*).
- alternata*⁴ *Grote*, *Proc. Ent. Soc. Phil.* 3, p. 526, Pl. 5, fig. 8 (*Noctua*); *Trans. Am. Ent. Soc.* 2, p. 309 (*Agrotis*).
- cupida* *Grote*, *Proc. Ent. Soc. Phil.* 3, p. 525, Pl. 5, fig. 7 (*Noctua*); *Trans. Am. Ent. Soc.* 2, p. 309 (*Agrotis*).
- *† *rava* *Herr.-Sch.*, fig. 544; *Mösch.*, *W. E. M.* 4, S. 367.
- † *imperita* (*Hüb.*), *Zutr. S.* 224, figs. 447-8 (*Ogygia*); ? *Agr. comparata* *Mösch.*, *W. E. M.* 6, S. 131, *Taf.* 1, fig. 5.
- † *dissona* *Möschler*, *W. E. M.* 4, S. 365, *Taf.* 9, fig. 4.
- † *littoralis* *Packard*, *Proc. Bost. Soc. N. H.* vol. 11, p. 36.
- † *umbratus* *Packard*, *Proc. Bost. Soc. N. H.* vol. 11, p. 37.
- † *Okakensis* *Packard*, *Proc. Bost. Soc. N. H.* vol. 11, p. 38.
- † *Wockei* *Möschler*, *W. E. M.* 6, S. 130, *Taf.* 1, fig. 2.
- † *septentrionalis* *Möschler*, *W. E. M.* 6, S. 133, *Taf.* 1, fig. 3.
- † *speciosa* (*Hüb.*); *Mösch.*, *W. E. M.* 8, S. 196.

⁴ This species seems subject to considerable variation in the extent of the dark shadings of primaries and their ground tint. I have received what is apparently a form of *A. alternata* from California. Both this and the following species have been erroneously referred by me to *Cerasitis*, *Can. Ent.* 6, p. 16.

- † *fusca* *Boisd.*; Mösch., W. E. M. 8, S. 197.
 † *Staudingeri* *Mösch.*, W. E. M. S. 132, Taf. 1, fig. 4.
 * † *islandica* *Staudgr.*, Stett. Ent. Zeit. 1857, SS. 232, 301.
 † *Drewseni* *Staudgr.*, Stett. Ent. Zeit. 1857, S. 302.
 † *Westermanni* (*Staudgr.*), Stett. Ent. Zeit. 1857, S. 303 (*Noctua*).
 † *Cochrani* *Riley*, Prairie Farmer, July, 1868 (fide Auct.); 1st Mo. Rep. 75.
repentis *G. & R.*, Trans. Am. Ent. Soc. 1, p. 350, Pl. 7, fig. 58.
 * *saucia* (*Hübner.*); Guen., Noct. 1, p. 271; *Ag. inermis* *Harris*, Ins. Iuj. Veg. p. 444.
 † *malefida* *Guen.*, Noct. 1, p. 267.
 * *exclamationis* (*Linn.*); Guen. Noct. 1, p. 280.
 * *segetum* (*S.V.*); *Agr. texanus* *Grote*, Proc. Ent. Soc. Phil., vol. 2, p. 273, Pl. 6, fig. 2.
velleripennis *Grote*, 6th Ann. Rep. Peab. Acad. Sci. p. 29.
 † *messoria* *Harris*, Ins. Inj. Veg. p. 444.
annexa (*Tr.*); Stephens, Haust. 2, p. 117, Pl. 22, fig., 2.
Vancouverensis *Grote*, Bul. Buf. Soc. Nat. Sci. 1, p. 134, Pl. 4, fig. 4.
 † *incivis* *Guen.*, Noct. 1, 274, 441.
 † *obeliscoides* *Guen.*, Noct. 1, p. 293.
 † *elimata* *Guen.*, Noct. 1, p. 333 (*Noctua*).
 * *suffusa* (*S.V.*), *Guen.*, Noct. 1, p. 268; *Agr. telifera* *Harris*, Ins. Ing. Veg. p. 443.
venerabilis *Walk.*, C. B. M. Noct. 328; *incallida* (♀) *Walk.*, C. B. M. Noct. p. 330.
 † *patula* *Walk.*, C. B. M., Noct. p. 329.
 † *haesitans* *Walk.*, C. B. M., Noct. p. 329.
 † *insignata* *Walk.*, C. B. M. Noct. p. 330.
 † *mollis* *Barnston*, *Walk.*, C. B. M. Noct. p. 331.
 † *perlentans* *Walk.*, C. B. M. Noct. p. 332.
 † *radix* *Barnston*, *Walk.*, C. B. M. Noct. p. 332.
 † *jucunda* (*Walk.*), (*Graphiphora*) C. B. M. Noct. p. 399.⁵
 Widely distributed in North America.

PLEONECTOPODA, *Grote* (1873).

Type: *Pleonectopoda Lewisi* *Grote*.

Lewisi *Grote*, Bul. Buf. Soc. Nat. Sci. 1, p. 137, Pl. 4, fig. 10.

Colorado.

⁵ At this time many of the species of this genus that I have formerly examined are inaccessible to me. The species should be separated into 2 Groups: i. e. 1, those species in which all the tibiae are spinose, and 2, those in which the middle and hind tibiae alone are armed. The present arrangement is provisional.

ADITA, Grote (1874).Type: *Phalaena Chionanthi Abb. & Sm.***Chionanthi** (*Abb & Sm.*), 2, Pl. 98; Grote, List (8).

New York, Georgia.

* **EUROIS**, Hübner (1816).Type: *Eurois occulta Hübner.** **occulta** *Hübner*; Grote, Can. Ent. 6, p. 13; *Hadena implicata* Lef., Ann. Soc. Ent. Fr. 5, p. 394, Pl. 10, fig. 4.**herbacea** (*Guen.*), Noct. 2, p. 73 (*Polyphaenis*).

Labrador to Middle States.

* **AMMOCONIA**, Led. (1857).Type: *Noctua caecimacula S. V.***badicollis** *Grote*, Bul. Buf. Soc. Nat. Sci. 1, p. 136, Pl. 4, fig. 18.

Middle States.

* **MAMESTRA**, *Ochsenheimer* (1816).Type: *Noctua pisi Linn.***purpurissata** *Grote*, Proc. Ent. Soc. Phil. 3, p. 82, Pl. 1, fig. 5 (*Eurois*); Bul. Buf. Soc. Nat. Sci. 1, p. 102 (*Mamestra*).**nimbosa** (*Guen.*), Noct. 2, p. 77 (*Aplecta*); *Grote*, Bul. Buf. Soc. Nat. Sci. 1, p. 102 (*Mamestra*).**imbrifera** (*Guen.*), Noct. 2, p. 76 (*Aplecta*); *Grote*, l. c., p. 103 (*Mamestra*).**latex** (*Guen.*), Noct. 2, p. 78 (*Aplecta*); *Grote*, l. c., p. 103 (*Mamestra*); *Apamea demissa* Walk. C. B. M. Noct. 728.**condita** (*Guen.*), Noct. 2, p. 78 (*Aplecta*), Pl. 8, fig. 5.**euneata** *Grote*, Bul. Buf. Soc. Nat. Sci. 1, p. 139, Pl. 4, fig. 9.* **grandis** (*Boisd.*), Gen. 950 (*Hadena*); Led. Noct. 90 (*Mamestra*).**subjuncta** (*G. & R.*), Trans. Am. Ent. Soc. 2, p. 198, Pl. 3, fig. 71 (*Hadena*); *Grote*, Bul. Buf. Nat. Sci. 1, p. 282 (*Mamestra*).**atlantica** *Grote*; *W-latinum* † *Guen.* Noct. 2, p. 105.**Farnhami** *Grote*, Bull. Buff. Soc. Nat. Sci. 1, p. 103, Pl. 3, fig. 2.* **brassicae** (*Linn.*); *Grote*, Bul. Buf. Soc. Nat. Sci. 1, p. 103.**confusa** (*Hübner*), Zutr. 495-496 (*Auehmis*).**chartaria** *Grote*, Bul. Buf. Soc. Nat. Sci. 1, p. 133, Pl. 4, fig. 12.* **chenopodii** (*S. V.*); *Grote* l. c., p. 104.**albifusa** (*Walk.*), C. B. M. 753 (*Hadena*); *Grote*, l. c., p. 104 (*Mamestra*).**legitima** *Grote*, Proc. Ent. Soc. Phil. 3, p. 82, Pl. 2, fig. 4 (*Apamea*); Proc. Bost. Soc. Nat. Hist. 16, p. 241 (*Mamestra*).

*claviplena*⁶ Grote, Bul. Buf. Soc. Nat. Sci. 1, p. 194.

niveiguttata Grote, l. c., p. 140, Pl. 4, fig. 16.

puerilis Grote, List (9).

lorea (Guen.), Noct. 1, p. 126 (*Hydrocicia*).

cinnabarina Grote, Proc. Bost. Soc. Nat. Hist. p. 241 (1874).

laudabilis (Guen.), Noct. 2, p. 30 (*Heateera*) Pl. 8, fig. 4; Grote, Proc. Bost. Soc. N. Hist. 16, p. 241 (*Mamestra*); *Hapalia indicans* Walk., 359.

*4-lineata*⁷ Grote, Bul. Buf. Soc. Nat. Sci. 1, p. 140, Pl. 4, fig. 15.

Widely distributed in North America.

* **DIANTHOECIA**, *Boisd.* (1834).

Type: *Noctua carpophaga* Borkh.

leucogramma Grote, Bul. Buf. Soc. Nat. Sci. 1, p. 140; Grote, List (10).

capsularis Guen., Noct. 2, p. 22, Pl. 8, fig. 3; *Raphia propulsa* Walk. C. B. M. Noct. 529.

† *phoca* Mösch., W. E. M. 8, S. 197, Taf. 5, fig. 15.

† *subdita* Mösch., W. E. M. 4, S. 363, Taf. 9, fig. 7.

meditata Grote, Bul. Buf. Soc. Nat. Sci. 1, p. 104.

rufula Grote, List (11).

insolens Grote, List (12).

Labrador, Eastern States, California.

* **ONCOCNEMIS**, *Led.* (1857).

Type: *Agrotis confusa* Ev. (non Tr.)

Behrensi Grote, List (13).

Dayi Grote, Bul. Buf. Soc. Nat. Sci. 1, p. 105, Pl. 3, fig. 8.

Hayesi Grote, Bul. Buf. Soc. Nat. Sci. 1, p. 106, Pl. 3, fig. 13.

Glennyi Grote, Bul. Buf. Soc. Nat. Sci. 1, p. 141, Pl. 4, fig. 17.

Chandleri Grote, Bul. Buf. Soc. Nat. Sci. 1, p. 107, Pl. 3, fig. 9.

California, Colorado Territory.

EUCOPTOCNEMIS, *Grote* (1874).

Type: *Helioph. fimbriaris* Guen.

† *fimbriaris* (Guen.), Noct. 1, p. 172 (*Heliophobus*).

Am. Sept.

⁶ In this species there is usually a reddish or yellowish dusting on the primaries on the sub basal space and about the median spots not noticed in my original description.

⁷ "Santa Clara," No. 26, Mr. Behrens. A number of specimens received. This species is smaller than *laudabilis*, wanting all green color, and differs by the dash at internal angle of primaries, the dark median lines, and by the course of the t. a. line which is not waved, but runs more straightly outwardly obliquely to below the cell, widening the extra basal space. In one specimen the usually pale basal spaces are powdered with blackish.

COPIPANOLIS, *Grote* (1874.)Type: *Copipanolis cubilis* *Grote*.**cubilis** *Grote*, 6th Ann. Rep. Peab. Acad. Sci. p. 30.

Michigan and New England.

* **POLIA**, *Hübner* (Tentamen).Type: *Noctua flavicincta* *S. V.***leucoscelis** *Grote*, 6th Ann. Rep. Peab. Acad. Sci. p. 30.

Wisconsin.

PACHYPOLIA, *Grote* (1874.)Type: *Pachypolia atricornis* *Grote*.**atricornis** *Grote*, 6th Ann. Rep. Peab. Acad. Sci. p. 30.

Wisconsin.

* **VALERIA**, *Germer* (1821).Type: *Noctua oleagina* *S. V.***Grotei** *Morrison*, Bul. Buf. Soc. Nat. Sci. 1, p. 274.

Eastern States.

* **LAMPROSTICTA**, *Hübner* (1816).Type: *Noctua culta* *S. V.*† **cora** (*Hübner*), *Zutr.* 1, 14 (*Cerma*), figs. 59-60; *Chariptera festa* *Guen.*, *Noct.* 2, p. 57, Pl. 7, fig. 5.

Southern States.

HOMOHADENA,⁸ *Grote* (1873).Type: *Hadena badistriga* *Grote*.**badistriga** *Grote*, Bul. Buf. Soc. Nat. Sci. 1, p. 181.

Canada, New York.

CHYTONIX, *Grote* (1874).Type: *Apamea iaspis* *Guen.***iaspis** (*Guen.*), *Noct.* 1, 209; *Grote*, *List* (14).

New York.

* **HADENA**, *Schrank* (in sensu *Led.*).**Bridghami** (*G. & R.*), *Proc. Ent. Soc. Phil.* 6, p. 11, Pl. 3, fig. 1 (*Mamestra*).* **arctica** *Boisdu.*, *Gen.* 947; *Mamestra amica* † *Harris*; *Grote*, *Proc. Bost. Soc. Nat. Hist.* 16, 241.

⁸ The vestiture of the thorax consists of flattened, mixed with hair-like scales; this character allies *Homohadena* and *Chytonix* with *Lamprosticta*.

- devastator** (*Brace*), (*Phalaena*); ? *Mamestra passer* Guen., Noct. 1, p. 195; *Mamestra ordinaria* Walk., Noct. p. 232; ? *Mamestra unicolor* Walk., Noct. 233; ? *Mam. contenta* Walk., Noct. 233; Grote, Bul. Buf. Soc. Nat. Sci. 1, p. 108 (*Hadena*).
- impulsa** (*Guen.*), Noct. 1, p. 194 (*Mamestra*); (*Hadena*) Grote, Bul. Buf. Soc. Nat. Sci. 1, p. 108.
- adjecta** (*Boisd.*), (*Miselia*); Guen., Noct. 1, p. 199, Pl. 6, fig. 10 (*Mamestra*); Grote, Bul. Buf. Soc. Nat. Sci. 1, p. 108 (*Hadena*).
- apamiformis** (*Guen.*), Noct. 1, p. 137 (*Xylophasia*); Grote, Bul. Buf. Soc. Nat. Sci. 1, p. 109 (*Hadena*).
- * **rurea** (*Fabr.*), (*Noctua*); Guen., Noct. 1, p. 138 (*Xylophasia*).
- † **insulsa** Walk., C. B. M. Noct. 234 (*Mamestra*).
- sputator** Grote, Bul. Buf. Soc. Nat. Sci. 1, p. 190; *Apamea? insignata* || Walk., C. B. M., p. 729.
- dubitans** Walk., C. B. M., p. 232 (*Mamestra*); Grote, l. c., p. 108 (*Hadena*).
- genialis** Grote, List (15).
- lignicolora** (*Guen.*), Noct. 1, p. 140 (*Xylophasia*); Grote, Bul. Buf. Soc. Nat. Sci. 1, p. 109 (*Hadena*).
- aurantiicolor** Grote, Bul. Buf. Soc. Nat. Sci. 1, p. 109.
- verbaseoides** (*Guen.*), Noct. 1, p. 141 (*Xylophasia*); Grote, Bul. Buf. Soc. Nat. Sci. 1, p. 109 (*Hadena*).
- sectilis** (*Guen.*), Noct. 1, p. 141 (*Xylophasia*); Grote, Bul. Buf. Soc. Nat. Sci. 1, p. 109 (*Hadena*).
- cariosa** (*Guen.*), Noct. 1, p. 144 (*Xylophasia*); Grote, Can. Ent. 6, p. 15 (*Hadena*).
- finitima** (*Guen.*), Noct. 1, p. 206 (*Apamea*).
- † **maetata** (*Guen.*), Noct. 1, p. 207 (*Apamea*).
- modica** (*Guen.*), Noct. 1, p. 207 (*Apamea*); *Celaena subcedens* Walk., 264.
- † **remissa** (*Hüb.*), 423; Guen., Noct. 1, p. 208 (*Apamea*); ?? Walk., p. 729.
- turbulenta** (*Hüb.*), Zutr. figs. 67-68 (*Phosphila*); Grote, Bul. Buf. Soc. Nat. Sci. 1, p. 180 (*Hadena*).
- *† **exulis** Lefb., Ann. Soc. Ent. Fr. 5, p. 393, Pl. 10, fig. 2; *groenlandica* Lefb., Ann. Soc. Ent. Fr.; H.-S., fig. 151; *gelata* Lefb., Ann. Soc. Ent. Fr. 5, 393, Pl. 10, fig. 3; *Neuria cervina* H.-S.; *Crymodes poli* Guen., Noct. 1, p. 187; *Crymodes gelida* Guen., Noct. 1, p. 186; *Crymodes borea* Guen., Noct. 1, p. 186; *Had. marmorata* Zett., Ins. Lap. 397.
- † **Sommeri** Lefb., Ann. Soc. Ent. Fr. 5, p. 391, Pl. 10, fig. 1.
- † **exornata** Möschl., W. E. M. 4, S. 364, Taf. 9, fig. 5.
- marina** Grote, List (16).
- miselioides** Guen., Noct. 2, p. 82; H.-S., Ex. fig. 212.
- fractilinea** Grote, Can. Ent. 6, p. 15.
- distincta** (*Hüb.*); G. & R., Trans. Am. Ent. Soc. 2, p. 197, Pl. 3, fig. 72.

- † *indocilis* (*Walk.*), C. B. M. Noct. 178 (*Xylophasia*).
 † *libera* (*Walk.*), C. B. M. Noct. 178 (*Xylophasia*).
 † *arcuata* (*Walk.*), C. B. M. Noct. 718 (*Xylophasia*).
 † *vineta* (*Walk.*), C. B. M. Noct. 730 (*Miana*).
 † *irresoluta* (*Walk.*), C. B. M. Noct. 731 (*Celaena?*).
 † *festivoides* (*Guen.*), Noct. 1, p. 220 (*Celaena*).
chalconia (*Hübner*), 404; *Guen.* Noct. 1, p. 221 (*Celaena*).
 † *arna* (*Guen.*), Noct. 1, p. 222 (*Celaena*).
 † *exesa* (*Guen.*), Noct. 1, p. 222 (*Celaena*).
renigera (*Steph.*), 2, p. 16 (*Celaena*); *Cel. herbimacula* *Guen.* Noct. 1, p. 223.
 † *intracta* *Walk.*, C. B. M. p. 884.
 † *punctifera* (*Walk.*), C. B. M. p. 263 (*Celaena*).
 † *infecta* (*Walk.*), C. B. M. p. 263 (*Celaena*).
 † *egens* (*Walk.*), C. B. M. p. 263 (*Celaena*).
 † *erecta* (*Walk.*), C. B. M., p. 264 (*Celaena*).
 Labrador to Southern States and California.

PERIGEIA, *Guenée* (1852).

Type: *Perigea xanthioides* *Guen.*

xanthioides *Guen.* Noct. 1, p. 227.

† *infelix* *Guen.*, Noct. 1, p. 229.

Middle and Southern States.

* **DIPTERYGIA**, *Stephens* (1829).

Type: *Noctua pinastri*, *Linn.*

* *pinastri* (*Linn.*); *Grote*, Proc. Ent. Soc. Phil. 1, p. 218.

Atlantic States.

* **HYPPA**, *Duponchel* (1844).

Type: *Noctua rectilinea* *Esper.*

xylinoides *Guen.*, Noct. 2, p. 106, Pl. 8, fig. 11; *Xylina contraria* *Walk.* C. B.

M. Noct. p. 627.

Eastern and Middle States.

* **ACTINOTIA**, *Hübner* (1816).

Type: *Noctua perspicillaris* *Linn.*

ramosula (*Guen.*), Noct. 2, p. 114, Pl. 9, fig. 1 (*Cloantha*); *Grote*, Bul. Buf.

Soc. Nat. Sci. 1, p. 83, Pl. 2, fig. 16.

evicta *Grote*, Bul. Buf. Soc. Nat. Sci. 1, p. 84 (*Cloantha*), Pl. 2, fig. 18.

vomerina *Grote*, Bul. Buf. Soc. Nat. Sci. 1, p. 84 (*Cloantha*), Pl. 2, fig. 17.

Eastern and Middle States.

***CALLOPISTRIA**, *Hübner* (1816).Type: *Noctua pteridis* *Fabr.*† *floridensis* (*Guen.*), *Noct.* 2, p. 192 (*Eriopus*); *Walk.*, (*Callopistria*), C. B. M. *Noct.* p. 862.*mollissima* (*Guen.*), *Noct.* 2, p. 294 (*Eriopus*); *Walk.*, (*Callopistria*) C. B. M. *Noct.* p. 863; *Erastria rubicunda* *Walk.*, l. c., 808.*monetifera* (*Guen.*), *Noct.* 2, p. 295, Pl. 14, fig. 4 (*Eriopus*); *Walk.*, (*Callopistria*) C. B. M. *Noct.* p. 863.† *granitosa* (*Guen.*), *Noct.* 2, p. 295; *Walk.*, C. B. M. *Noct.* p. 863 (*Callopistria*).† *argentina* *Walk.*, C. B. M. *Noct.* p. 863.

Middle and Southern States.

***PRODENIA**, *Guenée* (1852).Type: *Neuria retina* *Friv.*, H.-S.*Commelinae* (*Abb. & Sm.*), *Ins. Ga.* 2, p. 189, Pl. 95 (*Phaluena*); *Guen.*, *Noct.* 1, p. 162 (*Prodenia*).*ornithogalli* *Guen.*, *Noct.* 1, p. 163.

Middle and Southern States.

EUPSEPHOPAECTES, *Grote* (1873).Type: *Eupsephopaectes procinctus* *Grote*.*procinctus* *Grote*, *Bul. Buf. Soc. Nat. Sci.* 1, p. 138, Pl. 4, fig. 6.

California.

CONSERVULA, *Grote* (1874).Type: *Phlogophora anodonta* *Guenée*.*anodonta* (*Guen.*), *Noct.* 2, p. 63, Pl. 7, fig. 8.

Middle States.

***TRIGONOPHORA**, *Hübner* (1816).Type: *Trigonophora empyrea* *Hübner*.*periculosa* (*Guen.*), *Noct.* 2, p. 65 (*Phlogophora*).

Middle States.

EUPLEXIA**, *Stephens* (1829.)Type: *Noctua lucipara* *Linn.lucipara* (*Linn.*), *Guen.*, *Noct.* 2, p. 68.

Canada, southward.

* **BROTOLOMIA**, *Led.* (1857).Type: *Noctua meticolosa* *Linn.*

iris (*Guen.*), *Noct.* 2, p. 64; *Grote*, (*Brotolomia*) *Bul. Buf. Soc. Nat. Sci.* 1, p. 110.
Middle States.

* **NEPHELODES**, *Guenée* (1852).Type: *Nephelodes minians* *Guenée*.

minians *Guen.*, *Noct.* 1, p. 130; *Graphiphora expansa* *Walk.*, *C. B. M. Noct.*
p. 399.

violans *Guen.*, *Noct.* 1, p. 130.

Canada, southward.

* **HELOTROPHA** *Led.* (1857).Type: *Diataraxia fibrosa* *Hübner*.

reniformis *Grote*, *Can. Ent.* 6, p. 14 (*Luperina*).

Canada to Middle States.

* **NAENIA**, *Stephens* (1829).Type: *Noctua typica* *Linn.*

*† *typica* (*Linn.*); *Walk.*, *C. B. M. Noct.* 1020; *Bethune*, *Can. Ent.* 1, 87.

Canada, United States.

* **HYDROECIA**, *Guenée* (1841).Type: *Noctua nictitans* *Linn.*

nictitans (*Linn.*); *Guen.* *Noct.* 1, p. 126.

v. erythrostigma (*Haworth*).

sera *G. & R.*, *Trans. Am. Ent. Soc.* vol. 1, p. 345, Pl. 7, fig. 55.

inquaesita (*G. & R.*), *Trans. Am. Ent. Soc.* vol. 1, p. 344 (*Gortyna*).

† *salicarum* (*Barnston*), *Walk.* *C. B. M. Noct.* 717.

California, Canada, southward.

* **GORTYNA**, *Hübner* (1816).Type: *Noctua micacea* *Esper*.

immanis (*Guen.*), *Noct.* 1, p. 128 (*Hydroecia*).

stramentosa (*Guen.*), *Noct.* 1, p. 129, Pl. 6, fig. 2 (*Hydroecia*).

limpida *Guen.*, *Noct.* 1, p. 124; *Gort. cerussata* *Grote*, *Proc. Ent. Soc. Phil.* 2,
p. 431, Pl. 9, fig. 1.

rutila *Guen.*, *Noct.* 1, p. 123, Pl. 6, fig. 1.

† *marginidens* *Guen.*, *Noct.* 1, p. 123.

nebris *Guen.*, Noct. 1, p. 124.

nitela *Guen.*, Noct. 1, p. 124.

speciosissima *G. & R.*, Trans. Am. Ent. Soc. vol. 1, p. 342, Pl. 7, fig. 52.

cataphracta *Grote*, Proc. Ent. Soc. Phil. 3, p. 81, Pl. 2, fig. 3.

Canada, southward.

* **OCHRIA**, *Hübner* (1816).

Type: *Noctua flavago* *Linn.*

purpurifascia (*G. & R.*), Trans. Am. Ent. Soc. vol. 1, p. 341 (*Gortyna*), Pl. 7, fig. 51.

Eastern and Middle States, California.

* **NONAGRIA**, *Ochs.* (1816).

Type: *Noctua typhae* *Esper.*

† *inquinata* *Guen.*, Noct. 1, p. 104.

† *enervata* *Guen.*, Noct. 1, p. 105.

fodiens *Guen.*, Noct. 1, p. 105.

*† *typhae* (*Esper.*), *Guen.* Noct. 1, p. 109.

New York, southward.

ARZAMA, *Walker* (1865).

Type: *Arzama densa* *Walk.*

densa *Walk.*, C. B. M. Supp. p. 645.

obliquata *G. & R.*, Trans. Am. Ent. Soc. vol. 1, p. 339, Pl. 6, fig. 47.

vulnificæ *Grote*, Trans. Am. Ent. Soc. vol. 4, p. 294.

Georgia and Middle States.

MACRONOCTUA, *Grote* (1874).

Type: *Macronoctua onusta* *Grote.*

onusta *Grote*, 6th Ann. Rep. Peab. Acad. Sci. p. 31.

Illinois.

ADMETOVIS, *Grote* (1873).

Type: *Admetovis oxymorus* *Grote.*

oxymorus *Grote*, Bul. Buf. Soc. Nat. Sci. 1, p. 133, Pl. 4, fig. 5.

California.

CIRRHOPHANUS, *Grote* (1872).

Type: *Cirrhophanus triangulifer* *Grote.*

triangulifer *Grote*, Can. Ent. 4, p. 187.

Missouri.

EUTHISANOTIA, *Hübner* (1816).Type: *Phalaena Timais Cramer*.**Timais** (*Cramer*), 275 B.; *Philoehrysa regnatrix Grote*, Proc. Ent. Soc. Phil. 2, pp. 399, 441.

Atlantic Coast.

SCOLECOCAMPA, *Guenée* (1852).Type: *Scolecocampa ligni Guenée*.**liburna** (*Geyer*), (*Clytic*) *Zutr.* 482, figs. 963, 964; *Scol. ligni Guen.*, Noct. 1, p. 131, Pl. 6, fig. 3.

Middle and Southern States.

ACHATODES, *Guenée* (1852).Type: *Achatodes sandix Guenée*.**zeae** (*Harris*), Rep. Ins. Inj. Veg. p. 439, Pl. 7, fig. 9 (*Gortyna*); *Ach. sandix Guen.* Noct. 1, p. 132, Pl. 6, fig. 4; *Ach. zeae Grote*, Proc. Ent. Soc. Phil., 3, p. 540.

Eastern and Middle States.

PLATYSENTA, *Grote* (1874).Type: *Platysenta atriciliata Grote*.**atriciliata Grote**, 6th Ann. Rep. Peab. Acad. Sci. p. 32.

Middle States.

DORYODES, *Guenée* (1857).Type: *Ligia acutaria H.-S.***acutaria** (*Herr.-Sch.*), Supp. S. 74, fig. 447; *Guen.*, (*Doryodes*) *Phal.* 2, p. 233, Pl. 17, fig. 6; *Clemens Proc. Acad. Nat. Sci. Phil.* 1860, p. 251.† **spadaria Guen.**, *Phal.* 2, p. 234.

Eastern to Southern States.

* **SENTA**, *Stephens* (1834).Type: *Nonagria ulvae Hübner*.**defecta Grote**, 6th Ann. Rep. Peab. Acad. Sci. p. 33.

Eastern States.

OMMATOSTOLA, *Grote* (1873).Type: *Ommatostola Lintneri Grote*.**Lintneri Grote**, *Bul. Buf. Soc. Nat. Sci.* 1, p. 112.

Eastern and Middle States.

ABLEPHARON, Grote (1873).Type: *Leucania Henrici* Grote.

- Henrici** Grote, Bul. Buf. Soc. Nat. Sci. 1, pp. 10, 112, Pl. 1, fig. 15.
evanidum Grote, Bul. Buf. Soc. Nat. Sci. 1, pp. 10, 112, Pl. 1, fig. 16.
fumosum Morrison, Bul. Buf. Soc. Nat. Sci. 1, p. 275.

Eastern and Middle States.

* **HELIOPHILA**, Hübner (Tentamen).Type: *Noctua pallens* Linn.

- * **pallens** (Linn.); Guen., Noct. 1, p. 93 (*Leucania*).
phragmitidicola (Guen.), Noct. 1, p. 89 (*Leucania*).
Harveyi Grote, Bul. Buf. Soc. Nat. Sci. 1, p. 9, Pl. 1, fig. 14; *Leuc. albilinea*
 Guen. (nec. Hübner) Noct. 1, p. 89.
rubripennis (G. & R.), Trans. Am. Ent. Soc. vol. 3, p. 179, Pl. 2, fig. 77 (*Leuc.*).
commoides (Guen.), Noct. 1, p. 86 (*Leucania*).
 † **scirpicola** (Guen.), Noct. 1, p. 84 (*Leucania*).
 † **juncicola** (Boisd.), Guen., Noct. 1, p. 83 (*Leucania*).
 † **linita** (Guen.), Noct. 1, p. 81 (*Leucania*).
 † **insueta** (Guen.), Noct. 1, p. 81 (*Leucania*).
 † **extincta** (Guen.), Noct. 1, p. 79 (*Leucania*).
 † **videns** (Guen.), Noct. 1, p. 78 (*Leucania*).
unipuncta (Haworth); *Leuc. extranea* Guen., Noct. 1, p. 77.
pseudargyria (Guen.), Noct. 1, p. 74 (*Leucania*).
 † **rufostriata** (Packard), Proc. Bost. Soc. N. H. vol. 11, p. 36 (*Leucania*).
 † **obusta** (Guen.), Noct. 1, p. 74 (*Leucania*).
 † **ebriosa** (Guen.), Noct. 1, p. 74 (*Leucania*), Pl. 3, fig. 11.
 † **diffusa** (Walk.), C. B. M., Noct. p. 94 (*Leucania*).
 † **multilinea** (Walk.), C. B. M., Noct. p. 97 (*Leucania*).
 † **contraria** (Walk.), C. B. M., Noct. p. 78 (*Mythimna*).
 † **litte** (Guen.), Noct. 1, p. 71 (*Leucania*).
 † **tripars** (Walk.), Noct. p. 78 (*Mythimna*).
 † **vetusta** (Walk.), Noct. p. 78 (*Mythimna*).

Canada to California, and southward.

UFEUS, Grote (1873).Type: *Ufeus satyricus* Grote.

- satyricus** Grote, Bul. Buf. Soc. Nat. Sci. 1, p. 101, Pl. 3, fig. 4.
plicatus Grote, Bul. Buf. Soc. Nat. Sci. 1, p. 102; Proc. Bost. Soc. N. H. 16, p. 241.

Canada to California.

ZOSTEROPODA, Grote (1874).Type: *Zosteropoda hirtipes* Grote.**hirtipes** Grote, List (17).

California.

MONODES, Guenée (1852).Type: *Monodes nucicolora* Guen.† **nucicolora** Guen., Noct. 1, p. 241.

Florida.

*** LAPHYGMA**, Guenée (1852).Type: *Telmia exigua* Hübn.**frugiperda** (Abb. & Sm.), (*Phalaena*) vol. 2, Pl. 96; Geyer, 683, 684; Guen., Noct. 1, p. 159, (*Laphygma*); *Prodenia autumnalis*, Riley, 3d Mo. Rep. p. 116.

Canada, southward.

CARADRINA, Oechsenheimer (1816).Type: *Noctua respersa* S.V.† **tarda** Guen., Noct. 1, p. 243.**miranda** Grote, Bul. Buf. Soc. Nat. Sci. 1, p. 11.**grata** Hübn., Zutr. 71, 72 (*Elaphria*).† **multifera** Walk., C. B. M., Noct. 293; Bethune Can. Ent. 1, 85.

Canada, southward.

*** PYROPHILA**, Hübner (Tentamen).Type: *Noctua pyramidea* Linn.**pyramidoides** (Guen.), Noct. 2, p. 413; var. *inornata* Grote, Proc. Ent. Soc. Phil. 3, p. 86; aberr. *conspersa* Riley, 3d Mo. Rep. p. 75.*** tragopoginis** (Linn.); *Agr. repressus* Grote, Can. Ent. 3, p. 162; l. c., Saunders, (*larva*) p. 193.

Canada, southward, and California.

CERAMICA, Guenée (1852).Type: *Ceramica exusta* Guen.**pieta** (Harris), (*Mamestra*) Ins. Inj. Veg. p. 452; *Cer. exusta* Guen., Noct. 1, p. 344, Pl. 5, fig. 9.† **vindemialis** Guen., Noct. 1, p. 344.† **w-album** Guen., Noct. 1, p. 345.

Canada, southward.

* **TAENIOCAMPA**, *Guenée* (1841).Type: *Noctua stabilis* W. V.*alia* *Guen.*, Noct. 1, p. 354.† *hibisei* *Guen.* Noct. 1, p. 355 (desc. from Abbot's MS. figures).*oviduea* *Guen.*, Noct. 1, p. 357.† *styracis* *Guen.*, Noct. 1, p. 357 (described from Abbot's MS. figures).†* *incerta* (*Hufn.*); *Oth instabilis* Fitch, Trans. N. Y., Agr. Soc. 16, 343.

Canada, southward.

* **PACHNOBIA**, *Guenée* (1852).Type: *Noctua rubricosa* W. V.*cornuta* *Grote*, List (18).† *carnea* (*Thunb.*); Möschler, W. E. M. 4, p. 361.

Labrador, California.

ORTHODES, *Guenée* (1852).Type: *Orthodes infirma* *Guen.**infirma*⁹ *Guen.*, *Orth. infirma* A, *Guen.* Noct. 1, p. 375.† *cynica* *Guen.*, Noct. 1, p. 375.† *nimia* *Guen.*, Noct. 1, p. 376.† *candens* *Guen.*, Noct. 1, p. 376.† *vecors* *Guen.*, Noct. 1, p. 376.

New York, southward.

ZOTHECA, *Grote* (1874).Type: *Zotheca tranquilla* *Grote*.*tranquilla* *Grote*, List (19).

California.

ANOMIS, *Hübner* (1816).Type: *Anomis erosa* *Hübner*.*erosa* *Hübner*, *Zutr.* S. 19, figs. 288, 287.† *fulvida* *Guen.*, Noct. 2, p. 397 (an spec. praec.?).

Southern States.

⁹ In this species the eyes are hairy. The lines on the fore wings are relieved by narrow yellowish or pale shades. All the markings distinct and carried out. Ordinary spots contiguous (in some specimens more so than in others); also circled by fine pale annuli. Median lines trapezoidal. The general color is dull rosy brown; squamation smooth. *Expanse* 32 m. m.

ALETIA, *Hübner* (1823).Type: *Aletia argillacea* *Hübner*.

argillacea *Hübner*, *Zutr.* (*Aletia*) 399, 400; *Noctua xyliana* Say, *Lec. Ed.* 2, p. 370; *Anomis grandipuncta* Guen., *Noct.* 2, p. 400; *Anomis bipunctina* Guen. *Noct.* 2, p. 400; *Grote*, *Bul. Buf. Soc. Nat. Sci.* 1, pp. 122 and 170.
 † *luridula* (*Guen.*), *Noct.* 2, p. 401 (*Anomis*).

Canada to Brazil.

EULEPIDOTIS, *Hübner* (1818).Type: *Eulepidotis alabastraria* *Hübner*.† *alabastraria* *Hübner*, *Zutr.* 2, S. 22, figs. 311, 312.

Savannah.

PTERAETHOLIX *Grote* (1873).Type: *Pter. bullula* *Grote*.*bullula* *Grote*, *Trans. Am. Ent. Soc.*, 4, p. 299.

Alabama.

MYTHIMNA, *Ochs.* (1816).Type: *Noctua acetosellae* *W. V.*† *eulea* *Guen.*,¹⁰ (*Mesogona*) *Noct.* 1, p. 404.

Florida.

* **CALYMNIA**, *Hübner* (1816).Type: *Noctua trapezina* *Linn.**orina* (*Guen.*), (*Cosmia*) *Noct.* 2, p. 10; *Grote*, *Can. Ent.* 5, 205; *Saunders*, *C. E.* 5, 206 (larva).

Canada and Middle States.

* **IPIMORPHA**, *Hübner* (1816).Type: *Noctua subtusa* *D. & S.**pleonectusa* *Grote*, *Bul. Buf. Soc. Nat. Sci.* 1, p. 191.

New York.

* **ATETHMIA**, *Hübner* (1816).Type: *Atethmia xerampelina* *Hübner*.*pampina* (*Guen.*), *Noct.* 1, p. 402, Pl. 7, fig. 2 (*Cirrhocdia*).

Canada, southward.

¹⁰ Guenée's remark p. 404: "dans les quelles les auteurs avaient d'abord classé le genre entier." is made of course without reference to Hübner, who had clearly circumscribed the genus in 1816.

CHOEPHORA *G. & R.* (1868).Type: *Choephora fungorum* *G. & R.**fungorum* *G. & R.*, Trans. Am. Ent. Soc. 2, p. 200, Pl. 3, fig. 74.

New York, southward.

* **CLEOCERIS** *Boisd.* (teste *Led.*).Type: *Noctua vimivialis* *Fabr.*† *onychina* (*Guen.*), Noct. 2, p. 48 (*Epunda*).

North America.

* **ORTHOSIA** *Ochs.* (1816).Type: *Noctua lota* *Linn.**viatica* *Grote*, 6th Ann. Rep. Peab. Acad. Sci. p. 33.*decliva* *Grote*, 6th Ann. Rep. Peab. Acad. Sci. p. 34.*iuulta* *Grote*, 6th Ann. Rep. Peab. Acad. Sci. p. 34.*apiata* *Grote*, 6th Ann. Rep. Peab. Acad. Sci. p. 34.† *insciens* *Walk.*, C. B. M., Noct. p. 746.

Canada, southward.

* **XANTHIA**, *Hübner* (Tentamen).Type: *Noctua fulvago* *Linn.**rufago* *Hübner*, Zutr. 61, 62 (*Jodia*); *Guen.*, (*Xanthia*) Noct. 1, p. 392.*aurantiago* *Guen.*, Noct. 1, p. 394, Pl. 7, fig. 1.† *bicolorago* *Guen.*, Noct. 1, p. 397.*ferruginoides* *Guen.*, Noct. 1, p. 398; *bicolorago* † *Walk.*, C. B. M. Noct. p. 464;*G. & R.*, Trans. Am. Ent. Soc. 3, p. 78; *Xanthia spureata* *Walk.*, C. B. M., Noct., p. 749.*ralla* *G. & R.*, Trans. Am. Ent. Soc. 1, p. 346, Pl. 7, fig. 49.*euroa* *G. & R.*, Trans. Am. Ent. Soc. 4; *puta* (n. b. l.), *G. & R.* Trans. Am. Ent.

Soc. 1, p. 347, Pl. 7, fig. 50.

* *gilvago* (*W. V.*); *Grote*, Proc. Ent. Soc. Phil. 3, p. 95.† * *silago* (*Hübner*); *Walk.*, C. B. M. Noct. 461.† (?) *chloropha* (*Hübner*), Zutr. 1, No. 37, figs. 73, 74 (*Xestia*).

Canada, southward.

* **GLAEA**,¹¹ *Hübner* (Tentamen).Type: *Noctua vaccinii* *Linn.*† *anchoelioides* (*Guen.*), *Noct.* 1, p. 384 (*Cerastis*).

Am. Sept.

* **SCOPELOSOMA**, *Curtis* (1840).Type: *Noctua satellitia* *Linn.***Graeflana** *Grote*, *List* (20).**ceromatica** *Grote*, *List* (21).**vinulenta** *Grote*, *Proc. Ent. Soc. Phil.* 2, p. 440 (*Dichagramma*), *Pl.* 9, fig. 6;
List (22).**Morrisoni** *Grote*, *List* (23).**Walkeri** *Grote*, *Proc. Ent. Soc. Phil.* 2, p. 439 (*Dichagramma*); *Bul. Buf. Soc.*
Nat. Sci. 1, p. 192 (*Scopelosoma*); *List* (24).**sidus** *Guen.*, *Noct.* 1, p. 386; *Grote*, *List* (25).

Canada to Texas.

* **SCOLIOPTERYX**, *Germar* (1821).Type: *Noctua libatrix* *Linn.** **libatrix** (*Linn.*); *Walk.*, *C. B. M.*, *Noct.* p. 1011.

Canada to Texas.

* **LITHOPHANE**, *Hübner* (1816).Type: *Noctua petrificata* *W. V.** **socia** (*Hufnagel*); *petrificata* *W. V.*; *Xyl. vulgaris* *G. & R.*, *Proc. Ent. Soc. Phil.*
6, p. 18, *Pl.* 3, fig. 2; *Lithophane socia* *Grote*, 6th *Ann. Rep. Peab. Acad.*
Sci. p. 36.**petulea** *Grote*, 6th *Ann. Rep. Peab. Acad. Sci.* p. 35.**ferrealis** *Grote*, 6th *Ann. Rep. Peab. Acad. Sci.* p. 36.**signosa** (*Walk.*), *C. B. M.*, *Noct.* 627 (*Xylina*); *Grote*, (*Lithophane*) 6th *Ann. Rep.*
Peab. Acad. Sci. p. 37.**Bethunei** (*G. & R.*), *Trans. Am. Ent. Soc.* 1, p. 354 (*Xylina*), *Pl.* 7, fig. 56;
Grote, (*Lithophane*) 6th *Ann. Rep. Peab. Acad. Sci.* p. 37.**semiusta** *Grote*, 6th *Ann. Rep. Peab. Acad. Sci.* p. 38.

¹¹ Guenée's criticism of Stephens' use of this generic term is made without a knowledge of the Tentamen, and hence is valueless. Stephens' writings on the Noctuidae are worthy of the most careful study since, anterior to the German students, he has recognized many of the important generic characters in the family. Stephens does not, perhaps, need Westwood's apology (*Journal of Entomology*, Vol. 2, p. 115) for his treatment of this group of insects.

cinerea (Riley), 3d Mo. Rep. p. 35 (*Xylina*); Grote, (*Lithophane*) 6th Ann. Rep. Peab. Acad. Sci. p. 38.

laticinerea Grote.¹²

tepidia Grote.¹³

querquera Grote, 6th Ann. Rep. Peab. Acad. Sci. p. 38.

† *multifaria* (Walk.), C. B. M., Noct. p. 628 (*Xylina*).

† *infructuosa* (Walk.), C. B. M., Noct. p. 627 (*Xylina*).

† *patefacta* (Walk.), C. B. M., Noct. p. 733 (*Xylina*).

pexata Grote, 6th Ann. Rep. Peab. Acad. Sci. p. 39.

Canada, southward.

ANYTUS, Grote (1873).

Type: *Xylina sculpta* Grote.

sculptus Grote, (*Xylina*) Bul. Buf. Soc. Nat. Sci. 1, p. 114, Pl. 3, fig. 1; l. c., p. 145 (*Anytus*).

capax (G. & R.), (*Xylina*) Trans. Am. Ent. Soc. 1, p. 355, Pl. 7, fig. 57; Grote, Bul. Buf. Soc. Nat. Sci. 1, p. 145 (*Anytus*).

Eastern and Middle States.

* CALOCAMPA, Stephens (1829).

Type: *Axylia vetusta* Hübner.

* *vetusta* (Hübner), Noct. 459; Walk., C. B. M., Noct. p. 619.

* *solidaginis* (Hübner), Noct. 256; Walk., C. B. M., Noct. p. 759.

Canada, southward.

* XYLOMIGES, Guenée (1852).

Type: *Noctua conspiciellaris* Linn.

patalis Grote, Bul. Buf. Soc. Nat. Sci. 1, p. 144, Pl. 4, fig. 11.

hiemalis Grote, List (26).

curialis Grote, Bul. Buf. Soc. Nat. Sci. 1, p. 143.

¹² Both sexes examined. Very much larger than *cinerea*, with broader wings, the t. p. line further from the reniform. Dead blackish cinereons, the orbicular paler, extending below the median vein, where it sometimes attains the reniform, constricted and marked on the vein; claviform obsolete. The markings are much as in *cinerea*, the color of the wings the same, the subterminal line is more obviously marked with blackish and the median lines further apart. Expanse, 44 to 46 m. m. New York, Wisconsin.

¹³ Female examined. Allied to *cinerea*, but brighter colored and more distinctly marked. Fore wings frosted with whitish over blackish. Reniform red stained, with blackish interior line, larger and wider than in *cinerea*; orbicular black ringed, whitish, open to costa, not extending below median vein. Basal dash distinct, black, surmounted with a white shade. Claviform obvious; subterminal line preceded by blackish marks opposite the cell and again between veins 1 and 2. Hind wings dark fuscous with a warm tint; abdomen with ochery tinted lateral vestiture. Thorax whitish ashen. Expanse, 37 m. m. Mass., Mr. H. K. Morrison, No. 908.

† *mucens* (*Hübner*), Zutr. 415, 416 (*Septis*); Herr.-Sch., Corr.-Bl., S. 74 (*Xylomyges*).

† *phytolaceae* (*Abb. & Sm.*), 2, p. 193, Pl. 97 (*Phalaena*).

California and Atlantic District.

* **CUCULLIA**, *Schrank* (1801).

Type: *Noctua verbasci* *Linn.*

convexipennis *G. & R.*, Trans. Am. Ent. Soc. 2, p. 201, Pl. 3, fig. 76.

asteroides *Guen.*, Noct. 2, p. 133.

postera *Guen.*, Noct. 2, p. 133.

Speyeri *Lintn.*, 26th Ann. Rep. N. Y. State Cab. p. 168.

intermedia *Speyer*, 23d Rep. N. Y. State Cab. pp. 217-222, Pl. 8, figs. 5-7; *unbraticae* † *Guen.* (nec. *Linn.*), Noct. 2, p. 147.

florea *Guen.*, Noct. 2, p. 134, Pl. 7, fig. 9.

serraticornis *Lintn.*, 26th Ann. Rep. N. Y. State Cab. p. 174.

(?) *Yosemitae* *Grote*, Bul. Buf. Soc. Nat. Sci. 1, pp. 113 and 145, Pl. 3, fig. 3.

Canada to California.

CRAMBODES, *Guenée* (1852).

Type: *Crambodes talidiformis* *Guen.*

talidiformis *Guen.*, Noct. 2, p. 152, Pl. 7, fig. 12.

Atlantic States.

ADIPSOPHANES, *Grote* (1873).

Type: *Adipsophanes miscellus* *Grote*.

miscellus *Grote*, Bul. Buf. Soc. Nat. Sci. 1, p. 181.

New York to California.

* **EUTELIA**, *Hübner* (1816).

Type: *Eutelia adulatrix* *Hübner*.

pulcherrima *Grote*, Proc. Ent. Soc. Phil. 4, p. 326 (*Ripogenus*).

Middle States.

MARASMALUS, *Grote* (1872).

Type: *Marasmalus ventilator* *Grote*.

ventilator *Grote*, Trans. Am. Ent. Soc. 4, p. 89.

histrion *Grote*, Trans. Am. Ent. Soc. 4, p. 297.

Massachusetts to Texas.

INGURA, *Guenée* (1852).Type: *Ingura abrostoloides* *Guen.**abrostoloides* *Guen.*, Noct. 2, p. 311.*occulatrix* *Guen.*, Noct. 2, p. 313.*delineata* *Guen.*, Noct. 2, p. 311; ? *Edema producta* *Walk.*, C. B. M., 5, 1031.* **CALPE** *Treitschke* (1825).Type: *Bombyx thalictri* *Borkh.**canadensis* *Bethune*, Proc. Ent. Soc. Phil. 4, p. 213; *Plusiodonta?* *purpurascens* *Walk.*, C. B. M. 33, p. 842; *Oraesia sobria* *Walk.*, l. c., p. 846.

Canada, southward.

SUDARIOPHORA, *Zeller* (1872).Type: *Phyprosopus callitrichoides* *Grote.**callitrichoides* *Grote*, Trans. Am. Ent. Soc. 4, p. 90 (*Phyprosopus*); *Sudariophora nasutaria* *Z. Ver. K. K. z.-b. G. S.* 490, Taf. 2, fig. 11; *Sudariophora callitrichoides* *Grote*, Bul. Buf. Soc. Nat. Sci. 1, p. 170; *Doryodes acutalis* *Walk.*¹⁴ (nec. *Guen.*), C. B. M., Delt. p. 73.

New York to Texas.

HYPBOROPHA, *Hübner* (1816).Type: *Noctua monilis* *Fabr.**monilis* (*Fabr.*), 124 (*Noctua*); (*Hypboropha*) *Hübner*, Zutr. 23, 24.*hormos* *Hübner*, Zutr. 14, fig. 27, 28; *Monogona hormos* *Guen.*, 2, 403.

Southern States.

BASILODES, *Guenée* (1852).Type: *Basilodes pepita* *Guen.**pepita* *Guen.*, Noct. 2, 358, Pl. 12, fig. 1.

Virginia, southward.

PLUSIODONTA, *Guenée* (1852).Type: *Plusiodonta compressipalpis* *Guen.**compressipalpis* *Guen.*, Noct. 2, 359, Pl. 12, fig. 2.

New York, southward.

HEMICERAS, *Guenée* (1852).Type: *Hemiceras cadmia* *Guen.*† *cadmia* *Guen.*, Noct. 2, 383, Pl. 13, fig. 2.

Am. Sept.

¹⁴ Consult *G. & R.*, Trans. Am. Ent. Soc. 2, p. 79, also *Zeller*, l. c., and *Packard*, Fifth Rep. Peab. Acad. p. 90.

LITOPROSOPUS, Grote (1869).Type: *Dyops futilis* G. & R.*futilis* (G. & R.), Trans. Am. Ent. Soc. 2, p. 202, fig. 73 (*Dyops*); Grote, Trans. Am. Ent. Soc. 2, p. 309 (*Litoprosopus*).

Florida.

* **TELESILLA**, Herr.-Sch. (1855).Type: *Trigonophora amethystina* Hübn.*cinerea* (Guen.), Noct. 2, p. 316 (*Placodes*), Pl. 15, fig. 1; H.-S., Exot. p. 68, fig. 215; *Telesilla cin.* Grote, Can. Ent. 6, 16.

Eastern to Southern States.

* **ABROSTOLA**, Ochs. (1816).Type: *Noctua urticae* Hübn.*ovalis* Guen., Noct. 2, p. 322.*urentis* Guen., Noct. 2, p. 322, Pl. 11, fig. 11.

Eastern to Southern States.

* **PLUSIA**, Fabr. (teste Led.).Type: *Noctua chrysitis* Linn. (Hübn. Teut.)*aerea* (Hübn.), (*Agrapha*); Guen. Noct. 2, p. 333 (*Plusia*).*aereoides* Grote, Proc. Ent. Soc. Phil. 3, p. 83, Pl. 2, fig. 5.*purpurigera* (Walk.), (*Deva*) C. B. M., Noct. p. 1791.*balluca* (Geyer), Zutr. 681, 682 (*Dyachrysia*); Guen. Noct. 2, p. 334 (*Plusia*).* *bractea* (S. V.), S. 314 (California, *Behrens*); Grote, List (27).*contexta* Grote, Bul. Buf. Soc. Nat. Sci. 1, p. 193.*Putnami* Grote, Bul. Buf. Soc. Nat. Sci. 1, pp. 146 and 192, Pl. 4, fig. 2.*striatella* Grote, Bul. Buf. Soc. Nat. Sci. 1, p. 194.*thyatyroides* Guen., Noct. 2, p. 337, Pl. 11, fig. 8.*mappa* G. & R., Trans. Am. Ent. Soc. 2, p. 204.*bimaculata* Steph., 3, p. 104; *Pl. u-brevis*, Guen. 2, p. 341.*biloba* Steph., 3, p. 104; Guen. Noct. 2, p. 341, Pl. 11, fig. 10.*verruca* (Fabr.), 238 (*Noctua*); Guen. 2, p. 342 (*Plusia*).*precationis* Guen., Noct. 2, p. 344.*simplex* Guen., Noct. 2, p. 346.*pasiphaeia* Grote, Bul. Buf. Soc. Nat. Sci. 1, p. 146, Pl. 4, fig. 1 (Calif.).† *ou* Guen., Noct. 2, p. 348.* *gamma* (Linn.); Grote, Can. Ent. 6, p. 16.* *ni* (Hübn.), 284; Guen. Noct. 2, p. 349; *Pl. brassicae* Riley, 2d Mo. Rep. p. 111;

Grote, Bul. Buf. Soc. Nat. Sci. 1, p. 147 (Calif.).

- oxygramma (*Geyer*), Zutr. 769, 770 (*Autographa*); *Guen. Noct.* 2, p. 350
(Plusia).
- † parilis (*Hübner*); *Mösch. W. E. M.* 4, p. 371.
- mortuorum *Guen.*, *Noct.* 2, p. 353.
- S-scripta *Sanborn MS.*; *Grote, List* (28).
- ampla *Walk.*, *C. B. M. Noct.* p. 910.
- † flagellum *Walk.*, *C. B. M. Noct.* 909.
- † indigna *Walk.*, *C. B. M. Noct.* 909.
- viridisigma *Grote, List* (29).
- † u-aureum *Boisd.*; *Mösch.*, *W. E. M.* 4, p. 371.
- † quadriplaga *Walk.*, *C. B. M.* p. 911.
- † selecta *Walk.*, *C. B. M.* p. 912.
- † secedens *Walk.*, *C. B. M.* p. 913.
- † falcigera *Kirby*, *F. B. Am.* 4, 308.
- † rectangula *Kirby*, *F. B. Am.* 4, 306.
- † diasema (*Dalm.*); *Staudgr. Stett. Ent. Zeit.* 1857, S. 305.
- alticola *Walk.*, *C. B. M. Noct.* p. 912; *Pl. ignea Grote, Proc., Ent. Soc. Phil.* 2,
 p. 274.¹⁵
- †* *Hochenwarthi Hochenw.*; *divergens* (*Fabr.*), *Mösch. W. E. M.* 4, p. 370.
 Labrador, southward, westward to California.

* ANARTA, *Ochs.* (1816).

Type: *Noctua myrtilli Linn.*

- †* myrtilli (*Linn.*); *Aeadiensis Bethune, Trans. Nov. Sco. Ins.* 1868-9, p. 84.
- * cordigera (*Thunb.*), *M. N. U. Pars.* 6, (*Noctua*) 1788; *Mösch. W. E. M.* 4, p.
 367; *An. luteola G. & R.*, *Proc. Ent. Soc. Phil.* 4, p. 493, Pl. 3, figs. 5
 and 6.
- * melanopa (*Thunb.*), *Ins. Suec. Pars.* 2, p. 42 (*Noctua*); *Mösch. W. E. M.* 4, p.
 367; *An. nigrolunata Paek.*, *Proc. Bost. Soc. N. H.*, 1866, p. 40; *Grote,*
Proc. Bost. Soc. N. Hist. p. 244 (1874).
- quadrilunata *Grote, Proc. Bost. Soc. N. Hist.* 16, p. 244.
- * amissa *Lefebv.*, *Ann. Soc. Ent. Fr.* 5, p. 397, Pl. 10, fig. 6; *Mösch. W. E. M.*
 4, p. 367.
- Richardsoni* (*Curtis*), *App. Ross. Narr. 2d Voy. (Hadena)*; *An. algioda Lefebv.*
Ann. Soc. Ent. Fr. 5, p. 395, Pl. 10, fig. 5; *Anarta Richardsoni, Walk., C.*
B. M. Noct. p. 700; *An. algida, Mösch. W. E. M.* 4, p. 367.
- subfusenla *Grote, Proc. Bost. Soc. N. Hist.* 16, p. 244.
- † impingens *Walk.*, *C. B. M. Noct.* p. 700.

¹⁵ This species, from Colorado, appears on comparison distinct from the European *Hochenwarthi*, which latter is possibly erroneously determined from Labrador by Möschler.

† *septentrionis* Walk., C. B. M. Noct. p. 700.

† *constricta* Walk., C. B. M. Noct. p. 701.

† *rigida* Walk., C. B. M. Noct. p. 701.

* *melaleuca* (Thunb.), Ins. Suec. Pars. 2, (*Noctua*), p. 42, fig. 12 (1791); *An. bicycla* Paek., Proc. Bost. Soc. N. H. 1866, p. 41.

* *Schönherrii* Zett.; *Anarta leucocycla*, Stdgr. S. E. Z. 1857, S. 296; *Sympistis leuc.* Mösch. W. E. M. 4, 367, Taf. 9, fig. 6.

* *funesta* Zett., Ins. Lap. p. 950; Mösch. W. E. M. 4, p. 370; *Anarta amissa* †

Lefb. Ann. Soc. Ent. Fr. 5, Pl. 10, fig. 7.
Labrador to Colorado Territory.

LEPIPOLYS, Guenée (1852).

Type: *Lepipolys perscripta* Guen.

perscripta Guen., Noct. 2, p. 144, Pl. 7, fig. 10; Grote, Bul. Buf. Soc. Nat. Sci. 1, p. 147.

Southern States to California.

STIRIA, Grote (1874).

Type: *Stiria rugifrons* Grote.

rugifrons Grote, List (30).

Kansas, Colorado Territory.

STIBADIUM, Grote (1874).

Type: *Stibadium spumosum* Grote.

spumosum Grote, List (31).

Kansas.

PLAGIOMIMICUS, Grote (1873).

Type: *Plagiomimicus pityochromus* Grote.

pityochromus Grote, Bul. Buf. Soc. Nat. Sci. 1, p. 182.

Middle and Southern States.

SCHINIA, Hübner (1818).

Type: *Schinia trifascia* Hübner.

trifascia Hübner, Zutr. 1, p. 11, figs. 33, 34.

rectifascia Grote, Proc. Bost. Soc. N. Hist. 16, p. 242.

† *gracilentia* Hübner, Zutr. 1, p. 8, figs. 5, 6.

† *bifascia* Hübner, Zutr. 1, p. 14, figs. 55, 56.

Middle and Southern States.

CHLORIDEA, *Westw.* (1841).Type: *Phalaena rhexiae* *Abb. & Sm.**rhexiae* (*Abb. & Sm.*), *Ins. Ga.* 2, p. 199, Pl. 100; *Guen.*, *Noct.* 2, p. 175 (*Aspila*).† *subflexa* (*Guen.*), *Noct.* 2, p. 175 (*Aspila*).

Southern States.

ORIA *Guen.* (ex *Geyer*).Type: *Oria sanguinea* *Geyer*.*sanguinea* *Geyer*, *Zutr.* 4, p. 9, figs. 613, 614; *Guen.*, *Noct.* 2, p. 167, Pl. 9, fig. 5.

Southern States and California.

ALARIA, *Westw.* (1841).Type: *Phalaena gaurae* *Abb. & Sm.**gaurae* (*Abb. & Sm.*), *Ins. Ga.* 2, p. 197, Pl. 99; *Porphyrinia matutina* *Hüb.*,*Zutr.* 3, 557, 558.

Southern States.

RHODOPHORA, *Guen.* (1852).Type: *Rhodophora florida* *Guen.**florida* *Guen.*, *Noct.* 2, p. 171, Pl. 9, fig. 7.

Middle States and Nevada.

DERRIMA, *Walk.* (1856).Type: *Derrima stellata* *Walk.**stellata* *Walk.*, *C. B. M.*, *Noct.* p. 770; *Grote*, *Trans. Am. Ent. Soc.* 2, p. 114.*henrietta* *Grote*, *Proc. Ent. Soc. Phil.* 3, p. 3, Pl. 2, fig. 1 (*Philomma*).

Eastern and Middle States.

LYGRANTHOECIA, *G. & R.* (1873).Type: *Crambus marginatus* *Haworth*.*marginata* (*Haw.*), 374; *Anthoccia rivulosa* *Guen.*, *Noct.* 2, p. 184, Pl. 9, fig. 12;*Microphysa contracta* *Walk.*, *C. B. M.*, *Noct.* 836; *Anthophila divergens*
Walk., 830; *Euclidia designata* *Walk.*, 985.*saturata* *Grote*, *List.* (32).*Thoreani* *G. & R.*, *Trans. Am. Ent. Soc.* 3, p. 181, Pl. 2, fig. 80 (*Anthoccia*).

Eastern to Southern States.

MELAPORPHYRIA, *Grote* (1874).Type: *Melaporphyria immortua* *Grote*.*immortua* *Grote*, *List.* (33).

Eastern and Middle States.

EULEUCYPTERA, Grote (1865).Type: *Euleucyptera eumatilis* Grote.*eumatilis* Grote, Proc. Ent. Soc. Phil. 4, p. 330, Pl. 2, fig. 6.

Colorado.

TRICOPIS, Grote (1874).Type: *Tricopis chrysellus* Grote.*chrysellus* Grote, List (34).

Texas and Kansas.

HELIOLONCHE, Grote (1873).Type: *Heliolonche modicella* Grote.*modicella* Grote, Bul. Buf. Soc. Nat. Sci. 1, p. 116, Pl. 3, fig. 12.

California.

***MELICLEPTRIA**, Hübner (1816).Type: *Melicleptria cardui* Hübner.*mitis* Grote, Bul. Buf. Soc. Nat. Sci. 1, p. 116, Pl. 3, fig. 7.† *tuberculum* Hübner, Zutr. 3, figs. 517, 518.*bina* (Guen.), Noct. 2, p. 186 (*Anthoecia*).*brevis* Grote, Proc. Ent. Soc. Phil. 3, p. 530, Pl. 6, fig. 4 (*Anthoecia*).*atrites* Grote, Bul. Buf. Soc. Nat. Sci. 1, p. 119.*arcifera* (Guen.), Noct. 3, p. 399 (*Anthoecia*); Grote, Proc. Ent. Soc. Phil. 2, p. 340, Pl. 6, fig. 3; *Anth. arcigera* Guen., l. c., p. 184.*Spraguei* Grote, Proc. Ent. Soc. Phil. 2, p. 341, Pl. 6, figs. 4, 5 (*Anthoecia*).*lynx* (Guen.), Noct. 2, p. 185 (*Anthoecia*); Grote, Proc. Ent. Soc. Phil. 2, p. 343, Pl. 6, fig. 6.*Packardi* Grote, Proc. Ent. Soc. Phil. 3, p. 528, Pl. 6, fig. 2 (*Anthoecia*), var. *nobilis* id., l. c., p. 529, Pl. 6, fig. 3.*mortua* Grote, Proc. Ent. Soc. Phil. 3 p. 528, Pl. 6, fig. 1 (*Anthoecia*).*pauvilla* Grote, Bul. Buf. Soc. Nat. Sci. 1, p. 118, Pl. 3, fig. 6.*diminutiva* Grote, Bul. Buf. Soc. Nat. Sci. 1, p. 148.*persimilis* Grote, Bul. Buf. Soc. Nat. Sci. 1, p. 117, Pl. 3, fig. 11.*sueta* Grote, Bul. Buf. Soc. Nat. Sci. 1, p. 117, Pl. 3, fig. 10.*californiensis* Grote; *Hel. Californicus* || Grote, Bul. Buf. Soc. Nat. Sci. 1, p. 149.*celeris* Grote, Bul. Buf. Soc. Nat. Sci. 1, p. 148.*villosa* Grote, Proc. Ent. Soc. Phil. 3, p. 531, Pl. 6, fig. 6 (*Melicleptria*).*pulchripennis* Grote, Proc. Bost. Soc. N. Hist. 16, p. 241 (1874).

spinosa (Guen.), Noct. 2, p. 182, Pl. 9, fig. 10; *Anthoecia hirtella* G. & R.,
Proc. Ent. Soc. Phil. 6, p. 19, Pl. 3, fig. 3.

prorupta Grote, Trans. Am. Ent. Soc. 4, p. 294.

Canada southward, and westward to California.

TAMILA, Guenée (1852).

Type: *Noctua nundina* Drury.

nundina (Drury), 1, 36, (*Noctua*), Pl. 18, fig. 5; *N. nigrireana* Haw. p. 266; Guen.,
Noct. 2, p. 176 (*Tamila*).

Meadii Grote, Bul. Buf. Soc. Nat. Sci. 1, p. 121, Pl. 3, fig. 5.

Middle States and Colorado.

* HELIOTHIS, Hübner (Fentamen.)

Type: *Noctua dipsaci* S. V.

eitrinellus G. & R., Trans. Am. Ent. Soc. 3, p. 180, Pl. 2, fig. 79.

phlogophagus G. & R., Trans. Am. Ent. Soc. 1, 187 and vol. 3, p. 180; *Hel.*
umbrosus † Riley, Prairie Farmer (1867); *Hel. armigera* † Amer. Nat.
(an *Hel. dipsacea*?).

* *armigera* Hübner.; *Hel. umbrosus* Grote, Proc. Ent. Soc. Phil. 1, p. 219; *Hel.*
armigera Grote, Bul. Buf. Soc. Nat. Sci. 1, p. 122.

Canada to California and Southern States.

HELIOCHILUS, Grote (1865).

Type: *Heliochilus paradoxus* Grote.

paradoxus Grote, Proc. Ent. Soc. Phil. 4, p. 329, Pl. 3, figs. 4, 5.

Colorado and Southern States.

* PYRRHIA, Hübner (1816).

Type: *Noctua rutilago* S. V. (*umbra* Hufn.).

exprimens (Walk.), C. B. M. Noct. p. 687 (*Heliothis*).

Canada, southward.

AXENUS, Grote (1873).

Type: *Axenus arvalis* Grote.

arvalis Grote, Bul. Buf. Soc. Nat. Sci. 1, p. 152, Pl. 4, fig. 8.

California.

ANNAPHILA, Grote (1873).

Type: *Annaphila diva* Grote.

diva Grote, Bul. Buf. Soc. Nat. Sci. 1, p. 150, Pl. 4, fig. 11.

depicta Grote, Bul. Buf. Soc. Nat. Sci. 1, p. 150, Pl. 4, fig. 13.

danistica Grote, Bul. Buf. Soc. Nat. Sci. 1, p. 151, Pl. 4, fig. 7.

California.

* **TARACHE**, *Hübner* (1816).

Type: *Tarache aprica* *Hübner*.

aprica *Hübner*, 371; var. *biplaga* *Guen.* Noct. 2, p. 218.

terminimaiculata *Grote*, Bul. Buf. Soc. Nat. Sci. 1, p. 153.

flavipennis *Grote*, Bul. Buf. Soc. Nat. Sci. 1, p. 153.

delecta (*Walk.*), C. B. M. Noct. p. 799 (*Acontia*); *Acontia metallica* *Grote*, Proc.

Ent. Soc. Phil. 4, p. 327, Pl. 2, fig. 7; (*Tarache*) *G. & R.* Trans. Am. Ent.

Soc. 2, p. 78.

cretata *G. & R.*, Trans. Am. Ent. Soc. 3, p. 181, Pl. 2, fig. 78.

erastrioides (*Guen.*), Noct. 2, p. 218; (*Tarache*) *G. & R.*, Trans. Am. Ent. Soc.

2, p. 78.

candefacta *Hübner*, Zutr. 3, 587, 588; *Acontia debilis* *Walk.*, p. 786.

Canada southward and California.

* **THALPOCHARES**,¹⁶ *Lcd.* (1857).

Type: *Noctua purpurina* *S. V.*

† *mundula* *Zeller*, V. z.-b. Gesell. S. 460, T. 2, fig. 4.

concinnumacula (*Guen.*), Noct. 2, p. 238, Pl. 10, fig. 10 (*Leptosia*).

Middle and Southern States.

GALGULA, *Guenée* (1852).

Type: *Galgula hepara* *Guen.*

† *hepara* *Guen.*, Noct. 2, p. 239, Pl. 10, fig. 11.

† *subpartita* *Guen.*, Noct. 3, 399; *Galg. partita* Noct. 2, p. 239.

Am. Sept.

XANTHOPTERA, *Guen.* (1852).

Type: *Xanthoptera nigrofimbria* *Guen.*

nigrofimbria *Guen.*, Noct. 2, p. 241, Pl. 10, fig. 12.

rosalba *Grote*, Trans. Am. Ent. Soc. 4, p. 295, Pl. 1, fig. 88.

coccineifascia *Grote*, Trans. Am. Ent. Soc. 4, p. 294, Pl. 1, fig. 89.

semiflava *Guen.*, Noct. 2, p. 241.

semicrocea *Guen.*, Noct. 2, p. 241.

fax *Grote*, Trans. Am. Ent. Soc. 4, p. 295.

Middle and Southern States.

¹⁶ This genus is first indicated by *Hübner* in the Tentamen under the pre-occupied (?) name "Anthophila" and with the type indicated above.

* **EUSTROTIA**,¹⁷ *Hübner* (1816).Type: *Noctua unca* S. V.† *olivula* (*Guen.*), Noct. 2, p. 231 (*Bankia*), Pl. 10, fig. 8.*albidula* (*Guen.*), Noct. 2, p. 230 (*Erastria*).*carneola* (*Guen.*), Noct. 2, p. 228 (*Erastria*); *biplaga* Walk., C. B. M., Noct. 809.*synoehitis* (*G. & R.*), Trans. Am. Ent. Soc. 1, p. 357 (*Erastria*).¹⁸*nigritula* (*Guen.*), Noct. 2, p. 229 (*Erastria*), Pl. 10, fig. 7; *Miana undulifera* Walk., C. B. M. Noct., p. 258.*muscosula* (*Guen.*), Noct. 2, p. 230 (*Erastria*).*musta* (*G. & R.*), Trans. Am. Ent. Soc. 4, p. 358 (*Erastria*).*mitographa* *Grote*, Trans. Am. Ent. Soc. 4, p. 296 (*Erastria*).*malaca* *Grote*, Trans. Am. Ent. Soc. 4, p. 296 (*Erastria*).

Eastern to Southern States.

CHAMYRIS, *Guenée* (1852).Type: *Acontia cerintha* Tr.*cerintha* (Tr.); *Guen.* Noct. 2, p. 225.

Eastern and Middle States.

* **EROTYLA**, *Hübner* (Tentamen).Type: *Noctua sulphurea* S. V.† *tortricina* (*Zeller*), Ver. z.-b. Gesell. S. 461, Tab. 2, fig. 5.*leo* (*Guen.*), Noct. 2, p. 205; var. *onagrus*, *Guen.*, l. c., Pl. 10, fig. 2 (*Agrophila*); H.-S., Ex. fig. 209.*dama* (*Guen.*), Noct. 2, p. 205 (*Agrophila*).*apicella* *Grote*, Trans. Am. Ent. Soc. 4, p. 21 (*Emmelia*).

Eastern States, southward.

LEPIDOMYS, *Guenée* (1852).Type: *Lepidomys irrenosa* *Guen.*† *irrenosa* *Guen.*, Noct. 2, p. 202, Pl. 10, fig. 1.

New York.

* **METOPONIA**, *Duponchel* (1844).Type: *Aegle flava* *Hübner*.*obtusa* *Herr.-Sch.*, Ex. p. 68, fig. 210.

New York and Pennsylvania.

¹⁷ "Erastria" is first used by Hübner for the Geometrid *Erastria amataria*; Treitschke's use of Hübner's generic name cannot be followed.

¹⁸ Nach briefl. Mit. des Herrn Prof. Zeller, mit *venustula* verwandt.

FASCIATAE *Borkhausen* (1792).

{ *Quadrifidae* *Guen.* (restr.), 1852. }
 { *Catocalinae* *Packard*, 1867. }

DRASTERIA, *Hübner* (1816).Type: *Phalaena erichtea* *Cramer*.

erichtea (*Cram.*), 275 E.; ♀ *spadix* *Cram.* 275 F.; *Cissusa spadix* *Walk. Noct.*, 153; *Guen.*, 3, 289; *Grote, Bul. Buf. Soc. Nat. Sci.* 1, 155; *Microphysa sobria* *Walk.*, 835; ♀ *mundula* *G. & R. Trans. Ent. Soc. Phil.* 1, 191, Pl. 4, fig. 35; var. *agricola* *G. & R.*, l. c., 189, Pl. 4, fig. 34; var. *ochrea* *Grote, Bul. Buf. Soc. Nat. Sci.* 1, 155; *Poaphila narrata* *Walk. Noct.*, 1474.

erichto *Guen.*, *Noct.* 3, 290; *Grote, Bul. Buf. Soc. Nat. Sci.* 1, 154.

coerulea *Grote, Bul. Buf. Soc. Nat. Sci.* 1, 155.

convalescens *Guen.*, *Noct.* 3, 289; *Grote, Bul. Buf. Soc. Nat. Sci.* 1, p. 154.
 Canada to California and Southern States.

* EUCLIDIA, *Hübner* (Tentamen).Type: *Phalaena glyphica* *L.*

* *cuspeida* (*Hübner*), *Zutr.* 69, 70 (*Drasteria*); *Guen. (Euclidia)* *Noct.* 3, 292.

† *capiticola* *Walk.*, *C. B. M. Noct.*, 1461.

† *petricola* *Walk.*, *C. B. M. Noct.*, 1462.

Atlantic District and California.

PARALLELIA, *Hübner* (1816).Type: *Par. bistriaria* *Hübner*.

bistriaria *Hübner*, *Zutr.* 1, S. 15, figs. 63, 64.

Atlantic District.

AGNOMONIA, *Hübner* (1816).Type: *Noctua anilis* *Drury*.

anilis (*Drury*), 2, 21, Pl. 12, fig. 3; *Ag. sesquistriaris* *Hübner*, *Zutr.* 419, 420.

Atlantic District.

POAPHILA, *Guenée* (1852).Type: *Agnomonía quadrifilaris* *Hübner*.

quadrifilaris (*Hübner*), *Zutr.* S. 37, figs. 569, 570.

† *deleta* *Guen.*, *Noct.* 3, p. 300.

† *sylvarum* *Guen.*, *Noct.* 3, p. 300, Pl. 23, fig. 2.

† *erasa* *Guen.*, *Noct.* 3, p. 301.

† *herbicola* (*Boisd.*), *Guen.*, *Noct.* 3, p. 301.

- † *perplexa* (Boisd.), *Guen.*, Noct. 3, p. 302.
 † *contempta* (Boisd.), *Guen.*, Noct. 3, p. 302.
herbarum (Boisd.), *Guen.*, Noct. 3, p. 303.
bistrigata (Hübner), *Zutr.* figs. 111, 112 (*Ptychodes*).
 † *flavistiaris* (Hübner), *Zutr.* figs. 555, 556 (*Crochiphora*).
 (?) † *Smithii* (Guen.), Noct. 3, p. 266 (*Ophiusa*), Pl. 22, fig. 4.
 (?) † *similis* (Boisd.), *Guen.*, Noct. 3, p. 267 (*Ophiusa*).
 (?) † *consobrina* (Guen.), Noct. 3, p. 268 (*Ophiusa*).¹⁹
 Canada, southward.

PHURYS, *Guenée* (1852).

Type: *Phurys vinculum* *Guen.*

vinculum *Guen.*, Noct. 3, p. 304.

lima *Guen.*, Noct. 3, p. 305.

Southern States.

CELIPTERA, *Guenée* (1852).

Type: *Cel. frustulum* *Guen.*

frustulum *Guen.*, Noct. 3, p. 308; *Litomitus elongatus* Grote, *Proc. Ent. Soc. Phil.* 3, p. 85, Pl. 2, fig. 6.

Canada, southward.

PHOBERIA, *Hübner* (1816).

Type: *Phoberia atomaris* *Hübner*.

atomaris *Hübner*, *Zutr.* S. 35, figs. 75, 76; ? *Lyssia orthosiodes* *Guen.*, 3, p. 296, Pl. 23, fig. 1.

New York, southward.

STICTOPTERA, *Guen.* (1852).

Type: *Stictoptera cucullioides* *Guenée*.

divaricata Grote, 6th Ann. Rep. Peab. Acad. Sci. p. 41.

Wisconsin.

PANULA, *Guen.* (1852).

Type: *Panula inconstans* *Guen.*

† *inconstans* *Guen.*, Noct. 3, p. 59, Pl. 13, fig. 9.

† *remigipila* *Guen.*, Noct. 3, p. 60.

Am. Sept.

¹⁹ It is useless to increase this list by the addition of Mr. Walker's species.

* **BOLINA**, Dup.²⁰ (1844).Type: *Ophiusa cailino* Lefb.*jucunda* (Hübner), Zutr. S. 17, figs. 81, 82 (*Melipotēs*); *Bolina cinis* Guen., Noct. 3, p. 62.*nigrescens* (G. & R.), Proc. Ent. Soc. Phil. 6, p. 20, Pl. 3, fig. 4 (*Aedia*).*pallescens* (G. & R.), Proc. Ent. Soc. Phil. 6, p. 21, Pl. 3, fig. 5 (*Aedia*).*fasciolaris* (Hübner), Zutr. S. 15, figs. 443, 444 (*Aedia*).† *hadeniformis* Behr, Trans. Am. Ent. Soc. 3, p. 25.*limbolaris* (Geyer), Zutr. 689, 690 (*Aedia*).

California, Canada to Texas.

SYNEDA, Guenée (1852).Type: *Drasteria graphica* Hübner.*hudsonica* G. & R., Proc. Ent. Soc. Phil. 4, 494, Pl. 3, figs. 7, 8.*graphica* (Hübner), Zutr. 11, 12 (*Drasteria*); Guen. Noct. 3, p. 71 (*Syneda*).*Howlandi* Grote, Proc. Ent. Soc. Phil. 3, p. 533, Pl. 6, fig. 7.† *ochracea* Behr, Trans. Am. Ent. Soc. 3, p. 25.† *nubicola* Behr, Trans. Am. Ent. Soc. 3, p. 25.† *maculosa* Behr, Trans. Am. Ent. Soc. 3, p. 26.† *Stretchii* Behr, Trans. Am. Ent. Soc. 3, p. 27.† *tejonica* Behr, Trans. Am. Ent. Soc. 3, p. 26.† *socia* Behr, Trans. Am. Ent. Soc. 3, p. 27.† *adumbrata* Behr, Trans. Am. Ent. Soc. 3, p. 27.† *divergens* Behr, Trans. Am. Ent. Soc. 3, p. 27.† *Edwardsii* Behr, Trans. Am. Ent. Soc. 3, p. 28.

California, Canada to Texas.

HYPOGRAMMA, Guenée (1852).Type: *Phalaena Sulima* Stoll.† *andromedae* Guen. Noct. 3, 36 (described from Abbot's drawings).
Georgia.**ALLOTRIA**, Hübner (1816).Type: *Allotria elonympha* Hübner.*elonympha* Hübner, Zutr. 29, 30; Guen., Noct. 3, p. 37.

Canada, southward.

²⁰ See Lederer, W. E. M. 5, 398. None of the American species have been examined by me recently, and need structural comparisons with the European.

PARTHENOS, *Hübner* (1816).Type: *Parthenos nubilis* *Hübner*.*nubilis* *Hübner*, Ex. Schm.; Guen., Noct. 3, p. 80.

Canada, southward.

* **CATOCALA**, *Schrank* (1801).Type: *Noctua fraxini* *L.**Epione* (*Drury*), 1, p. 46, Pl. 23, fig. 2 (*Noctua*); Westw. Ed. (*Catocala*); Guen. Noct. 3, p. 93; Grote, Cat. N. Am. No. 1, p. 2.*lacrymosa* *Guen.*, Noct. 3, p. 93; Grote, Cat. N. Am., No. 2, p. 19; Strecker, Pl. 3, fig. 3.*Robinsoni* *Grote*, Cat. N. Am. p. 20.*insolabilis* *Guen.*, Noct. 3, p. 94; Grote, Cat. N. Am., No. 3, p. 3; Strecker, Pl. 5, fig. 1.*residua* *Grote*, Proc. Bost. Soc. N. Hist. 16, p. 242 (1874).*obscura* *Strecker*, Pl. 3, fig. 4.*viduata* *Guen.*, Noct. 3, pp. 94 and 400; Grote, Cat. N. Am., No. 4, p. 3; Strecker, Pl. 3, fig. 2.*desperata* *Guen.*, Noct. 3, p. 95; Grote, Cat. N. Am., No. 5, p. 3; Strecker, Plate 5, fig. 2.*retecta* *Grote*, Cat. N. Am., No. 6, p. 4.*flebilis* *Grote*, Cat. N. Am., No. 7, p. 4.*tristis* *Edw.*, Proc. Ent. Soc. Phil. 2, p. 511; Strecker, Pl. 3, fig. 1.*relieta* *Walk.*, C. B. M. Noct. 1192; Grote, Cat. N. Am., No. 9, p. 4; Strecker, Pl. 3, figs. 5, 6.† *adultera* *Hinze*, Etudes Motsch., 1857, p. 47; Ménétr., Nouv. Esp. Lep., p. 157, T. 17, fig. 1; Led., W. E. M., 8, S. 60 (California).*californica* *Edw.*, Proc. Ent. Soc. Phil. 2, p. 509; Grote, Cat. N. Am., No. 10, p. 5.*Walshii* *Edw.*, Proc., Ent. Soc. Phil. 2, p. 509; Grote, Can. Ent. 5, p. 233.*unijuga* *Walk.*, C. B. M. Noct. 1194; Grote, Cat. N. Am., No. 12, p. 5; Strecker, Pl. 5, fig. 9.† *junctura* *Walk.*, C. B. M. Noct. 1196; Grote, Cat. N. Am., No. 13, p. 5.*semirelieta* *Grote*, 6th Ann. Rep. Peab. Acad. Sci. p. 39.*Meskei* *Grote*, Can. Ent. 5, p. 161.*Briseis* *Edw.*, Proc. Ent. Soc. Phil. 2, p. 508; Grote, Cat. N. Am., No. 11, p. 5, Strecker, Pl. 3, fig. 7.† *Irene* *Behr*, Trans. Am. Ent. Soc. 3, p. 24.† *Stretchii* *Behr*, Trans. Am. Ent. Soc. 3, p. 24.

- Faustina** *Streck.*, Pl. 3, fig. 8; Grote, Proc. Bost. Soc. N. H. 16, p. 243.
- parta** *Guen.*, Noct. 3, p. 84; Grote, Cat. N. Am., No. 15, p. 6; var. *perplexa* ||
Streck., Pl. 5, fig. 11; *C. amatrice* † *Walk.*, C. B. M. 1195 (not Hübner).
- coccinata** *Grote*, Cat. N. Am. No. 16, p. 6; *Strecker*, Pl. 3, fig. 9.
- ultronia** (*Hüb.*), Zutr. 347, 348 (*Eunetis*); *Guen.*, Noct. 3, p. 89 (*Catocala*).
- concumbens** *Walk.*, C. B. M., 1198; *Grote*, Cat. N. Am. No. 20, p. 7; *Strecker*,
Pl. 5, fig. 12.
- amatrice** (*Hüb.*), Exot. Schm. 2 (*Lamprosia*); *Guen.*, 3, 86 (*Catocala*); *Cat.*
selecta *Walk.*, C. B. M., 1197; *C. nurus* *Walk.*, 1195; *Grote*, Cat. N. Am.
No. 18, p. 7.
- arizonae** *Grote*, Can. Ent. 5, p. 163.
- cara** *Guen.*, Noct. 3, p. 87; *Grote*, Cat. N. Am. No. 19, p. 7.
- marmorata** *Edw.*, Proc. Ent. Soc. Phil. vol. 2, p. 508.
- Ilia** (*Cramer*), Exot. Pl. 33, figs. B. C. (*Phalaena*); *Guen.* Noct. 3, p. 91 (*Cato-*
cala); *Grote*, l. c., No. 22, p. 8.
- † **uxor** *Guen.* (n. b. l.), Noct. 3, p. 92.
- † **Zoe** *Behr*, Trans. Am. Ent. Soc. 3, p. 24.
- innubens** *Guen.*, Noct. 3, p. 98; var. *scintillans* *G. & R.*, Proc. Ent. Soc. Phil.
6, p. 28, Pl. 4, fig. 6; *Grote*, Cat. N. Am. No. 24, p. 8.
- cerogama** *Guen.*, Noct. 3, p. 96; *Grote*, Cat. N. Am. No. 25, p. 9; *Strecker*, Pl.
3, fig. 10.
- neogama** *Guen.*, Noct. 3, p. 96; ? *Phal. neogama* *Abb. & Sm.*, Pl. 88; *Grote*,
Cat. N. Am. No. 26, p. 9; *Strecker*, Pl. 5, figs. 4, 5. (*C. communis* *Grote*.)
- subnata** *Grote*, Proc. Ent. Soc. Phil. 3, p. 326, Pl. 4, fig. 5; *Grote*, Cat. N. Am.
No. 27, p. 9; *Strecker*, Pl. 5, fig. 3.
- piatrix** *Grote*, Proc. Ent. Soc. Phil. 3, pp. 88, 532, Pl. 3, fig. 3; l. c., No. 28, p. 10.
- palaeogama** *Guen.*, Noct. 3, p. 97; *Grote*, Proc. Ent. Soc. Phil. 3, pp. 87, 541,
Pl. 3, fig. 2; var. *phalanga* *Grote*, l. c., p. 86, Pl. 3, fig. 1; *Cat. N. Am.*
No. 29, pp. 10, 11.
- habilis** *Grote*, Cat. N. Am. No. 30, p. 11.
- consors** (*Abb. & Sm.*), Ins. Ga. Pl. 89 (*Phalaena*); *Guen.* Noct. 3, p. 99 (*Catocala*)
Grote, l. c., No. 31, p. 11.
- ponderosa** *G. & R.*, Proc. Ent. Soc. Phil. 6, Pl. 4, fig. 2; *C. nebulosa* || *Edw.*
Proc. Ent. Soc. Phil. 3, p. 510; *Grote*, l. c., No. 32, p. 11.
- mulierecula** *Guen.*, Noct. 3, p. 97; *Grote*, Cat. N. Am. No. 33, p. 12.
- badia** *G. & R.*, Proc. Ent. Soc. Phil. 6, Pl. 4, fig. 1; *Grote*, l. c., No. 34, p. 12.
- antinympa** (*Hüb.*), Verz. S. 278, No. 2731; *paranympa* † *Drury*, 1, 23, 6;
affinis *Westw.*, Ed. *Drury*; *melanympa* *Guen.*, Noct. 3, p. 98; *Walk.*,
C. B. M., 1203 (*Catocala*); *Grote*, l. c., No. 35, p. 13; *Strecker*, Pl. 5, fig. 7.²¹

²¹ For this species Mr. Strecker has copied a reference to Hübner's Exotic Butterflies; Hübner does not illustrate the species to my knowledge.

- serena* *Edw.*, Proc. Ent. Soc. Phil. 2, 510; Grote, l. c., No. 36, p. 13; Strecker, Pl. 3, fig. 11.
- illecta* *Walk.*, C. B. M., 1205; Grote, Cat. N. Am. No. 37, p. 13.
- Clintoni* *Grote*, Proc. Ent. Soc. Phil. 3, p. 89, Pl. 3, fig. 4; Cat. N. Am. No. 38, p. 13; Strecker, Pl. 5, fig. 6.
- nuptialis* *Walk.*, C. B. M., 1206.
- abbreviatella* *Grote*, Cat. N. Am. No. 40, p. 14.
- Frederici* *Grote*, Cat. N. Am. No. 41, p. 14.
- † *micronympha* *Guen.*, Noct. 3, p. 102; Grote, Cat. N. Am. No. 42, p. 15.
- polygama* *Guen.*, Noct. 3, p. 105; Grote, l. c., No. 43, p. 15.
- Amasia* (*Abb. & Sm.*), Ins. Ga. Pl. 90 (upper fig.) (*Phalaena*); Westwood, Nat. Libr. Exot. Moths, 205, Pl. 26, fig. 3 (*Catocala*); Grote, Cat. N. Am. No. 44, p. 16.
- formula* *G. & R.*, Proc. Ent. Soc. Phil. 6, Pl. 4, fig. 5; *Amasia* † *Abb. & Sm.*, Pl. 90, (lower fig.); Grote, l. c., No. 45, p. 16.
- Grynea* (*Cramer*), Pl. 208, fig. H. (*Phalaena*); *Walk.*, C. B. M., 1205 (*Catocala*); *C. nuptula* *Walk.*, l. c., p. 1205; Grote, Cat. N. Am. p. 16, No. 47.
- † *connubialis* *Guen.*, Noct. 3, p. 105; Grote, l. c., No. 46, p. 16.
- praeclara* *G. & R.*, Proc. Ent. Soc. Phil. 6, Pl. 4, fig. 4; Grote, l. c., No. 48, p. 17.
- fratercula* *G. & R.*, Proc. Ent. Soc. Phil. 6, Pl. 4, fig. 3; Grote, l. c., No. 49, p. 17; Strecker, Pl. 5, fig. 8.
- minuta* *Edw.*, Proc. Ent. Soc. Phil. 2, p. 512; var. *parvula* *Edw.*, l. c., p. 512; Grote, Cat. N. Am. No. 50, p. 17.
- gracilis* *Edw.*, Proc. Ent. Soc. Phil. 2, p. 511; *similis* *Edw.*, l. c., p. 511; Grote, Cat. N. Am. No. 51, p. 17.
- androphila* *Guen.*, Noct. 3, p. 106; *Ephesia amica* || *Hübner*, Zutr., S. 14, figs. 57, 58; Grote, Cat. Am. N. Am., p. 18, No. 52.
- lineella* *Grote*, Cat. N. Am., No. 53, p. 18.
- † *messalina* *Guen.*, Noct. 3, p. 107; Grote, Cat. Am., No. 54, p. 19.
Canada to California and Southern States.

SPILOLOMA, *Grote* (1873).

Type: *Spiloloma lunilinea* *Grote*.

lunilinea *Grote*, Bul. Buf. Soc. Nat. Sci. 1, p. 127.

Virginia, Kansas.

HARVEYA, *Grote* (1873).

Type: *Harveya auripennis* *Grote*.

auripennis *Grote*, Bul. Buf. Soc. Nat. Sci. 1, p. 126.

Kentucky, southward.

PANOPODA, *Guenée* (1852).Type: *Phoberia rufimargo* *Hübner*.

rufimargo (*Hübner*), *Zutr.*, 45, 46; *Panop. rubricosta* *Guenée*, *Noct.* 3, p. 324; *Panop. roseicosta* *Guenée*, *Noct.* 3, p. 325; *Panop. Cressonii* *Grote*, *Proc. Ent. Soc.*, *Phil.* 1, p. 346, *Pl.* 3, fig. 4.

carneicosta *Guenée*, *Noct.* 3, p. 325.

New York, southward.

PLEONECTYPTERA, *Grote* (1872).Type: *Hemeroplanis pyralis* *Hübner*.

pyralis (*Hübner*), *Zutr.*, 127, 128; *Grote*, *Trans. Am. Ent. Soc.* 4, p. 23.

geometralis *Grote*, *Trans. Am. Ent. Soc.* 4, p. 24.

phalaenalis *Grote*, *Trans. Am. Ent. Soc.* 4, p. 24.

Southern States.

EUTOREUMA, *Grote* (1872).Type: *Eutoreuma tenuis* *Grote*.

tenuis *Grote*, *Trans. Am. Ent. Soc.* 4, p. 22.

Alabama.

ISOGONA, *Guenée* (1852).Type: *Isogona natatrix* *Guenée*.

† *natatrix* *Guenée*, *Noct.* 3, p. 323.

Am. Sept.

REMIKIA,²² *Guenée* (1852).Type: *Remikia latipes* *Guenée*.

latipes *Guenée*, *Noct.* 3, p. 314.

† *disseverans* *Walk.*, *C. B. M. Noct.*, 1495.

† *marcida* *Guenée*, *Noct.* 3, p. 317.

Canada, southward.

ANTICARSIA, *Hübner* (1818).Type: *Anticarsia gemmatalis* *Hübner*.

† *gemmatalis* *Hübner*, *Zutr.* 1, S. 26, figs. 153, 154; *Guenée*, *Noct.* 3, p. 356.

United States.

ANTIBLEMMA, *Hübner* (1816).Type: *Antiblemma acclinalis* *Hübner*.

canalis *Grote*, *List* (35).

New York.

²² A recent study of this genus leads me to place it with *Phurys* and *Celiptera*.

AGASSIZIA, *Behr* (1870).Type: *Agassizia urbicola* *Behr*.

† *urbicola* *Behr*, *Trans. Am. Ent. Soc.* 3, p. 23.
California.

CAPNODES, *Guenée* (1852).Type: *Capnodes Irene* *Guen.*

† *californica* *Behr*, *Trans. Am. Ent. Soc.* 3, p. 23.
California.

EREBUS, *Latreille* (1809).Type: *Noctua odora* *L.*

odora (*Linn.*); *Guen. Noct.* 3, p. 167.
Canada to Brazil and California.

BENDIS, *Hübner* (1816).Type: *Bendis irregularis* *Hübner*.

† *hiuna* (*Geyer*), *Zutr.*, S. 41, figs. 971, 972 (*Acolasia*); *Guen.*, *Noct.* 3, 216.
Southern States.

PHEOCYMA, *Hübner* (1816).Type: *Pheocyma lunifera* *Hübner*.

lunifera *Hübner*, *Zutr.*, S. 1, figs. 97, 98; *Guen.*, *Noct.* 3, p. 3, Pl. 15, fig. 9.
Southern States.

HOMOPTERA, *Boisd.* (1829).Type: *Noctua lunata* *Drury*.

lunata (*Drury*), 1, p. 40, Pl. 20, fig. 3; *Guen.*, *Noct.* 3, p. 12.

Saundersii *Bethune*, *Proc. Ent. Soc. Phil.* 4, p. 215.

edusa (*Drury*), 2, Pl. 24, fig. 4; *Guen. Noct.* 3, p. 14.

minerea *Guen.*, *Noct.* 3, p. 15, Pl. 18, fig. 6.

calycanthata (*Abb. & Sm.*), 2, 104; *Guen.*, *Noct.* 3, p. 15.

obliqua *Guen.*, *Noct.* 3, p. 16, Pl. 15, fig. 7.

† *albofasciata* *Bethune*, *Can. Journ.* 8 ("Noct. Lep. found in Can." p. 10), July,
1865.

† *duplicata* *Bethune*, *Can. Journ.* 8 ("Noct. Lep. found in Can." p. 11), July,
1865.

nigricans *Bethune*, *Proc. Ent. Soc. Phil.* 4, p. 214.

† *involuta* *Walk.*, *C. B. M. Noct.*, 1055.

† *contracta* *Walk.*, *Can. Nat. and Geol.*, 5, 258.

† *herminioides* Walk., Can. Nat. and Geol., 5, 259.

† *lineosa* Walk., C. B. M. Noct., 1056.

Canada, southward to Brazil.

YPSIA, Guenée (1852).

Type: *Ypsia aeruginosa* Guen.

aeruginosa Guen., Noct. 3, p. 17, Pl. 18, fig. 7.

undularis (Drury), 1, p. 19, Pl. 9, fig. 4 (*Noctua*); Guen., Noct. 3, p. 18 (*Ypsia*).

Canada southward.

PSEUDANTHRACIA, Grote (1874).

Type: *Anthracia*²³ *coracias* Guen.

coracias (Guen.), Noct. 3, p. 19 (*Anthracia*); ? *squamularis* Drury, vol. 1, p. 18, Pl. 9, fig. 3.

† *cornix* (Guen.), Noct. 3, p. 19, Pl. 15, fig. 8.

Canada, southward.

ZALE, Hübner (1816).

Type: *Zale horrida* Hübner.

horrida Hübner, Zutr., S. 11, figs. 31, 32; *Hom. ealycanthata* † Walk. et Beth., l. c.

Canada, southward.

CAMPOMETRA, Guenée (1852).

Type: *Campometra amella* Guen.

† *amella* Guen., Noct. 3, p. 25, Pl. 18, fig. 8.

Southern States.

MATIGRAMMA, Grote (1872).

Type: *Matigramma pulverilinea* Grote.

pulverilinea Grote, Trans. Am. Ent. Soc. 4, p. 22.

Alabama and Texas.

ARGILLOPHORA, Grote (1873).

Type: *Argillophora fureilla* Grote.

fureilla Grote, Bul. Buf. Soc. Nat. Sci. 1, p. 124.

Southern States.

SPARGALOMA, Grote (1873).

Type: *Spargaloma sexpunctata* Grote.

sexpunctata Grote, Trans. Am. Ent. Soc. 4, p. 300, Pl. 1, fig. 90.

umbrifascia Grote, Trans. Am. Ent. Soc. 4, p. 301.

Massachusetts to Southern States.

²³ This is not Hübner's genus which is based on *Ephialtes* (unknown to me) and *undularis*.

SYLECTRA, *Hübner* (1816).Type: *Sylectra mirandalis* *Hübner*.

erycata (*Cramer*), Ex. 3, 170 (*Phalaena*), 287 D.; Ex. 4, 157, Pl. 370 E.; *mirandalis* *Hübner*, Exot. Samml.; Verz., 3280; *Teratocera erycata* *Guen.*, Noct. 3, 340; *Grote*, Proc. Ent. Soc. Phil. 2, p. 441.

Atlantic Coast.

PANGRAPTA, *Hübner* (1816).Type: *Pangrapta decoralis* *Hübner*.

decoralis *Hübner*, Zutr., figs. 93, 94; *Marmorinia epionoides* *Guen.*, Noct. 3, p. 371; *Marm. geometroides* *Guen.*, Noct. 3, p. 371; *Hypena elegantalis* *Fitch*, 2d Rep., p. 327, Pl. 1, fig. 2.

Canada, southward.

PHALAEHOSTOLA, *Grote* (1873).Type: *Phalaenostola larentioides* *Grote*.

larentioides *Grote*, Trans. Am. Ent. Soc., 4, p. 302.

citima *Grote*, l. c., p. 303.

Canada to Virginia.

DELTOIDES *Latreille*.**PSEUDAGLOSSA**, *Grote* (1874).Type: *Epizeuxis lubricalis* *Geyer*.

lubricalis (*Geyer*), Zutr., S. 19, figs. 665, 666; *Helia*²⁴ *phaealis* *Guen.*, Delt., p. 76; *Grote*, Trans. Am. Ent. Soc., 4, p. 308; *Bleptina surrectalis* *Walk.*, Delt., pp. 120, 860.

Canada, southward, and California.

* **EPIZEUXIS**, *Hübner* (1816).Type: *Pyralis calvarialis* *W. V.*

americalis (*Guen.*), Delt., p. 78 (*Helia*), Pl. 6, fig. 5; *Walk.*, Delt., p. 134 (*Epizeuxis*); *Microphysa?* *scriptipennis* *Walk.*, Noct. p. 1765; *Grote*, Trans. Am. Ent. Soc., 4, p. 307.

acumulalis *Hübner*, Verz., S. 346, No. 3313; *Guen.*, Delt., p. 78 (*Helia*); *Grote*, Trans. Am. Ent. Soc., 4, p. 307; *Walk.*, Delt., 134; *Microphysa?* *mollifera* *Walk.*, Noct., p. 1765.

Canada, southward.

²⁴ *Helia* is pre-occupied by *Hübner*, Verzeichniss, S. 259.

MEGACHYTA, Grote (1873).Type: *Epizeuxis lituralis* Hübn.**lituralis** (Hüb.), Zutr., 19, 20; Grote, Trans. Am. Ent. Soc. 4, 306; Zeller, Verh. z.-b. G., S. 443 (*Zanclognatha*).**deceptricalis** (Zeller), Verh. z.-b. G., S. 474.
Canada, southward.**LITOGNATHA**, Grote (1873).Type: *Litognatha nubilifascia* Grote.**nubilifascia** Grote, Bul. Buf. Soc. Nat. Sci. 1, 85, Pl. 2, figs. 2, 3.**litophora** Grote, Bul. Buf. Soc. Nat. Sci. 1, p. 86.
Canada, southward.**CHYTOLITA**, Grote (1873).Type: *Herminia morbidalis* Guen.**morbidalis** (Guen.), Delt. p. 56, Pl. 6, fig. 3 (*Herminia morbillosalis*); Grote, Trans. Am. Ent. Soc. 4, pp. 96 and 309; Bul. Buf. Soc. Nat. Sci. 1, p. 39.
Canada, southward.*** PITYOLITA**, Grote (1873).Type: *Herminia pedipilalis* Guen.**pedipilalis** (Guen.), Delt., p. 57 (*Herminia*); Grote, Trans. Am. Ent. Soc. 4, 96; Bul. Buf. Soc. Nat. Sci. 1, p. 39.
Canada, southward.*** ZANCLOGNATHA**, Led. (1857).Type: *Paracolax tarsiplunalis* Hübn.**laevigata** Grote, Trans. Am. Ent. Soc. 4, 95 (*Herminia*); Bul. Buf. Soc. Nat. Sci. 1, p. 39 (*Zanclognatha*).**ochreipennis** Grote, Trans. Am. Ent. Soc. 4, 98 (*Herminia*); Bul. Buf. Soc. Nat. Sci. 1, p. 39 (*Zanclognatha*).**eruralis** (Guen.), Delt. p. 58 (*Herminia*); Grote, Bul. Buf. Soc. Nat. Sci. 1, p. 39 (*Zanclognatha*).**marcidilinea** Grote, Trans. Am. Ent. Soc. 4, pp. 97 and 309 (*Herminia*); Bul. Buf. Soc. Nat. Sci. 1, p. 39 (*Zanclognatha*).**obscuripennis** Grote, Trans. Am. Ent. Soc. 4, pp. 98 and 309 (*Herminia*); Bul. Buf. Soc. Nat. Sci. 1, p. 39 (*Zanclognatha*).† **jacchusalis** (Walk.), C. B. M. Delt., p. 104 (*Herminia*).† **protumnusalis** (Walk.), l. c., p. 104 (*Herminia*).† **eumelusalis** (Walk.), l. c., p. 105 (*Herminia*).

- † *cloniasalis* (Walk.), l. c., p. 105 (*Herminia*).
 † *pyramusalis* (Walk.), l. c., p. 106 (*Herminia*); *Herm. gyasalis* Walk. l. c., p. 856.
 † *phalerosalis* (Walk.), l. c., p. 107 (*Herminia*).
 † *salusalis* (Walk.), l. c., p. 107 (*Herminia*).
 † *heliusalis* (Walk.), l. c., p. 108 (*Herminia*).
 † *clitosalis* (Walk.), l. c., p. 108 (*Herminia*).
 Canada, southward.

CLEPTOMITA, Grote (1873).

Type: *Cleptomita atrilineella* Grote.

- atrilineella* Grote, Trans. Am. Ent. Soc. 4, p. 301.
 Texas.

COPTOCNEMIA, Zeller (1872).

Type: *Coptocnemia floccalis* Zeller.

- † *floccalis* Zeller, Verh. z.-b. G., S. 476, Tab. 1, fig. 10.
 Texas.

* COLOBOCHILA, Hübner (1816).

Type: *Pyralis salicalis* W. V.

- interpuncta* Grote, Trans. Am. Ent. Soc. 4, pp. 93 and 309; *Col. saligna* Zeller, Verh. z.-b. G., S. 462; Bul. Buf. Soc. Nat. Sci. 1, p. 170.
 Southern States.

PHILOMETRA, Grote (1872).

Type: *Herminia longilabris* Grote.

- longilabris* Grote, Trans. Am. Ent. Soc. 4, pp. 99 and 309; Bul. Buf. Soc. Nat. Sci. 1, p. 40.
serraticornis Grote, Trans. Am. Ent. Soc. 4, pp. 98 and 309; Bul. Buf. Soc. Nat. Sci. 1, p. 40.
 Canada, southward.

SISYRHYPENA, Grote (1873).

Type: *Sisyr. pupillaris* Grote.

- pupillaris* Grote, Can. Ent., 5, 227.
 Texas.

TETANOLITA, Grote (1873).

Type: *Tetan. lixalis* Grote.

- lixalis* Grote, Trans. Am. Ent. Soc., 4, p. 306.
 Texas.

PALTHIS, *Hübner* (1816).Type: *Palthis angulalis* *Hübner*.*angulalis* *Hübner*, *Verz.*, S. 342; *Grote*, *Trans. Am. Ent. Soc.* 4, pp. 107 and 309.*asopialis* (*Guenée*), *Delt.*, p. 96 (*Clanyma*); *Grote*, *Trans. Am. Ent. Soc.* 4, pp. 108 and 309.

Canada, southward.

PHALAEENOPHANA,²⁵ *Grote* (1873).Type: *Phal. rurigena* *Grote*.*rurigena* *Grote*, *Trans. Am. Ent. Soc.* 4, p. 305.

Canada, southward.

HORMISA, *Walker* (1859).Type: *Hormisa absorptalis* *Walk.*† *absorptalis* *Walk.*, *C. B. M. Delt.*, p. 74.

United States.

RENIA, *Guenée* (1854).Type: *Renia discoloralis* *Guen.**discoloralis* *Guen.*, *Delt.*, p. 83; *Grote*, *Trans. Am. Ent. Soc.* 4, p. 24; *Hypena fullaeialis* *Walk.*, *Delt.*, p. 38.*brevirostralis* *Grote*, l. c., pp. 25, 309, Pl. 1, figs. 91, 92.*alutalis* *Grote*, l. c., pp. 99, 309.*plenilinealis* *Grote*, l. c., pp. 99, 309.*larvalis* *Grote*, l. c., pp. 26, 309.*centralis* *Grote*, l. c., pp. 27, 309.*restrictalis* *Grote*, l. c., pp. 26, 309, Pl. 1, fig. 94.*Belfragei* *Grote*, l. c., pp. 27, 304, 309, Pl. 1, fig. 95; *Renia pastoralis* *Grote*, l. c.

Canada, southward.

BLEPTINA, *Guenée* (1854).Type: *Bleptina caradrinalis* *Guen.**caradrinalis* *Guen.*, *Delt.*, p. 67; *Grote*, *Trans. Am. Ent. Soc.* 4, p. 93.*inferior* *Grote*, *Trans. Am. Ent. Soc.* 4, p. 94.

Canada, southward.

* **RIVULA**, *Guenée* (1844).Type: *Pyralis sericealis* *W. V.**propinqualis* *Guen.*, *Delt.*, p. 49.

Canada, southward.

²⁵This genus has ocelli, as I have observed since originally describing it. None of our American species of Noctuidae except *Feralia jocosa* appear to have the ocelli wanting. In the European genera *Tholomiges*, *Hyphenodes* and *Orectis*, they are said to be absent.

* **BOMOLOCHA**, *Hübner* (1816).Type: *Pyralis crassalis* *Fabr.**scutellaris* *Grote*, *Can. Ent.* 5, p. 225.*baltimoralis* (*Guen.*), *Delt.* p. 34 (*Hyppena*); *Grote*, *Trans. Am. Ent. Soc.* 4, pp. 102, 309; *Hyppena laciniosa* *Zeller*, *Verh. z.-b. G.*, S. 464, *Tab. 2*, fig. 8; *Hyppena benignalis* *Walk.*, *Delt.*, p. 32.† *albisignalis* (*Zeller*), *Verh. z.-b. G.*, S. 463 (*Hyppena*).*abalienalis* (*Walk.*), *Delt.*, p. 31 (*Hyppena*); *Grote*, *Trans. Am. Ent. Soc.* 4, pp. 102, 309.*bijugalis* (*Walk.*), *Delt.* p. 52 (*Hyppena*); *Grote*, *Trans. Am. Ent. Soc.* 4, pp. 103 and 309, *Pl. 1*, fig. 93; *Hyppena pallialis* *Zell.*, *Ver. z.-b. G.*, S. 466, *Tab. 2*, fig. 9.*manalis* (*Walk.*), *Delt.*, p. 33 (*Hyppena*); *Grote*, *Trans. Am. Ent. Soc.* 4, pp. 103 and 309.*achatalis* (*Zeller*), *Verh. z.-b. G.*, S. 22, *Tab. 2*, fig. 7 (*Hyppena*); *Hyppena madefactalis* *Grote*, *Trans. Am. Ent. Soc.* 4, pp. 103 and 309; ? *Hyppena madefactalis* *Guen.*, *Delt.* p. 35.

Canada, southward.

EUHYPENA, *Grote* (1873).Type: *Hyppena internalis* || *Robinson*.*toreuta* *Grote*, *Trans. Am. Ent. Soc.* 4, pp. 24 and 310; *Hyppena internalis* || *Rob.*, *Ann. N. Y. Lyc.* 9, 311.*sordidula* *Grote*, *Trans. Am. Ent. Soc.* 4, pp. 103 and 310.

Canada, southward.

MACRHYPENA, *Grote* (1873).Type: *Hyppena deceptalis* *Walk.**deceptalis* (*Walk.*), *Delt.*, p. 30 (*Hyppena*); *Grote*, *l. c.*, pp. 104 and 310.*profecta* *Grote*, *l. c.*, 4, pp. 104 and 310; *Bul. Buf. Soc. Nat. Sci.* 1, p. 38.

Canada, southward.

LOMANALTES, *Grote* (1873).Type: *Lomanaltes laetulus* *Grote*.*laetulus* *Grote*, *Bul. Buf. Soc. Nat. Sci.* 1, p. 14, *Pl. 1*, figs. 12, 13.

Canada to Pennsylvania.

* **MEGHYPENA**,²⁶ *Grote* (1873).Type: *Meghypena velifera Grote*.*velifera Grote*, Bul. Buf. Soc. Nat. Sci. 1, p. 87, Pl. 2, fig. 7.*lentiginosa Grote*, Bul. Buf. Soc. Nat. Sci. 1, p. 87.

New York.

* **HYPENA**, *Schrank* (1801).Type: *Pyralis rostralis Linn.**californica Behr*, Trans. Am. Ent. Soc. 3, p. 23.*olivacea Grote*, Can. Ent. 5, p. 226.*evanidalis Robinson*, Ann. Lyc. N. H., 9, p. 311; *Grote*, Trans. Am. Ent. Soc. 4, pp. 101 and 309, Pl. 1, fig. 87.*humuli Harris*, Ins. Inj. Veg. p. 477; *Grote*, Trans. Am. Ent. Soc. 4, p. 101; *Hypena germanalis Walk., Delt., p. 35.?**citata Grote*, Trans. Am. Ent. Soc. 4, p. 101.† *edictalis Walk., C. B. M. Delt., p. 28.*† *damnosalis Walk., C. B. M. Delt., p. 29.*† *caducalis Walk., C. B. M. Delt., p. 35.*

Canada, southward, and California.

PLATYHYPENA, *Grote* (1873).Type: *Hyblaea scabra Fabr.**scabra (Fabr.)*, Syst. Supp. 4 (*Hyblaea*); *Crambus crassatus Haw., 366; Hypena obesalis Steph., 4, 11; Hypena erectalis Guen. (♀) Delt., 40; Lintn., Can. Ent. 5, p. 81; var. subrufalis Grote, Trans. Am. Ent. Soc. 3, p. 102.*

Canada, southward.

HETEROGRAMMA, *Guenée* (1854).Type: *Heterogramma circumflexalis Guen.**indivialis Grote*, Trans. Am. Ent. Soc. 4, pp. 106 and 308.

Canada, southward.

TORTRICODES, *Guenée* (1854).Type: *Tortricodes pterophoralis Guen.**bifidalis Grote*, Trans. Am. Ent. Soc. 4, pp. 105 and 310.

Canada, southward.

²⁶ To this genus belongs the European *M. proboscidalis*.

NOCTUO-PHALAENIDI, Boisd. (1829).

{ Phalaenoidi *Guenée* 1841. }
 { Brepoides, *Herr.-Sch.* 1845. }

* **BREPHOS, Hübner** (Tentamen).²⁷

Type: *Phalaena parthenias* *Linn.*

infans *Möschl.*, W. E. M. 6, S. 134, Taf. 1, fig. 6; *Brepfos parthenias* † *Möschl.*,
 W. E. M. 4, S. 371; *Brepfos lamadryas* *Harr.*, *Scudd. Ent. Cor.*, p. 174,
 Pl. 1, fig. 4.

† **californicus** *Boisd.*, *Ann. Soc. Ent. Belg.*, T. 12, p. 88.

† **melanis** *Boisd.*, *Ann. Soc. Ent. Belg.*, T. 12, p. 88.

Labrador to Eastern States, and California.

LEUCOBREPHOS, Grote (1874).

Type: *Anarta brephoides* *Walk.*

brephoides *Walk.*, C. B. M., *Noct.* p. 702 (*Anarta*); *Grote*, *Proc. Ent. Soc. Phil.*
 3, p. 74; *Archicaris resoluta* *Zeller*, *Stett. Ent. Zeit.* 24 Jahr., S. 136, Taf.
 2, fig. 1.

Hudson's Bay Territory.

NOTE 1. While this List was passing through the press, Mr. H. K. Morrison kindly sent me a specimen of an undescribed species allied to *Actinotia*. On re-examining my types in this latter genus I find that two of the species agree structurally with Mr. Morrison's new species, and that they differ from *Ac. ramosula* and the three European species of the genus, by the hairy eyes. I dedicate the new genus to its discoverer:

MORRISONIA, Grote (1874).

Type: *Cloantha evicta* *Grote.*

evicta *Grote*; *Actinotia evicta* *Grote*, *List*, p. 16.

vomerina *Grote*; *Actinotia vomerina* *Grote*, *List*, p. 16.

The position of the genus will be after *Actinotia*.

NOTE 2. Prof. C. V. Riley has kindly sent me specimens determined as *Agrotis Cochranii*; they belong to *Agrotis repentis*; the latter name is the more recent.

²⁷ This use of this generic term is the earliest I find, and ante-dates *Archicaris*.

NOTE 3.—In investigating the synonymy of the genus *Apamea*, I find that under its restriction by Lederer it contains one of the original species: *testacea*. This might be considered as the type of the genus. But *testacea* is also included by Boisduval, in 1829, in his genus *Luperina*, which must be regarded as a disintegration of *Apamea*, although its distinguished author seems to regard it as synonymous. Whether the terms *Luperina* or *Apamea* prevail for *Apamea Led.*, a new name is necessary for *Luperina Led.*, which contains none of Boisduval's original species of *Luperina*. For this genus I propose the name *Ledereria* (*Luperina Led.*, non Boisd.) As yet I know no American species of *Apamea* (in sensu Led.) or *Ledereria* (*Luperina* in sensu Led.).

CORRECTIONS:

- Page 2, foot note, for "Sco." read "Soc."
 " 4, line 36, dele "H."
 " 15, line 12, for "*Walk.*" read "(*Walk.*)"
 " 15, line 15, for "*Walk.*" read "(*Walk.*)"
 " 23, line 7, for "*Oth*" read "*Orthos.*"
 " 29, after line 5 insert "Canada, southward."
 " 31, line 33, for "*algioda*" read "*algida*"
 " 35, line 12, for "dipsaci" read "dipsacea"
 " 38, line 13, for "**coerulea**" read "**caerulea**"
 " 39, line 5, for "**flavistiaris**" read "**flavistriaria**"
 " 40, line 3, for "*Melipotēs*" read "*Melipotis*"

INDEX TO GENERA.

	Page.		Page.
Ablepharon,	21	<i>Autographa</i> ,	31
Abrostola,	30	Axenus,	35
Achatodes,	20	<i>Banlia</i> ,	37
<i>Acolasia</i> ,	45	Basilodes,	29
<i>Acontia</i> ,	36	Bendis,	45
Acronycta,	7	Bleptina,	50
Actinotia,	16	Bolina,	40
Adipsophanes,	28	Bombycia,	5
Adita,	12	Bomolocha,	51
Admetovis,	19	Brephos,	53
<i>Aedia</i> ,	40	Brotolomia,	18
Agassizia,	45	Bryophila,	8
Agnomonina,	38	Callopietria,	17
<i>Agrapha</i> ,	30	Calocampa,	27
<i>Agrophila</i> ,	37	Calpe,	29
Agrotis,	9	Calymnia,	24
Alaria,	33	Campometra,	46
Aletia,	24	Capnodes,	45
Allotria,	40	Caradrina,	22
Ammoconia,	12	Catocala,	41
Anarta,	31	<i>Celaena</i> ,	16
Annaphila,	35	Celiptera,	39
Anomis,	23	Ceramica,	22
Antiblemma,	44	<i>Cerastis</i> ,	26
Anticarsia,	44	Chamyris,	37
Anytus,	27	Charadra,	6
<i>Apamea</i> ,	15, 54	<i>Chariptera</i> ,	14
<i>Apatela</i> ,	7	Chloridea,	33
<i>Aplecta</i> ,	12	Choephora,	25
<i>Archicaris</i> ,	53	Chytolita,	48
Argillophora,	46	Chytonix,	14
Arzama,	19	<i>Cirrhoedia</i> ,	24
<i>Aspila</i> ,	33	Cirrhophanus,	19
Atethmia,	24	<i>Cissusa</i> ,	38
<i>Auchmis</i> ,	12	Cleoceris,	25

	Page.		Page.
Cleptomita,	49	Glaea,	26
<i>Cloantha</i> ,	16	Gortyna,	18
Colobochila,	49	<i>Grammophora</i> ,	9
Conservula,	17	<i>Graphiphora</i> ,	11
<i>Copipanolis</i> ,	14	Habrosyne,	5
Coptocnemia,	49	Hadena,	14
<i>Cosmia</i> ,	24	<i>Hapalia</i> ,	13
Crambodes,	28	Harrisimemna,	6
<i>Crymodes</i> ,	15	Harveya,	43
Cucullia,	28	<i>Hecatera</i> ,	13
<i>Cymatophora</i> ,	5	Heliophilus,	35
Derrima,	33	Heliolonche,	34
<i>Deva</i> ,	30	Heliophila,	21
Dianthoecia,	13	<i>Heliophobus</i> ,	13
<i>Dichagramma</i> ,	26	Heliopsis,	35
Dicopis,	6	Helotropha,	18
<i>Diptera</i> ,	6	Hemiceras,	29
Dipterygia	16	Heterogramma,	52
Doryodes,	20	<i>Herminia</i> ,	48
Drasteria,	38	Homohadena,	14
<i>Dyachrisia</i> ,	30	Homoptera,	45
<i>Dyops</i> ,	30	Hormisa,	50
<i>Emmelia</i> ,	37	Hydroecia,	18
Epizeuxis,	47	Hypena,	52
<i>Erastria</i> ,	37	Hypogramma,	40
Erebus,	45	Hypsoropha,	29
<i>Eriopus</i> ,	17	Hyppa,	16
Erotyla,	37	Ingura,	29
Euclidia,	38	Ipimorpha,	24
Eucoptocnemis,	13	Isogona,	44
Euhypena,	51	Jaspidea,	8
Eulepidotis,	24	<i>Jodia</i> ,	25
Euleucyptera,	34	<i>Lacinia</i> ,	5
<i>EUNETIS</i> ,	42	<i>Lamprosia</i> ,	42
Euplexia,	17	Lamprosticta,	14
Eupsephopaectes,	17	Laphygma,	22
Eurois,	12	Ledereria,	54
Eustrotia,	37	Lepidomys,	37
Eutelia,	38	Lepipolys,	32
Euthisanotia,	20	Leptina,	5
Eutoreuma,	44	<i>Leptosia</i> ,	36
Feralia,	6	<i>Leucania</i> ,	21
Galgula,	36	Leucobrephos,	53

	Page.		Page.
Lithacodia,	8	Pachypolia,	14
Lithophane,	26	Palthis,	50
Litognatha,	48	Pangraptia,	47
<i>Litomitus</i> ,	39	Panopoda,	44
Litoprosopus,	30	Panula,	39
Lomanaltes,	51	Parallelia,	38
<i>Luperina</i> ,	18, 54	Parthenos,	41
Lygranthoecia,	33	Perigea,	16
<i>Lyssia</i> ,	39	Phalaenophana,	50
Macrhypena,	51	Phalaenostola,	47
Macronoctua,	19	Pheocyma,	45
Mamestra,	12	<i>Philochrysta</i> ,	20
Marasmalus,	28	Philometra,	49
<i>Marmorinia</i> ,	47	<i>Philonima</i> ,	33
Matigramma,	46	<i>Phlogophora</i> ,	17
Megachyta,	48	Phoberia,	39
Meghypena,	52	<i>Phosphila</i> ,	15
Melaporphyria,	33	Plurys,	39
Melicleptria,	34	<i>Phyprosopus</i> ,	29
<i>Melipotis</i> ,	40	Pityolia,	48
Metoponia,	37	Poaphila,	38
<i>Miana</i> ,	16, 37	<i>Placodes</i> ,	30
Microcoelia,	9	Plagiomimicus,	32
<i>Misclia</i> ,	15	Ptatsenta,	20
Moma,	7	Pleonectopoda,	11
Monodes,	22	Pleonectyptera,	44
<i>Monogona</i> ,	29	Plusia,	30
Morrisonia,	53	Plusiodonta,	23
Mythimna,	24	Polia,	14
<i>Mythimna</i> ,	21	Polygrammate,	9
Naenia,	18	Prodenia,	17
Nephelodes,	18	Pseudaglossa,	47
<i>Noctua</i> ,	9, 10, 11	Pseudanthracia,	46
Nonagria,	19	Pseudothyatira,	5
Ochria,	19	Pterætholix,	23
<i>Ogygia</i> ,	10	Pyrophila,	22
Ommatostola,	20	Pyrrhia,	35
Oncocnemis,	13	Raphia,	6
<i>Ophiusa</i> ,	39	Remigia,	44
<i>Oracsia</i> ,	29	Renia,	50
Oria,	33	Rhodophora,	33
Orthodes,	23	<i>Ripogenus</i> ,	50
Orthosia,	25	<i>Saligena</i> ,	6
Pachnobia,	23	Schinia,	32

	Page.		Page.
Scolecocampa,	20	<i>Teratocera</i> ,	47
Scoliopteryx,	26	Tetanolita,	49
Scopelosoma,	26	Thalpochores,	36
Senta,	20	Tortricodes,	52
<i>Septis</i> ,	28	Tricopis,	34
Sisyrhopena,	49	Trigonophora,	17
Spargaloma,	46	Ufeus,	21
Spiloloma,	43	Valeria,	14
Stibadium,	32	Xanthia,	25
Stictoptera,	39	<i>Xestia</i> ,	25
Stiria,	32	Xanthoptera,	36
Sudariophora,	29	<i>Xylina</i> ,	26, 27
Sylectra,	47	Xylomiges,	27
<i>Sympistis</i> ,	32	<i>Xylophasia</i> ,	15, 16
Syneda,	40	Ypsia,	45
Taeniocampa,	23	Zale,	46
Tamila,	35	Zanclognatha,	48
Tarache,	36	Zosteropoda,	22
Telesilla,	30	Zotheca,	23

DESCRIPTIONS.

Feralia, n. g.

The eyes are small, naked, with lashes. The genus thus differs at once from the European *Diptera* (*ludifica*), in which the eyes are hairy. The palpi are very short, not long as in *Moma*. The male antennae are shortly pectinate throughout their length. The thorax has a central crest. The species are green colored, and, though smaller, in appearance resemble the European *Dichonia aprilina*, from which they differ structurally by the absence of the enlargement of the fore tibiae. In the typical species, *jocosa*, after a careful examination, I cannot find ocelli. The body is shaggily haired, and the habitus recalls *Harrisimemna*.

(1.) *Feralia jocosa* (*Guen.*).

♂.—The eyes are smaller than in the succeeding species and I do not find ocelli. The antennae are shortly pectinate, the vestiture shaggy, the head sunken in the prothorax, the palpi very short. Bright, somewhat bluish green; primaries with the transverse lines double, black, with white centers, waved, dentate or irregular, in general appearance as in *D. aprilina*. Reni-

form concolorous, very large, with black and white annuli; orbicular also concolorous and well sized and beneath this the large claviform may be told by its marginal lines which are similar to those of the other spots. *No sub-terminal line*; this line being merely indicated by a black blotch at internal angle and a similar mark on costa. A row of small terminal interspaceal black and white dots, opposite to which the fringes are broadly black-checked. Hind wings blackish, concolorous; beneath paler, whitish, soiled with blackish, with distinct black discal mark and exterior band, and a strongly marked terminal line. On the blackish primaries the terminal space is light green. Antennae testaceous; head and thorax like primaries, marked with black. Sides of the face and palpi laterally with black hairs. Feet dotted black and white.

Expanse, 37 m. m. Ithaca, Mr. J. H. Comstock, No. 412.

In this species the costa is uninterruptedly marked with black and white from the inception of the t. a. line to apex. The space between the discal spots is slightly powdered with black scales, a character that may be variable.

(2.) *Feralia Comstocki*, *Grote*.

♂.—The eyes are relatively a little larger than in *jocosa*, and the ocelli are visible. The antennae are as in *jocosa*, while the body is less pilose. The whole insect resembles *Moma fallax* quite closely, but may be separated by the *short labial palpi*, and the pectinate antennae. Rather light bright green with the spots indistinctly margined, large. Between the ordinary spots the cell is black. The t. a. line and basal line are black and white, incomplete, subcontinuous. The space beyond the reniform and inferiorly on the median space to the submedian fold is black. The t. p. line is indicated by black shades which commence on costa near the apex, narrowing the pale green terminal space which wants the usual terminal dots. Hind wings pale green, soiled with fuscous, with a vague band and discal spot. Beneath both wings pale green, the markings vague, powdery, reflecting the markings of the upper surface.

Expanse, 34 m. m. Mr. J. H. Comstock, Ithaca, N. Y., No. 2.

In my specimen the fringes are defective so that I cannot describe them. This species resembles *Moma fallax*, at first sight very closely, the t. a. and basal lines on the primaries are linear and subcontinuous, and the ordinary spots more clearly marked. It is generically distinct by the very short palpi and the pectinate antennae. It is not improbable that it is Guenée's var. A of *jocosa*; and if so the specimen which I examined in the British Museum in 1868, and which is probably the type of Guenée's var. A, belongs to F.

Comstocki. I thought this specimen to be a variety of *Moma fallax*, but at that time I was unprepared to recognize a species closely resembling *M. fallax*, but differing structurally by the shorter palpi. From *F. jocosa*, the new species differs by the somewhat larger more prominent eyes, broader head, and thinner and shorter vestiture, as well as by the differences in ornamentation, which are very obvious. The vestiture is not so shaggy, and the head rather more prominent. The costal region is not black and white marked, as it is in *F. jocosa*, and the orbicular is relatively smaller, while the hind wings differ greatly in appearance. All these characters appear to fall in with what Guenée says of his variety of *jocosa*, which seemed to him to have the air of a distinct species. The differences which separate the two forms are, however, probably of sufficient importance to warrant separate generic designations.

(3.) *Feralia februalis*, *Grote*.

♀.—A beautiful species of the size of *F. jocosa*, but more nearly resembling the European *Dichonia aprilina*, from the stouter thorax and more fusiform abdomen. Ornamentation of the primaries like *F. jocosa*. Bright apple green. The median transverse lines black, lunulated, with white edging. Ordinary spots large, concolorous, not completely defined, with white and black edging like the lines. Median shade black, narrow, dentate, not as obvious as in *D. aprilina*, and the Californian species wants the longitudinal black dash on submedian fold. The true subterminal line is very faint, white, irregular, not as in *D. aprilina*, with black marks, but with black sinuate streaks on costa, and on internal margin. A distinct, lobed, anteterminal white shade band, which is removed from the margin, and looks as if it were the subterminal line itself, followed by the green ground color; in *aprilina* this lobing is greenish, and the narrow terminal edge of the wing black between the lobes. The presence of these white lines or bands between the t. p. line and the terminal edge of the wing distinguishes the Californian species from *F. jocosa*. Fringes distinctly chequered, black and white. Hind wings pale whitish green with concolorous fringes, and two faint transverse lines hardly more than reflected from beneath where they are distinct and divaricate, and where there is a distinct discal mark. Fore wings beneath whitish green with distinct black costal marks, those opposite the inception of the subterminal most distinct. Thorax bright green with black marks. Abdomen somewhat fuscous, with very slight tufts, anal hairs green. Not improbably to be generically separated from *F. jocosa*; the ♂ is not known to me, and the species seems to agree in many characters with *F. jocosa*, while differing from *Dichonia* by the not swollen fore tibiae, more hairy vestiture and shorter palpi.

Expanse, 35 m. m. Sanzalito, February 12, Mr. Behrens. Collection of this Society.

(4.) *Agrotis phyllophora*, Grote.

♂.—A large handsome lilac-rosy colored species. All the tibiae spinose. Antennae impectinate, brush-like, with a single stouter ray on each side of each joint. *A. phyllophora* has a slight resemblance to *A. subrosea*, but belongs, from the ♂ antennal structure, to a different section of the genus. Fore wings purple red. All the lines widely geminate, of a darker red, tolerably distinct and sub-continuous. Basal half line distinct, with the nearly perpendicular wavy t. a. line widely geminate. No claviform spot. Orbicular and reniform concolorous, vaguely outlined, paler against the more deeply red shading of the discal cell. The slightly extended t. p. line is followed by blackish and pale points on the more deeply red tinted subterminal space. The irregular subterminal line appears by contrast between the latter and the paler terminal space, which is concolorous with the rest of the wing. Hind wings fuscous without bands or marks; fringes yellowish. Abdomen fuscous with yellowish anal hairs; thorax and head like fore wings; head above and palpi more brownish red; terminal palpal joint, front and thorax paler. Beneath the paler red-dusted hind wings show a vague dark fuscous median line accented on the veins. From *triangulum* and allies this species is at once separated by the armed fore tibiae.

Expanse, 40 to 42 m. m. Two specimens, New York, Canada.

(5.) *Agrotis formalis*, Grote.

♂.—An exceedingly dark and beautiful species, with silky squamation and somewhat flattened form, and allied to our eastern *A. collaris* and *A. geniculata*. Middle and hind tibiae alone spinose. Dark intense blackish brown. The collar has a narrow central pure white line, *above* which the prothoracic pieces are velvety black. Primaries with the costal edge broadly dark ashen to the inception of the t. p. line, absorbing the superior portion of the orbicular spot. Reniform grey, like the costal edge, moderate, with faint dark internal ring. Ordinary lines geminate, fine, not very distinct or complete, black. The t. a. line waved, nearly perpendicular. The basal half-line visible on the gray costal edge. The t. p. line roundedly but not greatly exerted opposite the cell, followed by minute black and white points on the subterminal space. Median space with a more ruddy brown tinge than the rest of the wing and like the thorax and tegulae. The faintly-pale subterminal line is shaded with brown and the dark fringes are brown at base and show a faint interior line. Hind wings blackish without marks, with white-tipped fuscous fringes that show a broad interior line. Abdomen blackish. Beneath the wings are a little paler, irrorate, with a rather distinct blackish common line and black discal mark on the hind wings.

Expanse, 35 m. m. One fresh specimen, Mr. Behrens, California. Coll. of this Society.

(6.) *Agrotis Wilsoni*, Grote, Bul. Buf. Soc. N. S. 1 p. 135, Pl. 4, fig. 3 (Nos. 12 and 24, Mr. Behrens, California).

I have now received a series of this fine species which is subject to considerable variation. My original description and figure illustrate the form in which the costal region and subterminal space are not differentiated by a paler color. The more usual form resembles *sexatilis* or *subgothica*, on account of the paler coloration of the costal region of primaries.

♂ ♀.—Eyes naked; all the tibiae spinose. ♂ Antennae brush-like, in the ♀ the antennae are pubescent beneath with single longer setae on the joints. Size rather stout, color olivaceous. Fore wings with the basal, median and terminal spaces deep olivaceous, varying in depth of color, darkest when the costal region and subterminal space are palest. T. a. line usually distinct, twice bent, pale centered, obsoletely geminate. Claviform concolorous, rather large, sometimes indistinct. On the median space the ordinary spots are blackish, more or less covered with pale scales, with a distinct inner pale annulet lining the external dark defining lines, which latter are sometimes inconspicuous; reniform upright, attenuate; orbicular oblique, spherical or oblong. Costal region and subterminal space varying in tint; sometimes violently contrasting by their pallor, again with the rest of the wing olivaceous; intermediate specimens have the costal region of the wing obscure grayish. In some specimens there are ferruginous tints about the base of the wing and again before the inception of the subterminal line; such specimens are the darker and more concolorous. Hind wings with a very distinct comma mark, fuscous above in ♀, paler at base in ♂, in both sexes pale beneath with the discal mark black and attenuate inferiorly; fringes white. The fore wings have the fringes darker with an incomplete interior line. Thorax olivaceous; collar paler at base; palpi pale with the second joint marked with blackish outwardly.

Average expanse, 38 m. m.

This species may always be distinguished by its distinct olivaceous and ochery colors. It is very much larger than *A. pitychrous* and the Colorado species described by me which are nearest to it in this respect. Coll. of this Society.

(7.) *Agrotis specialis*, Grote.

♂.—Antennae with tufts of bristles on the joints. Eyes naked; all the tibiae spinose. Bright reddish brown. Fore wings bright reddish brown with the median space darker, the narrow uneven terminal field blackish. Claviform outlined as in *A. Wilsoni*, and the median lines much as in that species. Ordinary spots contrasting, pale, powdery over a dark ground, of the usual

shape. Terminal dots distinct; fringes dark. Hind wings pale fuscous, hardly paler basally, with white faintly lined fringes. Beneath very pale, nearly white; hind wings with slight discal mark and powdered on the costal region with dark scales. Fore wings darker with dark fringes and terminal dots distinct. Thorax and head above vinous brown; abdomen pale fuscous.

Expanse, 38 m. m.

One bred specimen, Mr. Behrens. Allied to *A. Wilsoni*, but readily distinguished by its deep and rich red brown color and the difference in antennal structure. California. Coll. of this Society.

***Adita*, n. g.**

The head is prominent, eyes large, naked, with lashes. Antennae long, in the ♂ strongly bipectinate to the tips. All the tibiae are spinose; in addition the fore tibiae are provided with a stout claw as in *Oncocnemis*. Collar slightly elevated in front; thorax crested behind. Abdomen untufted, exceeding the hind wings. Fore wings broad, retreating at internal angles. The moth is rather stout and well sized, and in its strong structural characters seem to fall in between *Agrotis* and *Mamestra*.

Since Abbot illustrated the species in 1797, it has remained unnoticed by any author to my knowledge. The male is now for the first time described.

(8.) ***Adita Chionanthi* (Abb. & Sm.).**

♂.—Blackish gray, the costal region, ordinary spots and terminal space shaded with whitish gray. Basal half-line, black, distinct, erect. Median lines black, approximate, narrowing the median space below the median vein. Claviform black margined, small. T. a. line even, a little irregular at costa, slightly arcuate. Orbicular moderate, black ringed, rounded, whitish with a dark central stain. Median shade blackish, rivulous. T. p. line exerted over the nervules, skirting the large reniform inferiorly and running inwardly from vein 4. The line is very inconspicuously lunulate, nearly even. Subterminal shade line ragged, indicated by the differences in color between the subterminal and terminal spaces. A strong decided black dash on the interspace between veins 2 and 3, crossing the s. t. line. Fringes fuscous, obsoletely interrupted with whitish; a narrow black terminal line. Hind wings pellucid whitish, soiled with fuscous and with an indistinct median line; fringes whitish. Thorax like wings; collar with a black line.

Expanse, 42 m. m. Ithaca, N. Y., Mr. J. H. Comstock, No. 30.

(9.) *Mamestra puerilis*, Grote.

♂ ♀.—Size small. Eyes hairy. Tibiae all unarmed. Thorax and abdomen, indistinctly tufted. Labial palpi rather prominent. Color of *Mamestra lorea*, varying from bright to dusky ochreous; some specimens are quite dusky with blackish hind wings. On the primaries the lines are narrow, faint and nearly perpendicular; the t. a. line waved outwardly four times; the t. p. line marked with fine black points on the veins, not roundedly exerted opposite the cell, but running here parallel with the erect and distinct subterminal line. Median shade angulated, variably apparent. Reniform either white or reddish, and this independent of the general tone of the wing, so that a resemblance to *Hydroecia nictitans*, becomes noticeable; when white with an included inferior black stain or dot. Orbicular minute, black ringed with white center, or inconspicuous in those specimens with reddish reniform; fringes darker than the wing; terminal line more or less continuous. Hind wings blackish with the costal regions and fringes ochreous in the more reddish specimens. Beneath with distinct double exterior lines on the fore wings; secondaries with broad blackish median band and discal mark. The oviduct is not apparent beyond the abdominal tip.

Expanse, 27 m. m. A number of specimens from Mendocino, California, taken in June, are sent by Mr. Behrens under the No. 8. I have examined also specimens sent from California by Mr. Hy. Edwards.

(10.) *Dianthoecia leucogramma*, Grote, Bul. Buf. Soc. N. S. 1, p. 140.

♂.—Mr. Behrens sends a single fresh specimen in which the pale dots following the subterminal black cuneiform marks are not at all yellowish. The ♀ is still unknown to me. California. Collection of this Society.

(11.) *Dianthoecia rufula*, Grote.

♂ ♀.—Eyes hairy, with lashes. Male antennae brush-like, with a longer bristle on each side of each joint. The oviduct is exerted. The abdominal tuftings are obsolete. In color the species resembles *Mamestra puerilis*. It is pale reddish ochery, variable in redness. Ordinary spots concolorous with fine pale annuli; the orbicular rather large, oblique; the reniform erect, with darker, partly blackish center, and is the more noticeable. The lines fine and indistinct. The t. p. line is followed by a distinct series of black and pale points. Subterminal line continued, erect, finely pale margined outwardly. Fringes concolorous. Hind wings quite pale testaceous, stained with fuscous on the veins and hind border, with concolorous pale fringes. Beneath both wings very pale with an exterior transverse denticulate line on primaries con-

tinned to vein 2; a faint fuscous discal shade and mark. Hind wings with a median line marked on the nervules and discal point, with the costal region sprinkled with darker scales. Head and thorax above like primaries.

Expanse, ♂ 30, ♀ 34 m. m. "Oakland, No. 22," Mr. Behrens.

(12.) *Dianthoecia insolens*, Grote.

♀.—A large species with hairy eyes and the oviduct barely visible. It is a species of singular appearance, and resembles the European *D. caesia* and the European species of *Polia* (such as *nigroincta* H.-S. fig. 482). Hoary gray over fuscous the markings faint, with a tinge of yellow accompanying the large concolorous ordinary spots and the transverse lines. The narrow terminal space and the median, a little freer than the rest of the wing from pale scales. Subterminal line preceded by large and vague fuscous cuneiform marks. Terminal black dots distinct. Fringes fuscous and pale with a whitish basal line. Hind wings fuscous with a median shade line and pale fringes, Body parts concolorous with the wings. Beneath whitish, very sparsely irrorate with dark scales; a common undulating fuscous line and indistinct discal mark on hind wings.

Expanse, 50 m. m. Two fresh specimens, California, Mr. Behrens, without number. Collection of this Society.

(13.) *Oncocnemis Behrensi*, Grote.

♂ ♀.—Eyes naked, with lashes. Fore tibiae with a claw, else the tibiae unarmed. Collar rather wide and slightly produced in front. Size of the European *O. confusa*, H.-S. figs. 44, 45, and evidently exceedingly near that species. Apparently a darker species, and without so apparent a yellowish tint on the fore wings and none on the hind wings, which have broad fuscous borders, soiled veins and whitish bases with slight discal marks. Beneath evidently darker, peppered with black dots, and with the primaries wholly fuscous. The fore wings above are dark fuscous with an even neutral yellowish tinge; lines fine, black, waved and double. Ordinary spots concolorous, rounded, reniform with a blackish stain. Median shade line nearly perpendicular, angulated back to costa above the reniform. Median space wide, the t. p. line roundedly exerted much beyond the cell, approaching the subterminal line, the latter of the dull yellowish tinge of the wing preceded by irregularly sized black cuneiform marks unequally distinct. Fringes fuscous, dotted with black. Head and thorax above like fore wings, coarsely peppered with black scales.

Expanse, 32 to 33 m. m. "Sanzalito, February 10 to 14, Mr. Behrens, Nos. 14 and 29 (under the latter number a paler, probably somewhat worn specimen is sent). Several specimens, very fresh

and perfect. This is very different from the species of *Oncocnemis* described by me from Colorado. Its resemblance to the Russian *O. confusa*, instances the relationship of the Californian fauna. Col. Buf. Soc. Nat. Sci.

Chytonix,²⁸ n. g.

The eyes are naked, with lashes. Antennae simple, pubescent, slender. The form is frail; the vestiture of the thorax is composed of flattened scales with a slight admixture of hair; dorsum of the abdomen strongly tufted centrally. Primaries wide, with retreating inner angle. The genus differs from *Hadena* by the vestiture of the thorax which is not hairy but scaly. The species is fragile and seems to me related to *Homohadena badistriga*. The ornamentation, while peculiar, still recalls that species and the thoracic vestiture is similar in character, while the shape of the wings and the dorsal body tufts afford characters of structural dissimilarity.

(14.) Chytonix iaspis (*Guenée*).

♂.—The body is slender. Antennae thin and pubescent beneath. Abdomen strongly tufted. Wings ample. Primaries pale brown. T. a. line broad, dark brown, nearly even, outwardly oblique. Median space wide owing to the course of the fine and double t. p. line, which is widely and roundedly exerted over the nervules and runs gradually inwardly to internal margin where the two lines approach, and towards which the median space gradually narrows. A deep blackish brown broad shade on the submedian fold runs across the median space and includes just before the t. p. line a well defined *snow-white* spot. Ordinary spots large concolorous, double ringed. The terminal space is very narrow, even, darker than the pale brown shades which precede the pale irregular subterminal line. Terminal blackish brown line very distinct, sub-continuous; fringes dark, narrowly cut with pale. Hind wings fuscous with pale fringes. Beneath pale whitish fuscous with a discal dot and a rivulous median line on hind wings.

Expanse, 26 m. m. Ithaca, N. Y., J. H. Comstock.

(15.) Hadena genialis, *Grote*.

♂.—Allied to *H. lignicolor* and *H. lithorylea*, but a stouter and heavier species. The whole insect is of an even dull orange brown, hence there are no ferruginous shades or streaks on the primaries as in *lignicolor*. Ordinary spots concolorous, hardly perceivable, with pale annuli; reniform a little smaller and more excavate, orbicular notably more elongate than in *lignicolor* and attaining the reniform or very nearly so. T. p. line pale, hardly perceivable. On the terminal space near internal angle vein 1, the submedian fold and vein 2

²⁸ Gr.: *χυτρος* et *νίψ*.

are streaked with lead color, as are also veins 5 and 6 opposite the cell. The paler dentate fringes show a darker basal line. Hind wings orange fuscous, nearly concolorous with four wings; beneath the general color is a little brighter than above, on the hind wings a discal dot and line; on the primaries double faint exterior lines are perceivable with some whitish scales on costa and following the outer line at its inception. Body parts concolorous with the wings.

Expanse, 45 m. m. Mr. Behrens, California, No. 7. Collection of this Society.

(16.) *Hadena marina*, Grote.

Allied to *H. miselioides*, Guen., but the body is much stouter and on the primaries the reniform is only half the size, while the transverse posterior line is regularly lunulated. Dark green over black. Ordinary spots white with green centers, moderate, subequal; the orbicular oblique, the reniform erect, slightly medially constricted. Median lines black, approaching at submedian fold where the median space is black, the t. a. line waved, the t. p. line interspaceally lunulate, the veins beyond marked with black. Subterminal line brought near the margin, picked out by whitish scales more continuously above internal angle. Terminal black marks coarse and distinct, fringes dark, with a black line. Hind wings fuscous with terminal dark line and faint indications of two transverse shade lines; beneath paler, irrorate, with a large blackish discal mark and exterior transverse line. Thorax dark mossy green like the primaries; abdomen like hind wings; beneath blackish fuscous. Head rather small; eyes naked; maxillae pale testaceous.

Expanse, 32 m. m. Mr. Behrens, California. Collection of this Society.

Zosteropoda,²⁹ n. g.

A singular genus with narrow wings and linear body parts recalling, in its colors, *Xanthia*, but with extraordinarily tufted middle and hind legs. The antennae (δ) are long and pubescent with two longer setae on each joint. The eyes are naked. The maxillae long and stout. The palpi long, exceeding the front, with rather long and prominent terminal joint. The fore wings are narrow, of equal width, with parallel margins and slightly produced apices. The hind wings show a singular fringing of longer scales *above*, along the internal, median and subcostal nervures. The middle and hind tibiae are thickly tufted, especially the latter, which show an inwardly projecting lengthy and discolorous tuft. The abdomen is pointed terminally, without dorsal tufts, is narrow and exceeds the hind wings in length. In the shape of the primaries and by the tufted legs, a relationship with *Heliophila pseudargyria* is evidenced.

²⁹ Gr.: Ζωστήρη et πορς.

(17.) *Zosteropoda hirtipes*, Grote.

♂.—Yellow. Fore wings orange yellow with the two median lines of a deeper tint and distinct, both outwardly projected on the cell and thence returning obliquely to internal margin, subparallel. Reniform indicated by a dot. Hind wings yellowish white, with the longer fringes to the veins bright testaceous. Body concolorous; tibial tufts dusky. The ornamentation is simple; fringes concolorous and both wings show a very narrow terminal indistinct dark hair line. Beneath yellow with faint discal points and common line. The head and thorax are brighter tinged with the fore wings.

Expanse, 28 m. m. *Habitat*, California (Hy. Edwards, No. 3484).

(18.) *Pachnobia cornuta*, Grote.

♂.—Eyes naked; middle and hind tibiae spinose. Short bodied and plump with rather long, shortly pectinate and bristled antennae. Red on vinous brown. Vertex and the broad collar discolorous, pale or buff, the latter with fine lines. Head tufted between the antennae. Thorax dark red brown. Primaries red brown, shaded with pale scales along costal region. Ordinary spots pale, narrow, elongate, fused, the orbicular nearly parallel with costa, the reniform upright, with fine brown internal ring. Ordinary lines pale between incomplete dark lines; the t. a. line notably waved below median vein; the t. p. line obsoletely lunulate, appearing nearly even, roundedly exerted beyond the cell. Subterminal line preceded by blackish detached marks. Median space deeper colored on the cell. Fringes paler brown with a faint interior whitish line. Hind wings brownish fuscous, with paler yellow brown fringes. Beneath more reddish, irrorate, with distinct black discal mark on hind wings and common dark line. Feet dotted with pale scales.

Expanse, 29 m. m. Two fresh specimens, Mr. Behrens, No. 1. Col. Buf. Soc. Nat. Sci.

Zothea,³⁰ n. g.

Allied to *Calymnia* and *Enargia* (*Cosmia Led.*) and apparently very near the latter, but differing by the simple and merely pubescent male antennae, the wider primaries, and by the more sunken head. Whether the ♀ oviduct is exerted or not cannot be now ascertained in the absence of specimens of that sex. The eyes are naked. The thorax square and woolly, without tufts; the head is depressed and hardly visible from above. The abdomen seems to be as in *Calymnia* and shorter than in *Enargia*, with longer lateral hair. The size is larger than *Cosmia*, but inferior to *Enargia (palleacea)* and the ornamentation differs by the obliquity and projection of the t. p. line, which alone is evident. The species reminds us of *Choephora*.

³⁰ Gr.: Ζοθήκη.

(19.) *Zothea tranquilla*, Grote.

♂.—The color is a dusty pale brownish red, and the fore wings have a powdery look. The t. a. line is obsolete, as is the orbicular spot. The reniform is hardly to be made out, narrow and concolorous. The t. p. line is distinct, darker than the wing, much outwardly projected on vein 6, single, followed by a faintly paler shade, running inwardly obliquely and a little flexed to internal margin; s. t. line wanting; fringes darker than the wing. The median space is darker clouded centrally. Hind wings whitish faintly powdered with reddish outwardly, and with pale reddish fringes. The costal region of primaries, above the t. p. line before the apex, is darker shaded, and here the costal edge shows paler anteapical dots. Beneath both wings are whitish powdered with reddish along costal regions and outwardly, and showing the commencements of a common outer transverse line; on the primaries the narrow reniform is reflected. Body concolorous, with wings; the woolly thorax shows an underlying yellowish tint.

Expanse, 34 to 36 m. m. *Habitat*, California (Hy. Edwards, No. 160).

(20.) *Scopelosoma Graefiana*, Grote.

♂.—The eyes are naked; the body flattened; the squamation rough as in this genus, not smooth as in *Glaea*. The wings are elongate, the terminal line distinctly waved on the primaries, so that the fringes are uneven. The fore wings are narrow and long, with parallel margins and sharp apices. The ornamentation is different from either *Walkeri* or *vinulenta*, and the colors are as in some species of *Xanthia*, but I cannot separate this and the following species generically from either of the other species here referred to *Scopelosoma*. Yellow, powdered with deep orange. The fore wings are crossed by four nearly equidistant and straight, dark orange brown, even and distinct lines. The first of these is the basal half-line, angulated on the median vein. The second is the t. a. line, nearly straight. The third is the median shade, unusually distinct and continued, margining inwardly the reniform. The fourth is the t. p. line shortly projected outwardly at costa, narrow, darker than the rest, even and a little inwardly oblique. The ordinary spots are concolorous, with complete orange annuli, the orbicular moderate and spherical, the reniform large, with a faint inferior stain, outwardly excavate. The subterminal line is irregular and faint. The nervules are marked with dark scales. The hind wings are light yellowish with an orange cast which leaves the costal region free. A faint median line reflected from beneath; fringes pale. Beneath pale yellowish with a distinct continued orange line, a little irregular on hind wings which show a discal dot. Costa of fore wings touched with dusky towards the tips. Terminal irregular line accented, dark and fine on both wings. Body parts beneath pale yellowish; above the thorax and head with the fore tibiae are dusky orange.

Expanse, 36 m. m. New York (col. this Soc. and E. L. Graef).

(21.) *Scopelosoma ceromatica*, Grote.

♀.—This species has broader wings than *S. Graefiana*, widening more outwardly, and shorter, and more as in *Glaea*. The male antennae are more noticeably ciliate. The ornamentation resembles that of *S. Graefiana*. The color is an intensely vivid orange red. The fore wings show the lines distinctly, but these are hardly deeper than the ground color of the wings; their course is much as in *S. Graefiana*, but the t. p. is slightly lunulated. There is a remarkable powdering of pale scales over the wings wanting on the median space beyond the median shade and accompanying on the terminal space peculiar broad black shades on the veins. The ordinary spots are as in *S. Graefiana*; the orbicular difficult to make out and small, relieved by pale scales; the reniform concolorous, with a blackish inferior stain. Terminal line faintly waved, fringes concolorous, long and nearly even. Thorax and head colored like fore wings. Hind wings vinous orange with the costa pale, the median line from beneath seems reflected; a narrow terminal yellow shade obtains before the concolorous fringes. Beneath yellowish with a vinous tinge, especially over the fringes and at apex of fore wings. A common line and on hind wings a discal dot. Terminal line fine and lunulated on both wings which are more or less irrorate with red scales. Legs outwardly deep orange red. Abdomen above like hind wings. The costal region of primaries beneath shows a faint powdering of black scales.

Expanse, 32 m. m. New Jersey (E. L. Graef, raised from the larva).

(22.) *Scopelosoma vinulenta*.

Mr. H. K. Morrison has drawn my attention to the fact that I have erroneously regarded this species as the same as Guenée *S. sidus*. The type of *vinulenta* is before me. I have seen but two specimens from Texas (Cresson), New York (Lintner). It is a dull vinous blood-red species, nearly as intensely colored as *S. ceromatica*. The markings are much as in *S. satelletia*, the basal, t. a and t. p. lines accompanied by pale purplish shades and tolerably distinct; the reniform a narrow white lunule with superior and inferior white dots, again deeper stained than the wing. The costal edge of fore wings is *straight*, apices pointed.

Expanse, 36 m. m.

(23.) *Scopelosoma Morrisoni*, Grote.

I have received this species from Canada (Mr. Pettit) and from Cambridge (Mr. Morrison), the latter with the erroneous determination *S. Walkeri*. This species is of the color of *S. Walkeri*, but differs at once by the *even*, pale shaded

distinct median lines on the fore wings, which latter are of a rusty olivaceous ochreous. The reniform appears merely as a pale luniform mark looking of a piece with the t. p. line. This latter in *S. Walkeri* is dark, single, narrow, irregular or wavy, or a little interspaceally notched over the median nervules. Hind wings blackish, with fringes like the fore wings and thorax in color. Beneath like the fore wings above, irrorate with black scales, with distinct blackish discal spot and median band, the latter centrally more deeply indented than usual. Costal edge of primaries straight.

Expanse, 38 m. m.

(24.) Scopelosoma Walkeri.

I have my type before me and it agrees with the specimens taken about Buffalo before alluded to in this Bulletin. The color is dusky olivaceous ochreous and the reniform is white or whitish ochreous; again the color is more rusty and the spot reddish. The costal edge is straight. It appears to differ essentially from *S. sidus* in this particular, though the color is not the same. The narrow blackish t. p. line has been before described.

(25.) Scopelosoma sidus.

Mr. H. K. Morrison sends me a specimen with this determination and I find a second among my material of *S. Walkeri* taken about Buffalo. On comparison the color of the primaries is seen to be of a dusty pale brick red, the median lines distinct, blackish and as in *S. Walkeri* and *S. satellitia*; I have little doubt then that this is Guenée's species. The costa of the primaries is less straight, more arched than in the other species, and the median space is narrower, owing to the greater proximity of the median lines. All the species are nearly allied but can be readily distinguished by the characters pointed out; my only doubt is as to the specific validity of the distinction between this species and *S. Walkeri*, yet the characters afford good reason for a separate designation.

(26.) Xylomiges hiemalis, Grote.

♂ ♀.—This species has hairy eyes and in the shape of the wings is like *X. curialis*. The ornamentation recalls that of *Mamestra latex* (Guen.), than which this is a narrower species, the abdomen with a basal tuft, the thorax uncrested. The ♂ antennae are provided with bristled pectinations, the joints bead-like. The female antennae are simple, brush-like. Gray, shaded with blackish, with a warm tinge, the markings on the primaries distinct. A black

basal dash, above which the base is pale. T. a. line black, double, the gray center alone noticeable, not very irregular or much waved. Orbicular large, rounded, with incomplete black annulus, gray with a faint blackish dot. Reniform dark, upright, with a distinct reddish stain, a narrow black annulus inside of which is a gray ring, the center dark. T. p. line indistinct. Subterminal line whitish gray, preceded by uneven black cuneiform mark, cut by gray shades accompanying veins 3 and 4, and followed by interspaceal black marks. Terminal black interspaceal marks distinct. Hind wings whitish gray, irrorate with fuscous, with longer fuscous hairs over internal margin, with blackish discal dot and median line more apparent in ♂, and concolorous fringes before which the terminal black line is subcontinuous and very distinct; beneath as above, the black discal dot very distinct and the line marked on the veins.

Expanse, 34 m. m.

Three specimens sent by Mr. Behrens under the number 11, and labelled "Oakland, January." A single specimen bears the number "625, California." Both *Xylomiges curialis* and *X. patalis* are again sent me by Mr. Behrens; specimens of the latter species are labelled "Mendocino."

(27.) *Plusia bractea*, *S. V.*

A specimen sent by Mr. Behrens with the label "Mendocino, June," cannot be specially separated from European material of the species in the collection of this Society.

(28.) *Plusia 8-scripta*, *Sanborn*.

A species allied to *P. mortuorum*. Blackish and steel gray, in some specimens a faint rufous shade on t. p. line near submedian fold. T. p. line perpendicular, geminate, waved or trembled, and offering thus a distinguishing feature from Guenée's species. The metallic spot incompletely 8-shaped, open superiorly, pale yellowish or silvery; t. a. line not silvery, as in *mortuorum*, zigzag, geminate. Reniform similar to *mortuorum* in shape, but without any silvery shading, margined with black, enclosing a very fine silvery line. Subterminal line much as in *mortuorum*. Terminal line black followed by a distinct pale gray marginal shade following the scollops of the line. Fringe alternately gray and black. Hind wings with a wide diffuse blackish border, else pale with a sort of dirty yellowish brown tinge, like *mortuorum*. Beneath with faint median line and spot.

Expanse, 35 m. m. Anticosti Island (Couper); Racine (O. Meske); Mass. (Prof. Packard). By a clerical error I have written the name "*8-signata*" on p. 72, Vol. 6, Can. Ent.

(29.) *Plusia viridisigma*, Grote.

Much larger than *P. 8-scripta*, not so much shaded with blackish, but of a dark bluish gray, with the lines and spots distinct. T. a. line geminate, nearly even, strongly defected on t. a. line. Sign much as in *P. 8-scripta*, bolder, of a peculiar greenish-golden hue—verdigris-like. Orbicular distinct, black ringed, annulus irregular, toothed on the inside, surrounded with a pale shade. Reniform narrow, upright, elongate, black ringed, with a very fine pale incomplete line. T. p. line not inflected, waved, geminate. Subterminal space darker, more blackish than terminal. Subterminal line very distinct, with the double dentations on the interspaces between veins 2 and 4, strongly expressed. Hind wings with broad diffuse blackish borders. Beneath pale, somewhat yellowish, with the markings improminent. Head and thorax dark gray, like fore wings. Collar and tegular with distinct transverse black shade lines.

Expanse, 48 m. m. Quebec (F. X. Bélanger).

***Stiria*,³¹ n. g.**

A genus with strong characters which has its most natural position here. The color is bright yellow on the primaries, so that we are reminded strongly of *Gortyna*. The clypeus is remarkably full and exceeds the eyes; it has a heart-shaped, naked depression, not unlike that of *Plagiomimicus*, but with less prominently raised edges and with a moderate tubercle near its inferior and longer edge. The vestiture of the thorax and head is scaly, not hairy. The legs are unarmed except the short fore tibiae, which have a stout, blunt, terminal claw. The thorax is short with the extremities of the patagial squamæ uplifted, and in its total appearance it is like that of *Plagiomimicus*. The thoracic squamation is dark, pearly dotted or frosted. The fore wings are large, wide, triangulate, with a *Plusia*-like tooth at internal angle. The female oviduct is exerted. The eyes are naked.

(30.) *Stiria rugifrons*, Grote.

The fore wings are light yellow, with a patch on internal margin at the base, a larger one centrally, and the narrow inwardly irregular edged terminal space, purple brown with a frosting of pale scales, and concolorous with the thorax. The ordinary lines and spots are obliterate, but there are some faint shaded marks on the cell and faint traces of the t. p. line. Fringes frosted and concolorous with the dark terminal space which narrows to apices, leaving these of the yellow ground color. Hind wings whitish, soiled outwardly, without lines. Beneath pale, without marks, primaries soiled, secondaries whitish.

Expanse, 44 m. m. Kansas (Prof. Snow, No. 5); Colorado Ter. (Jas. Ridings).

³¹ Gr.: στερεός.

Stibadium,³² n. g.

Allied to *Stiria*, but with a strong external resemblance to *Telesilla cinercola*; larger than this species and recalling *Gortyna nitela*, in size, but with shorter body parts. The clypeus show a depression less prominent than in *Stiria* and without the tubercle, not so cup-like, and shallower than in *Plagiomimicus*. The wings not so large and triangulate as in *Stiria*, but more like *Telesilla* in their general shape. The legs are unarmed, except the short anterior tibiae, which have a strong claw. The color is that of *Telesilla cinercola*, a little darker and more olivaceous, thickly covered with pearly frostings. The ♀ oviduct is not exerted and there is no projection of the fringe at internal angle, as in *Stiria*. The eyes are naked.

(31.) Stibadium spumosum, Grote.

♂.—Color of *Telesilla cinercola*, but more olivaceous, thickly frosted. The two median lines white, the t. a. narrowest and less distinct. The t. p. line slightly projected and subangulated opposite the cell. The ordinary spots are concolorous, faint, vaguely outlined by white annuli of hair-like fineness, moderate, the reniform approximate to the t. p. line inferiorly. The subterminal space is paler and brighter tinted than the median, fringes concolorous. Terminal line dark, followed by a pale line at base of fringes. Thorax concolorous with the fore wings. Hind wings pale at base, fuscous outwardly; fringes pale fuscous with a paler basal shade. Beneath without markings; primaries dark, hind wings pale, whitish, with dark apical and costal cloudings.

Expanse, 35 m. m. Kansas (Prof. Snow, No. 63).

(32.) Lygranthoeccia saturata, Grote.

♂ ♀.—Is of the same pearly olivaceous blackish with *L. marginata* and *L. Thoreau*i and rather resembles the former species, but the wings are evenly saturated with an ochreous reddish tint which is peculiar. The median white lines are not even as in *L. marginata*, but crenulated and, on the submedian fold, show two opposed dentations. Size of *L. marginata* and smaller than *L. Thoreau*i, with the median lines more obvious than in the latter species. The markings are much the same in the three species, but the median lines are not as approximate centrally in *L. saturata*, as in *L. Thoreau*i, and are less divergent on internal margin than in either of the other species. Hind wings fuscous, with darker terminal shade, saturated with same tint as primaries. Beneath more reddish; secondaries whitish, thickly powdered with orange red, with faint pale line and discal mark. Fore wings with transverse outer dark shade line and discal marks darker than hind wings.

Expanse, 26 m. m. Texas. Col. Am. Ent. Soc. (Belgrave), Mass. (H. K. Morrison).

³² (Gr.: στίβαδιον.

(33.) *Melaporphyria immortua*, n. g. et sp.

Closely allied to *Melicleptria*. All the tibiae armed; the short fore tibiae with subequal terminal longer spines. Eyes small; front bulging without protuberance. The head is closely applied to the thorax, giving a different appearance to the insect from the species of *Melicleptria*. In size, the shape of the primaries and the length of the spurs, the species seems related to *Helica*. The ornamentation is not unlike the species referred by M. Guenée to *Anthoecia*, but yet differs sensibly. The ♂ abdomen does not show the oviduct extruded. The legs and face are more lengthily haired; the abdomen is smooth, without tufts and the wings have a velvety appearance. The colors are very dark, so that we are reminded of *Melicleptria arcifera*. The fore wings have the median lines fine, pale and even. The t. a. line forms an arc, much outwardly produced at the center. The t. p. line is oblique, nearly straight, a little sinuate, and is brought very nearly to the t. a. line medially. The median field is narrowed by the inwardly oblique course of the t. p. line, which thus differs here from its appearance in *M. arcifera*, *Spraguei*, etc., with which the species is similarly sized. The basal field is deep purple brown, becoming olivaceous before the t. a. line and there concolorous with the olivaceous brown or blackish subterminal field. Median space dusky brownish; all the veins marked by pale scales, and this latter character is especially noticeable on the subterminal space. The terminal space is lighter purple brown with a deeper shaded terminal line. There is merely a diffuse darker shade in the place of the reniform. Hind wings blackish at base, golden brown along terminal margin; the wing shows the brighter tint also as a faint median band. Fringes of the same golden brown at base, dusky tipped, as they are on primaries. Body parts olivaceous blackish. Beneath the wings are blackish at base, golden brown externally, the primaries the paler, and they show a common diffuse median blackish band, separated but slightly from the dark color of the base; fore wings with a golden brown discal spot.

Habitat, Albany (Mr. Lintner); Cambridge (Mr. Morrison).

Tricopis,³³ n. g.

In form allied to *Tarache* and with a similar clothing of flattened scales on the thorax. All the tibiae are armed and in addition the short fore tibiae have three unequal terminal claws, the longer on the inside. The eyes are naked. The bulging clypeus is thickly and mossily scaled, and the inferior clypeal plate is prominent. The outer margin of the fore wings is more oblique and the apices produced than in *Tarache* and *Schinia*. The abdomen is plump and untufted and the ovipositor is slightly extruded in the female. The ornamentation is not unlike that of the silver-flecked species of *Cucullia*.

³³ Gr.: τρεῖς et κοπίς.

(34.) *Tricopis chrysellus*, Grote.

♂ ♀.—Head and thorax mixed pale and sable brown. Fore wings with the base narrowly brown, a median narrow transverse sable brown band outwardly bent on the cell and the terminal space narrowly brown. Else the wing is silvery white with a brilliant lustre. Fringes pale yellowish. Hind wings testaceous whitish with terminal fuscous clouding. Beneath white, the fore wings with dull blackish stains.

Expanse, 25 m. m. Collected in Texas by Belfrage; Kansas, Prof. F. H. Snow, No. 192.

Antiblemma, Hübn.

The body parts are slender and the form is geometridous. The head is small, the clypeus smooth. The squamation of the head and thorax shows a slight intermixture of hairs. The eyes are naked, reticulated, without lashes. The antennae are filiform, simple, scaled, pubescent beneath, with longer setae on each joint, the base slightly swelled. The ocelli are present. The maxillae are corneous, moderate. The labial palpi are of unusual length, compressed and rather lengthily scaled, extended forwards fully three times the length of the head; third joint slightly porrect, nearly half the length of the second. Legs slender, tibiae unarmed, with powdery squamation. Wings ample, concolorous; primaries with the apices acute, external margin full centrally, costal edge slightly arched; secondaries rounded, with the external margin a little depressed before the determinate anal angle. Judging from figures our species is allied to *Antiblemma acclinalis* Hübn., from Surinam.

(35.) *Antiblemma canalis*, Grote.

♂.—The entire insect is dark brownish red. The wings show the t. p. line extended as a pale narrow common stripe angulated near the costa of primaries, as in the genera *Pleonectyptera* and *Anticarsia*, while the insect looks much more like a Geometer, belonging to *Drepanodes*, for example. The reniform is moderate, of a dark rich brown. The orbicular shows as a dark dot with a few whitish scales. The t. a. line and median shade are indicated on the costal region of primaries. A common subterminal series of pale and dark scale dots; fringes shorter, brighter tinted than the wing. Beneath paler with discal white and dark scale dots, and a common exterior darker, undulated shade line.

Expanse, 32 m. m. *Habitat*, New York (E. L. Graef, Esq., No. 539).

The following genus has been referred to the Herminidae by Dr. Clemens and redescribed under the name of *Deuterollyta* by Lederer, in 1863, as one of the Pyralidae, to which group I believe it to belong:

EPIPASCHIA, *Clemens* (1860).

Type: *Epipaschia superatalis* *Clem.*

† *superatalis* *Clem.*, Proc. Acad. Nat. Sci. Phil., 1860, p. 14.

borealis *Grote*, Bul. Buf. Soc. Nat. Sci. 1, p. 177 (*Deuterollyta*).

Eastern States.

EXPLANATION OF PLATE.

- | | |
|------------------------------------|----------------------------------|
| 1. <i>Dicopis muralis</i> . | 6. <i>Copipanolis cubilis</i> . |
| 2. <i>Platysenta atriciliata</i> . | 7. <i>Anarta subfuscula</i> . |
| 3. <i>Jaspidea lepidula</i> . | 8. <i>Orthosia apiata</i> . |
| 4. <i>Senta defecta</i> . | 9. <i>Orthosia inulta</i> . |
| 5. <i>Lithophane querquera</i> . | 10. <i>Tricopis chrysellus</i> . |
| 11. <i>Catocala semirelicta</i> . | |

II. Catalogue of the Coleoptera from the Region of Lake Pontchartrain, La.

BY S. V. SUMMERS, M. D., NEW ORLEANS, LA.

[Read before this Society, April 10, 1874.]

THE following list will enumerate all the known Coleoptera occurring within the limits of what may be known as the "Region of Lake Pontchartrain, Louisiana"; the list has been compiled from personal examinations of species in the possession of Mr. C. Trabrandt and in my own collection. I must also express here my obligations to Dr. Geo. H. Horn for determining many of the enumerated species. The classification of Dr. Le Conte with a few late modifications, has been followed. Many of the Louisiana species are among the rarest of the Coleoptera, *i. e.*, *Casnonia ludoviciana*, *Zuphium americanum*, *Gymnetis Sallei*, etc., and there still remains a large field for collections among the Dytiscidae and Staphylinidae. I would suggest for the latter family water, as the medium to be used in collecting, in bailing over the margin of streams; or, if fungi and animal excrement are to be searched, a pail two-thirds filled with water, will be found a valuable assistant.

CICINDELIDAE.

Megacephalini.

Tetracha carolina (Linn.).
virginica (Linn.).

Ccindelini.

Cicindela rugifrons Dej.
tranquebarica Hb.
repanda Dej.

Cicindela media Lec. (v.).
marginata Fab.
tortuosa Dej.
v. serpens Lec.
punctulata Fab.
v. micans Fab.
severa Laf.
Pilatei (Guérin).

CARABIDAE.

(Carabidae.)

Carabini.

- Nebria pallipes* Say.
Calosoma externum Say.
 scrutator (Fab.).
 Sayi Dej.
 frigidum Kirby.
 calidum (Fab.).
Carabus limbatus Say.
 vinetus, Weber.
 sylvosus Say.
Cychrus Lecontei (Dej.).
 Andrewsii Harr.

Scaritini.

- Pasimachus marginatus* (Fab.).
 sublaevis Beauv.
 punctulatus Hld.
 elongatus Lec.
Scarites subterraneus Fab.
 v. *vicinus* Chd.
 substriatus Hald.
Dyschirius globulosus Say.
 sphaericollis Say.
Ardistomis viridis, Say.
Aspidoglossa subangulata Chd.
Clivina corvina Putz.
 ferrea Lec.
 bipustulata Fab.
 rufescens Dej.

(Harpalidae.)

Brachiniini.

- Brachinus perplexus* Dej.
 conformis Dej.

- Brachinus lateralis* Dej.
 alternans Dej
 tomentarius Lec.

Panagaeini.

- Panagaeus crucigerus* Say.
 fasciatus Say.

Morionini.

- Morio monilicornis* Latr.

Dryptini.

- Galerita Janus* Fab.
 Lecontei Dej.
 bicolor Drury.
Zuphium americanum Dej.
Thalpius dorsalis (Brul.).

Odacanthini.

- Casnonia pennsylvanica* (Linn).*
 ludoviciana (Sallé).
Leptotrachelus dorsalis (Fab).†
Ega sallei Chevrr.
Laehnophorus pubescens Dej.
Eucaerus varicornis Lec.

Lebini.

- Loxopeza grandis* (Hentz).
 atriventris (Say).
 tricolor (Say).
Lebia marginicollis Dej.
 v. *affinis* Dej.
 viridis Say.
 v. *smaragdula* Dej.
 pumila Dej.
 v. *maculicornis* Lec.

* A single specimen found Feb. 4, 1874.

† Taken by Mr. C. Traubrandt.

Lebia lobulata *Lec.*
viridipennis *Dej.*
ornata *Say.*
analis *Dej.*
furcata *Dej.*
Dianchomena scapularis *Dej.*
Aphelogenia vittata (*Fab.*).
bivittata (*Fab.*).
Tetragonoderus fasciatus (*Hald.*).
Blechrus linearis (*Lec.*)
Apenes sinuata (*Say.*)
Pinacodera platicollis (*Say.*)
v. fuscata (*Dej.*).

Pterostichini.

Callida punctulata *Lec.*
Rhombodera pallipes *Lec.*
Calathus opaculus *Lec.*
mollis (*Mots.*). (*La.?*)*
Platynus tenebricosus *Gemm.*
extensicollis (*Say.*)
decorus (*Say.*)
punctiformis (*Say.*)
limbatus (*Say.*)
crenistriatus *Lec.*
Loxandrus rectus (*Say.*)
erraticus (*Dej.*)
minor (*Chd.*)
taeniatus *Lec.*
Evarthus americanus (*Dej.*)
colossus (*Lec.*)
Pterostichus permundus (*Say.*)
Sayi *Brullé.*
acutangulus *Chd.*
femoralis (*Kirby.*)
Amara avida (*Say.*)
angustata *Say.*

Amara impuncticollis (*Say.*)
fallax *Lec.*

Licinini.

Badister notatus *Hald.*
Diplochila major *Lec.* (*v.*)
impressicollis *Dej.*
obtusa (*Lec.*)
laticollis (*Lec.*)
Dicaelus purpuratus *Bon.*
ovalis *Lec.*
simplex *Dej.*
opacus *Laf.*
elongatus *Dej.*

Chlaenini.

Anomoglossus pusillus (*Say.*)
Chlaenius erythropus *Germ.*
fuscicornis *Dej.*
rufipes *Dej.*
sericeus (*Forst.*)
pensylvanicus *Say.*
tricolor *Dej.*
brevilabris *Lec.*
circumcinctus *Say.*
impunctifrons *Say.*
niger *Rand.*
tomentosus (*Say.*).

Oodini.

Lachnocrepis parallelus (*Say.*)
Anatrichis minuta (*Dej.*)
Oodes americanus *Dej.*
amaroides *Dej.*
texannus *Lec.* †
14-striatus (*Chd.*)
Lecontei (*Chd.*)
cupraeus (*Chd.*)
Evolenes impressus *Lec.* †

*From Dr. Arthur Wadgmar. I am not aware of this species occurring east of the Rocky Mountains in N. A.

† Taken by C. Trabrandt.

‡ Taken by Emanuel Frochammer.

Harpalini.

- Geopinus incrassatus (*Dej.*).
 Cratacanthus dubius (*Beaur.*)
 Agonoderus comma (*Fab.*).
 pallipes (*Fab.*).
 partarius (*Say.*).
 infuscatus *Dej.*
 Anisodactylus rusticus *Dej.*
 (Var's not studied.)
 coenus (*Say.*).
 dulcicollis (*Laf.*).
 Anisotarsus terminatus (*Say.*).
 picens (*Lec.*).
 Bradycellus rupestris (*Say.*).
 Stenolophus fuliginosus *Dej.*
 conjunctus *Say.*
 ochropezus *Say.*
 dissimilis *Dej.*
 Harpalus pennsylvanicus (*Dej.*).
 nitidulus *Chd.*
 funestus *Lec.*
 ellipsis *Lec.*

- Selenophorus stigmatosus *Germ.*
 subinctus *Lec.*
 pedicularius (*Dej.*).
 troglodytes (*Dej.*).

Pogonini.

- Patrobus longicornis (*Say.*).

Bembidiini.

- Bembidium americanum *Dej.*
 dilatatum (*Lec.*).
 texanum *Lec.*
 fraternum *Lec.*
 variegatum *Say.*
 contractum *Say.*
 affine *Say.*
 Tachys scitulus *Lec.*
 laevus (*Say.*).
 nanus (*Gyll.*).
 flavicanda (*Say.*).
 Tachys xanthopus (*Dej.*).
 incurvus (*Say.*).
 v. pulchellus *Lec.*

DYTISCIDAE.**(Haliplidae.)****Haliplini.**

- Haliplus fasciatus *Aubé.*
 Cnemidotus 12-punctatus (*Say.*)

(Dytiscidae.)**Hydroporini.**

- Hydroporus granum *Lec.*
 nubilus *Lec.*
 granarius *Aubé.*
 inconspicuus *Lec.*
 impressus.

Noterini.

- Colpius inflatus *Lec.*
 Suphis bicolor (*Say.*).

Colymbetini.

- Coptotomus interrogatus (*Fab.*).
 Ilybius biguttulus (*Germ.*).
 Gaurodytes punctatus (*Mels.*).

Dytiscini.

- Cybister fimbriolatus *Say.*
 Thermonectes basilaris (*Harr.*).
 ornaticollis *Aubé.*

Hydaticus bimarginatus (<i>Say</i>).	Gyrinus gibber <i>Lec.</i>
Dytiscus fasciventris <i>Say.</i>	Dineutes vittatus (<i>Germ.</i>).
Gyrinidae.	discolor <i>Aubé.</i>
Gyrinus analis <i>Say.</i>	assimilis <i>Aubé.</i>

HYDROPHILIDAE.

Helophorini.	Hydrobini.
Hydrochus callosus <i>Lec.</i>	Berosus infuscatus <i>Lec.</i>
Hydrophilini.	Philhydrus nebulosus (<i>Say</i>).
Hydrophilus triangularis <i>Say.</i>	perplexus <i>Lec.</i>
Tropisternus nimbatus <i>Say.</i>	maculicollis (<i>Muls.</i>).
sublaevis <i>Lec.</i>	ochraeus <i>Mels.</i>
glaber (<i>Hb.</i>).	Sphaeridiini.
striolatus <i>Lec.</i>	Cyclonotum estriatum <i>Say.</i>
Hydrocharis obtusatus (<i>Say</i>).	Cereyon centromaculatum <i>St.</i>

SILPHIDAE.

(Silphidae.)	Peltis surinamensis (<i>Fab.</i>).
Silphini.	americana (<i>Linn.</i>).
Silpha pustulata (<i>Hers.</i>).	noveboracensis (<i>Forst.</i>).

SCYDMAENIDAE.

Scydmaenus capillosulus <i>Lec.</i>	Scydmaenus clavatus <i>Lec.</i>
analis <i>Lec.</i>	clavipes <i>Say.</i>

CORYLOPHIDAE.

Sacium fasciatum (<i>Say</i>).	Sacium misellum <i>Lec.</i>
----------------------------------	-----------------------------

PSELAPHIDAE.

(Pselaphidae.)	Decarthron exsectum <i>Br.</i>
Ctenistes Zimmermanii <i>Lec.</i>	longulum <i>Br.</i>
consobrinus <i>Lec.</i>	formiceti (<i>Lec.</i>).
Atinus monilicornis <i>Br.</i>	Bryaxis puncticollis <i>Lec.</i>
Pselaphus longiclavus <i>Lec.</i> (<i>v.</i>)	Eupsenius glaber <i>Lec.</i>
Bythius zonatus <i>Br.</i>	Batrisus <i>n. sp.</i>

Euplectini.

Rhexius insculptus *Lec.*
 Trimum globifer (*Lec.*).
 dubium (*Lec.*).
 parvulum (*Lec.*).

Euplectus linearis *Lec.*
 interruptus *Lec.*
 pumilus *Lec.*
 ruficeps *Lec.*
 Faronus tolulæ *Lec.*
 Isabellæ *Lec.*

STAPHYLINIDAE.**(Staphylinidae.)****Aleocharini.****Aleocharae.**

Falagria partita *Lec.*
 bilobata (*Say.*)
 dissecta *Er.*
 venustula *Er.*
 Hoplandria pulchra *Kraatz.*
 lateralis *Mels.*
 Homalota trimaculata *Er.*
 lividipennis *Mann.*
 Tachyusa nigrella *Lec.*
 Aleochara lata *Grav.*
 brachypterus (*Fourc.*)
 bimaculatus *Grav.*

Gyrophaenae.

Gyrophaena vinula *Er.*
 dissimilis *Er.*
 socia *Er.*

Gymnusaе.

Myllaena fuscipennis *Kraatz.*
 Dinopsis americanus *Kraatz.*
 myllanoides *Kraatz.*

Tachyporini.

Coproporus ventriculus *Er.*
 laevis *Lec.*

Tachyporus maculipennis *Lec.*
 Conosoma basale *Er.*
 v. scriptus *Fvl.*
 Bolitobus pygmaeus (*Fabr.*).
 Bryoporus flavipes *Lec.*

Staphylini.**[Quedini.]**

Acylophorus pronus *Er.*
 Heterothops pusio *Lec.* (*Cab.*
 of *Dr. Horn.*)
 Quedius fulgidus (*Fab.*).
 molochinus (*Grav.*).
 ferox *Horn Mss.*

[Staphylini.]

Creophilus villosus (*Grav.*).
 Staphylinus maculosus *Grav.*
 mysticus *Er.*
 tomentosus *Grav.*
 vulpinus *Nordm.*
 cinnamopterus *Grav.*
 Ocypus ater (*Grav.*).
 Belonuchus ephippiatus (*Say.*).
 Philonthus aeneus (*Rossi.*)
 hepaticus *Er.*
 scybalarius *Nordm.*
 thoracicus (*Grav.*).

Philonthus sobrinus *Er.*
paederoides *Lec.*
noviboracensis *Horn Mss.*

Xantholini.

Gyrophypnus cephalus *Say.*
Leptolinus ruficollis *Lec.*
nigripennis *Lec.*
Diochus Schaumii *Kraatz.*

Paederini.

Lathrobium angulare *Lec. (Cab.*
Dr. Horn.)
longiusculum *Guér.*
collare *Er.*
nigriceps *Dej. Cat.*
Cryptobium badium (*Grav.*).
bicolor (*Grav.*).
despectum *Lec.*
pallipes (*Grav.*).
Rugilus angularis *Er.*
Scopaeus opacus (*Lec.*).
Lithocharis ochrea (*Grav.*).
confluens (*Say.*).
Daenochilus angularis *Er.*
Sunius linearis *Er.*
binotatus *Say.*
longiusculus *Mann.*
monstrosus *Lec.*
Paederus littorarius *Grav.*
littoreus *Zimm. MSS. (Cab.*
Dr. Horn.)

Pinophilini.

Pinophilus picipes *Er.*
latipes *Er.*
parvus *Lec.*
opacus *Lec.*

Palaminus pallipes *Lec.*
testaceus *Er.*

Stenini.

Stenus stygius *Say.*
arculus *Er.*
Euaesthetus Americanus *Er.*
Edaphus nitidus *Lec.*

Oxytelini.

[*Oxypori.*]

Oxyporus cinctus *Grav. (v).*

[*Osorini.*]

Osorius latipes (*Grav.*).

[*Oxyteli.*]

Bledius semiferrugineus *Lec.*
Platystethus americanus *Er.*
Oxytelus sculptus *Grav.*
insignitus *Grav.*
nitidulus *Grav.*
Apocellus longicornis (*Sachse*).
sphaericollis (*Say*).
Trogophloeus n. sp.

Omalini.

Coryphium notatum *Lec.*

(Prestidae.)

Glyptoma costale *Er.*

Histeridae.

(Histeridae.)

Hololeptini.

Hololepta 4-dentata (*Fab.*).

Histerini.

Hister abbreviatus *Fab.*
depurator *Say.*

Hister americanus Payk.
subrotundatus Say.
vernus Say.
carolinus Payk.
Lecontei Mars.
Epierus publicarius Er.
Tribalus americanus Lec.
Paromalus aequalis (Say).
conjunctus (Say).
bistriatus Er.
Dendrophilus punctulatus (Say).

Sapriini.

Saprinus assimilis Payk.
patruelis Lec.
Aeritus exiguus (Er).
Aeletes fimetarius Lec.

(Murmidae).**Murmidini.**

Murmidius ovalis (Beck.)

SCAPHIDIIDAE.

Scaphidium 4-guttatum Say.

Toxidium gammaroides Lec.
compressum Zimm.

TICHOPTERYGIDAE.

Trichopteryx Haldemanii Lec.

NITIDULIDAE.**Brachypterini.**

Cereus abdominalis Er.

Carpophilini.

Carpophilus hemipterus (Linn.).
luridus Er.

Nitidulini.

Nitidula ziczae Say.
Prometopia 6-maculata (Say).
Omosita colon (Linn.).
Stelidota geminata (Say).

Stelidota 8-maculata (Say).

Cryptarehini.

Cryptarecha ampla Er.
Pityophagus 4-guttatus (Fab.).
v. fasciatus (Oliv.).
obtusus (Say).

(Rhizophagidae.)

Bactridium nanum (Er.).

Monotomini.

Monotoma americanum Aubé.

TROGOSITIDAE.

(Trogositidae.)	
Nemosoma cylindricum <i>Lec.</i>	Tenebrioides corticalis (<i>Mels.</i>)
Trogosita virescens (<i>Fab.</i>)	marginata (<i>Beauv.</i>)
viridicyanea (<i>Fab.</i>)	bimaculata (<i>Mels.</i>)
Alindria cylindrica (<i>Serv.</i>)	
teres (<i>Mels.</i>)	(Peltidae.)
Tenebrioides mauritanica (<i>Linn.</i>)	Peltini.
nana (<i>Mels.</i>)	Ostoma ferruginea (<i>Linn.</i>)

COLYDIIDAE.

Synchitini.		Colydiini.	
Synchytodes 4-guttata (<i>Say.</i>)		Aulonium parallelopipedum	
Synchita nigripennis <i>Lec.</i>		(<i>Say.</i>)	
		Bothriderini.	
		Bothrideres geminatus <i>Say.</i>	

CUCUJIDAE.

(Pasandridae.)		Laemophloeus testaceus (<i>Fab.</i>)	
Catogenus rufus (<i>Fab.</i>)		punctatus <i>Lec.</i>	
(Cucujidae.)		pusillus (<i>Schön.</i>)	
Cucujus clavipes <i>Fab.</i>		ferrugineus (<i>Cratz.</i>)	
Lathropus sepicola <i>Er.</i>		alternatus <i>Fab.</i>	
Laemophloeus biguttatus (<i>Say.</i>)		Hemipeplini.	
modestus (<i>Say.</i>)		Hemipeplus marginipennis <i>Lec.</i>	

ATOMARIIDAE.

Cryptophagini.		Silvanini.	
Tomarus pulchellus <i>Lec.</i>		Silvanus advena (<i>Wall.</i>)	
Atomariini.		surinamensis (<i>Linn.</i>)	
Atomaria ephippiata <i>Zimm.</i>		planatus <i>Germ.</i>	
		imbellis <i>Lec.</i>	
		rectus <i>Lec.</i>	

LATHRIIDAE.

Conithassa minuta (<i>Linn.</i>)		Lathridius serrata (<i>Payk.</i>)
------------------------------------	--	-------------------------------------

TRITOMIDAE.

Typhaea fumata (Linn.).

DERMESTIDAE.

(Byturidae.)

Trixagus unicolor Say.

(Dermestidae.)

Dermestini.

Dermestes nubilus Say.
maculatus Deg.

Anthrenini.

Anthrenus varius Fab.
musacorum (Linn).*

Orphilini.

Orphilus ater Er.

BYRRHIDAE.

(Byrrhidae.)

Limnichus punctatus Lec.

Limnichus nitidulus Lec.
ovatus Lec.

PARNIDAE.

(Parnidae.)

Parnini.

Lutrochus luteus Lec.

Pelonomus obscurus Lec.

LUCANIDAE.

Lucanini.

Lucanus elaphus Fab.
dama Thunb.

Lucanus placidus Say.

Passalini.

Passalus cornutus, Fab.

SCARABAEIDAE.

(Laparosticti.)

Coprini.

[Ateuchini.]

(Gymnopleuri.)

Canthon nigricornis (Say).
ebenus (Say).

Canthon depressipennis Lec.
viridis (Beaur.).

v. *obsoletus* (Say).

chalcites (Hld.).

hudsonicus (Forst.).

v. *obtusidens* (Ziegl.).

Deltachilum gibbosum (Fab.).

* Bred in cabinet of C. Trabrandt.

[*Scatonomi.*]

Choeridium hysteroides (*Web.*)
v. *Lecontei Harold.*

Copraei.

Pinotus carolina (*Linn.*).
Coprism anaglypticus *Say.*
minutus (*Drury*).
Phanaeus carnifex (*Linn.*).
nigrocyanus *McLeay.*

Onthophagi.

Onthophagus latebrosus (*Fab.*).
ovatus (*Linn.*).
granarius *Linn.*

Aphodiini.

Aphodius granarius (*Linn.*).
stercorosus *Mels.*
bicolor *Say.*
Ataenius imbricatus (*Mels.*).
gracilis *Mels.*
stercorator (*Fab.*).
socialis *Horn.*
ovatus *Horn.*
abditus (*Hald.*).

Geotrupini.

Bolbocerus faretus (*Fab.*).
Lazarus (*Fab.*).
Odontaeus filicornis (*Say.*).
Geotrupes splendidus (*Fab.*).
Egeriei *Germ.*
Blackburnii (*Fab.*).

Acanthoerini.

Cloceotus globosus (*Say.*).

Trogini.

Trox tuberculatus (*De Geer.*).
porcatus *Say.*
punctatus *Germ.*
terrestris *Say.*
aequalis *Say.*

(Melolonthidae.)**Diplotaxini.**

Diplotaxis liberta (*Germ.*).

Melolonthini.**Rhizotrogi.**

Phyllophaga fusca (*Frohl.*).

(Pleurosticti.)**Rutelini.****Anomalae.**

Anomala varians (*Fab.*).
lucicola (*Fab.*).
marginata (*Fab.*).

Rutelae.**Pelidnotae.**

Pelidnota punctata (*Linn.*).
v. *lutea (Oliv.)*.

Dynastini.

Cyclocephala immaculata *Burm.*
Chalepus trachypygus *Burm.*

Oryetini.**Pentodontes.**

Ligyris rugiceps *Lec.*

Oryetomorphi.

Polymoechus brevipes *Lec.*

Oryctes.

Strategus antaeus (*Fab.*).
mormon *Burm.*
julianus *Burm.*

Dynastini.

Dynastes titus (*Linn.*).

Phileurini.

Phileurus truncatus (*Burm.*).
valgus (*Fab.*).
cribrosus *Lec.**

Cetonidae.**Cetonini.**
(**Gymnetini.**)

Allorhina nitida (*Linn.*).
mutabilis? (*Gory.*) †
Gymnetis Sallei *Sch.*‡

Cetoniae.

Euryomia sepulchralis (*Fab.*).
fulgida (*Fab.*).

Trichini.

Trichius lunulatus *Fab.* (*v.*)
delta (*Forst.*).

BUPRESTIDAE.**Buprestini.****Chalcophorae.**

Chalcophora virginicensis *Lec.*
campestris (*Say.*).
Dicerca divaricata (*Say.*).
obscura (*Fab.*).

v. lurida (*Fab.*).

Buprestis rufipes *Oliv.*
lineata *Fab.*

Poecilonota thureura (*Say.*).

Melanophila sp. ignot (*Cab. Tra-*
brandt.)

Chrysobothris femorata *Lec.*
v. alabamiae *Gory.*

v. 4-imprensa *Gory.*

v. Lesueuri *Gory.*

chrysoela *Illig.*

azurea *Lec.*

dissimilis *Gory.*

Agrilini.

Agrilus ruficollis (*Fab.*).

difficilis *Gory.*

granulatus *Say.*

fallax *Say.*

Brachyes.

Taphrocercus gracilis (*Say.*).

Brachys ovata (*Web.*).

THROSCIDAE.

Throscus alienus *Br.*

* In Cabinet C. Trarandt.

† Only fragment of wing case found under bark at City Park, December, 1872.

‡ A single specimen taken in grass on Annette street a few years since, in cabinet of C. Trarandt.

ELATERIDAE.

(Eucnemidae.)	Monocepidius auritus (<i>Hbst.</i>).
Melasini.	bellus (<i>Say</i>).
Anelastes Druryi <i>Kirby</i> .	(Dicrepidii.)
(Cerothyridae.)	Dicrepidius ramicornis (<i>Beauv.</i>).
Perothopini.	(Ludii.)
Perothops mucida (<i>Gyll.</i>).	Orthostethus infuscatus (<i>Germ.</i>).
(Elateridae.)	Crigmus texanus <i>Lec.</i>
Agrypnini.	(Melanoti.)
Adelocera discoidea (<i>Web.</i>).	Melanotus ignobilis (<i>Mels., Cab.</i>
marmorata (<i>Fab.</i>).	<i>Dr. Horn.</i>
Lacon rectangularis (<i>Say</i>).	fissilis (<i>Say</i>).
(Chalcolepidiini.)	communis <i>Harr.</i>
Chalcolepidius viridipilis (<i>Say</i>).	sagittarius <i>Lec.</i>
Alaus oculatus (<i>Linn.</i>).	(Athoi.)
myops (<i>Fab.</i>).	Athous cucullatus (<i>Say</i>).
(Hemirhipini.)	Corymbeti.
Hemirhipus fascicularis (<i>Fab.</i>).	Bladus quadricollis (<i>Say, Cab.</i>
(Elaterini.)	<i>Dr. Horn.</i>
(Cardiophori.)	Nothodes dubitans (<i>Lec., Cab.</i>
Cardiophorus amictus <i>Mels.</i>	<i>Dr. Horn.</i>
Drasterius dorsalis (<i>Say</i>).	Melanaetes.
(Monocepidii.)	Melanaetes piceus <i>Deg.</i>
Monocepidius suturalis <i>Lec.</i>	(Cebriionidae.)
	Cebrio bicolor <i>Fab.</i>

RHIPIICERIDAE.

Zenoa picea (<i>Beauv.</i>).	Sandalus niger <i>Knoch.</i>
--------------------------------	------------------------------

DASCYLLIDAE.

(Helodidae.)

Helodini.

Cyphon modestus *Lec.*

Ptilodactylini.

Ptilodactyla elaterina *Guér.*

LAMPYRIDAE.

(Lampyridae.)

Lycini.

Calopteron reticulatum (*Fab.*).v. terminale *Say.*Caenia sanguinipennis (*Say.*).Eros mollis *Lec.*

Lampyrini.

(Pleotomini.)

Pleotomus pallens *Lec.*Photinus corruscus (*Linn.*).consanguineus *Lec.*pyralis (*Linn.*).

Luciolini.

Photuris pensylvanicus (*Deg.*).

(Telephoridae.)

Chauliognathini.

Chauliognathus americanus

(*Forst.*).marginatus (*Fab.*).

Telephorini.

Telephori.

Telephorus scitulus (*Say.*).rectus *Mels.*bilineatus (*Say.*).Ditemnus bidentatus (*Say.*).

Malachidae.

Malachini.

Temnopsophus bimaculatus

Horn.

CLERIDAE.

Clerini.

[*Tilli.*]Elasmocerus terminatus (*Say.*).Cymatodera inornata *Say.*[*Cleri.*]Clerus Nutalli (*Kirby.*).Thanosimus rosmarius *Say.*thoracicus *Oliv.*

Enopliini.

Cregya vetusta (*Spin.*).oculata (*Say.*).Orthopleura damicornis (*Fab.*).

Corynetini.

Corynetes rufipes (*Fab.*).

Cupesidae.

Cupes concolor *Westw.*

PTINIDAE.

(Ptinidae.)		Mezium americanum (<i>Lap.</i>).
Ptinini.		
Gibbium scotias (<i>Linn.</i>).		Ptinus fur (<i>Linn.</i>).

[ANOBIIDAE.]

Anobiini.		Xyletini.
(Dryophili.)		Eupactus nitidus <i>Lec.</i>
Ernobius mollis (<i>Linn.</i>).		punctatus <i>Lec.</i>
Sitodrepa panicea <i>Fab.</i>		Hemiptychus punctatus <i>Lec.</i>
Trypopytyis sericeus (<i>Say.</i>).		gravis (<i>Lec.</i>).

(BOSTRICHIDAE.)

Bostriehini.		Amphicerus bicandatus (<i>Say.</i>).
Sinoxylon basilare (<i>Say.</i>).		(Lycetidae.)
Bostrichus armiger <i>Lec.</i>		Lycetus striatus (<i>Mels.</i>).

CICIDAE.

Cis fuscipes <i>Mellie.</i>		Enneathron Mellyi <i>Mell.</i>
pensylvanicus <i>Crotch.</i>		Ceracis Sallei <i>Mell.</i>

TENEBRIONIDAE.

(Tentyrionidae.)		Haplandrus femoratus (<i>Fab.</i>).
Epitragiini.		Centronopus calcaratus (<i>Fab.</i>).
Schoenicus puberulus <i>Lec.</i>		Xylopinus aenescens <i>Lec.</i>
(Tenebrionidae.)		[<i>Tenebrioni.</i>]
Tenebrionini.		Tenebrio obscurus <i>Fab.</i>
[<i>Upes.</i>]		tenebrioides <i>Beauv.</i>
Polypleurus perforatus (<i>Germ.</i>).		castaneus <i>Knoch.</i>
Nyctobates pensylvanicus (<i>Deg.</i>).		molitor <i>Linn.</i>
barbata (<i>Knoch.</i>).		Sitophagus pallidus (<i>Say.</i>).
Merimus laevis (<i>Olivr.</i>).		

Pedinini.**(Platynoti.)**

Opatrinus notus (Say).

Ulomini.

Trilobium ferrugineum (Fab.).

Gnathocerus cornutus (Fab.).

Echocerus maxillosus (Fab.).

Evoplus ferrugineus Lec.

Tharsus seditiosus Lec.

Uloma impressa Mels.

imberbis Lec.

punctulata Lec.

Eutochia picca (Mels.).

Heterotarsini.

Paratenetus fuscus Lec.

Trachyscelini.

Phaleria longula Lec.

picipes Say.

Trachyscelis flavipes Mels.

Diaperini.

Diaperis hydni Fab.

Hoplocephala viridipennis (Fab.).
bicornis (Oliv.).

Platydemus excavatum (Say).
erythrocerum Lap.

ruficorne (Sturm.).

ellipticum (Fab.).

cyanescens Lap.

flavipes (Fab.).

janus (Fab.).

Alphitophagus bifasciatus (Say).

Bolitophagini.

Bolitotherus cornutus (Fab.).

Helopini.

Helops undulatus Lec.

cisteloides Germ.

Meracanthini.

Meracantha contracta (Br.).

Strongyliini.

Strongylium terminatum (Say).

CISTELIDAE.

Allecula erythrocnemis Germ. | *Hymenorus obscurus* (Say).

PYROCHROIDAE.

Pyrochroa flabellata Fab.

Anthicidae.**Anthicini.**

Notoxus monodon Fab.

Tomoderus constrictus Say.

Anthicus floralis Payk.

formicarius Lax.

vicinus Lax.

MELANDRYIDAE.**Melandryini.**

Penthe obliquata (Fab.).

Synchroa punctata Newm.

Nothus varians Lec.

Melandrya striata Say.

Eustrophus bicolor (Say).

tomentosus Say.

bifasciatus Say.

MORDELLIDAE.

Anaspis flavipennis *Hald.*

Mordellini.

Mordella oculata *Say.*

octopunctata *Fab.*

Glipa hilaris (*Say*).

Mordellistena aspersa (*Mels.*).

postulata (*Mels.*).

unicolor *Lec.*

Mordellistena ambusta *Lec.*

pubescens (*Fab.*).

litorata (*Mels.*).

hebraica *Lec.*

discolor (*Mels.*).

(Rhipiphoridae.)**Rhipiphorini.**

Rhipiphorus limbatus *Fab.*

Sayi *Lec.*

MELOIDAE.**Lyttini.**

Macrobasis Fabricii (*Lec.*).

Epicauta vittata *Lec.*

Epicauta cinerea *Lec.*

pensylvanica *Lec.*

strigosa (*Sch.*).

OEDEMERIDAE.

Nacערdes cana *Lec.*

notoxoides *Hald.*

Asclera ruficollis (*Say*).

PYTHIDAE.**Pythini.**

Boros unicolor *Say.*

SCOLYTIDAE.**Platypini.**

Platypus 4-dentatus (*Oliv.*).

Tomicini.

Cryphalus hispidulus *Lec.*

dissimilis *Zimm.*

mali *Fitch.*

Xyloterus politus *Say.*

Xyleborus pubescens *Zimm.*

caelatus *Eich.*

xylographus (*Say*).

Tomicus cacographus *Lec.*

calligraphus *Germ.*

pini (*Say*).

Micracis suturalis *Lec.*

Scolytus 4-spinosus *Say.*

(*Caryae* *Riley.*)

Hylurgini.

Chramesus hicoriae *Lec.*

Polygraphus rufipennis (*Kirby*).

Hylesinus aculeatus *Say.*

Dendroctonus punctatus *Lec.*

Hylastes pinifex (*Fitch*).

SPERMOPHAGIDAE.

Mylabris pisi (<i>Linn.</i>).		Mylabris obsoletus (<i>Say</i>).
mimus (<i>Say</i>).		Spermophagus Robiniae <i>Schh.</i>
sinuatus (<i>Sch.</i>).		Caryoborus arthriticus (<i>Fab.</i>).

ANTHRIBIDAE.

Anthribus cornutus <i>Say</i> .		Tropideres bimaculatus (<i>Oliv.</i>).
Cratoparis lunatus <i>Fab.</i>		Brachytarsus variegatus <i>Say</i> .

BRENTHIDAE.

Eupsalis minuta (*Drury*.)

CURCULIONIDAE.

Rhyncophorini.

Sphenophorus cariosus *Oliv.*
 cicatricosus *Say*.
 immunis *Say*.
 inaequalis *Say*.
 nubilus *Gyll.*
 pertinax *Oliv.*
 placidus *Say*.
 13-punctatus *Ill.*
 truncatus *Say*.
 Sayi *Gyll.*
 Calandra oryzae (*Linn.*).
 remotepunctata *Gyll.*
 Rhyncophorus cruentatus *Fab.*

Cionini.

Cionus scrophulariae *Auct.*

Ceutorhynchini.

Conotrachelus anaglypticus *Say*.
 nenuphar (*Hbst.*).
 posticatus *Say*.

Cryptorhynchus ferratus *Say*.
 obliquus *Say*.
 Rhysomatus lineaticollis *Say*.

Brachyderini.

Tanymecus confusus *Say*.
 Aphrastus taeniatus (*Say*).
 Compsus auricephalus (*Say*).

Cleonini.

Thecosternus rectus *Lec.*
 Listroderes squamiger (*Say*).
 Eudiagogus Rosenscholdi (*Fab.*).

Mecorhynchini.

Lixus concavus *Say*.
 musculus *Say*.
 Lepyrus gemellus *Kirby*.
 Endocimus Mannerheimi *Boh.*
 Hylobius confusus *Kirby*.
 pales (*Hbst.*).
 stupidus *Boh.*
 Pissodes strobis *Peck*.

Erirehinini.

Erirehinus rufus Say.
Dorytomus mucidus Say.
Anthonomus 4-gibbus Say.
scutellaris Lec.
Balaninus nasicus Say.

Apostasimerini.

Analeis aereus Say.

Analeis foveolatus Say.
fragariae Riley.
Pterocolus oratus (Fab.).
Baris confinis Lec.
interstitialis Say.
fartus Lec.
trinotatus Say.
Centrinus penicellus Hbst.
scutellum-album Say.
Madarus undulatus Say.

CERAMBYCIDAE.**(Parandriidae.)****Parandrini.**

Parandra brunnea (Fab.).
polita Say.

(Prionidae.)**Prionini.**

Malodon dasystemus (Say).
Orthosoma brunneum (Forst.).
Prionus laticollis (Drury).
fissicornis Hald.

(Cerambycidae.)**Cerambycini.**

Asemum moestum Hald.
Hylotrupes bajulus (Linn.).
Phymatodes variabilis (Fab.).
Smodicum cucujiforme (Say).
Chion garganicum Fab.
Eburia 4-geminata (Say).
Elaphidion atomarium (Drury).
villosum (Fab.).
unicolor Rand.
Heterachthes 4-maculatus Newm.

Phyton pallidum (Say).
Ancylocera bicolor Oliv.
Callichroma splendidum Lec.
Tragidion fulvipenne Say.
Stenosphenus notatus (Oliv.).
Cyllene pictus (Drury).
robiniae (Forst.).
Calloides nobilis (Say).
Arhopalus fulminans (Fab.).
Xylotrechus colonus (Fab.).
Neoclytus scutellaris (Oliv.).
luscus (Fab.).
capraea (Say).
muricatus (Kirby).
erythrocephalus (Fab.).
Enderces picipes (Fab.).
pini (Oliv.).
Distenia undata (Oliv.).
Desmocerus cyanens Fab.

(Lepturidae.)

Stenocorus lineatus (Oliv.).
Aemacops subpilosa Lec.
Strangalia luteicornis (Fab.).
Typocerus velutinus Oliv.
sinuatus (Newm.).

Leptura erythroptera Kirby.
vittata Germ.
Bellamira scalaris Say.
Ipochus fasciatus Lec.

(Goidae.)

Monohammus titillator (Oliv.).
scutellatus (Say).
Dorcaschema nigrum (Say).
Hetoemis cinereus (Oliv.).
Goes tessellatus (Hald.).
pulcher (Hald.).
debilis Lec.
Plectrodera scalator (Fab.).

(Lamiadae.)

Acanthoderus 4-gibbus Say.
Lagochirus obsoletus Thoms.

Leptostylus biustus Lec.
Trabandtii S. n. sp.
Sternidius cinereus Lec.
Hyperplatys aspersus (Say).
Graphisurus fasciatus (Deg.).
triangulifer Hald.

§ §

Deetes spinosus (Say).
Oncideres cingulatus (Say).
Ataxia crypta (Say).
Hippopsis lemniscata (Fab.).
Saperda discoidea Fab.
lateralis Fab.
puncticollis Say.
Mecas pergrata (Say).
Oberea ocellata Hald.
mandarina (Fab.).
Schaumii Lec.
Tetraopes tetraophthalmus Fst.

CHRYSOMELIDAE.

(Donacidae.)

Donaciae.

Donacia sp.

(Crioceridae.)

Lemae.

Lemini.

Orsodachna Childreni Kirby.
Syneta elongata Esch.
Lema collaris Say.
6-punctata (Oliv.).

§ §

Cryptocephalini.

Babia 4-guttata (Oliv.).
Coscinoptera dominicana (Fab.).
Chlamys placata (Frb.).
Exema dispar Lac.
Monachus saponatus (Fab.).

Cryptocephalus leucomelas Say.
Pachybrachys luridus (Fab.).
Fidia longipes (Mels.).
vitis Walsh.

Chrysomelini.

Chrysochus auratus (Fab.).
Paria 6-notata (Say).
4-notata (Say).
aterrima (Oliv.).
Metachroma dubiosa (Say).
interrupta (Say).
Colaspis brunnea Fab.
picipes Oliv.
Chrysomela juncta Germ.
Gastrophysa cyanea Mels.
Gonioctena rufipes Deg.
Plagioderma scripta (Fab.).
viridis (Mels.).
lapponica (Linn.).

GALERUCARIDAE.

Galerucini.

- Cerotoma caminea* (Fab.).
Agelastica halensis (Linn.).
Monocesta coryli (Say).
Diabrotica 12-punctata (Oliv.).
 vittata (Fab.).
 longicornis (Say).
Galeruca cribrata Lec.
Galerucella sagittariae Gyll.
 notulata Fab.
Trirhabda tomentosa (Linn.).
Oedionychis gibbitarsis Say.
 vians Illig.
Disonycha alternata (Illig.).
 pennsylvanica (Illig.).
 6-lineata (Oliv.).
 abbreviata (Mels.).
 triangularis (Say).
 collaris (Fab.).
 collata (Fab.).

- Graptodera rufa* (Linn.).
 sublineata (Lec.).
Systema elongata (Fab.).
Crepidodera Helxines (Linn.).
 ochracea Lec.
Epitrix cucumeris (Harr.).
 hirtipennis Mels.
Chaetocnema denticulata (Illig.).
 parcepunctata Crotch.
Blepharida rhois (Forst.).

(Hispaec)

- Odentota scutellaris* (Oliv.).
 rosea (Web.).

(Cassidae.)

- Cassida bivittata* Say.
Coptocycla aurichalcea Chev.
 guttata (Oliv.).
 clavata (Fab.).

COCCINELLIDAE.

(Coccinellidae.)

Securipalpes.

[*Gymnosomides*.]

Coccinellini.

- Megilla maculata* Deg.
Hippodamia convergens Guér.
 parenthesis (Say).
 obsoleta.
Anisosticta strigata (Th.).
Coccinella munda Say.
 binotata Say.
 affinis Rand.
 v. *venusta* Mels.
Cycloneda sanguinea (Linn.).

- Adalia bipunctata* (Linn.).
 Ludovicae Muls.

(Trichosomidae.)

Epilachnini.

- Epilachna borealis* Fab.

Chilocorini.

- Chilocorus bivulnerus* Mels.
Exochomus tripustulatus.

Hyperaspini.

- Psyllobora 20-maculata* (Say).
Brachyacantha ursina (Fab.).

Scymnini.

- Scymnus fraternus* Lec.
 haemorrhous Lec.

EROTYLIDAE.

Languria bicolor (<i>Fab.</i>).	Ischyryus 4-punctatus (<i>Oliv.</i>).
Mozardi <i>Latr.</i>	Cyrtotriplax v-anlicas (<i>Horn.</i>).
v. trifasciata <i>Say.</i>	erythrocephala <i>Lac.</i>
puncticollis <i>Say.</i>	Triplax thoracica <i>Say.</i>
Megalodaene fasciata (<i>Fab.</i>).	

ENDOMYCHIDAE.

Mycetina vittata (<i>Fab.</i>).	Endomychus biguttatus <i>Say.</i>
-----------------------------------	-----------------------------------

III. Catalogue of Boleti of New England, with Descriptions of New Species

BY CHAS. C. FROST, BRATTLEBORO, VT.

[Read before this Society, June 5, 1874.]

1. *Boletus pictus*,* Peck. 2. *Boletus Ravenellii*, B. & C.
3. *Boletus salmonicolor*, n. sp.

Pileus pulvinate, with a thin edge, soft, very glutinous, brownish tawny white with a faint tinge of red, wine color when dry, $2\frac{1}{2}$ inches broad. *Tubes* palish salmon color when perfect, simple, even, angular, crowded, adnate. *Stem* not large, with an annulus of a dirty salmon color, dotted with bright ferruginous red above and sordid below. *Flesh* tinged with red. *Spores* .0084-.0025 m. m.

Borders of pine woods. October.

4. *Boletus luteus*, L.
5. *Boletus serotinus*, n. sp.

Pileus flat convex, viscid, sordid brown, streaked with the remnants of the veil, especially near the margin; the edge is white and very thin, and when partly grown is singularly pendant. *Tubes* large, angular, unequal, slightly decurrent; at first sordid white or gray, sometimes tinged with green near the stem, afterwards of a cinnamon yellow. *Stem* $1\frac{1}{2}$ to $2\frac{1}{2}$ inches, generally reticulated from above to the annulus, which is white brownish on the stem by the spores, adhering partly each to the pileus and stem; at maturity just tinged with yellow. *Flesh* white, changing to a bluish tinge. *Spores* .0105-.0068 m. m.

On shady grass grounds. Rare. September.

6. *Boletus viridarius*, n. sp.

Pileus somewhat lenticular, sometimes fleshy with a thin border, turning up in age, viscid, reddish yellow or clear pale orange, lighter towards the edge,

*This species was discovered several years since by the late Mr. Dennis Murray, of Roxbury, Mass., and named *Boletus Murraii*, B. & C. (C. J. Sprague's MSS.). Under this name I have distributed it. Recently it has been published in the "Grevillea," a London periodical, as *Boletus Spragueii*, B. & C. Mr. Peck, of the New York botanical survey, several months before this latter, published it as *Boletus pictus*, Peck, therefore his name has the priority.

about 2 inches broad. *Tubes* rather large, angular, decurrent, compound, 2, 3 and 4 in one, dull yellow, changing to cinnamon color in drying. *Stem* about 3 inches long and 3 or 4 lines thick, solid, equal, bright rufous, cribose at apex or often reticulated to the annulus, which is yellowish white with a rufous edge. *Flesh* white, with a tinge of yellow in pileus, deeper in stem. *Spores* .0089-.0042 m. m.

Found as yet only on grass plats. October.

7. *Boletus flavidus*, Fr.

8. *Boletus viscosus*, n. sp.

Pileus pulvinate, very viscid, dirty fuscous red or dirty tawney, with a tinge of purple, edge thin, inflexed. *Tubes* generally depressed around the stem, at first whitish, then pale yellowish white, at length dirty yellow, compound. *Stem* short, seldom exceeding $\frac{3}{4}$ of an inch, thick, whitish, tinged with pale yellowish dots and slightly cribose at apex; the pileus seems to rest upon the ground and looks at first sight as if the whole was enveloped in slime. *Flesh* pale yellowish white. *Spores* .0073-.0025 m. m.

Borders of pine woods. October and November.

9. *Boletus collinitus*, Fr.

10. *Boletus albus*, Peck.

11. *Boletus granulatus*, L.

12. *Boletus bovinus*, L.

13. *Boletus mitis*, Kromb.

14. *Boletus chrysenteron*, Fr.

15. *Boletus subtomentosus*, L.

16. *Boletus spadiceus*, Schaeff.

17. *Boletus miniato-olivaceus*, n. sp.

Pileus at first vermilion color, then disappearing and becoming olivaceous, pulvinate, smooth, rather soft and spongy, margin at first incurved, then applanate, 2 to 6 inches broad. *Tubes* bright lemon yellow, partly adnate, then slightly decurrent. *Stem* light yellow, generally not always lurid at base, very smooth, enlarges as it enters the pileus, about $\frac{1}{4}$ to $\frac{1}{2}$ of an inch thick. *Flesh* yellow, changing to blue, the pileus less yellow than in stem. *Spores* .0125-.0063 m. m.

Borders of woods. July and August.

18. *Boletus speciosus*, n. sp.

Pileus scarlet lake red, at first globose, then pulvinate, smooth, 3 to 7 inches broad. *Tubes* bright lemon yellow, small, stuffed when young, adnate. *Stem* rather large, and somewhat bulbous, often 2 inches thick, yellow and reticulated, generally red at base. *Flesh* palish yellow, changing to blue. *Spores* .0126-.0052 m. m.

In rich woods. August.

19. Boletus rubeus, n. sp.

Pileus flat convex, rather thin edge, at first inflexed, extended, turning up in age, bright brick red when young, afterwards mottled with red and yellow, very finely adpressed subtomentose, yellow under cuticle. *Tubes* bright lemon yellow when young, stuffed, afterwards yellow, and sometimes with red mouths, generally adnate, but sometimes with a slight depression. *Stem* small, often flexuous, brick red or mottled as pileus, white tomentose at base. *Flesh* yellow pale in pileus and tinged reddish in stem, changing to blue. *Spores* .0095-.0042 m. m.

In deep woods. Rare. August.

20. Boletus Spraguei, n. sp.

Pileus quite hard, very dark russet or brown, covered with a minute velvety scurf. *Tubes* very minute, yellow ochre or brownish when cut, around the mouths of a rich dark maroon color, which forms a strong contrast with the light color of stem, adnate when young. *Stem* dark brown below, croceous at top, smooth above, minutely velvety below, firm, fleshy, slightly contracted in the middle. *Flesh* white, changing to blue, texture firm and fine. The rich color of the pore mouths contrasting with the yellow stem, makes it quite distinct from other species. *Spores* .0105-.0062 m. m.

In rich woods. July and August.

21. Boletus luridus, Schaeff.**22. Boletus Frostii, Russell.**

Pileus convex, thin edge, blood red, polished, shining, 3 to 4 inches broad. *Tubes* greenish, with blood red mouths or when in great perfection cinnabar red, turning yellowish brown in age, not quite adnate. *Stem* blood red, firm, unequal, enlarges downwards, sometimes flexuous at base, deeply reticulated. The tubes and stem lose their blood red color in drying. *Flesh* scarcely changes to blue. *Spores* .0126-.0042 m. m.

In grass land under trees. August.

23. Boletus alveolatus, B. & C.

Pileus convex, smooth, bright crimson or maroon or lighter with patches of yellow, 3 to 6 inches broad. *Tubes* distinct, separable, yellow with maroon colored mouths, about $\frac{1}{2}$ inch long, attached to stem and gradually losing themselves in a superficial network on its surface. The walls of pores which extend down over the surface are bright red with yellow stains. The convexity of the mass is broken by indentations of more or less depths. *Stem* 3 to 4 inches long, $\frac{3}{4}$ of an inch thick, very rough with the margins of rather coarse

subreticulated depressions. *Flesh* solid, firm, white, changing to blue. It is distinguished at some distance by its brilliant and shining maroon crimson pileus. *Spores* yellowish brown, .0147-.0017 m. m.

In damp woods. August.

24. *Boletus firmus*, n. sp.

Pileus pulvinate, solid, and very firm, gray, slightly tomentose, often lacunose, $2\frac{1}{2}$ to 4 inches broad. *Tubes* yellow, mouths tinged with red, unequal, deeply arcuate, adnate. *Stem* solid, hard, 2 to 4 inches long, yellowish reddish at base, very finely reticulated. *Flesh* deep yellow or yellowish, changing to blue. A readily distinguished species from its tenacity and generally distorted growth. *Spores* .0125-.0032 m. m.

In rich, moist woods. July.

25. *Boletus magnisporus*, n. sp.

Pileus pulvinate, golden tomentose, firm, $2\frac{1}{2}$ to $3\frac{1}{2}$ inches broad. *Tubes* greenish yellow, with light cinnabar red colored mouths, scarcely adnate, even. *Stem* slender, long, yellow above and red below. *Spores* .0168-.0063 m. m.

In woods and thickets. September.

26. *Boletus decorus*, n. sp.

Pileus pulvinate, brownish tinged with red, tomentose, tolerably firm. *Tubes* yellow, becoming free, turning green when cut. *Stem* brownish, red, fine scurfy, bulbous, sometimes the bulb is attenuated at base and white. *Flesh* white, unchanging. The edge of the pileus is often dark with a red tinge. *Spores* .0136-.0052 m. m.

In rich woods. September.

27. *Boletus tenuiculus*, n. sp.

Pileus almost plane, thin, lurid red on a yellow ground, 1 to 2 inches broad. *Tubes* rather golden yellow, small, short adnate. *Stem* 4 to 6 inches long, slender, equal, colored as pileus. *Flesh* unchanging. *Spores* .0105-.0063 m. m.

In woods. August.

28. *Boletus aurisporus*, Peck.

29. *Boletus innixus*, n. sp.

Pileus flat convex, smooth, yellowish brown, slightly areolated when old, yellow in the interstices. *Tubes* lemon yellow, unchanging, adnate. *Stem* slender, short, in large specimens very much thickened at base, yellowish streaked with brown. *Flesh* white in pileus, brownish in stem. The whole often reclines as if for support. *Spores* .0105-.0052 m. m.

In grassy woods. July.

30. Boletus Roxanae, n. sp.

Pileus flat convex, yellowish brown, fasciculated red pilose, subtomentose when young. *Tubes* at first whitish, then light yellow, not large, falling away around the stem, or arcuate adnate. *Stem* light cinnamon or weak gamboge color, striate at apex, thickened downwards, and subtuberous. *Flesh* yellowish white, just tinged. *Spores* .0105-.0042 m. m.

Borders of woods. August and September.

31. Boletus Russellii, n. sp.

Pileus pulvinate if expanded, otherwise thick hemispherical, fasciculate red pilose on a yellow ground, 2 to 4 inches broad. *Tubes* dirty yellow or yellowish green, rather large, nearly adnate, often depressed around the stem. *Stem* very long 3 to 6 inches in most specimens, small at apex, increasing downwards, red, rough with the margins of a sharp network of alveolate depressions and in some measure from the breaking up of the epidermis. *Flesh* yellowish, unchanging. *Spores* .0147-.0084 m. m.

In rocky woods. July.

32. Boletus retipes, B. & C.**33. Boletus affinis**, Peck.**34. Boletus edulis**, Bull.**35. Boletus limatulus**, n. sp.

Pileus nearly flat, thin, smooth, of a rich yellowish brown, viscid when moist, somewhat polished and shining when dry, 1 to 2½ inches broad. *Tubes* color as pileus, greenish yellow inside, falling away around the stem. *Stem* not large, subtuberous, color as pileus. *Flesh* when cut reddish in pileus darker in stem. *Spores* .0147-.0047 m. m.

In woods. June and July

36. Boletus robustus, n. sp.

Pileus at first globose, then pulvinate, large, 3 to 10 inches broad and 1 to 1½ inches thick, chocolate color, fleshy, and so succulent that it is difficult to dry and preserve. *Tubes* long, perhaps of a lighter color than pileus, when young and in fresh specimens with a purple tinge, especially near the margin. *Stem* robust, reddish chocolate, very minutely scurfy, even, tapering suddenly at base. *Flesh* reddish white. *Spores* .0147-.0084 m. m.

In woods and thickets. July and August.

37. Boletus gracilis, Peck.**38. Boletus piperatus**, Bull.**39. Boletus ferrugineus**, n. sp.

Pileus pulvinate, soft, dark reddish brown, subtomentose, 3 to 6 inches broad. *Tubes* at first dirty white, mouths brownish by the spores, generally adnate. *Stem* dark brown, short, reticulated, often slightly tuberous. *Flesh* perfectly white, unchanging. *Spores* .0115-.0063 m. m.

Borders of woods under trees. September.

40. Boletus pallidus, n. sp.

Pileus at first convex, then flat, depressed, pallid brownish white, sometimes with a tinge of red, $1\frac{1}{2}$ to $4\frac{1}{2}$ inches broad. *Tubes* pale yellow, almost white, separating easily from the pileus, not quite adnate, the part not so often tinged with green. *Stem* whitish, streaked with brown lines, somewhat enlarged at base, 3 to 5 inches long. *Flesh* white in pileus, tinged with red in stem, the tubes changing to blue. *Spores* .0105-.0065 m. m.

In woods. August and September.

41. Boletus sordidus, n. sp.

Pileus pulvinate, dirty dark brown, subtomentose, about 2 inches broad. *Tubes* at first white, long, not quite adnate, turning bluish green. *Stem* brownish, streaked very dark, smaller as it enters the pileus, generally green around the part not adnate. *Flesh* white, now and then tinged with green. *Spores* .0126-.0052 m. m.

On recent excavations in woods. July.

42. Boletus chromapes, n. sp.

Pileus flat convex, slightly tomentose, which is sometimes fasciculated, pale vermilion, 2 to 3 inches broad. *Tubes* at first white, within light brown, afterwards brown, half adnate. *Stem* whitish, colored by the brown yellowish spores, near the apex with a slight tinge of vermilion, chrome yellow at base, most often flexuous, thickened somewhat downwards. *Flesh* white, unchanging. *Spores* .0126-.0052 m. m.

In woods. July.

43. Boletus versipellis, Fr.**44. Boletus scaber, Bull.****45. Boletus felleus, Bull.****46. Boletus castaneus, Bull.****47. Boletus cyanescens, Bull.**

IV. On the Species of *Helicopis* inhabiting the Valley of the Amazon

BY AUG. R. GROTE.

[Read before this Society, March 6, 1874.]

MORE than one hundred and seventy years ago the earliest known species of the singular and beautiful genus *Helicopis* was observed by Madam Merian, and figures of this species, the *Helicopis Cupido* (*Linn.*), are given in her work on the Insects of Surinam. A second species, *Helicopis Acis*, is described by Fabricius, in 1781, from Brazil. A third, *Helicopis Endymion*, is indicated by Cramer, in 1782, from Surinam, and re-described by Dr. Felder in 1865, as cited by W. F. Kirby in 1871, in whose Catalogue the genus *Helicopis* (*Fabr.*, 1807) is credited with the three species above mentioned.

Madam Merian observed the larva of *H. Cupido*, feeding on the cotton plant, and gives three figures of the insect¹ in her, critically speaking, admirable work. The figure of the caterpillar reminds one curiously of that of *Aletia argillacea* (*Anomis xyliua*) observed in the Southern States.

Of all the older writers on Entomology, it is Madam Merian that affects us most. Her occupation in 1699 and 1700, in Surinam, and before that as far back as 1679, in Europe, might seem a strange one, alike for the times she lived in and for her sex. Charles the Second was King of England; but in the United Netherlands science had commenced an early bloom. Five Universities had been founded between 1557 and 1648, and while the close of the Thirty Years War found Germany prostrated, the States General had encouraged the study of Natural History and were listening to Schwammerdan and Spinoza and looking

¹ "Hæc die 9. Junii in nympha transformata, exin die 24. Julii facta est papilio, argenteis puniceisque maculis superbiens." *Merian* l. c.

through Jansen's glasses. Rembrandt had died in 1674, and perhaps had exercised an influence to be seen even in the Frontispiece to Madam Merian's work. Meanwhile this woman pursued her life-task with high resolve and courage. She visited Dutch Guiana at a time when such a voyage implied much more sacrifice of comfort and time than it does to-day, and on a mission then neither so popular nor so honorably considered. But in her Preface—*Maria Sibylla Merian ad Lectorem*—she gives the reason for the faith that is in her. "Insectis jam ab ipsa juventute mea examinandis occupata" is her confession, and her quaint and simple remark precludes a number of observations on the transformations of Insects, that no one has since equalled in the same number of days or months, even in a climate much more propitious for such labor than that of Surinam, or with book knowledge and appliances much more perfect than those of the 17th century. From the historical background of the Natural Sciences, it is a woman's face looking to us for well earned remembrance.

Mr. Charles Linden found *Helicopis Cupido*, both in March and August, in the vicinity of Para. The butterfly frequented the tide-water ditches, not far from the river shore, and was usually found in repose on the under side of the leaves of bush-like caladium plants which commonly fringe these ditches. Of all the butterflies observed by Mr. Linden, the species of *Helicopis* seemed most sluggish. They were, however, readily roused by striking the bushes sheltering them, when they took to lazy flight, seeking quickly a fresh place for repose. Mr. Linden tells me that the natives have a distinct name for the species of *Helicopis*, signifying "love butterfly." This name may, however, not be derived from the *lingoa geral*, although the Indians are better naturalists than the negroes.

In August Mr. Linden found specimens of *Helicopis Acis*, as well as the more usual *Helicopis Cupido*, and at the same time specimens of both sexes of a hitherto unnamed species, which I call *Helicopis Lindeni*, in honor of its discoverer, whose scientific explorations on the Amazonas have been attended with the success which waits upon endurance and enthusiasm. This fourth species of the genus is as large as *Helicopis Endymion*, or *Acis*, and consequently larger than *Helicopis Cupido*, which latter it more nearly

resembles in the sexual differences in coloration. It differs at once from all three by the absence of the Terias-like black margins to the primaries.

It seems almost certain that at least a single female specimen of *Helicopsis Lindeni* is contained in the Entomological cabinets of Vienna; for in a paper entitled, "Specimen faunae lepidopterologicae riparum fluminis Negro superioris in Brasilia septentrionali," C. and R. Felder refer to a doubtful variety of *Helicopsis Cupido* in terms² which sufficiently apply to Mr. Linden's butterfly. Whether our surmise in this respect is correct or not, there can be little doubt of the validity of *Helicopsis Lindeni*, both sexes of which are illustrated in the present article.

Helicopsis Lindeni Grote. Plate 2, figs. 1, 2 ♂, 3, 4 ♀.

♂ ♀.—Above the primaries are pale ochery white, without borders; in the male suffused with yellow at base and with a narrow terminal ocher shade widening to the apices. The hind wings are stained with ochereous, more deeply so in the male, with whitish tips to the "tails," and a narrow terminal gilding within the pale emarginations; the fringing is deep ochereous. There are depressions on the tegument answering to the metal spots beneath. On the under-surface the fore wings are without borders, pale ocher white in the female, and in the male with yellow ocher base shading into black somewhat as in *H. Cupido*, but less distinctly, the black color being undefined and not so medially produced about veins 3 and 4; the fringes are ochereous, as is the costal region of the ♂ primary. The terminal margin shows an ochereous linear shade, including gilded scales. The hind wings beneath are pale ochereous, darker in the male, and both sexes show the usual three series of metallic spots. These are, however, comparatively larger and purely argent in the new species, the costal spots ringed with deep ochereous, and not darkly annulate as in *H. Cupido*. The body parts are unusually pallid, and the antennae annulate as in the other species. The new species is larger than *H. Cupido*, expanding the male 46, the female 48 m. m.

² "Unicam feminam accepimus. Multum haeremus, varietas an aberratio sit. Brasiliensibus quarta fere parte major est, pagina utraque alarum albida, passim ochraceo tincta, alae anticae apud basin testaceum ostendunt colorem, cilia alba sunt, maculae submarginales haud plumbeae sed argenteae, maculae elevatae paginae inferioris alarum posticarum argenteae et aequalibus separatae intervallis." W. E. M., Band VI, S. 70.

V. Descriptions of New Noctuidae

BY H. K. MORRISON, CAMBRIDGE, MASS.

[Read before this Society, June 5, 1874.]

Genus **LUCERIA**, v. *Heinemann*.

Luceria¹ **Burgessi** (nov. sp.).

Expanse, 33 m. m. *Length of body*, 17 m. m.

Eyes naked, without hairy lashes. Palpi, front and vertex dark brown. Front rounded; densely and evenly clothed. Antennae of the male with fine hairy fringes. Collar and thorax dark brown; the former lighter at its base; the latter with its villosity dense, but smoothly stroked, without tufts or crests. Abdomen lighter, tinged with yellow, without hairy tufts. Legs dark brown, not spinose; the joints of the tarsi showing contrasting light rings. Anterior wings with the sub-basal and subterminal spaces carneous or brownish cinereous, shading into blackish brown towards the costa, which is of this color along its entire course, with the exception of three or four light subapical dots. Median and terminal spaces dark, slightly purplish brown. Basal line present. Interior line geminate, its inner line faint, the outer black, distinct, dentate, very strongly so on the submedian nervure, below which it is produced in a spade-shaped tooth. A narrow black longitudinal basal line beneath the submedian nervure, and opposite to the apex of this tooth. Median shade narrow and dentate below, broader and more diffused on the disc, adjacent to the reniform spot. Orbicular of medium size, kidney-shaped and colorous, surrounded by a fine black line. A black dash sometimes extends from it to the interior line. Reniform of the usual shape, carneous cinereous, with a light irregular central shade. Exterior line geminate; its inner line black and distinct, of the usual form, acutely dentate, but not forming any very prominent teeth. Exterior and interior lines connected between the median and submedian nervures by a conspicuous black line, becoming broader

¹ Mr. Morrison has kindly permitted me to change his MS. generic determinations of *Luperina* in this and the following species. While referring several of Lederer's *Luperinas* to *Hadena*, v. *Heinemann*, without any reference to Lederer's genus, takes the European *virens* as the type of *Luceria*, to which genus then, as will appear from Mr. Morrison's observations, our two hitherto undescribed species belong. For Lederer's Group B, not occurring within the geographical limits embraced by v. *Heinemann*'s work, the term *Ledereria* may obtain. No American species have been hitherto noticed. As yet no species of *Apamea Led.* (nec *Guen.*) are described from our territory. I have pointed out elsewhere that for this genus the term *Luperina Bde.*, should probably obtain.—*Grote*.

as it joins the exterior line. Subterminal line very irregular, jagged and conspicuous on account of the contrast of color between the terminal and subterminal spaces. It forms particularly two *Hadena*-like teeth along the second and third median branches. Nervules black in the terminal space. Posterior wings white, tinged slightly with yellow. Nervules at their termination blackish, thus giving the wings a narrow irregular terminal band. Anterior wings beneath, dark fuscous, lighter along the inner margin; traces of the exterior line. Posterior wings beneath, yellowish white, distinctly yellow at the base and along the costa.

Habitat, Tuckernuck Island, near Nantucket. Four specimens taken by Mr. Bigelow, and now in the collections of Edward Burgess and H. K. Morrison.

This and the following species are quite different in color from the only European species of the genus I have (*Virens*, Linn.). But their generic characters agree exactly with those of *Luperina*, Led., and I have no hesitation in referring them there.

L. Burgessii can be distinguished by the white posterior wings, and the black dash connecting the median lines of the anterior wings. The basal submedian line and the jagged subterminal are also good characters. It has a superficial resemblance to *Dryobota fibulata*, from which it can be separated by the absence of bristly eye lashes, the untufted abdomen, and the white posterior wings.

I take great pleasure in dedicating this new species to Mr. Edward Burgess, Secretary of the Boston Society of Natural History, a most careful student and naturalist.

***Luceria loculata* (nov. sp.).**

Expanse, 36 m. m. *Length of body*, 18 m. m.

Eyes naked, without bristly lashes. Male antennae setiform, the fringes extremely fine. Thorax dark grayish or carneous brown, the vertex and front almost black. Anterior wings dull carneous grayish brown, with the terminal space and the wings adjoining the nervules, particularly in the median space, dull black, with a slight purple reflection in certain lights. Interior line, single, subobsolete, dentate, forming two broad teeth between the median and submedian nervules, and the latter and the inner margin. The ordinary spots give the only strongly marked characteristics of the wings; the orbicular and reniform are concolorous and contained in a shade of the ground color situated between the two blackish shade lines following the subcostal and median nervules. The orbicular varies in shape; it is sometimes round, again it is

more or less elongated, and in one specimen almost reduced to a black line; it is surrounded by a more or less distinct black annulus. Reniform of the ordinary form, encircled with black, in one specimen with a central darker shade, in the others concolorous. The claviform spot is very conspicuous, reduced to a thick, short, deep black line. Exterior line of usual form, indistinctly geminate, inwardly sharply indented between the nervules and with a noticeably long and sharp tooth on the submedian nervule. Subterminal line geminate, set off by the contrasting terminal space; it forms a sharp inward tooth on the first median nervule, below which it regularly curves outwardly and is again produced into a blunt tooth just above and before the inner angle. A black line at the base of the fringe, forming dots between the nervules. Posterior wings fuscous, with a very broad, dark, diffused, terminal band. Beneath, the anterior wings are dark fuscous gray, lighter at the base, and the costa dull carneous. A thick, black exterior line common to both wings. Posterior wings lighter gray, with a terminal dark band and discal dot.

Var. a conspicua (nov. var.).

In this form the orbicular is round and with the reniform filled with light gray. Claviform as in the typical species. A light grayish, slightly carneous shade extends from the base below the claviform spot, to the terminal space, and also fills the subterminal space to the fifth subcostal nervule (veinlet 6 of the German entomologists); above this the subterminal space is blackish, together with the terminal and upper part of the median spaces. The rest of the markings as in *loculata*.

Hab., Mass., New York. Four specimens examined and one of the *var. conspicua*.

Collections of Buf. Soc. Nat. Sci. and H. K. Morrison.

At first view the specimen of the variety would hardly be placed with the usual form, and looks distinct, but the differences are mainly of color and the specific characters agree with those of the type.

Loculata can be distinguished from resembling species of neighboring genera, by the generic differences given under *Burgessi*. The claviform gives the best character, the species can at once be recognized by that. The dull, faded, carneous gray and blackish shades can also be used to separate the normal form.

Genus **DRYOBOTA**, *Lederer*.**Dryobota fibulata** (nov. sp.).

Expanse, 36 m. m. *Length of body*, 15 m. m.

Eyes naked, with strong bristly lashes. Palpi blackish with intermixed gray hairs, third joint cylindrical, distinct. Front and vertex gray. Collar arched, dark gray, with an evident central black line; the upper edge of the collar whitish. Thorax square with an angular projection on each side, and a flat, longitudinally furrowed fore and hind tuft above; the front of the tuft is marked in the same manner as the collar, that is to say, gray, with a black central line and tipped with white. Thorax mixed gray and white beneath; beneath the angular projection in the sides there is a clear white spot. Abdomen with four strong tufts, the third the most prominent, vertical, rounded behind; the fourth is horizontal and square behind. Anterior wings with light gray and blackish fields. A short basal longitudinal dash between the median and submedian nervures. Ground color of the basal and sub-basal spaces light gray with numerous darker and brownish gray discolorations; shades of the latter color are also to be found in and around the orbicular and beyond the reniform. Interior line irregular, thickened opposite the orbicular, which it adjoins, then nearly straight to the submedian nervure, below which it forms a spade-shaped tooth. Median space blackish gray, with various lighter and brownish gray spots. Orbicular of medium size, light gray, with central brownish gray shades; forming a perfect ellipsis, its major axis parallel to the fourth median nervule. Median nervure and its branches blackish, beneath the former, the claviform spot distinct, large, concolorous, triangular, is outlined in black. Its lower side forming part of a black dash which connects the interior and exterior lines. Reniform spot large, indistinctly outlined outwardly, light gray, with a crescent-shaped brownish gray internal shade. Exterior line indistinctly geminate, dentate, of usual shape. Subterminal space whitish gray, darker costally; terminal space dark gray, separated from the former by a white line following the lobate black subterminal line, both more distinct near and at the costa. The line at the base of the fringe dentate, connected with short lines which extend inward between the nervules. Posterior wings uniform dark gray, without lines or spots. Beneath both wings dark gray, the anteriors nearly uniformly colored; the posteriors lighter at the base with a distinct discal dot and faint line.

Hab., Quebec, Can. In my collection from Prof. F. X. Belanger.

Our first species of *Dryobota*, is perhaps separated with the greatest facility from the species it resembles most, by its generic characters. It has somewhat the color and markings of *Mamestraatlan-*

tica, Grote (Had. W. latinum †, of authors), excepting the W-shaped marking of the subterminal line. From this species it can also be distinguished by the angular projection on the sides of the thorax, by the non-hairy eyes with lashes and the thoracic tuft.

Genus **MAMESTRA**, *Ochsenheimer*.

Mamestra assimilis (nov. sp.).

Expanse, 38 m. m. *Length of body*, 18 m. m.

Front and palpi black. Eyes hairy. Thorax and collar black, the former without tufts. Abdomen conical, gray, with a flattened hairy tuft on the first segment, and the usual lateral tufts, which together with the anus are tinged with carneous. Anterior wings dead black; lines subobsolete, clear black; spots concolorous, surrounded by fine intense black lines; beneath the median nervure a slender basal longitudinal streak. Interior line most prominent on the costa, forming there an angle the apex of which nearly reaches to the orbicular spot; below, the line is produced in a regular curve between the median and submedian nervures; from the center of this curve projects the the claviform spot, small, acutely triangular and very distinct; below the submedian nervure the line forms a spade-shaped tooth; ordinary spots large, without internal annuli, the orbicular slightly elliptical, the reniform approaching the shape of the figure eight, constricted in the middle on both sides. Exterior line dentate between the nervules, of the usual form. Subterminal line represented by black diffused spots which precede and partially surround a series of cream-white spots. Those of the latter between the fifth and sixth subcostal, the sixth subcostal and the first median, and the first and second median nervules are small, punctiform and distinct; that between the second and third median nervules is obsolete, and that between the third and fourth is united with the one at the inner angle, forming a large irregular blotch, sometimes filling nearly the whole angle. The nervules are of a little deeper black than the ground color, the inner margin is slightly tinged with carneous and there are three or four costal subapical white dots. The posterior wings are white, the nervures strongly marked with black, and with a large discal dot and a broad, black terminal band. Anterior wings beneath, gray, with numerous white atoms. The entire apex and terminal space are purple carneous. Posterior wings white, with a conspicuous discal dot, and a broad costal and terminal carneous gray shade band, obsolete at the anal angle.

Hab., Massachusetts. Collection of H. K. Morrison.

The uniform dead black anterior wings with the markings in brighter black, will at once separate from the rest of the Noctuidae

the following three species, belonging to different genera, and yet so close to each other that they can hardly be distinguished except by their generic characters.

Eyes hairy, tibiae unarmed, abdomen conical:

MAMESTRA ASSIMILIS *Morr.*

Eyes naked, tibiae unarmed, abdomen conical:

HADENA IMPULSA (*Guen.*)

Eyes naked, tibiae spinose, abdomen flattened:

AGROTIS VELLERIPENNIS *Grote.*

Genus **MORRISONIA**, *Grote.*

Morrisonia peracuta (nov. sp.).

Expanse, 37 m. m. *Length of body*, 17 m. m.

Eyes hairy. Front divided by a transverse furrow between the eyes, the sides of which are cinereous, into two short, obtuse tufts. The frontal tuft beneath and the vertical tuft above, brown. Collar and thorax gray brown, the latter with a short bifid fore and hind tuft. Collar showing a conspicuous, bicolorous, black and white transverse line. Tegulae with a similar terminal line. Anterior wings with brown and cinereous longitudinal shades. A cinereous costal shade from the base to the apex, more or less discolored by brown internervular streaks, the most prominent of which passes over the place of the orbicular (which is wanting), and obscures the disc of the almost obsolete reniform. The latter is indicated in the costal shade, only by faint, transverse, cinereous shades, and a darker central spot. The lower portion of the reniform projects slightly over and contrasts slightly with a dark chocolate brown shade, which starts from the base and proceeds along and below the median nervure to the exterior line; it gradually shades into lighter brown, and then into cinereous. Two dark brown basal dashes, one beneath the median and the other beneath the submedian nervure and along the inner margin. The exterior line forms a dash on the costa at its inception, and then six long fine black ray-like teeth, the last of which returns back towards the base, between the median and submedian nervules, meeting a like tooth from the interior line (this tooth being the only portion of that line visible); beneath this the exterior line forms a long, sharp, outwardly projecting tooth on the submedian. Subterminal space cinereous; outwardly its indentations jagged (corresponding to those of the exterior line), and in particular two long *Hadena*-like teeth, extending to the outer margin. Terminal space brown, divided into two principal areas, one above and the other below the subterminal teeth. A broad, more or less discolored cinereous shade from the base to the inner angle along the margin. A series of white terminal dashes be-

tween the nervules. Fringe brown, interrupted. Posterior wings uniform, dark fuscous, without spot or band. Fringe white. Beneath, the disc of the anterior wings dark gray, the costa and terminal space lighter. Posterior wings light gray, with discal dot and broad dark terminal band.

Hab., doubtful, probably Texas, perhaps California. Four specimens examined. In the collections of Buf. Soc. Nat. Sci. and H. K. Morrison.

Genus **LITHOPHANE**, *Hüb.*

Lithophane fagina (nov. sp.).

Expanse, 45 m. m. *Length of body*, 18 m. m.

Eyes naked, with strong lashes. Palpi slightly shorter than usual in *Lithophane*, shaggily haired, the third joint also clothed, not nearly smooth as in *Calocampa*. Frontal and vertical tufts short, obtuse and improminent. Collar and thorax bluish-gray, the former with a transverse black line, edged below with ochreous, most evident directly in front. Behind the collar a longitudinally furrowed thoracic crest. Abdomen untufted, slightly flattened. Wings with entire margins, shaped as in *pevata* and *cinerea*; this, with the obtuse tufts, placing the species in the section *Graptolitha*. Anterior wings with obsolete ornamentation, clear bluish-gray (the color of *Cucullia intermedia*, Speyer), with a conspicuous broad white costal shade, which gradually becomes extinct before the apex, and commences beneath the angular projection in the sides of the thorax. The spots are absent, the markings are all fine hair-like black lines, as in *intermedia*. The interior line forms one dentate tooth above the costal nerve, and below it three long sharp spine-like teeth, each longer than its predecessor, the last two projecting far into the median space; below the third tooth the interior and exterior lines are connected by a fine line which forms exactly between the base and the apex, and a little below the center of the median space a small tooth, the lines of which are thickened so that it is quite prominent. Above this tooth are the six long teeth of the exterior line, each sharp, with its apex slightly curved upwards, and terminating on a nervule. These teeth at their bases are not sharp, but rounded, in this respect differing from those of the interior line. Below the line connecting the median lines there is a free space, and below this a very long narrow spot, sharp at each end, evidently formed by the uniting together of the bases of two teeth, one from each median line; beneath this spot, and directly above the inner margin, a short black line. In the upper portion of the median space, beneath the costal white shade, there are several longitudinal lines, (the one nearest the costa being bifid and somewhat thickened,) which represent the ordinary spots united together, but in my only specimen they are too fragmentary to trace the outlines. Beyond the exterior line a series of black

dots on the nervules representing the subterminal line, and from this point outwards the nervules are narrow, marked in black. Posterior wings whitish-gray, with faint discal dot and exterior line, no terminal dark band. Fringe white. Beneath, the wings are whitish-gray, the anteriors rather the darker, with a yellow spot at the base. Posterior with discal dot and exterior line.

Hab., Cambridge, Mass., April 15, 1874. From my collection.

Fagina is a most interesting species, for it seems to combine in itself the characters of several genera. The fine hair-like black marking over bluish-gray ground are very similar to the *lucifuga* section of *Cucullia*, but the structural characters are not of this genus, and seem to be on the line between *Calocampa* and *Lithophane*. The subobsolescence of the tufts, the almost rounded front and the short palpi connect it with *Calocampa*, while the shape of the wings, the presence of the thoracic crest, and the fact that the frontal tufts are present, though improminent, would show that its affinities are with the section Graptolitha of *Lithophane*, where I have placed it. *Fagina* is so different from the known species that the student will find no difficulty in naming it; it seems to be, however, of very rare occurrence.

***Lithophane disposita* (nov. sp.).**

Expanse, 37 m. m. *Length of body*, 14 m. m.

Antennae setiform. Palpi light gray, whitish on the inside, with a clear black line on the outside extending from the first to the third joint. Front and vertex with the two pair of sharply projecting tufts peculiar to *Lithophane*. Beneath the upper tuft a black line extending across the front. Collar with a transverse }-shaped black line. The usual longitudinally furrowed crest behind the collar, in this species tipped with ferruginous. Thorax light gray concolorous with the anterior wings. Abdomen with a single, slight, black tipped tuft. Anterior wings light gray with ferruginous stains. The spots very clearly outlined in black, the ordinary lines nearly obsolete. A slightly curved, black, conspicuous, longitudinal line extending from the base to just before the interior line; and a more or less distinct ferruginous patch at and above its termination. Interior line indistinctly geminate. Its outer line sometimes well marked on the costa, beneath the subcostal nervure and opposite the orbicular forming a tooth and joining below the very distinct, elongated claviform spot. The latter is outlined in black, concolorous; its apex rounded and most strongly marked. Exterior line obsolete except directly opposite to the claviform spot, where it is distinct and black. Through the narrow

aperture between the claviform spot and the exterior line passes the undulate ferruginous median shade, ceasing at the reniform, but again perceptible on the costa, as an oblique blackish shade. Ordinary spots, concolorous, black. Orbicular oblong, oblique, open above. Reniform large, subquadrate, distinct below and at the sides, open above. A double row of faint spots on the nervules beyond the exterior line. Subterminal line subdentate, ferruginous. A conspicuous blackish blotch at the inner angle and another in the terminal space between and adjoining the first median and sixth subcostal nervules. Black dots at the base of the fringe, which is tinged with ferruginous. Posterior wings uniform blackish gray with the discal dots evident. Beneath the wings are light gray with scattered black atoms and distinct discal dots. Anterior wings with a basal line corresponding to that above and with the median and basal spaces darker gray. Posterior wings with a faint exterior line. Tibiae with a longitudinal black line. All the spurs black, tipped with white.

Hab., Canada, Mass., New York. In April and May.

The uniform light gray ground color, the black encircled spots, particularly the elongated claviform and the basal longitudinal line will separate it from other species of the genus, and the first character from *vulgaris*, G. & R.

VI. Observations on North American Moths

BY LEON F. HARVEY, A. M., M. D.

[Read before this Society, June 5, 1874.]

NOCTUAE.

Agrotis volubilis Harvey.

♂.—This species is allied to the European *A. valligera*, differing by its leather-brown, not olivaceous color, and by the obsolescence of the subterminal line. Eyes naked, all the tibiae spinose, antennae ciliated, palpi externally dark brown, nearly black, internally much lighter, head light brown, thorax very pale with a brown collar; one segment of the abdomen, near the thorax, quite brown, with the rest and anal tuft light brown; beneath darker, with the sides approaching to black. Basal half-line irregular, black; t. a. line thrice outwardly convex, lower convexity being very acute, passing far beyond the other convexities; a broad black band arising from the body intersects and crosses the t. a. line, being longer than the similar line in *A. valligera*; the t. p. line is evenly scalloped outwardly, being fainter than the other lines; terminal line geminate, inner dark and outer light shaded; subterminal space darkly shaded, a third below the costal border dark intensified above the spots. The orbicular spot is broader and more even than in *A. valligera*, having a light center; reniform regular, whilst in *A. valligera* it is somewhat scroll-shaped; the space between the spots is nearly black, in *A. valligera* it is a rather light brown; fringes concolorous. Beneath, cinereous, costa dark, terminal line present. Secondaries whitish, with superior and posterior portions shaded with fuscous, terminal line geminate. Beneath pale shaded, with discal spot; t. p. line and terminal line obvious, fringes white.

♀.—Both the wings and body parts darker, blackish, with a dark purple tinge; markings about the face blackish brown; thorax purple-gray, with a black collar. The space between the body and the reniform spot is nearly black, the orbicular spot is nearly twice the length and much narrower than in the ♂, with dark center, and clearly defined black margin, reniform more irregular and darker. The terminal line geminate. All the other lines nearly obsolete, slight transverse markings beneath. Secondaries darker than *A. valligera*—a trace of discal spot.

Expanse, ♀ 36, 37; ♂ 35 m. m. *Hab.*, Buffalo (Frank Zesch); New York (C. T. Robinson).

Mamestra rosea, Harvey.

♂.—This is a stout species with hairy eyes and unarmed tibiae. The abdominal tufts are confined to the basal segment, and the thoracic tufts are not very obvious. Antennae simple, bristled beneath. The color is unusually pale. It is a very light and pale testaceous reddish; the thorax, head and basal tuft deep brownish red. The fore wings have the terminal space deep red, with the outer portion of the subterminal space deep brownish red, and these marginal shades contrast with the pallor of the rest of the wing, so that we are reminded of the species of *Heliothis*. T. a. line single, thrice waved outwardly oblique, deep reddish. Claviform outlined with the same shade, while the annuli of the stigmata are similar, merely fine reddish lines; the reniform includes an inferior blackish stain. The diffuse reddish median shade is quite noticeable. Stigmata large; orbicular circular; reniform moderately outwardly excavate. T. p. line a distinct interspaceally festooned reddish line, not running suddenly inwardly below median vein, nor much exerted opposite the cell, approaching the t. a. line at internal margin, owing to the greater obliquity of the latter. Fringes reddish, checkered with deeper red. Hind wings very pale, with faint exterior transverse lines and terminal brighter dustings. Beneath, very pale with reddish borderings and double exterior reddish lines and discal point on secondaries. Abdomen pale, shaded with fuscous.

Expanse, 40 m. m. *Hab.*, Maine (Prof. Packard).

Mamestra lilacina, Harvey.

♀.—A rather wide-winged species with hairy eyes and unarmed tibiae and with somewhat slender body parts, weakly tufted. It is allied to *M. brassicae* and *M. Farnhami*. The primaries are blackish, with lilac-gray shadings. Basal half-line distinct, black, irregular. T. a. line geminate, waved, blackish, the outer line the more distinct with distinct gray filling. The orbicular is oblique, large, gray, with a darker central shade, and below it, beyond the claviform and beneath the median vein at the base of vein 2, is a pale gray shade, extending to the median shade line, and similar to what is displayed by *M. Farnhami*. Claviform concolorous, with distinct black defining line. Reniform erect, gray, with a central darker annulus. T. p. line geminate, lunulate, its inner black scalloped line distinct, with gray filling. Subterminal space shaded with gray, more obviously inferiorly. Subterminal line pale, distinct, continued, with a strong costal deflection bending inwardly; a distinct apical gray patch surmounting the blackish concolorous terminal space. Fringes dark with a darker hair line, and very narrowly cut with pale at the extremities of the veins. Hind wings fuscous, deeper shaded terminally, with a faint fuscous rivulous exterior line and discal shade. Beneath fuscous, sprinkled with gray shades and double, more or less distinct common lines and discal marks.

Expanse, 35 m. m. *Hab.*, Brewsters, N. Y. (C. T. Robinson).

Taenioampa pacifica, Harvey.

Under the Number 27, and with the memorandum attached "February 13, 1874, Sanzalito," Mr. Jas. Behrens sends three specimens (♀s) of a species with hairy eyes and allied to our Eastern *T. alia* and the European *T. instabilis*. Compared with *T. alia* the species from the Pacific slope differs by its thinner squamation, its more obscure tint and the narrower black-filled reniform. In none of the three specimens is there any trace of the orbicular. The tint is not always the same; two specimens are rather pale, dingy yellowish brown; the third has some of the brighter tintings of *T. alia*. The t. p. line is indicated by black points, to which black and white points succeed on the subterminal space. In size the species is like *T. alia*, while the ornamentation is very similar.

Glaea olivata, Harvey.

♀.—Eyes naked, with lashes; tibiae unarmed; abdomen rather flattened. The species is of a delicate olive-brown, with the lines on the fore wings above pale, even and continuous. Primaries rather dark olivaceous brown to the subterminal line, with a fine admixture of black scale points not disturbing the general shade of the wings; terminal space paler contrasting by its pallor, terminal line waved, fine, the fringes again darker with a blackish shade at base. T. a. line even, rather strongly outwardly oblique, a little outwardly projected on costal vein, on internal margin nearer to the t. p. line than to the base of the wing. Stigmata large, concolorous, with pale annuli, like the transverse lines, upright, the orbicular spherical, the reniform but very slightly excavate. T. p. line not very arcuate, nor projected opposite the cell. Subterminal line irregular, brought into relief by the contrasting tint of the terminal space. Hind wings fuscous, dark, not greatly contrasting with the primaries in general color, with a reddish suffusion on the fringes. Body concolorous with wings above. Beneath the body parts and wings are more reddish, powdered with black scales; a fuscous line and discal point on the uniformly red-tinted secondaries.

Expanse, 38 m. m. *Hab.*, California. Mr. Behrens, Number 9, September 20th.

In this species the lashes are black and distinct. The Eastern species, referred by Mr. Grote to *Orthosia*, have the abdomen somewhat flattened, especially *O. apiata*. but the lashes to the eyes are not discriminated by their color.

Orthodes griseocincta, Harvey.

♀.—Obscure, purple blackish, without any red tint; the markings are coarse. Eyes hairy. Basal half-line accompanied by a broad griseous shade alone distinct, waved. T. a. line perpendicular, waved, black, preceded also

by a broad griseous shade. Stigmata obsolete; the reniform indicated by a few pale scales. Median shade line hardly apparent, approximate to the t. p. line, the latter more even, more faintly filled in with griseous, slightly arcuate. Subterminal line indistinct; terminal space but very little paler than the rest of the wing; fringes concolorous. Secondaries blackish fuscous with paler fringes. Beneath the wings are pale, soiled, yellowish-white, irrorate with black scales and with the discal point and exterior fuscous line marked on secondaries. Body parts concolorous with the wings.

Expanse, 32 m. m. *Hab.*, Easton, Pa. Mr. Stultz, No. 421.

GEOMETRAE.

Endropia Warneri, Harvey.

♀.—A beautiful, umber-shaded moth. Antennae simple, white above, brown beneath, palpi porrect, head brown, thorax grayish-white suffused with a burnt umber tinge. Abdomen concolorous. Primaries broad, posterior border boldly convex, surface white, but profusely covered with umber-colored points. T. a. line convex outwardly, narrow on the costa, widening opposite the cell, continuing very broad to the inferior border, being of a burnt umber color, with a light shade in its concavity. T. p. line white, evenly broad, convex outwardly, strongly exerted at convexity of posterior border, dark umber shaded in its concavity, forming the line of a strung bow; outside of the t. p. line a somewhat light umber shade, but strongly marked at the center and inferior border of the wing, forming two conspicuous spots. A very distinct black discal spot; a white broad line, running from the extreme convexity of t. p. line to the apex of the wing, having on its outside for half the distance a finer umber line; fringes of an umber color. Beneath the surface of a mottled ochereous, resembling the under surface of *E. hypochlaria*, but less brilliantly colored, the discal spot brown, all the lines faintly marked; spot at convexity of the t. p. line quite obvious; fringes darker than above, contrasting strongly with the lighter shade of the wing. Secondaries lighter in shade than the primaries; a black discal spot; t. p. line clouded white, with an inner and outer umber-shaded margin, more distinct at anal angle; fringes same as the upper surface of the primaries. Beneath, in color resembling the under surface of the primaries; arcuated line and discal spot present; fringes concolorous with fringes of under surface of the primaries; fringes on the inferior border of secondaries of a delicate white.

Expanse, 35 m. m. *Hab.*, Canaan Four Corners, N. Y. L. F. Harvey.

It gives me pleasure to dedicate this species to Miss Warner, who in the pages of "Queechy," has given to the locality of its capture a "Wide, Wide World" reputation.

* **PERIGRAPHA**, *Lederer* (1857).Type: *Noctua i-cinctum* *S. V.**Normani* *Grote*, *Can. Ent. vol. 6*, p. 115.*innexa* *Grote*.¹

Canada, southward.

* **TAENIOCAMPA**, *Guenée* (1841).Type: *Noctua stabilis* *S. V.**pacifica* *Harvey*, *Bul. Buf. Soc. Nat. Sci.*, Vol. 2, p. 120.*alia* *Guen.*, *Noct. 1*, p. 354; ? *Orthos. instabilis* *Fitch*, *Trans. N. Y. Agr. Soc. 16*, 343.† *hibisci* *Guen.*, *Noct 1*, p. 355 (described from Abbot's MS. figures).† *oviduea* *Guen.*, *Noct. 1*, p. 357.† *styracis* *Guen.*, *Noct. 1*, p. 357 described from Abbot's MS. figures).

California, Canada, southward.

CERAMICA, *Guenée* (1852).Type: *Ceramica exusta* *Guen.**picta* (*Harris*), *Ins. Inj. Vég. p. 452*; *Cer. exusta* *Guen.*, *Noct. 1*, p. 344, Pl. 5, fig. 9.† *vindemialis* *Guen.*, *Noct. 1*, p. 344.† *w-album* *Guen.*, *Noct. 1*, p. 345.

Canada, southward.

¹ *Perigrapha innexa* n. s.

♂.—At first sight the species might be referred to *Orthodes*, but the head is more appressed, the thoracic vestiture more dense, the sides of the thorax defined and the patagial apices sharp. There is a distinct cresting behind the collar and a thick gathering of scales on the thorax behind, possibly also distributed on the basal abdominal segment. The palpi very slightly exceed the front; the 3d article minute, shortly scaled. Antennae simple, brushlike, both of our species differing in this respect from the European. The hairy eyes appear to have no lashes. The color is an olivaceous wood brown, not unlike *O. infirma*, but darker. All the lines are threadlike, continuous, distinct, whitish or pale yellowish. The veins are accented. Basal half-line even. T. a. line with an inward dentation on the cell to median vein, below which it is even, slightly arcuate. Orbicular and reniform moderate, concolorous, with narrow pale annuli; reniform erect, constricted medially. T. p. line running outwardly longitudinally below the costa to a point a little beyond the second costa-apical dot and thence evenly downwardly, crossing the nervules, a little inwardly bent between veins 4 and 1, to internal margin. Subterminal line brought very near the margin, even, slightly inwardly notched on vein 2, pale like the other lines. Terminal space more blackish, a little frosted with pale scales. Terminal line fine, black, interrupted. Fringes concolorous, with a paler median line and pale points at base opposite the termination of the nervules. Hind wings like those of *P. Normani*, whitish hyaline with soiled veins and undefined fuscous terminal shade. Thorax like fore wings. Costal edge of primaries straight.

Expanse 20 m. m. *Habitat*, Texas, E. L. Graef, Esq.

MATUTA, *Grote* (1874).Type: *Matuta Catherina Grote*.**Catherina** *Grote*, *Can. Ent. vol. 6*, p. 116.

Canada.

PACHNOBIA, *Guenée* (1852).Type: *Noctua carnea Thunb.***cornuta** *Grote*, *Bul. Buf. Soc. Nat. Sci. vol. 2*, p. 68.†* **carnea** (*Thunb.*), *Diss. 4*, p. 56 (*Noctua*); *Guen.*, *Noct. 1*, p. 342 (*Pachnobia*);
Möschl., *W. E. M. 4*, p. 361.

California, Labrador.

II. *The genera allied to Orthosia, catalogued on pages 25 and 26 of the "List."*

The following synoptical table of the genera may be of use. I have formerly not distinguished the genus *Jodia* (*Oporina* *Boisd.*, *Led.*). The species retained under *Xanthia* and *Scopelosoma* will need a later revision.

Eyes naked with lashes :

Thorax untufted, abdomen conical.....	Orthosia.
<i>id.</i> , abdomen flattened	Glaea.
Thorax with a pointed tuft, palpi projected and prominent.....	Jodia.
<i>id.</i> , palpi improminent }	Xanthia.
	Scopelosoma.

* **ORTHOZIA**, *Ochs.* (1816).Type: *Noctua lota Linn.** **circellaris** (*Hufn.*); *ferruginea* *S. V.*, S. 86.**ferruginoides** (*Guen.*), *Noct. 1*, p. 398 (*Xanthia*); *bicolorago* † *Walk.*, *C. B. M.*,
Noct. p. 464; *G. & R.*, *Trans. Am. Ent. Soc. 2*, p. 78; *Xanthia spureata*
Walk., *C. B. M.*, *Noct.*, p. 749.† **bicolorago** (*Guen.*), *Noct. 1*, p. 397 (*Xanthia*); *An. var. spec. praec.?***ralla** (*G. & R.*), *Trans. Am. Ent. Soc. 1*, p. 346 (*Xanthia*), *Pl. 7*, fig. 49.**euroa** (*G. & R.*), *Trans. Am. Ent. Soc. 4*, p. 431 (*Xanthia*); *X. puta* ‖ *G. & R.*,
Trans. Am. Ent. Soc. 1, 347, *Pl. 7*, fig. 50.

† *chloropha* (*Hübner*), *Zutr.* 1, No. 37, figs. 73, 74 (*Xestia*).

purpurea *Grote*.²

† *inseiens* *Walk.*, *C. B. M.*, *Noct.*, p. 746.

Canada, southward, and California.

* **JODIA**, *Hübner* (1816).

Type: *Noctua croceago* *S. V.*

rufago *Hübner*, *Zutr.* 1, figs. 61, 62, S. 15; *Verz.* S. 234, No. 2341; *Guen.*, *Noct.* 1, p. 392 (*Xanthia*).

Atlantic District.

GLAEA, *Hübner* (Tentamen).

Type: *Noctua vaccinii* *Linn.*

† *anchocelioides* (*Guen.*), *Noct.* 1, p. 384 (*Cerastis*).

viatica *Grote*, 6th Ann. Rep. Peab. Acad. Sci. p. 33 (*Orthosia*).

decliva *Grote*, 6th Ann. Rep. Peab. Acad. Sci. p. 34 (*Orthosia*).

inulta *Grote*, 6th Ann. Rep. Peab. Acad. Sci. p. 34 (*Orthosia*); *Bul. Buf. Soc.*

Nat. Sci. 2, p. 77, Pl. 1, fig. 9.

apiata *Grote*, 6th Ann. Rep. Peab. Acad. Sci. p. 34 (*Orthosia*); *Bul. Buf. Soc.*

Nat. Sci. 2, p. 77, Pl. 1, fig. 8.

olivata *Harvey*, *Bul. Buf. Soc. Nat. Sci.* 2, p. 120.

Canada, southward, and California.

* **XANTHIA**, *Hübner* (Tentamen).

Type: *Noctua fulvago* *Linn.*

aurantiagio *Guen.*, *Noct.* 1, p. 394, Pl. 7, fig. 1.

* *gilvago* (*S. V.*); *Grote*, *Proc. Ent. Soc. Phil.* 3, p. 95.

†* *silago* (*Hübner*); *Walk.*, *C. B. M.*, *Noct.*, p. 461.

ceromatica *Grote*, *Bul. Buf. Soc. Nat. Sci.* 2, p. 70 (*Scopelosoma*).

Canada, southward.

² *Orthosia purpurea*, n. s.

♂ ♀.—Allied to the European *O. litura*, differing but slightly in general tint, being more purplish. The markings are less distinct, the t. a. line not accented on costa, the orbicular smaller, the spots wider apart, the subterminal line a parallel succession of rounded points, not elongate as in the European species. The dark costal shades, which precede the s. t. line in both species, are less prominent in *O. purpurea*. The hind wings are paler in the latter species and more warmly tinted. Beneath, the color is light vinous with the common line and discal marks, so evident in *litura*, extremely faint. The male antennae have a thick cillial fringing. The pattern of the ornamentation is exceedingly similar in the two species and seems merely to differ as above given. In *O. purpurea* the reniform is concolorous, enclosing a blackish inferior stain; in my specimens of *O. litura*, this spot is uniformly darker than the wing.

Erpanse, 31, 32 m. m. *Habitat*, California. *Mr. Behrens*, No. 3, "Oct. 23d."

SCOPELOSOMA, *Curtis* (1840).Type: *Noctua satellitia Linn.***Graefiana** *Grote*, *Bul. Buf. Soc. Nat. Sci.* 2, p. 69.**vinuleuta** *Grote*, *Proc. Ent. Soc. Phil.* 2, p. 440 (*Dichagramma*), Pl. 9, fig. 6;
Bul. Buf. Soc. Nat. Sci. 2, p. 70 (*Scopelosoma*).**Morrisoni** *Grote*, *Bul. Buf. Soc. Nat. Sci.* 2, p. 70.**sidus** *Guen.*, *Noct.* 1, p. 386; *Grote*, *Bul. Buf. Soc. Nat. Sci.* 2, 71.**Walkeri** *Grote*, *Proc. Ent. Soc. Phil.* 2, p. 439 (*Dichagramma*); *id.* *Bul. Buf. Soc. Nat. Sci.* 1, p. 192 (*Scopelosoma*); *id.* l. c. 2, p. 71.

Canada to Texas.

III. - *References omitted in the "List."*To the species *Agrotis bicarnea*, on page 9, line 26, must be added the reference: *Feltia ducens* *Walk.*, *C. B. M.*, *Noct.*, p. 203.To the species *Hadena arctica*, on page 14, line 33, must be added the reference: *Hadena amputatrix* *Fitch*, *Trans. N. Y. Agr. Soc.* 16, 425.Under the genus *Melicipletria* must be added, on page 35, after the second line, the species:**jaguarina** (*Guen.*), *Noct.* 2, p. 184 (*Anthoecia*), Pl. 9, fig. 11; *Grote*, *Proc. Ent. Soc. Phil.* 3, p. 528.The following genus must be omitted from the *Lithosiinae* (where it is referred by *Zeller*) on account of the presence of simple eyes; it cannot be placed with the *Tortricidae* (where it is referred by *Fitch*) from the neurational characters. It best agrees with the *Noctuidae*, and may find its place in the "List" on page 28, after *Adipsophanes*.**NOLAPHANA**, *Grote* (1873).Type: *Brachytaenia malana Fitch.***malana** (*Fitch*), *Tr. N. Y. State Agr. Soc.*, 1855, p. 473 (*Brachytaenia*); *Grote*,
Bul. Buf. Soc. N. S. 1, p. 169 (*Nolaphana*).**Zelleri** *Grote*, *Bul. Buf. Soc. Nat. Sci.* 1, p. 169; *Nola malana* † *Zeller*, *Verh.*
z.-b. *Gesell.*, S. 454.

Eastern and Middle States.

VIII. Land and Fresh Water Shells of the State of New York

BY JAMES LEWIS, MOHAWK, N. Y.

[*Read before this Society, July 3, 1874.*]

So far as relates to the Molluses found within its borders, the State of New York may be considered as embracing portions of two distinct areas, each, in a measure, characterized by a fauna of its own. This is more especially true of the Molluses found in the larger rivers, but less conspicuously apparent in the Terrestrial Molluses.

In the attempts of early writers to classify the Molluses of the State of New York a considerable number of species then not known to occur within the limits of the State were tabulated as "Extra Limital." More recent investigations have shown that many species then regarded as extra limital really occur within the borders of the State. Many of the species to which this remark applies are such as are known to occur in the system of drainage of which the Ohio River is the grand trunk. Some of these species are found in the streams flowing into the great lakes in the western part of the State.

In more eastern and central portions of the State occur a few species which apparently belong to the Ohio Basin, but which have by some means been colonized where found. But the larger portion of the species of the waters of the eastern part of the State are such as are classed in the *fauna* of the "Atlantic slope."

There are among the land shells indications of two if not of three distinct *fauna*. The minor aquatic species also offer similar indications. But in a paper, the principal purpose of which is to collate facts relative to *geographical distribution*, it may not be neces-

sary to enter at large upon a discussion of special *faunæ*. It will, perhaps, be sufficient to state that we find within the State representatives of the following *faunæ*, viz.:

- 1st. Fauna of the Atlantic slope.
- 2d. Western Fauna.
- 3d. Sub-boreal or Circumpolar Fauna.

Writers on the Molluscs of the United States and Canada have sufficiently characterized these several *faunæ*, and students who may desire to look further into this subject may find it sufficiently amplified in the writings of Dr. Lea, Dr. Gould, Dr. Binney, W. G. Binney, Say, Bland, and other distinguished writers whose names are widely associated with American Conchology.

In the few remarks it may be proper to make respecting Classification it will suffice to say that the systems adopted by recent American writers have been retained with only slight variations. The few essential changes which it has been thought expedient to make embrace restitutions and a recognition of the fact that species have not in all cases been classified with a proper understanding of their anatomy. The species embraced in the following tables are compiled principally from the results of explorations made within the last fifteen years:

About thirteen years ago, assisted by Hon. G. W. Clinton, Mr. W. W. Stewart and others, the late Coleman T. Robinson (one of the founders and early patrons of the Buffalo Society of Natural Sciences) compiled a list of species collected in the western part of the State, principally in the immediate vicinity of Buffalo. Mr. Robinson's manuscript appears to be very faithfully compiled, and leaves very little to be done to complete the work in the part of the State to which it relates.

The late Prof. C. Dewey, of Rochester, in a paper¹ accompanying a donation of shells to the State Cabinet at Albany, gives a list of species found in the vicinity of Rochester, and in other portions of Western New York. Mr. Truman H. Aldrich, while a student of the Rensselaer Polytechnic Institute, at Troy, compiled a "Partial

¹ In Ninth Annual Report of the Regents of the University of the State of New York on the condition of the State Cabinet, etc., etc.

list of Shells found near Troy, N. Y.," which was embodied in the Twenty-second Annual Report on the State Cabinet of Natural History.

The writer of this paper has at various times prepared catalogues of the shell-bearing Molluses of Herkimer and adjacent counties. He has also enjoyed correspondence with many active collectors whose manuscripts and specimens (hitherto unrecorded) have, with the preceding, contributed toward the present paper.

Among the gentlemen to whom these acknowledgments are due may be mentioned

Dr. T. R. Ingalls, late of Greenwich, Washington county.

Dr. A. J. Skillton, late of Troy.

Col. E. Jewett, Lockport.

Mr. W. E. Yager, Oneonta.

Dr. Caleb Green, Homer, Cortland county.

Dr. Wm. H. Brown, Cedarville (formerly of Litchfield, Herkimer county).

Dr. — Hubbard, late of Staten Island.

In addition to these sources of information, it has been necessary to consult various Conchological works of American writers. It will suffice to mention the following:

Observations on the Genus *Unio*, etc., by Isaac Lea, LL. D.

Synopsis of the Family Naiades, 1870, by Isaac Lea, LL. D.

Rectification of Conrad's Synopsis (reprint), by Isaac Lea, LL. D.

Terrestrial Molluses, by Amos Binney, M. D.

Writings of Thomas Say (reprint), by W. G. Binney.

Land and Fresh Water Shells,² by W. G. Binney and Thos. Bland.

Conchological Journal, G. W. Tryon, Jr.

Strepomatidae,³ by G. W. Tryon, Jr.

Corbiculadae,⁴ by Temple Prime.

And various fragmentary papers by W. G. Binney and others.

Not having De Kay's original work on the Shells of the State of New York, it will be understood that the compiler of this paper has depended almost entirely on *original sources of information* for all that is here presented.

² Smithsonian Miscellaneous Collections, Nos. 143, 144, 194.

³ Smithsonian Miscellaneous Collections, No. 233.

⁴ Smithsonian Miscellaneous Collections, No. 145.

In citing authorities for *local distribution* the name of the person quoted refers to the locality associated therewith in the above lists, unless otherwise indicated.

It had been hoped that the results of contemplated explorations in the head waters of the Ohio in Western New York might have been reached in season to confirm and extend the list of species here presented. Though this hope is unfortunately deferred, it is scarcely to be expected that more than a very few species would have been reached not already known to belong to this State. It is, however, *probable*, that an undescribed species of *Unio* occurs in the outlet of Chautauqua Lake; and that one, perhaps two species of *Pomatiopsis*, may be found in some of the western counties. Hopes are entertained that certain species of land shells somewhat indefinitely credited by Binney and Bland to this State, may be found within its limits; no other record of them is available for present purposes. Though this paper has been made as comprehensive as could be expected from the material available, it is probable that species have been omitted which are known to others to belong to the fauna of New York. At some future day, perhaps, the State of New York may authorize a revision of the work already published under its patronage on this subject. When this work shall be decided upon, the value of this and other similar papers will be at once apparent.

GASTEROPODA PULMONATA.

Suborder GEOPHILA.

Family **HELICIDAE.**

Subfamily VITRININAE.

VITRINA, *Drap.*

V. limpid, *Gould.*

Aldrich; Lewis.

HELICODISCUS, *Morse.*

H. lineatus, *Say.*

Aldrich; Brown; Ingalls; Lewis.

MACROCYCLIS, *Beck.*

M. concava, *Say.* Aldrich ; Ingalls ; Lewis ; Robinson.

LIMAX, *Linn.*Subgenus EULIMAX, *Mog-Tand.*

E. flavus, *Linn.* Lewis.

E. agrestis, *Linn.* Lewis.

E. campestris, *Binney.* Lewis.

Subgenus PATULA, *Haldeman.*

P. solitaria, *Say.* Western New York (Jewett).

P. alternata, *Say.* Aldrich ; Ingalls ; Lewis ; Robinson.

P. perspectiva, *Say.* Brown ; Lewis ; Robinson.

P. striatella, *Anth.* Aldrich ; Ingalls ; Lewis ; Robinson.

Subgenus STROBILA, *Morse.*

S. labyrinthica, *Say.* Hubbard ; Ingalls ; Robinson.

Subgenus STENOTREMA, *Raf.*

S. hirsuta, *Say.* Near New Hartford (Jewett).

S. monodon, *Rackett.* Aldrich ; Brown ; Ingalls ; Lewis ; Robinson.

Subgenus TRIODOPSIS, *Raf.*

T. palliata, *Say.* Aldrich ; Brown ; Ingalls ; Lewis ; Robinson.

T. tridentata, *Say.* Aldrich ; Brown ; Ingalls ; Lewis.

T. fallax, *Say.* Quoted by Robinson, who may have mistaken a small variety of *tridentata*.

Subgenus MESODON, *Raf.*

M. albolabris, *Say.* Common in every part of the State.

M. albolabris, *Say* (dentate var.) Brown.

M. exoleta, *Binney.* Robinson ; W. G. Binney.

? *M. multilineata*, *Say.* W. G. Binney.

? *M. elevata*, *Say.* W. G. Binney.

M. dentifera, *Binney.* Brown ; Lewis ; New Hartford (Jewett) ; Buffalo (Stewart).

M. thyroides, *Say.* Aldrich ; Brown ; Lewis ; Robinson.

- ? *M. profunda*, *Say*. W. G. Binney.
M. diodontata, *Say*.⁵ Brown; Lewis; Yager.

Subgenus **VALLONIA**, *Risso*.

- V. pulchella*, *Müller*. Common in nearly all parts of the State.

PUNCTUM, *Morse*.

- P. minutissimum*, *Lea*. Brown; Lewis; Jewett.
 Subfamily PUPINAE.

CYONELLA, *Jeffreys*.

Subgenus **ZUA**, *Leach*.

- Z. subcylindrica*, *Linn*. Aldrich; Brown; Ingalls; Lewis.

PUPA, *Drap*.

Subgenus **PUPILLA**, *Leach*.

- P. muscorum*, *Linn*. Robinson; Crownpoint (Adams in "Vermont Shells").
P. pentodon, *Say*. Lewis.

Subgenus **LEUCOCHILA**, *Alb. & Mart*.

- L. fallax*, *Say*. Crownpoint (Adams⁶).
 ? *L. armifera*, *Say*. Binney and Bland.
L. contracta, *Say*. Lewis.
L. corticaria, *Say*. Lewis.
 ? *L. rupicola*, *Say*. Binney and Bland.

VERTIGO, *Müller*.

Subgenus **ISTHMA**, *Gray*.

- ? *I. Gouldii*, *Binney*. Hubbard; Binney and Bland.
I. Bollesiana, *Morse*. Brown; Lewis.

⁵ Under the subgenus *Mesodon* it becomes proper to restore the name given to this species by Mr. Say. Dr. Binney's designation would read *Mesodon Sayii*, Binney. It will unquestionably rank as a synonym in recent classifications.

⁶ Adams' Vermont Shells.

? <i>I. milium</i> , <i>Gould.</i>	Binney and Bland.
<i>I. ovata</i> , <i>Say.</i>	Hubbard; Lewis.
<i>I. ventricosa</i> , <i>Morse.</i>	Brown; Lewis.
<i>I. simplex</i> , <i>Say.</i>	Brown; Lewis.

SUCCINEA, *Drap.*

Subgenus **SUCCINEA**, *Drap.* s. str.

<i>S. ovalis</i> , <i>Gould.</i>	Aldrich; Brown; Ingalls; Lewis; Robinson.
<i>S. avara</i> , <i>Say.</i>	Ingalls; Lewis; Robinson.
<i>S. aurea</i> , <i>Lea.</i> (?)	Staten Island, Hubbard. (Probably not authentic.)
<i>S. aurea</i> , <i>Lea.</i> (?)	Little Lakes, Lewis. (Probably not clearly identified.)
<i>S. obliqua</i> , <i>Sar.</i>	Aldrich; Ingalls; Lewis; Robinson.
<i>S. Totteniana</i> , <i>Lea.</i>	Aldrich; Hubbard; Ingalls; Lewis.

Family ARIONIDAE.

ARION, *Ferussac.*

Subgenus **PROLEPIS**, *Mog-Tand.*

? <i>P. fuscus</i> , <i>Müller.</i>	Binney and Bland.
-------------------------------------	-------------------

Subfamily ZONITINAE.

ZONITES, *Montf.*

Subgenus **OMPHALINA**, *Raf.*

<i>O. fuliginosa</i> , <i>Grif.</i>	Aldrich; Brown; Ingalls; Lewis; Robinson.
<i>O. inornata</i> , ⁷ <i>Binney.</i>	Brown; Lewis; Jewett (at New Hartford).
<i>O. Wardiana</i> , ⁸ <i>Lea.</i>	Brown; Lewis (<i>Zonites ligerus</i> , B. & B.).
<i>O. ligera</i> , <i>Say (Lea).</i>	Brown; Lewis; Clarence, N. Y. (W. W. Stewart). [<i>Zonites intertextus</i> , B. & B.]
<i>O. cellaria</i> , ⁹ <i>Müller.</i>	Sea-port towns, B. & B.; Hubbard; (Buffalo) Clinton.

⁷ Bland entertains doubts if the species referred to *inornata* by Binney, is identical with Say's species of that name.

⁸ This is Dr. Binney's "Helix ligera of Say." Say's original *ligera* is a Missouri shell. It does not appear in any public record that *ligera* has been properly identified or authenticated by reference to *original types*. Mr. Lea appears to have claims to this species, strongly sustained by the early traditions which refer the shell which Dr. Binney calls *intertexta* to *ligera*, Say.

⁹ *O. cellaria* has recently been detected at Buffalo by Mr. Wm. W. Stewart.

- O. nitida**, *Müller*. Aldrich (at Cherry Valley); Ingalls; Lewis; Robinson.
O. arborea, *Say*. Aldrich; Brown; Ingalls; Lewis; Robinson.
O. viridula, *Menke*. Ingalls; Lewis.
O. indentata, *Say*. Lewis. (Probably a *common* but *not abundant* species.)
O. minuscula, *Binney*. Brown; Lewis.
O. ferrea, *Morse*. Brown.
O. exiguus, *Stimpson*. Brown.

Subgenus **VENTRIDENS**, *W. G. Binney*.

- V. multidentata**, *Binney*. Aldrich; Brown.
V. suppressa, *Say*. Hubbard.

Family **PHILOMYCIDAE**.

TEBENNOPHORUS, *Binney*.

- T. Carolinensis**, *Bosc*. Lewis; Robinson.
T. dorsalis, *Binney*. Lewis.

Suborder LIMNOPHILA.

Family **AURICULIDAE**.

ALEXIA, *Leach*.

- A. myosotis**, *Drap*. Hubbard; B. & B., Marine coast.

CARYCHIUM, *Müller*.

- C. exiguum**, *Say*. Aldrich; Ingalls; Lewis. [Though not quoted by Robinson this species undoubtedly occurs in Western New York.]

Subfamily MELAMPINAE.

MELAMPUS, *Montf*.

- M. bidentatus**, *Say*. Hubbard; B. & B., Marine coast.

Family **LIMNAEIDAE.**

Subfamily LIMNAEINAE.

LIMNAEA, *Lamarck.*

L. stagnalis, *Linn.* Ingalls; Lewis; Robinson.

Subgenus **RADIX**, *Montf.*

R. ampla, *Mighels.* Aldrich.

R. columella, *Say.* Ingalls; Lewis.

Subgenus **BULIMNEA**, *Hald.*

B. megosoma, *Say.* Lake Champlain (Ingalls), [Adams' Vermont Shells.]

Subgenus **LIMNOPHYSA**, *Fitz.*

L. reflexa, *Say.* B. & B., Western New York.?

L. elodes,¹⁰ *Say.* Aldrich; Ingalls; Lewis; Hubbard.

L. desidiosa, *Say.* Aldrich; Ingalls; Lewis.

L. emarginata, *Say.* Owasco Lake (Lewis). Probably will be found in other lakes.

L. catascopium, *Say.* Ingalls; Lewis.

L. umbilicata,¹¹ *Adams.* Aldrich; Ingalls; Lewis.

L. pallida, *Adams.* Lake Champlain (Adams); Little Lakes (Lewis).

L. humilis, *Say.* Aldrich; Ingalls; Lewis.

Subgenus **ACELLA**, *Hald.*

A. gracilis, *Jay.* Aldrich (in letters); Ingalls; Lewis; Squaw Island, Niagara River (David F. Day).

A. galbana,? *Say.* (Fossil) Lewis. [In calcareous tufa.]

PHYSA, *Drap.*

P. Hildrethiana, *Lca.* Robinson.

P. ancillaria, *Say.* Aldrich; Ingalls; Owasco Lake (Lewis).

¹⁰ Say's name for this species is retained, because they who identify our shells with analogous European forms do not preserve the parallel by identifying *catascopium* with *pereger*, as should follow, as a natural sequence. The full discussion of this topic would require too much space at this time.

¹¹ Eastern collectors hesitate to place *umbilicata* in the synonymy of *L. caperata*, Say, which seems to be related to *umbilicata* as *reflexa* is to *elodes*.

- P. heterostropha**, *Say*. Aldrich; Ingalls; Lewis; Robinson.
P. Niagarensis, *Lea*. Niagara River (Lea).

BULINUS, *Adanson*.

- B. hypnorum**, *Linn*. Aldrich; Ingalls; Lewis; Robinson.

Subgenus **ISODORA**, *Ehrens*.

- I. integra**, *Hald*. W. G. Binney. The specimens quoted by W. G. B. are young of *P. heterostropha*.

PLANORBIS, *Guetard*.

- P. lentus**, *Say*. W. G. Binney, in "Land and Fresh Water Shells."

Subgenus **PLANORBELLA**, *Haldeman*.

- P. campanulatus**, *Say*. Aldrich; Ingalls; Lewis; Robinson.

Subgenus **HELISOMA**, *Swainson*.

- H. trivolvis**, *Say*. Aldrich; Ingalls; Lewis; Robinson.
H. bicarinatus, *Say*. Aldrich; Ingalls; Lewis; Robinson.

Subgenus **MENETUS**, *H. & A. Adams*.

- M. exacutus**, *Say*. Aldrich; Ingalls; Lewis.

Subgenus **GYRAULUS**, *Agassiz*.

- G. deflectus**, *Say*. Aldrich; Ingalls; Lewis; Robinson.
G. dilatatus, *Gould*. Ingalls.
G. albus, *Müller*. Lewis.
G. parvus, *Say*. Aldrich; Ingalls; Lewis; Robinson.

SEGMENTINA, *Fleming*.

Subgenus **PLANORBULA**, *Hald*.

- P. armigera**, *Say*. Aldrich; Ingalls; Lewis; Robinson.

Subfamily ANCYLINAE.

ANCYLUS, *Geoffroy*.

<i>A. fuscus</i> , <i>Adams</i> .	Lewis.
<i>A. tardus</i> , ¹² <i>Say</i> .	Lewis; Robinson? Aldrich?
<i>A. patallelus</i> , ¹² <i>Hald</i> .	Adams (Vermont); Lewis; Robinson?

GASTEROPODA PECTINIBRANCHIATA.

(OPERCULATA.)

Family VALVATIDAE.

VALVATA, *O. F. Müll*.

<i>V. tricarinata</i> , ¹³ <i>Say</i> .	Aldrich; Ingalls; Lewis; Robinson.
<i>V. sincera</i> , <i>Say</i> .	Ingalls; Lewis; Robinson.

Family VIVIPARIDAE.

VIVIPARA, *Lamarck*.

V. contectoides, *W. G. Binney*. Colonized from Illinois (Lewis).

Subgenus MELANTHO, *Bowditch*.

<i>M. decisus</i> , <i>Say</i> .	Aldrich; Ingalls; Lewis; Robinson.
<i>M. integer</i> , ¹⁴ <i>De Kay</i> .	Aldrich; Lewis; Robinson.
<i>M. rufus</i> , <i>Hald</i> .	Aldrich; Ingalls; Lewis. This species occurs at <i>Buffalo</i> , though not catalogued by Robinson.

¹² Two species *Ancylus*, not identified by Robinson, may prove to be *tardus* and *patallelus*. A species (not identified) noticed by Aldrich is quite likely to be *Say's tardus*, a species occurring in the Mohawk River in Central New York. Aldrich's specimens were taken from that river at Cohoes.

¹³ An elevated variety of this species, destitute of carinae, having the color and nearly the form of *V. virens*, Tryon, occurs in the "Little Lakes" in the southern part of the county of Herkimer! Tryon's species is from Clear Lake, California!

¹⁴ This is *De Kay's Pal. integra*, assuredly; but is it also *Say's*? There are reasons for believing our shells are simply a variety of *ponderosus*, *Say*.

Family **RISSOIDAE.****BYTHINELLA**, *Moq-Tand.*

- B. obtusa**, *Lea.* Lewis. This species may have been noticed by Robinson under a different name, clearly not tenable.

GILLIA, *Stimpson.*

- G. altilis**, *Lea.* Catalogued by Aldrich as *Somatogyrus integer*, Say.

SOMATOGYRUS, *Gill.*

- S. subglobosus**, *Say.* Lewis; Robinson. Usually called *S. isogonus*, Say.

AMNICOLA,¹⁵ *Gould and Haldeman.*

- A. porata**, *Say.* Cayuga Lake (Say).
A. pallida, *Hald.* Lake Champlain (Haldeman).
A. Cincinnatiensis, *Anth.* Lewis. Recorded by Robinson under another name?
A. orbiculata, *Lea.* Cayuga Lake (Lea).
A. lustrica, *Say.* Cayuga Lake (Say); Central New York (Lewis).
A. limosa, *Say.* Delaware River? Southern New York?

¹⁵The genus *Amnicola* seems to have been a source of much difficulty to the students of American Conchology, and is even yet apparently not well understood. Dr. Gould in his *Invertebrata of Massachusetts* (original edition) seems to have made a tolerable approach to the identification of Say's *porata*. Forms precisely like Massachusetts shells from localities producing shells studied by Dr. Gould, found in various lakes and streams in the State of New York, show that identical species in this genus are wide-spread. The occurrence of *two forms* in Cayuga Lake, both described and located by Say; and the simultaneous occurrence of two forms (meeting Say's text in all but the locality) in numerous small bodies of water within the State of New York, must be regarded as throwing very strong light on questions of identity. The only safe inference that can be drawn from the considerations above stated is, that *pallida* and *orbiculata* are probably varieties of *porata*. As regards *pallida* (referred to Lake Champlain), we find it *probably* associated with a shell which Adams in his "Vermont Shells" correctly identifies as Say's *lustrica*. If this probability should eventually prove to be certainty, it will afford abundant corroboration of all that is inferred from the *association and distribution* of species elsewhere. If, on the other hand, it should prove to be true that the shell Adams identified as *lustrica* was not really that species, we can then infer no less than that the shell he had before him was identical with the species now known as *Bythinella obtusa*, Lea.

Family **STREPOMATIDAE**, *Haldeman*.**STREPOMA**, *Raf.*Subgenus **TRYPANOSTOMA**, *Lea*.

- T. subnulare**, *Lea*. Aldrich?¹⁶ Lewis; Robinson.
T. pallidum, *Lea*. Niagara River (*Lea*).

Subgenus **GONIOBASIS**, *Lea*.

- G. livescens**, *Menke*. Niagara River (Robinson); Central New York (Lewis).
G. depygis, *Say*. Lake Champlain (Adams); [querie, *livescens*?]
G. haldemani, *Tryon*. St. Lawrence Riv. (Tryon); [querie, *livescens*?]
G. gemma, *De Kay*. Mud Creek, Onondaga Co.; [querie, *livescens*?]
G. virginica, *Gmelin*. Aldrich; Lewis; Robinson. Say mentions *virginica* as occurring in Niagara River. May he not have had before him one of the two species of *Trypanostoma* described by *Lea*?

Subgenus **ANCULOSA**, *Say*.

- A. carinata**, *Brug*. Homer, Cortland county (Dr. Green); Oneonta (Yager).

CONCHIFERA LAMELLIBRANCHIATA.

Family **CORBICULADAE**.**SPHAERIUM**, *Scopoli*.

- S. simile**, *Say*. Aldrich; Ingalls; Lewis; Robinson.
S. solidulum, *Prime*. Lewis.
S. striatinum, *Lam*. Aldrich; Ingalls; Lewis; Robinson.
S. rhomboideum, *Say*. Ingalls; Lewis; Robinson.

¹⁶ Aldrich seems to have been in doubt as to the identity of some of the species observed by him at Troy. His record embraces the following species:

"*Melania virginica*, *Gmelin*."

"*Melania elevata*, *Say*."

"*Melania subularis*? *Lea*."

It is reasonable to suppose that the species he called "*elevata*" may have been that which is tabulated here as *G. livescens*, *Menke*. The other two species are probably correctly surmised.

<i>S. fabale</i> , <i>Prime</i> .	Wayne Co. (Aldrich); Herkimer Co. (Lewis).
<i>S. occidentale</i> , <i>Prime</i> .	Brown; Ingalls; Lewis; W. W. Stewart.
<i>S. partumeium</i> , <i>Say</i> .	Hubbard; Ingalls; Robinson.
<i>S. transversum</i> , <i>Say</i> .	Lewis; Robinson.
<i>S. secure</i> , <i>Prime</i> .	Aldrich; Lewis.
<i>S. rosaceum</i> , ¹⁷ <i>Prime</i> .	Lewis. (Specimens named by Prime.)
<i>S. croceum</i> , ¹⁸ <i>Lewis</i> .	Herkimer and Otsego counties (Lewis).
<i>S. truncatum</i> , <i>Linsley</i> .	Robinson.

PISIDIUM, *Pfeiffer*.

<i>P. virginicum</i> , <i>Bourg</i> .	Aldrich; Ingalls; Lewis; Robinson.
<i>P. acquilaterale</i> , <i>Prime</i> .	Lewis.
<i>P. compressum</i> , <i>Prime</i> .	Aldrich; Ingalls; Lewis. (It occurs far West.)
<i>P. variabile</i> , <i>Prime</i> .	Ingalls; Lewis.
<i>P. Novi-Eboracense</i> , ¹⁹ <i>Prime</i> .	Ingalls; Lewis; Robinson.
<i>P. abditum</i> , <i>Hald</i> .	Aldrich; Ingalls; Lewis; Robinson.
<i>P. ferrugineum</i> , ²⁰ <i>Prime</i> .	Lewis.
<i>P. ventricosum</i> , ²¹ <i>Prime</i> .	Lewis.

Family UNIONIDAE.

MARGARON, *Lea*. [In "Synopsis," 1870.]

Subgenus UNIO, *Brug*.

<i>U. alatus</i> , <i>Say</i> .	Aldrich; Dewey; Jewett; Robinson.
<i>U. anodontoides</i> , <i>Lea</i> .	Robinson.
<i>U. Boydianus</i> , <i>Lea</i> .	"Observations, &c." Lea.
<i>U. cariosus</i> , <i>Say</i> .	Aldrich; Dewey; ²² Ingalls; Lewis; Skillton.

¹⁷ Mr. Prime refers this species to the Schuylkill River, Pa. Mr. Charles M. Wheatley, whose copper works are located on the bank of that stream, says he has not been able to find this species in the Schuylkill. It is such a species as one might expect would occur only in sluggish ditches or stagnant water, having habits in some respects like those of *partumeium*, of which species it may be only a variety.

¹⁸ Mr. Prime puts *croceum* in the synonymy of *secure*, from which species it differs in habit, occurring most abundantly anchored by a byssus in the interstices of angular gravel in the bed of a stream, while *secure* prefers stagnant water with a soft, muddy bottom. The soft parts of *croceum* are very yellow.

¹⁹ This seems to be a luxuriant development of *P. variabile*.

²⁰ *P. ferrugineum* seems to be a poorly developed or dwarfed form of *variabile*.

²¹ The specimens of *ventricosum*, found in Central New York, are smaller than those found in Massachusetts, and possibly larger than specimens from near Lake Superior, named *rotundatum*, Pr. Being also intermediate in form they forcibly suggest the identity of *rotundatum* with *ventricosum*.

²² Dewey refers *cariosus* to creeks near Buffalo. May not his reference involve *U. occidens*, Lea, instead of *cariosus*?

<i>U. coceineus</i> , <i>Lea.</i>	Robinson.
<i>U. complanatus</i> , <i>Solander.</i>	Aldrich; Dewey; Ingalls; Lewis; Skillton.
<i>U. elegans</i> , <i>Lea.</i>	Robinson.
<i>U. ellipsis</i> , <i>Lea.</i>	Robinson.
<i>U. gibbosus</i> , <i>Barnes.</i>	Lewis; Robinson.
<i>U. gracilis</i> , <i>Barnes.</i>	Dewey; Robinson. Said to occur in Lake Champlain.
<i>U. heterodon</i> , <i>Lea.</i>	Robinson.
<i>U. hippopaenus</i> , <i>Lea.</i>	Buffalo River (W. W. Stewart).
<i>U. iris</i> , <i>Lea.</i>	Dewey.
<i>U. ligamentinus</i> , <i>Lam.</i>	Robinson.
<i>U. luteolus</i> , <i>Lam.</i>	Dewey; Lewis; Robinson.
<i>U. multiradiatus</i> , <i>Lea.</i>	Robinson.
<i>U. nasutus</i> , <i>Say.</i>	Aldrich; Ingalls; Robinson.
<i>U. Novi-Eboraci</i> , <i>Lea.</i>	Dewey; Jewett (Lockport); Robinson.
<i>U. occidentis</i> , <i>Lea.</i>	Robinson.
<i>U. ochraceus</i> , <i>Say.</i>	Aldrich; Lewis; Skillton.
<i>U. parvus</i> , <i>Barnes.</i>	Robinson.
<i>U. phaseolus</i> , <i>Hild.</i>	Robinson.
<i>U. pressus</i> , <i>Lea.</i>	Aldrich; Ingalls; Lewis (Owasco Lake outlet); Robinson.
<i>U. pustulatus</i> , <i>Lea.</i>	Robinson.
<i>U. radiatus</i> , <i>Lam.</i>	Aldrich; Dewey; Ingalls; Jewett; Lewis; Skillton.
<i>U. rectus</i> , <i>Lam.</i>	Dewey; Ingalls (Lake Champlain); Robinson
<i>U. rosaceus</i> , <i>De Kay.</i>	Dewey; Jewett.
<i>U. rubiginosus</i> , <i>Lea.</i>	Dewey; Robinson.
<i>U. spatulatus</i> , <i>Lea.</i>	Robinson.
<i>U. Tappanianus</i> , <i>Lea.</i>	Aldrich; Lewis; Skillton.
<i>U. triangularis</i> , <i>Barnes.</i>	Robinson.
<i>U. trigonus</i> , <i>Lea.</i>	Robinson.
<i>U. undulatus</i> , <i>Barnes.</i>	Robinson.
<i>U. ventricosus</i> , <i>Barnes.</i>	Jewett (Lockport); Robinson. Said to occur in Lake Champlain.

Subgenus **MARGARITANA**, *Schum.*

<i>M. complanata</i> , <i>Barnes.</i>	Robinson.
<i>M. Hildrethiana</i> , <i>Lea.</i>	Buffalo River (W. W. Stewart).
<i>M. margaritifera</i> , <i>Lin.</i>	Reported orally. Localities not known.
<i>M. marginata</i> , <i>Say.</i>	Aldrich; Lewis; Robinson.
<i>M. rugosa</i> , <i>Barnes.</i>	Aldrich; Dewey; Jewett; Lewis; Robinson; Skillton.
<i>M. undulata</i> , <i>Say.</i>	Aldrich; Dewey; Lewis; Robinson; Skillton.

Subgenus **ANODONTA**, *Lam.*

A. Benedictii , <i>Lea.</i>	Dewey; Lea (Lake Champlain); Robinson.
A. edentula , <i>Say.</i>	Genesee River (Dewey).
? A. Ferussaciana , ²³ <i>Lea.</i>	Genesee River (Dewey).
A. Footiana , <i>Lea.</i>	Dewey; Robinson.
A. fluviatilis , <i>Dill.</i>	Lewis; Skillton.
A. fragilis , <i>Lam.</i>	Dewey.
A. imbecillis , <i>Say.</i>	Dewey; Lewis; Robinson.
A. implicata , <i>Say.</i>	Skillton.
A. lacustris , <i>Lea.</i>	Ingalls; Lewis.
A. Lewisii , <i>Lea.</i>	Dewey; Lewis; Robinson.
A. subcylindracea , <i>Lea.</i>	Dewey; Lewis; Robinson.
A. undulata , <i>Say.</i>	Ingalls; Lewis. Dewey quotes the species, erroneously, no doubt. It may not occur so far west.

²³This is probably an erroneous interpretation of a sexual variety of *A. subcylindracea*. *An. Ferussaciana* probably does not occur in this State.

IX. New Noctuae

BY AUG. R. GROTE.

[Read before this Society, August 7, 1874.]

Hadena confederata, Grote.

♂.—Allied to *H. rurea*, and similarly sized. Eyes naked, tibiae unarmed. Smoothly scaled, of a peculiar light olivaceous ash color with brownish black blotches on the fore wings. Collar light brown; the prothoracic pieces show a central curved dark line, above this they are blackish. The fore wings have indistinct lines; they are shaded or blotched with blackish at base, on the subbasal space superiorly, and beyond the geminate t. a. line about the indistinct claviform spot. The stigmata are concolorous with the ashen wing, moderate, upright, entirely undefined, determined by blackish shades between them and by the blackish costal edge. Beyond the reniform, a large blackish blotch obtains, irregularly triangulate, from the costal region downwards. It extends on costal region from above the reniform to the apices; reaching downwardly to vein 2, obliquely margined on its inner edge and outwardly conforming to the subterminal line, leaving the terminal space ashen but crossing this latter medially at the place of the usual w-mark. A terminal interrupted dotted line. Fringes ashen, outwardly dotted with a darker shade. Hind wings blackish fuscous, without markings, paler at base; fringes pale. Beneath pale, much shaded with fuscous, especially on fore wings; no distinct lines or discal points.

Expanse, 35 m. m. New Orleans (Mr. V. T. Chambers). Texas.

Taeniosea, n. g.

The moth is allied to the species of *Taeniocampa*. The head is somewhat closely applied to the thorax as in that genus. The frontal hairs form a large loose longer tuft; the squamation is loosely wooly. The eyes are naked, with lashes; maxillae moderate. Labial palpi long, equaling the front or slightly exceeding it, third joint proportionately long and more closely scaled. Antennae simple, scaled above, pubescent beneath with lateral setae which are merely longer in the male. Thorax with the collar distinctly lobed and with a slight frontal tuft, else untufted as is the abdomen. The abdomen has the ovipositor lengthily exerted. All the tibiae unarmed. The slight species offer a combination of structural characters, exposed above, which will exclude them from any of Lederer's genera. In ornamentation there is a certain resemblance to *Taeniocampa gothica*.

Taeniosea gentilis, Grote.

♂ ♀.—Mouse gray with a carneous tinge on the thorax, not unlike the color of *Taeniocampa alia*. The fore wings are tinged with carneous ochre on the median space and sometimes ♀ over the whole wing. The transverse lines

are geminate, black or blackish, interrupted or indistinct, the t. p. line not much exerted opposite the cell, followed by a double series of black nervular points. Subterminal line pale, preceded by interspaceal cuneiform dark shade marks. Terminal line black, interspaceal, interrupted, even. Fringes concolorous with the wing. Hind wings blackish fuscous in either sex, a little paler at the base, with the discal lunule of the under surface reflected. Fringes pale with dark interior line. Beneath ochery gray, irrorate, fore wings mostly fuscous shaded, with double lines and discal lunules.

Expanse, 26 to 27 m. m. St. Catharines, Ontario (from Geo. Norman, Esq., collected in July). I refer to this species specimens from New York and the Eastern States which have paler ochery fore wings and which in this respect appear intermediate between this and the following form.

Taeniosea perbellis, *Grote*.

♀.—Very different in color from the preceding, more distinctly marked and pale and brighter tinted. The size is perhaps a little larger, and the fore wings more produced at apices. The ground color is whitish ocher or ocher gray, shaded with blackish at base, over costal region and on subterminal space of the fore wings, leaving the terminal space and the median space before the median shade nearly free. Lines black, single or obsoletely geminate, the inner line being wanting to the scalloped and distinct t. a. line, and the outer very faint to the lunulate t. p. line. This latter is angulate above the reniform which it closely surrounds, shows a depression opposite the cell and is again slightly angulate on median vein. It appears to run nearer the reniform than in *T. gentilis*. The double veins of points beyond the t. p. line are not prominent but brought into relief by noticeable interrupting white dots. On the dark costal region of the sub-terminal space the three ante-apical pale dots are apparent. The preceding brown tinged cuneiform shades to the subterminal line are obvious, the line itself lost. The stigmata are pale, concolorous, the cell between them tinged with bright ferruginous and the distinct median shade is mostly of the same tint. The black terminal line is reduced to interspaceal points. The black terminal line is reduced to interspaceal points. The fringes are bright carneous, gay colored and contrasting. Hind wings a little paler than in *T. gentilis*, with a terminal black interrupted line perceivable and the fuscous color intruded upon by paler on the outer border before anal angle. Beneath much as in *T. gentilis*.

Expanse, 30 m. m.

Of this beautiful insect Mr. Norman has taken but a single specimen at St. Catharines. It seems to differ by the details of the ornamentation of the fore wings from the type of the genus with which it accords structurally. The fore wings are rougher looking, not so smooth and the ornamentation is very evident and distinct.

X. Notes on American Lepidoptera with Descriptions of Twenty-one New Species

BY AUG. R. GROTE.

[Read before this Society, Sept. 4, 1874.]

SPHINGES.

Hemaris palpalis Grote.

♀.—Antennae black. Head above pale sulphur yellow, palpi bright orange with the tips black. Tongue black. Breast and sides of the thorax, beneath the wings, pale sulphur yellow. Thorax above, covered with olivaceous or rusty yellowish hair, extending over the dorsum of abdomen. Abdomen black with the preanal segments tufted with light sulphur yellow at the sides; anal hairs black. Legs black. Wings pellucid with narrow blackish brown terminal borders, on the primaries even, inwardly a little irregular towards internal angle.

Length of fore wings, 20 m. m. A specimen with the ticket "Gilroy," collected by the late G. R. Crotch, in British Columbia, and contained in the Museum of Comparative Zoology at Cambridge. Allied to the Eastern *H. tenuis*, and differing from all the species by the discolorous labial palpi. No perceivable reddish apical stain.

NOTE.—To my previous paper on the species of *Hemaris*, I now add the following observations which have become necessary from the study of specimens kindly sent me, by Mr. Lintner, from Albany, a brood of *H. tenuis*, raised by Mr. O. Reinecke of Buffalo, and twelve specimens of the same species from Ohio and Missouri received from Dr. Hodge. I have communicated the larva of *H. tenuis* to Mr. Lintner, whose attention to this group has been rewarded with such satisfactory results, and he informs me that the specimen differs from that of *H. diffinis*, described by himself, in the more distinct and well defined ventral stripe. The general color of the larva of *tenuis* is green, but a few brown specimens were found. The observation

was not entirely completed, but it is believed that this difference in color is not sexual. On comparison of the specimens the evenness on the one hand, or interspaceal scalloping on the other, of the inner margin of the terminal band of the primaries will separate constantly *tenuis* from *diffinis*, of which I have examined both sexes. I find that the width of the band is a sexual feature, it being narrower in the males of both species, and that it is also probably a comparative feature to distinguish the species, it being narrower in *tenuis* compared with the same sex of *diffinis*. The other characters indicated by me do not always hold good and are subservient to the characters above given, and which I have primarily insisted upon in separating these species. Of these there is first the absence of the red stain on the primaries at apices. In 9 ♂ specimens of *tenuis* communicated by Mr. Lintner, the stain is sometimes as prominent as in *diffinis*, in bred specimens it is faint, and in Western specimens it appears to be occasionally absent. As to the size again, some of Mr. Lintner's specimens are hardly smaller than *diffinis*, while there is a variation among them in this respect, and some Western and bred specimens are as small as my types. Mr. Lintner suggests that the apical stain becomes brighter by the abrasion of possibly darker surface scales. Mr. Lintner writes: "The red becomes more apparent with the partial denudation of the wing, it is scarcely apparent in bred specimens and quite conspicuous in some beaten ones occasionally extending half way along the margin at the cutting of the nervules." There seems also to be a variation in the extension of the sericeous paler vestiture of the thorax over the basal black segments dorsally, perhaps sometimes due to the condition of the specimen. All the species of this group have a thin covering of scales on the pellucid fields of the wings on the escape from the pupa. Rarely specimens are captured which show traces of these scales. This statement has been previously made by us of *Haemorrhagia Buffaloensis* (Ann. N. Y. Lyc. N. H.) and more generally of the entire group by Mr. Lintner in his valuable Reports. I am indebted to Mr. Lintner for an opportunity of comparing a specimen of Mr. Strecker's *Macroglossa fumosa*. I regard it as an example of *H. tenuis* in which these frail scales are adherent. The three specimens on which Mr. Strecker based his determination were bred by Mr. O. Méske from pupae received from Racine, Wisconsin. The ♂ differs in no wise from

tenuis except that there is a slightly increased breadth to the terminal border at the apices than in other examples of ♂ *tenuis*, a character which has been overstated by Mr. Strecker at $\frac{3}{16}$ in. Mr. Lintner measures ♂ *fumosa* at $\frac{1}{2}$ in., ♀ at $\frac{1}{16}$. It is thus barely possible that a species is to be separated from *H. tenuis* in which the marginal bands (♂ ♀) of the fore wings are slightly broader, but without other distinguishing features.

Taking into consideration, however, the misapprehension of specific character in this group displayed by Mr. Strecker in his description we should not be warranted in considering *fumosa* as distinct specifically from *tenuis*. The three Northern species, from the Atlantic District, may be separated as follows:

Terminal band of primaries even on its inner edge **tenuis.**
 interspaceally roundedly exerted on its inner edge. **diffinis.**
 interspaceally dentate on its inner edge. **marginalis.**

My specimen of *H. marginalis* figured by me Plate 1, fig. 10 of Vol. 1 of the Bulletin, is, I find, a male, and not a female, as I seem to have erroneously considered it. A second male has been received from Ohio; no female is known to me, unless a specimen in Mr. Strecker's possession is that sex.* Of *axillaris* I have two ♀ specimens from Texas. In these the band is very broad, the dentations prominent; the anal tuft is entirely black. A male received from Nebraska (Mr. Dodge) might be considered as belonging to this species, though the anal tuft is yellow medially. The band is a little narrower than in the female but broader than in the ♂ *marginalis*. The discovery of both sexes of *marginalis* and a comparison of a series of specimens is needed to clearly show the distinctions between the two latter forms which seem to differ principally by the greatest width of the band and robustness of the body, together with the greater length of the dentations in *axillaris*, in which the color of the wings appears to be a more reddish brown.

Lepisesia Victoria Grote.

♀.—Antennae slender and rather long, notably swollen at the tips, with terminal spinule, blackish above, reddish beneath. Thorax above rusty or olivaceous yellowish; beneath, with the legs, whitish and olivaceous. Abdomen

* Since the reading of this paper I have received a ♀ *marginalis* from Mr. J. W. Byrkit of Indianapolis.

blackish mixed with whitish and olivaceous hairs. Fore wings at base pale, like the thorax; median space deep olivaceous, defined at the sides and narrowing to internal margin and showing a black discal streak. Beyond, the wing is as at base, enclosing a narrow subterminal olivaceous band spreading on the costal region over the apex. Hind wings bright deep yellow, deepening in color to the anal angle, with a distinct defined black marginal band, tolerably even, the fringes tipped with white hairs.

Length of fore wing, 18 m. m.

A specimen collected by the late G. R. Crotch in British Columbia, and contained in the collection of the Museum of Comparative Zoology, Cambridge.

Philampelus (Dupo) mirificatus Grote.

♂.—Intense olive green. Tegulae with clear white edging. Abdominal segments neatly edged with white and with a dorsal white shade line. Fore wings concolorous olive green, with the veins more or less completely marked with white. An inner distinct oblique transverse band composed of two distinct white lines; a discal white mark containing the usual dot on the cross-vein. An exterior rounded white transverse band composed of two white lines, the inner a little diffuse. A white shade runs inwardly from the apex to cell 6 where it joins the outer component line of the external transverse band; it appears issuing from the band again on cell 3 and runs thence outwardly to internal angle. An incomplete terminal white shading along the external margin and the fringes are partly whitish. Hind wings olivaceous with white fringes. There is a blackish discal shade spot. A treble subterminal series of blackish interspaceal shade marks converging superiorly and widening inferiorly; the inner series terminating in a large spot before the rose colored patch along internal margin; the outer two series becoming obsolete inferiorly, replaced by two whitish shade lines, which faintly separate the series of black marks. This subterminal series of black marks is well removed from the external margin leaving an intense olive green terminal space which narrows to anal angle and is very much broader than usual superiorly. Beneath dull red with a common exterior transverse darker line slightly accentuated on the veins. On the fore wings an oblique line from the apices joins this darker line and again appears faintly inferiorly, repeating the course of the white marks of the upper surface at this place. Abdomen beneath and thoracic squamation roseate. Fore tibiae and tarsi white outwardly. Orbits of the eyes white.

Length of primary, 50 m. m. *Habitat*, Cuba (Chas. Wright), in Museum of Comparative Zoology.

Allied to *P. posticatus*, *P. Linnei* and *P. strenuus*, from all differing by the white linear bands on the fore wings and their apical white line, and by the distinctly white banded abdomen and tegulae.

While nearest to *P. posticatus* (Proc. Ent. Soc. Phil., Vol. 5, Pl. 3, fig. 4) in the appearance of the hind wings, it is most dissimilar in the markings of the primaries which are more like those of *P. Linnei* (Proc. Ent. Soc. Phil., Vol. 5, Pl. 3, fig. 3) in the evenness of the ground color.

In my last list of the Sphingidae of Cuba (Trans. Am. Ent. Soc., Vol. 3, p. 183, Oct., 1870), I enumerated fifty-two species from the Island. To this number we must add the present species apparently unknown to Prof. Poey and Dr. Gundlach.

I notice also in Dr. Packard's "Record" for 1871, the description of "*Choerocampa curvatus*" by L. W. Schaufuss from Cuba. I have not been able to see Mr. Schaufuss' publication. If no synonym has been made the number of species of Sphingidae described from Cuba must be now fifty-four.

Ceratonia Hageni Grote.

♂ ♀.—Gray and olivaceous, the latter of a variably intense hue, sometimes nearly blackish, and obtaining principally at base terminally and exteriorly between the double dentate black transverse lines which cross the wing somewhat as in *Daremma undulosa*. On the whitish discal blotch is a small ringed white spot and a smaller dot is placed above this and obliquely outwardly at the origin of vein 6. A white apical shade limited inferiorly by an oblique black zigzag streak. As in *C. amyntor* there are black dashes on the interspaces running obliquely inwardly, but these are less prominent and diffuse than in Hübner's species. Fringes olivaceous, narrowly interrupted centrally with white. Hind wings blackish with double faint transverse shade lines and with the external margin olivaceous. A fine terminal dark line, fringes as on the fore wings. Beneath fuscous gray, with double transverse exterior common dentate line, and, on primaries, the apical streak repeated. Tegulae olivaceous; disc gray. Abdomen dorsally olivaceous, laterally gray, with a dorsal black line; two lateral stripes and a stigmatal line on each side. Head above and collar olivaceous, the latter with two black lines and the tegulae are lined. Sides of the thorax and collar whitish. Antennae white outwardly.

Expanse, 102 m. m. *Habitat*, Texas (Boll, No. 14), in Museum Comparative Zoology.

I am honored in dedicating this very distinct species to Dr. Hermann A. Hagen of the Museum of Comparative Zoology, Cambridge, Mass.

NOTE.—In my last catalogue of the North American Sphingidae I enumerated sixty-nine species as found within our territory. As I then remarked, it is almost certain that the *Ellema Harrisii* of Dr.

Clemens is synonymous with *Lapara bombycoides* of the British Museum Lists, diminishing the number of species by one, and leaving us sixty-eight. To this number must be added three species from the West Coast subsequently described by Mr. Hy. Edwards in the Proceedings of the California Academy of Science, Vol. 5, pp. 109-111. This would make the number seventy-one. I find in the collection of the Museum of Comparative Zoology, specimens of *Pachylia ficus* and *Amphonyx Antaeus*, collected by Prof. Alex. Agassiz at Key West, Florida, and which were not formerly noticed from our territory. These added give us seventy-three species, including *Pachylia lyncea Clem.* now rendered somewhat doubtful by the occurrence of *P. ficus* in Florida. I exclude from our list of species with certainty the *Smerinthus pallens* of Mr. Strecker as a synonym of Abbot and Smith's *juglandis*, while the *Sphinx eremitoides** of the same author is most probably a redescription of the *Sphinx lugens* of Mr. Walker. With the three new species above described we shall then have seventy-six species in all, recorded from America north of Mexico and the West India Islands.

BOMBYCES.

NOTE.—Writing in April, 1863, I referred the genus *Crocota* to the *Arctiidae*, where I believe it must remain, since it is excluded from the Lithosians by the presence of simple eyes. Afterwards Dr. Packard refers the genus to the latter group and this course is followed by Mr. Robinson and myself in our "List" of 1868. I am indebted to Mr. Wm. Saunders for an opportunity of examining his type of *Arctia bimaculata*, Can. Ent. 2, pp. 4-6, 1869, where also the larva is described. It is a female specimen of *Crocota quinaria Grote*, with one of the usual pale spots on the inferior portion of the fore wings much developed. Traces of the others, obsoletely pupillated, are, however, observable. This is a stouter species than *C. brevicornis*. We seem to have two variable species of which the synonymy is difficult. A variety of the *C. brevicornis* of Walker

* The date "May, 1874," to this publication of Mr. Strecker's must be a fictitious one, since I am credibly informed that some of the material described therein was not supplied to him until June of this year. The copies to which I have had access were not received until August.

may be figured by Hübner as *C. rubicundaria*; an immaculate form answering to Walker's var. γ . The other wider winged form appears to be Hübner's *aurantiaca* and with this *ferruginosa* of Walker may be synonymous. I have already described the variations of *C. opella* (Proc. Ent. Soc. Phil. Vol. 6, pp. 313-314), which is much the stoutest species and think that this and *C. quinaria* are now readily distinguishable. *C. opella* has been recently taken in Chautauqua Co., N. Y., and must be added to our lists of New York Bombycidae.

The following is a preliminary List of our Lithosians:

BOMBYCES *Linn.*; Borkh., 1790; Hübner (Tentamen).

{ Bombycites and Noctuo-Bombycites *Latr.*, 1810. }
 { Phalacnae *Hübner*, 1816. }

LITHOSIAE *Hübner* (1816).

[Lithosiidae *Stephens*, 1829.]

HYPOPREPPIA *Hübner* (1825).

Type: *Hypoprepia fucosa* *Hübner*.

fucosa *Hübner*, *Zutr.*, 3 Hund., S. 21, No. 236, fig. 471, 472; *Atolmis tricolor* *Fitch*, 3d Rep. p. 168, No. 213.

VAR. **MINIATA** (*Kirby*), *Faun. Am. Bor.*, 4, p. 305, No. 193 (*Lithosia*); *G. & R. List Lep. N. Am.*, 1, p. 7 (*Hypoprepia*); *Gnophria vittata* *Harris*, *Rep. His. Inj. Veg.*, 3d Ed., p. 342. (Canada to Southern States.)

CISTHENE *Walker* (1854).

Type: *Cisthene subjecta* *Walk.*

subjecta *Walk.*, *C. B. M. Lep.*, 1, p. 634; *Hypoprepia Paekardii* *Grote*, *Proc. Ent. Soc. Phil.* 2, p. 31, Pl. 2, fig. 5.

VAR. **UNIFASCIA** *G. & R.*, *Tr. Am. Ent. Soc.*, 2, p. 187, Pl. 2, fig. 63. (Eastern States to Texas.)

BYSSOPHAGA *Bchr* (1872).

Type: *Lithosia nexa* *Boisd.*

nexa (*Boisd.*), *Ann. Soc. Ent. Belg.*, 12, p. 74; *Cisthene grisea* *Pack.*, *App. 4th Ann. Rep. Peab. Acad. Sci.* p. 84; *Stretch*, *Zyg. Bomb. N. A.*, 1, p. 49, (*Cisthene*) Pl. 2, fig. 11. (California.)

faustiuula (*Boisd.*), *Ann. Soc. Ent. Belg.*, 12, p. 73 (*Lithosia*); *Stretch*, *Zyg. Bomb. N. A.*, 1, p. 48 (*Cisthene*) Pl. 2, fig. 10.

VAR. **FUSCA** (*Stretch*), *Zyg. Bomb. N. A.*, 1, p. 49. (California.)

EUSTIXIS *Hübner* (1825).Type: *Eustixis pupula* *Hübner*.

- pupula** *Hübner*, *Zutr.*, 3 Hund., S. 24, No. 245, fig. 489, 490; *Eust. lacta* Geyer, *Einl.* 4 Hund.; *Micza igninix* Walk., *C. B. M.*, 1, 527; *Eustixis pupula* G. & R. *List Lep. N. Am.* p. 7; *Enaemia crassivenella* Zell. *Verh. z.-b. Gesell.*, S. 563, Tab. 3, fig. 27. (Southern States.)
- subfervens** (*Walk.*), *C. B. M.* 1, 528 (*Micza*); *Eustixis subfervens* G. & R., *List Lep. N. Am.* p. 7; Stretch, *Zyg. Bomb.* p. 168, Pl. 7, fig. 17; *Enaemia psammitis* Zell. *Verh. z.-b. Gesell.*, S. 562, Tab. 3, fig. 26. (Southern States.)

***LITHOSIA** *Fabr.* (1798).Type: *Noctua complana* *Linn.*

- bicolor** *Grote*, *Proc. Ent. Soc., Phil.*, 3, p. 74; *Lithosia argillacca* Pack., *Proc. Ent. Soc. Phil.* 3, p. 98; Stretch, *Zyg. Bomb. N. A.*, p. 170, Pl. 7, fig. 13. (Athabasca River; Eastern States.)
- cephalica** G. & R., *Trans. Am. Ent. Soc.*, 3, p. 176; Stretch, *Zyg. Bomb. N. A.*, 1, p. 171, Pl. 7, fig. 14. (Texas.)
- casta** *Sanborn*, *Pack. Guide*, p. 385, fig. 24; Stretch *Zyg. Bomb. N. A.*, 1, p. 171, Pl. 7, fig. 15. (New Hampshire, New York.)
- candida** *Hy. Edw.*, *Proc. Acad. Sci. Cal.*, Vol. 5, p. 185. (Vancouver's Island.)

CRAMBIDIA *Packard* (1864).Type: *Crambidia pallida* *Pack.*

- pallida** *Pack.*, *Proc. Ent. Soc. Phil.*, 1864, p. 99; Stretch, *Zyg. Bomb.* p. 165, Pl. 7, fig. 16. (Eastern and Middle States.)

CLEMENSIA *Packard* (1864).Type: *Clemensia albata* *Pack.*

- albata** *Pack.*, *Proc. Ent. Soc. Phil.*, 1864, p. 117; Stretch, *Zyg. Bomb.*, p. 51, Pl. 2, fig. 13. (New York, Eastern States.)
- umbrata** *Pack.*, *Ann. Rep. Peab. Acad. Sci.*, 1872, p. 85; Stretch, *Zyg. Bomb.*, p. 167, Pl. 7, fig. 18. (California.)
- irrorata** *Hy. Edw.*, *Proc. Acad. Sci. Cal.* Vol. 5, p. 185. (Vancouver's Island.)

ROESELIA *Hübner* (1816).Type: *Tinea cucullatella* *Linn.*

- nigrofasciata** (*Zell.*), *Verh. z.-b. Gesell.*, S. 454 (*Nola*), Tab. 2, fig. 1. (Mass.)
- minuscula** (*Zell.*), *Verh. z.-b. Gesell.*, S. 455 (*Nola*). (Texas.)
- melanopa** (*Zell.*), *Verh. z.-b. Gesell.*, S. 458 (*Nola*), Tab. 2, fig. 2. (Texas.)

EUPHANESEA Packard (1864).

Type: *Nudaria mendica* Walk.

mendica (Walk.), Cat. Lep. B. M. 2, p. 576; *Eudule biscripta* H.-S., Exot. S. 19, fig. 441; *Euphaneesa mendica* Pack., Proc. Ent. Soc. Phil., 1864, p. 102; Rob., Ann., N. Y. Lyc., Vol. 9, Pl. 1, fig. 1; Stretch, Zyg. Bomb., p. 53, Pl. 2, fig. 9. (Canada to Middle States.)

Dryocampa rubiennda (Fabr.) var. *alba* Grote.

I have received this singular variety from Professor Townsend Glover of the Agricultural Department. Both sexes are entirely of a creamy white, the wings and body having lost all yellow and rosy tintings. The feet remain pink and the costae beneath at base are sometimes faintly suffused. The specimens received were from Kansas, and a study of the geographical limits of this distinct form would prove interesting. Prof. Glover has figured this form on his unpublished plates of Lepidoptera.

NOCTUAE.

Aeronyeta subochrea Grote.

♀.—A species allied to *A. Verrillii* and *A. brumosa*, larger and recognisable by the dark fuscous hind wings strongly tinged with subocherous from the base outwardly. Fore wings dark blue gray, much shaded with blackish Reniform and orbicular large, incompletely ringed with deep black. The transverse lines are much as in *Verrillii*; beyond the t. p. line the black shading suffuses the wing above internal angle; the narrow black terminal space appearing as wedge shaped marks between the teeth of the pale s. t. line superiorly. The median space shows a black streak before the distinct median shade on cell 2. The fringes are subdentate, pale tipped, with an interior dark hair line. On the hind wings they are whitish with an interior line. Beneath dusty ochery tinted, the primaries largely fuscous with the costa pale, dotted with blackish and traces of three outer transverse blackish shade lines. Hind wings with a deeply scalloped median line, a discal lunule and terminal fuscous shading. Head and thorax like fore wings; palpi rather long, and slender whitish at base, second joint black, terminal joint gray.

Expanse, 37 m. m. St. Catherines (Geo. Norman, Esq.); New York (Coll. B. S. N. S.).

Acronyeta quadrata Grote.

♀.—A large species, allied to the typical forms of the genus, with distinct ornamentation. Fore wings whitish gray with a distinct deep black longitudinal basal streak extending to the geminate, nearly even, suboblique t. a. line. Median shade noticeable from its position being nearer to the t. a. line on internal margin than to the t. p. line. Ordinary spots vaguely outlined, apparently large, with a distinct block of black scales between them on the cell. The median space is wide. The t. p. line is nearly erect and even, slightly outwardly exerted superiorly. A distinct black dash above internal angle from the t. p. line, crossing the subterminal. Subterminal space darker than the rest of the wing. A short black dash on the s. t. line opposite the cell. An even blackish terminal line. Hind wings pale, with fuscous terminal shading, without discal marks and on both wings beneath the usual markings are faint. Head and thorax pale gray; tegulae at the sides lined with blackish and the sides of the thorax in front of the wings streaked with black.

Expanse, 40 m. m. *Habitat*, Kansas (Sept., from Prof. C. V. Riley).

NOTE.—On page eighty of the first Volume of the Bulletin I have shown that Guenée describes the *Apatela americana* of Harris as *Acronyeta hastulifera* (*Abb. & Sm.*). On the other hand Harris identifies his species as the *aceris* of Abbot and Smith from the similarity of the larvae. Prof. Riley has called my attention to his description of the larva of Harris' *americana*, which accords with Harris and also with Abbot's figure of the larva of the species he calls *aceris*. I find that Guenée has transposed, in his descriptions, Abbot's larvae, perhaps unintentionally, but perhaps also correctly, and since the figure of the imago of *hastulifera* strongly resembles *americana*, while the figure of the larva of *aceris* fairly represents the larva of *americana*, these may be correctly associated under the name *hastulifera*. It must be, however, doubtful, and I think we might even prefer Harris' name with the following synonymy so far as Guenée and Abbot and Smith are concerned.

Acronyeta americana (Harris).

Phalaena aceris Abb. & Sm., Pl. 93, *larva*.

Acronyeta hastulifera Guen., Noct. 1, p. 47 (*imago* and *larva*).

? *Phalaena hastulifera* Abb. & Sm. Pl. 92 (*imago*).

Acronyeta acericola. —

Phalaena aceris Abb. & Sm., Pl. 93 (*imago*).

Acronyeta acericola Guen., Noct. 1, p. 48 (*imago*).

Phalaena hastulifera Abb. & Sm. Pl. 92, *larva* teste Guenée.

Dr. Morris' reference, to which Prof. Riley objects, has its origin in the fact that both Harris and Guenée identify Abbot's *aceris* under different names. *Acericola* (*aceris imago*), is unidentified by actual specimens.

Agrotis gravis Grote.

♂ ♀.—All the tibiae spinose. Nearest to *A. volubilis* and the European *A. valligera*, a little smaller than either of these. Male antennae bristled, with the joints laterally acuminate. Fore wings dull gray brown with darker costal region; the female is more purely brown. A dark basal dash extended beyond the t. a. line as the dark margined prominent acuminate claviform, less elongated than in *volubilis*, and very much less prominent than in *valligera*. Orbicular small, dark, light ringed, in the male with an edging of whitish scales which also partially edge the dark upright moderate reniform. T. p. line faint and narrow, regularly scalloped interspaceally. Subterminally, in the male, opposite the cell are a series of interspaceal cuneiform marks followed by whitish points, somewhat as in *valligera*; these are not noticeable in the female, in which the s. t. line is indicated by a dark shade followed by the paler tinting of the subterminal space. Hind wings dark fuscous, a very little paler in the male and reflecting from the under surface the discal lunule. Beneath fuscous, with indistinct transverse line. Tegulae more or less hoary and contrasting; collar with a distinct black median line, margined above with whitish, more distinctly in the male. The contrast in general tone of the sexes is obvious, the male being more blackish gray, with a faint olivaceous tinting, the female brown. In *A. volubilis* the ♀ is the darker and here the reverse seems to be the case. The median shade is well marked in one female specimen and the color of the cell between the spots is here obviously deepened. The fringes on the ♀ hind wings are testaceous with an interior line. In the single male specimen I have they are defective. Four ♀ one ♂ specimen from Mendocino, and numbered 83/84 and 131/132 by Mr. Behrens.

Expanse, 34 m. m.

A single male specimen differs by the almost wholly blackish primaries, the brown black, not hoary thorax, else the markings are those of the species and are well brought out on the primaries.

NOTE.—By a typographical error the reference to *Agrotis fennica*, on page 10 of my list, has been dropped to the following line. The two species should be cited as follows:

**fennica* *Twisch.*, H.-S., 348, figs. 146, 147; Guen. Noct. 1, p. 270 (California, *Behrens* No. 13).

**lycarum* *Ev.*, H.-S., 333, figs. 123, 124 (California, *Edwards*, No. 1392 and *Behrens* No. 31).

This latter determination is doubtful as yet; the Californian species strongly resembles *A. Cochranii* from the Eastern slope but seems stouter and looks like Herrich-Schaeffer's figures above cited.

Mamestra distincta.

Hadena distincta (Hüb.) Grote, List. N. Am. Noct. p. 15.

At the time I prepared the List I had no specimens of this species for examination. I owe a specimen to the kindness of Dr. Hagen, taken in Texas, and which enables me to correct my former generic reference.

Mamestra vicina Grote.

A species of medium size; with hairy eyes and unarmed tibiae, apparently related to *M. claviplena*. The costa is a little depressed and the apices produced. The color is blackish gray, not blackish brown as in its ally. The narrow, basal, longitudinal black streak is evident. Basal half line widely geminate. The median lines are approximate inferiorly below the median vein, narrowing the median space and, on the submedian interspace, the large black outlined and shaded claviform spot attains the t. p. line. The ordinary spots are relatively large, pale, whitish, very faintly warm tinted, the orbicular rounded ovate, proportionally large, the reniform inwardly distinctly black margined, but slightly outwardly constricted and here more vaguely defined. The t. p. line is scalloped interspaceally, apparently geminate with included whitish gray shade, but the outer component line is lost. The subterminal line is narrow, whitish gray, not very distinct, irregular, forming no W mark, preceded and succeeded above internal angle by a distinct black dash on the submedian interspace. An even continued blackish terminal shade; the veins terminally marked with blackish; the fringes narrowly pale opposite the extremity of the veins. Hind wings pale fuscous with soiled veins; fringes whitish with an internal line. Body parts concolorous; abdomen tufted on the dorsum, especially centrally; ovipositor not exerted.

Expanse, 18 m. m. St. Catherines (Geo. Norman, Esq.), Massachusetts (Mr. H. K. Morrison).

Hadena castanea Grote.

♂ ♀.—Allied to the European *Hadena rubrivena*, compared with a specimen of which and Herrich-Schaeffer's fig. 57, our Californian species seems a wider winged and heavier insect, less brightly marked and with a dark streak along the submedian fold on the median space wanting in the European species. Fore wings dark brown; blackish along the terminal space. The ordinary lines are black, obsolete-geminate, much as in the European form. Ordinary spots large, concolorous, the claviform outlined, the reniform very large and with a more or less decided yellow stain resolved into Gortyna-like spots outwardly. A black shade along the submedian fold on the median space. Sub-

terminal line pale, of the usual irregular shape, preceded opposite the cell by cuneiform brown marks; fringes concolorous. Hind wings fuscous in both sexes with paler fringes and paler at the base with an indistinct median line. Thorax and abdomen strongly tufted; the former concolorous with primaries, the tegulae blackish. Underneath paler, the hind wings with a distinct discal mark.

Expanse, 46 to 55 m. m. California (Mr. Behrens, three specimens with the numbers 10 and 20 on red labels).

Hadena albina Grote.

♀.—Two specimens of a species closely allied to *H. castanea*, similarly sized and differing as follows: The ground color of the wing is paler, somewhat ochereous and this tint obtains especially on the subterminal space. The orbicular is larger and open to costa; the reniform is washed with pure white centrally and the claviform is larger. The terminal space is marked with the paler tint on each side of the veins, interrupting vividly the fringes. The disc of the thorax and the tufts are also quite pale; the hind wings are paler and more yellowish with the median line more distinct. Beneath paler, with a more reddish tint and with the discal spot less evident than in *H. castanea*. The tufts on the abdomen are equally prominent with those of *H. castanea*, and the color has the reddish staining of its ally.

Expanse, 46 m. m. *Habitat*, California (Mr. Behrens, No. 78, Sauzalito, May 15).

Hadena curvata Grote.

♂ ♀.—Two thirds the size of the preceding species, but allied by the strongly tufted thorax and abdomen. The usual depression of the external margin of the hind wings opposite the cell is here exaggerated, and forms a strong specific character to judge by its perfect uniformity in the four specimens before me. Blackish wood brown, very dark. Basal and t. a. lines distinct, black, geminate with included pale shade; t. a. line a little jagged superiorly, arcuate in its general course. Extra basal space shaded with deep black. Orbicular concolorous, black ringed, moderate. Reniform usually concolorous, sometimes shaded with ochery brown which always stains the approximate t. p. line opposite the spot, and this stain may be mistaken for the reniform itself. Subterminal line with the usual indentations, well removed from the margin, pale. Veins marked with deep black terminally and more or less distinctly. A terminal pale line before an even dark one at the base of the dark obsoletely pale dotted fringes. Hind wings blackish fuscous, silky, paler at base with pale, somewhat ruddy interlined fringes and a faint transverse line. Beneath pale with a purple or ruddy hue, coarsely irrorate with black and with a common line and black discal spots. Beneath body and legs like the wings; a stigmal black abdominal line. Above head and thorax like primaries, touched with brown and with obsolete black lines on the tegulae and collar.

Expanse, 30 to 35 m. m. Mendocino, California, Mr. Behrens. Specimens are numbered 70, 99, 105.

Amolita n. g.

♀.—An exceedingly frail and weak form, with squarer primaries than *Senta*, and with the body squamation entirely mealy and scaly. Ocelli. Head small and narrow. Eyes naked, without lashes. Maxillae weak. Legs unarmed. Antennae (♀) simple, scaled above, with two fine bristles on each joint. Labial palpi with very short terminal joint, hence shorter than in *Senta*. No clypeal protuberance. Fore wings broad, tortriciform in shape, with straight oblique external margin and defined internal angle, 12 veins, 9 out of 8, a short furcation; an accessory cell from the outer end of which 7, 8 and 10. Abdomen not flattened; ovipositor not visible.

Amolita fessa Grote.

♀.—Fore wings very pale straw color with concolorous fringes, the veins not marked and without other ornamentation than two diffuse dull reddish shades, the first of which runs from the base of the wing over the median nervure and ascends beyond the cell to apices; the second runs obliquely from about the middle of internal margin to below the apices on external margin, its origin not well defined. A reddish dot in the place of the reniform. Hind wings whitish without markings; beneath whitish, immaculate. Body parts pale, concolorous.

Expanse, 30 m. m.; *breadth of primary*, 6 m. m.

A specimen from New York with the number 526, received from Mr. E. L. Graef. The genus may be entered on the "List," between *Doryodes* and *Senta*, on page 20.

Heliophila adjuta Grote.

♂.—Closely allied to *H. phragmitidicola*; the fore wings are purely obscure straw color, like those of *H. pallens*, without rosy tints. No traces of the lines; a black dot on the cell in the place of the reniform. A darker shading below the median vein, vaguely ascending beyond to external margin below the apices. T. p. line indicated by an obsolete series of black dots of which only two or three, wide apart, are perceptible. Collar distinctly double lined. Hind wings pale straw color with soiled veins and a tolerably broad fuscous terminal band, entirely wanting in this sex of *H. phragmitidicola*. Beneath, on the costa, is a distinct black dot and a succession of marks on the veins shows the transverse line. In the strongest marked specimens of its ally the line is only indicated by a faint shaded dot on costa and usually this is entirely wanting. A series of terminal black points on both wings beneath. Collar with double lines; body more yellowish than in its ally with a fuscous shading on the abdomen dorsally.

Expanse, 35 m. m. *Habitat*, Alabama (*Grote*).

This form can be separated from *H. phragmitidicola*, by the character of the hind wings and by the general richer more yellow coloring. The type is in the collection of this Society.

Heliophila adonea Grote.

♂.—Intermediate in general characters between *H. phragmitidicola* and *H. commoides*, the hind wings rather resembling the former, the front pair the latter species. The fore wings are shaded longitudinally with reddish, the costal region to the black dotted t. p. line and beyond on the veins being differentiated by its grayish color. Median nervure accompanied by a deeper reddish shade and marked with whitish. A white dot at the extremity of the nervure. The usual black dot at the place of the reniform is not perceptible in any of my four fresh specimens. Veins accented by paler scales. A darker irregular shading over the terminal space. A very narrow medial black longitudinal basal streak, and a very slight one on internal margin near the base. Fringes dark reddish, obsolete cut with pale hairs at the extremity of the veins. Hind wings whitish with soiled veins and shaded fuscous borders and the fringes lightly stained with reddish. Beneath reddish, irrorate; on the fore wings the transverse line indicated on costa; hind wings pale except along costal region. Collar with double lines. Body parts reddish gray, abdomen paler.

Expanse, 34 m. m. Ithaca, N. Y., coll. Smith.

This species wants the determinate black streaks on the primaries of *H. commoides*, is a slighter and more ruddy species and may be distinguished from *H. phragmitidicola* by the characters of the darker male secondaries.

Aniela n. g.

Form of *Laphygma frugiperda* and with the compressed vestiture of *Caradrina*. So also with a resemblance to *Prodenia*, but separable from each by the fact that all the tibiae are spinose. This character brings the moth near to *Agrotis*, but the smooth and flattened, untufted thoracic squamae offer a distinguishing feature. The femora and tibiae show some looser fringing of hair. Eyes naked. Labial palpi stout with short obtuse terminal article. Male antennae simple, merely pubescent beneath. Front rather broad and the head is prominent and thickly scaled. The hind wings are translucent and from the total habitual appearance we should refer the moth to *Laphygma* or *Prodenia* at first sight, from which the above characters and the untufted thorax and abdomen will separate it. (There is a short thick discolorous fringing of scales to the eyes which seems to me to differ from the ordinary character of "fringes.")

This genus leads me to believe, that Lederer's "*Noctuiden*" might more naturally follow his "*Caradrinen*" in a grouping of the genera. In my "List" the genus may provisionally precede *Laphygma* on page 22.

Aniela Alabamae Grote.

♀.—Stouter than *L. frugiperda* and quite distinct in coloration from any of the varieties of that species described by Prof. Riley in the Missouri Reports.

Fore wings and thorax of a livid gray mottled with darker scales except the terminal space from below the apices which is blackish; a vinous shade precedes the sinuous subterminal line, which latter is relieved and distinct; fringes vinous. The ordinary lines are obsolete except the t. p. line which is formed of minute black dots obsoletely connected by a scalloped hair line. Reniform more or less filled with blackish scales; orbicular indistinct; t. a. line obsolete; costal edge darker shaded. Hind wings opalescent with very narrow fuscous borders, smoky costal region and soiled veins. Beneath the fore wings are shaded fuscous with vinous fringes; hind wings as on upper surface. The palpi have the basal joints vinous brown and the legs and under thoracic vestiture are vinous gray. The collar is discolorous, deep brown. Eyes naked; squamation close; all the tibiae weakly spinose; male antennae simple, very shortly setose.

Expanse, 36 m. m. *Habitat*, Central Alabama (Grote). Collection of this Society.

Lithophane oriunda Grote.

Allied to *L. Bethunei* and belonging to the typical group of the genus. Distinct, intense, even, somewhat purply brown. Fore wings concolorous with the costal edge shaded with whitish to the t. p. line, and interrupted by oblique brown streaks indicating the transverse lines. Reniform and orbicular spots more or less shaded with whitish, shaped as in *L. Bethunei*. Claviform distinctly outlined in black, large. Subterminal line alone distinctly indicated by pale points. The median dentate lines more or less lost in the ground color. Veins terminally indistinctly black marked opposite pale dots on the brown dentate fringes. Secondaries dark fuscous, with a warmer shade on the fringes. Beneath paler, shaded with reddish, with a distinct discal spot on the paler hind wings and a common line. On the primaries the pale costal dots are evident on both surfaces.

Expanse, 34 m. m. Canada, Mr. Wm. Saunders, No. 960.

Color like *L. ferrealis*, but darker, with the subterminal line more even, the orbicular smaller and the costal discoloration paler and more distinctly contrasted and limited.

Orthosia infumata Grote.

This is a rather wide winged species with naked eyes, distinctly lashed. The untufted abdomen is somewhat compressed but not flattened as in *Glaca*, the wings proportionally wider terminally. The tibiae are unarmed. Dull pale ochery, much shaded with fuscous on the primaries beyond the median shade. Transverse lines narrow, even, dark; the t. a. line obliquely arcuate being produced on cell 2. Median shade rather diffuse and broad. Ordinary spots rather large and vague, stained with bright ochereous, the reniform including an inferior black mark. T. p. line arcuate, distinct. Subterminal line faint with a preceding darker shade deepening on costa. Hind wings very pale ochery, more or less brightly tinted, with double faint transverse fuscous

shade lines. Fringes concolorous, even. Terminal lines obsolete. Beneath pale yellowish ochery with double lines and faint discal marks. Abdomen very pale; thorax like primaries.

Expanse, 40 m. m. *Habitat*, Chautauqua Co., N. Y.

Specimens received from Mr. Geo. Norman vary from ocher yellow to smoky testaceous in color.

Pseudorthosia n. g.

The habitus and shape of the wings are like *Orthosia*. Eyes naked, with lashes. Front broad; clypeus protuberant, rugose. All the tibiae armed, the fore pair with a double row terminating in longer spinules. Male antennae bristled, brush-like. Thorax and abdomen without tufts, the former proportionally heavy and square.

The broad rugose front must be used to separate the genus from *Agrotis*; its natural position seems with *Orthosia* and allied genera. The color is almost that of *Calymnia*.

Pseudorthosia variabilis Grote.

♂ ♀.—A rather large pale yellowish or fawn colored species with variably distinct ornamentation, thorax and fore wings light yellowish buff, quite pale, sometimes lightly soiled with fuscous. Primaries with the ordinary lines even, the t. a. line somewhat angulated, divergent. The discal dots are usually distinct and black; the orbicular an oblique streak, the reniform narrow, upright. Median shade, variably distinct. As in *Orthosia purpurea*, the subterminal line is usually preceded on costa by a dark shade. Terminal interspaceal dark dots; fringes concolorous. Hind wings almost whitish, very pale, tinted like fore wings, with more or less distinct subterminal transverse shade. Beneath with dots and a common line more or less distinctly marked on the costae.

Expanse, 38 m. m. Five specimens. "Sept., Oct.," Mr. Jas. Behrens, Sauzalito.

Plusia fratella Grote.

♂ ♀.—Closely allied to *Plusia gamma*, from Europe and America, but hardly more than half as large and differing in the details of the ornamentation. The color of the fore wings is the same. The metallic mark is very narrow and whitish, and its outer extremity is disconnected as a small silvery dot. The t. p. line is distinctly geminate, more even and without the interruption on vein 2 and the dentations above vein 1 of *P. gamma*. The subterminal line and the submetallic preceding shade is very similar in the two species. Hind wings and under surface very similar to those of its ally, from which it may be easily separated by the characters above given.

Expanse, 30 m. m. *Habitat*, Texas (O. Meske).

Acerra n. g.

♂.—Related to *Plusia*, the squamation entirely hairy. The colors are those of *Lygranthoccia* and *Plagiomimicus*. Eyes hairy. Front full, with the vestiture converging from the sides but without depression as in *Plagiomimicus*, *Stibadium* or *Stiria*. Antennae with stout though not lengthy pectinations. Between the antennae the vestiture is somewhat pointedly massed. Tibiae apparently unarmed. Palpi short with the 3d joint concealed. The tibiae and femora are fringed with loose hair. The thorax and abdomen are proportionate, untufted.

Acerra normalis Grote.

♂.—Color of *Lygranthoccia Thoreaui*. Pearly gray. The ordinary ornamentation of the fore wings is replaced by an irregularly quadrate white line, open to the costa and complete on the other three sides, commencing at about the position of the t. a. line, extending along the middle of the wing below the median vein and running outwardly and more straightly upwardly to vein 8 at the end of the discal cell, and diffusely outwardly shaded on all three sides with deep black. Faint traces of an even transverse line over the nervules beyond this mark, apparently occupying the position of the t. p. line. On the subcostal vein, within the discal mark, there is a central black dot, V-shaped, edged with pale scales. A terminal series of black dots. Hind wings concolorous, pale fuscous. Beneath grayish, irrorate with dark scales with black discal marks and a common even transverse line. Body parts concolorous with wings.

Expanse, 35 m. m. California, Mr. Behrens, No. 61/62. The genus may follow *Plagiomimicus* on page 32 of my List of the Noctuidae of North America.

Tarache terminimaculata Grote, Bul. B. S. N. S. Vol. 1, p. 153.

♀.—I regard the following as the female of *T. terminimaculata*, with hesitation. The specimens agree with my male type in almost every particular except that in my two ♀ specimens the white even curved line which, in *terminimaculata* ♂ runs from the anteapical oblique white costal streak to the internal margin and regularly encloses the brown shading of the wing, here only goes to the median vein and forms a sharper C-shaped curve. An analogous sexual difference is apparently not yet recorded in this group. In the female specimens the oblique t. a. line is also distinct and followed by a black shade. The two forms agree in all else, while the outer white dentate curved streak before the internal angle is more vivid in the female and preceded by a similar orange shade, intersecting the dark field between the two white curved streaks. The general color is the same and the disposition of the terminal black dots and the black rivulous portion of the t. p. line opposite the cell correspond in the two forms. The hind wings are darker in the ♀ specimens, but this is not an unusual sexual character; the median space on the primaries is also darker shaded in these specimens. I am indebted to Mr. J. A. Lintner and Prof. Packard for ♀ specimens taken in New York and Massachusetts and for which, should my present determination be wrong, I propose the name *pulchella*.

Toxocampa Victoria Grote.

♂ ♀.—Fore wings pale lilac gray, subirrorate, the lines except the subterminal very indistinct. Orbicular a minute pure white dot. Reniform upright, moderate, brown black or sometimes ochreous, resolved externally into detached dots. Subterminal space darker shaded than the rest of the wing widening to costa. Subterminal line vague, white or pale, wavy. A series of interspaceal black terminal dots; fringes pale with an interior shade line. Hind wings pale dusty fuscous with terminal shading; beneath with very faint transverse shades; on the primaries a discal shading. Collar and vertex deep blackish brown, velvety, discolorous with the gray thorax. A white line projecting in front runs between the white antennal sockets and separates the paler brown clypeal vestiture from the dark vertex; palpi grayish brown.

Expanse, 48 m. m. *Habitat*, Victoria (G. R. Crotch, in Mus. Comp. Zoology).

Resembles the European *T. astragali* H.—S., fig. 269, but differs by the white orbicular and the evident subterminal line, as well as the shape of the reniform. The genus is not previously registered as American. It may be cited after Catocala, on page 43 of my List of the Noctuidae of North America.

NOTE.—Mr. Lintner kindly draws my attention to the fact that I have omitted the following species regarded as common to Europe and America from the "List." It should be cited under *Eurois*, on page 12. The *Polyphaenis herbacea* of M. Guenée, unknown to me, and cited under *Eurois* in the List, should be retained under its original genus. *E. herbida* has the middle and hind tibiae spinose. I do not verify the differences mentioned by M. Guenée; in the female the white cloud beyond the reniform seems more conspicuous in American specimens. I think they are the same.

**herbida* (W. V.); Guen., Noct. 2, p. 75.

XI. Determination of the Species of Moths Figured in the "Natural History of New York"

BY AUG. R. GROTE, A. M.

[*Read before this Society, Sept. 18, 1874.*]

THE subtitle of the volume which is devoted to Entomology in the "Natural History of New York" reads: "Agriculture of New York: comprising an account of the classification, composition and distribution of the soils and rocks, and of the climate and agricultural productions of the State; together with descriptions of the more common and injurious species of Insects. By E. Emmons, M. D. Volume V. Albany: printed by C. Van Benthuysen, 1854." The Preface concludes with the following exposition of the character of the contents of the volume: "I have figured such insects as I have seen, and know to belong to New York and New England; but I have not seen them in all their states, and am therefore frequently indebted to others for the figures given of the larva and pupa stages. Some are copied from Abbott & Smith's work on the insects of Georgia, and some from other works of like kind. I have figured very few foreign species, and these have had some special purpose in view. The figures have been drawn from specimens of the insects themselves, by E. Emmons, Jr., and are faithful and accurate portraits of the individuals from which they were taken. It is difficult, however, to secure a finished and uniform coloring, especially for so large an edition as three thousand copies. I do not deem it necessary to point out the faults of this volume; for the keen sighted, and those who are disposed to look after them will find them with little trouble. I am persuaded, however, that the general reader, as well as the student, will find in it many valuable records."

A perusal of the text and an examination of the figures of the moths, fail to persuade us that this volume contains anything like a valuable record of any of the species. The severest fault committed is the insincerity of not usually especially indicating in the text the borrowed figures and matter, so that it is difficult to find

out exactly what is original and what is copied from older writers. No new species are described and no new facts of importance are given in the text, so that our interest is confined to a determination of the species represented, and which are frequently unnamed or incorrectly named in the text. With regard to the apologetic statement as to the coloring, we think that a great uniformity has in reality been secured and that by the simplest means, viz., that of painting a variegated insect of a single color, as for instance *Scoliopteryx libatrix*, Plate 45, fig. 3. The copies from Drury and Abbot and Smith are generally grossly and inaccurately colored, the thorax and abdomen of *Catocala epione*, for instance, being represented of a brilliant blue. The defects are, however, too general to merit detailed attention, and are merely mentioned so that the issuance of a fresh volume on the Entomology of the State may be fully excused. The error of position, by which the original subjects are generally represented with their wings deflexed, is a main defect of the illustrations of the moths, while the text combines glaring faults of classification with instances of correct description which sufficiently show its compilatory character. The moths represented on the Plates are as follows:

Plate 6. "Attacus prometheus, figs. 1 to 4."

The figure of the cocoon is uncharacteristic, otherwise the species, *Callosamia promethea* (Drury), is recognizably given.

Plate 6. "Loxotaenia rosaceana, figs. 8 to 11."

The species intended is perhaps *Tortrix rosaceana* (Harris).

Plate 36. "Dryocampa pellucida, figs. 1, 3, a, c," and "Phalaena quercaria, figs. 2, 4, b, d," are copies from Abbot and Smith's work on the Insects of Georgia.

Plate 37. "Phalaena (*Orgyia*) leucostigma, figs. 1, a, b, c, f," and "Phalaena neustria, figs. 2, 4, d, g," and "Phalaena albifrons, figs. 3, 5, e, h," are copies from Abbot and Smith.

Plate 38. "Sphinx octomaculatus, figs. 2, a, b," copied from Abbot and Smith.

Plate 39. "Attacus luna, figs. 1, a, b," and "Saturnia maia, figs. 2, 3, c, d, e," are bad copies from Abbot and Smith, the latter credited to the original in the text, p. 232.

Plate 40. "Sphinx Brontes, fig. 1."

This is a copy of Drury, Vol. 2, Pl. 29, fig. 3. I have shown, Proc. Ent. Soc. Phil., Vol. 5, p. 69, that the species is probably West Indian.

id. "Geometra argentata, fig. 2."

This is a copy of Drury, Vol. 2, Pl. 14, fig. 4. There is no allusion to the figure in Emmons' text. Drury states that he has received the species from New England. There is no doubt that Drury represents the species since described as *Urola chamaechrysell* by Walker, and that this, following the laws of priority, should be known in future as ARGYRIA ARGENTATA.

id. "Glaucopis pholus, fig. 3."

This, although representing so common an insect, seems to be a copy of Drury, Vol. 2, Pl. 28, fig. 3.

id. "Smerinthus astylus, fig. 4," "Dryocampa virginiensis, fig. 5," "Geometra serrata, fig. 6," are all copies from Drury. Figure 7, "Dryocampa imperialis" is also a copy of Drury's Plate 9, fig. 1, which is a coarse figure of our species much better represented by Abbot.

Plate 41. "Phalaena dione, fig. 1, 4, 6, 8."

These are copies from Abbot of *Arctia arge*, previously illustrated by Drury, 1, Pl. 18, fig. 3 (not "2" as cited by Dr. Packard, Proc. Ent. Soc. Phil., 1864, p. 118).

id. "Spilosoma arge, fig. 3."

This represents the same species as the preceding, but is a copy of Drury's figure above cited.

id. "Spilosoma aeraea, fig. 2 (male) and fig. 5 (female)."

These are copies of Drury, Plate 3, figs. 3 and 2.

id. "Spilosoma cunea, fig. 7."

This is a copy of Drury, 1, Plate 18, fig. 4.

id. "Spilosoma egle, fig. 11."

This is a copy from Drury, 2, Plate 20, fig. 3.

id. "Bupalus catenarius, fig. 10."

This is a copy of Drury, 1, Plate 8, fig. 3.

id. "Spilosoma nais, fig. 9."

This is a copy of Drury, 1, Plate 7, fig. 3.

Plate 42. "Noctua squamularis, fig. 1, Geometra transversalis, fig. 2, Erebus edusa, fig. 3, Noctua undularis, fig. 4, Catocala affinis, fig. 5, Noctua lunata, fig. 6, Noctua (Acontia) nundina, fig. 7, Catocala epione, fig. 8, Noctua (Acontia) margaritata, fig. 9, Sphinx carolina, fig. 10, are all copies from Drury. The nomenclature, as well perhaps as the figures, are taken from Westwood's Edition, which, as far as the coloring of the Plates is concerned, is inferior to the original.

Plate 43. "Phalaena phyllira, fig. 8."

This is a copy of Abbot's figure.

id. "Callimorpha epimenis, fig. 10."

This is a copy of Drury's fig. 3, Plate 29, Vol. 3.

Plate 44. "Attacus polyphemus, fig. 1."

This figure and the rest on this Plate are probably original. The wings are partially deflexed and drawing and coloring are alike bad. This figure represents *Telea polyphemus* (Linn).

id. "Sphinx (Philampilus?) pampinatrix, fig. 2."

The species seems to be *Darapsa myron* (Cram.).

id. "Catocala amasia, fig. 3."

The determination is erroneous. The species represented is *Parthenos nubilis* Hübner.

id. "Attacus cecropia, fig. 4."

The figure represents *Platysamia cecropia* (Linn).

Plate 45. "Clisiocampa americana, fig. 1."

Seems rather to represent *C. sylvatica* Harris. The drawing and coloring of this Plate, which appears to have been made from actual specimens, are alike indifferent as in Plate 44.

id. "Agrotis? fig. 2."

The figure represents *Hadena arctica* (Boisduval).

id. "Geometra? fig. 3."

From the shape of the primaries the species intended seems to be *Scoliopteryx libatrix* (Linn.).

id. "Arctia virginica, fig. 4."

The determination is erroneous. The figure seems to represent *Hyphantria textor* Harris.

id. "Philampelus satellitia, fig. 5."

The species is now more correctly known as *Philampelus pandorus* (*Hübner*).

id. "Undescribed? fig. 6."

The figure represents a Geometrid, unidentified by us.

id. "Undescribed? fig. 7"

The figure probably represents *Lithacodes fasciola* (*H.-S.*).

id. "Undescribed? fig. 8."

The figure probably represents *Eustrotia synochitis* (*G. & R.*).

id. "Bombyx? (undescribed), fig. 9."

The figure represents the male *Cressonia juglandis* (*Abb. & Sm.*).

id. "Agrotis —, fig. 10."

Perhaps the figure represents *Agrotis tessellata* *Harris*.

id. "Agrotis —, fig. 11."

The figure represents *Agrotis suffusa* (*W. V.*).

Plate 46. "Deiopeia bella, fig. 5."

The determination is correct; the insect is now regarded as a form of *Utetheisa ornatrix* (*Linn.*).

id. "Undescribed? fig. 6."

The species represented is *Angerona crocataria* (*Fabr.*).

Plate 47. "Callimorpha parthenice, fig. 3."

The insect represented is *Aretia virgo* (*L.*), with which Kirby's species is probably synonymous.

id. "Callimorpha virguncula, fig. 5."

The insect figured is probably *Aretia virguncula* (*Kirby*), although the hind wings are erroneously colored.

id. "Eudryas grata, fig. 8."

This determination is correct. On this Plate outline figures are given also of "Carpocapsa pomonella, fig. 4" and "Adela Degeerella, fig. 7."

If, in 1854, the appreciation of the value of Entomology warranted the publication of Dr. Emmons' volume, certainly its substitution in 1874, by a more correct work, is demanded alike by the present status of the Science and the honor of the State of New York.

XII. A List of the Leptidae, Mydaiidae and Dasypogonina of North America

BY CH. R. OSTEN SACKEN.

[*Read before this Society, Oct. 10, 1874.*]

OWING to the large increase in the number of the described species of North American Diptera since the publication of my "Catalogue" (Washington, Smithsonian Institution, 1858), a new catalogue of the same kind becomes a matter of necessity. I will endeavor to prepare such a work, not exactly on the same plan with the former, but with the improvements required by the present state of the science. Instead of merely compilatory, the new catalogue will be synonymical, at least as far as our present knowledge admits of it.

Of course, I could not attempt such a publication with much hope of success, without the prospect of the assistance of my friend and valued correspondent, Dr. Loew. The labor he has devoted for the last fifteen years to the study of American Diptera, places him at the head of those who know anything about this branch of the American fauna. On his assistance I have drawn, and mean to draw largely during my work.

The geographical area of the new catalogue will be the same as that of the old one. That is, it will embrace the North American Continent as far as the Isthmus of Panama. But in order to facilitate the survey of the species found within the United States, I intend to arrange the species of each genus in three groups, the first of which will embrace the Atlantic States, the second the Pacific States, and the third the tropical countries (Mexico, Central America and the West Indies). For the dividing line between the Atlantic and Pacific provinces, I take the line of the water-shed of the two Oceans. A species belonging to two groups simultaneously will be placed in the earlier group. Within each group the species will be arranged alphabetically.

The aim of the publication of the fragment of a catalogue given below, is to test the practicability of the new plan which I propose to adopt. The principal portion of this fragment is, perhaps more than any other portion of the catalogue will be, the work of Mr. Loew. Since the monograph published by him twenty-five years ago in the *Linnaea Entomologica*, the *Asilidae* were his favorite family. Among the *Asilidae* of North America, the *Dasyopogonina* attracted his especial attention, as the number of species described and that of the new genera created, sufficiently proves. For the list which I give below, Mr. Loew contributed the sequence of the genera, the distribution of the species among the genera, and many of the synonymies. My work has been to complete the references, to suggest some synonymies, and to verify the whole, so as to insure correctness and avoid omissions. Synonymies and observations given on the authority of Mr. Loew are marked [Lw.]. In the same way synonymies given on the authority of other authors are marked with their name. In cases of synonymy I have admitted priority only when the earlier description was sufficiently distinct to enable a reasonably certain identification. By a somewhat bold interpretation of some of the older descriptions, I believed in some cases to have identified some of the species published much later by Mr. Loew. But it would be imprudent fully to adopt these synonymies, without a careful comparison of the original specimens, some of which, may be, are no longer in existence.

Species unknown to Mr. Loew or to myself, have been referred to the newly formed genera hypothetically, upon a careful perusal of their descriptions. This applies especially to the Mexican species, placed in the genus *Diognites*. In such cases, errors may have occurred, and some synonymies may have been overlooked.

The comparison of the number of species contained in the old and in the present catalogues, will give an idea of the progress made since 1858. The old catalogue contained 43 *Dasyopogonina*, distributed among 4 genera (*Ceraturgus*, *Dioctria*, *Dasyopogon*, *Leptogaster*). The new list embraces 141 species and 28 genera (68 species from the Atlantic States, 18 from the Pacific, and 55 from the tropical countries). As the fauna of the Atlantic States is, for us, the object of a more immediate interest, I will state that among the 68 species from this section of the country enumerated below, 58

are actually represented in our collections. Of these 58 species, not more than *ten* are found in the old catalogue, the remaining 48 thus representing the progress made in the knowledge of the fauna since its publication.

The *Leptidae* in the present list contain 47 species (30 Atlantic, 6 Pacific and 11 tropical), against 32 species of the old list (all from the Atlantic States, but at least five of which drop off as synonyms).

The *Mydidae* contain 28 species (16 Atlantic, 3 Pacific and 9 tropical), against 15 (8 Atlantic and 7 tropical) of the old catalogue.

The stars prefixed to the specific names in the following list, indicate the species contained in Mr. Loew's collection, or in the Museum of Comparative Zoology.

As an appendix, I give the description of three new species of *Mydas*, one of which was recently discovered in the State of New York.

Family LEPTIDAE.

TRIPTOTRICHA.

Loew, Cent. X, 15; *id.* Berl. Ent. Z., 1874, p. 381, note.

**fasciventris* *Loew*, Berl. Ent. Z., 1874, p. 380. Pennsylvania.

**rufithorax* *Say*, J. Ac. Phil. III, p. 36, 5 (*Leptis*); *Wiedemann*, Auss. Zw. I, p. 223 (*id.*). Pennsylvania; New York; Kentucky.

**discolor* *Loew*, Berl. Ent. Z. 1874, p. 379. San Francisco.

**lauta* *Loew*, Centur. X, 15; comp. also Berl. Ent. Z., 1874, p. 382. California.

PHENEUS.

Walker, Dipt. Saunders.

tibialis *Walker*, Dipt. Saund. p. 156. Tab. IV, fig. 3. Jamaica.

N. B.—Mr. Walker refers this genus to the Asilidae. I place it here on the authority of Mr. Loew (*in litt.*).

CHRYSOPILA.

Macquart, Dipt. du Nord de la France, 1827.

**basilaris* *Say*, Journ. Ac. Phil. III, p. 36, 4 (*Leptis*); *Wiedemann*, Auss. Zw. I, p. 228, 16. (*id.*) *Walker*, List, etc., I, p. 217. Pennsylvania.

- **fasciata* Say, J. Acad. Phil. III, p. 37, 7; Amer. Entom., Tab. XIII (*Leptis*);
Wiedemann, Auss. Zw. I, p. 225, 9 (*id.*). Middle and Northern States.
par Walker, List, etc., I, p. 215.
- **foeda* Loew, Centur. I, 18. Illinois.
- **modesta* Loew, Centur. X, 14. Texas.
- **ornata* Say, J. Acad. Phil. III, p. 34, 1; Amer. Entom., Tab. XIII (*Leptis*).
Wiedemann, Auss. Zw. I, p. 221, 1 (*id.*). Walker, List, etc., I, p. 213
(re-described, the identification being doubtful). United States (common).
propinqua Walker, List, etc., I, p. 215. Trenton Falls.
simillima Walker, List, etc., I, p. 215. Trenton Falls. [♂; synonymy by
Walker, with a doubt.]
- **proxima* Walker, List, etc., I, p. 214. Northern States and British Posses-
sions, not rare.
- **quadrata* Say, J. Ac. Phil. III, 35, 3 (*Leptis*); Wiedemann, Auss. Zw. I, p.
226, 11 (*id.*) Walker, List, etc., I, p. 216. North America (common).
fumipennis Say, J. Ac. Phil. III, p. 37, 6 (*Leptis*). Wiedemann, Auss. Zw.
I, p. 227, 12. (*id.*) Walker, List, etc., I, p. 217 [♂].
reflexa Walker, List, etc., I, p. 216 [♀].
dispar v. d. Wulp. Tijdschr. v. Ent. 2 Ser. II, p. 143. Tab. IV, fig. 6-11.
- **rotundipennis* Loew, Centur. I, 19. Georgia.
Servillei Guérin, Iconogr., etc., Texte, III, p. 541. Tab. XCVI, fig. 3 (*Leptis*).
North America.
[I suspect that this is nothing but *Chr. ornata*. But the femora are said to
be brown?]
- **thoracica* Fabricius, Syst. Antl. p. 70, 4 (*Leptis*). Wiedemann, Auss. Zw. I,
p. 222, 2 (*id.*); Macquart, Dipt. Exot. II, 1, p. 32; Tab. III, bis, fig. 3.
Walker, List, etc., I, p. 214. North America (common).
- **velutina* Loew, Centur. I, 17. Illinois, Kentucky.

**humilis* Loew, Berl. Ent. Z. 1874, p. 379. San Francisco.

- basalis* Walker, Trans. Ent. Soc. N. Ser. V, p. 285. Mexico.
- **ludens* Loew, Wien. Entom. Mon. V, p. 34. Cuba.
- mexicana* Bellardi, Saggio, etc., II, p. 96. Mexico.
- nigra* Bellardi, Saggio, etc., App. p. 27. Mexico.
- trifasciata* Walker, Trans. Ent. Soc. N. Ser. V, p. 284. Mexico.

LEPTIS.

Fabricius, Syst. Antl. p. 69, 1805; Meigen, Syst. Besch. Vol. II.

- albicornis* Say, J. Acad. Phil. III, p. 38, 9; Amer. Entom. Tab. XIII. Wiede-
mann, Auss. Zw. I, p. 223; Walker, List, etc., I, p. 212 (*Rhagio*). Penn.
- Boscii* Macquart, Dipt. Exot. II, 1, p. 30, 2. Carolina.

- **dimidiata* Loew, Centur. III, 17. Sitka.
 **hirta* Loew, Centur. I, 21. Illinois.
intermedia Walker, List, etc., I, p. 212 (*Rhagio*). Hudson Bay Territory.
 **mystacea* Macquart, Dipt. Exot. II, 1, p. 30, 1; Tab. III, *bis*, fig. 2. Walker, List, etc., I, p. 212, and IV, p. 1153 (*Rhagio*), re-described, the identification being doubtful. North America (not rare).
 **ochracea* Loew, Centur. II, 3. New York.
 **punctipennis* Say, J. Acad. Phil. III, p. 34, 2. Wiedemann, Auss. Zw. I, p. 227, Middle and Northern States (common).
filia Walker, List, etc., I, p. 219 (*Atherix*).
 [Walker's description points rather to *L. plumbea*. But he says: halteres with a brown knob?]
 **plumbea* Say, J. Ac. Phil. III, p. 39, 10. Wiedemann, Auss. Zw. I, p. 228. Walker, List, etc., I, p. 217. Middle States.
griseola v. d. Wulp. Tijd. v. Ent. 2 Sec. II, p. 142, Tab. IV, fig. 5. [Loew, Zeitsch. f. Ges. Naturw. 1870, p. 115.]
 **terminalis* Loew, Centur. I, 20. New York.
 **scapularis* Loew, Centur. I, 22. Illinois, New York, District Columbia.
vertebrata Say, J. Acad. Phil. III, 38, 8, Amer. Entom. Tab. XIII. Wiedemann, Auss. Zw. I, p. 224, 7. Florida.

-
- **costata* Loew, Centur. II, 4. California.
 **incisa* Loew, Centur. X, 16. California.

-
- bitaeniata* Bellardi, Saggio, etc., App. p. 26, fig. 14. Mexico.
cinerea Bellardi, Saggio etc., II, p. 95. Mexico.
polytaeniata Bellardi, Saggio etc., App. p. 27, f. 13. Mexico.

PTIOLINA.

- Zetterstedt, Dipt. Scand. I, p. 226; *Staeger*, to whom the genus is attributed, seems merely to have named but not characterized it. Compare also Schiner, Dipt. Aust. I, p. 179.
 **fasciata* Loew, Centur. IX, 65. British North America.
 **majusecula* Loew, Centur. IX, 66. British North America.

ATHERIX.

Meigen, Illig. Magaz. II, p. 271, 1803.

- **variegata* Walker, List, etc., I, 128. Northern States, and British Possessions.
 *? *vidua* Walker, List, etc., IV, p. 1153. Hudson Bay.
-

**varicornis* Loew, Centur. X, 13. California.

latipennis Bellardi, Saggio, etc., II, p. 93. Mexico.

longipes Bellardi, Saggio, etc., II, p. 94, Tab. II, fig. 17. Mexico.

Family MYDAIDAE.

LEPTOMYDAS.

Gerstaecker, Stett. Ent. Zeit. 1868.

**venosus* Loew, Cent. VII, 26. Pecos River, Western Texas.

pantherinus Gerstaecker, Stett. Ent. Z. 1868, p. 85. California.

**tenuipes* Loew, Cent. X, 20. California.

MYDAS.

Fabricius, Entom. System, IV, p. 252, 1794.

**audax* n. s. Kentucky. (See appendix.)

**carbonifer* n. s. New York. (See appendix.)

**chrysostomus* n. s. Texas. (See appendix.)

**clavatus* Drury, Illustr. of Nat. Hist. I, p. 103, Tab. 44, fig. 1, and Vol. II, App. (*Musca*); Westwood, Arc. Ent. I, p. 51, 14.

asiloides Degeer, VI, Tab. XXIX, fig. 6 (*Nemotelus*).

illucens Fabricius, Syst. Ent. 756, 1 (*Bibio*).

filata Fabricius, Spec. Ins. II, p. 412 (*Bibio*); Mantissa, p. 328, 1; (*id.*) Ent.

Syst. IV, p. 252 (*Mydas*); Syst. antl. p. 60, 1; (*id.*) Olivier, Encycl. Meth.

VIII, 83, 1; Wiedemann, Dipt. Exot. 116, 2; Auss. Zw. Ins. I, p. 240, 3.

Monogr. Midar. Tab. 53, fig. 8 (for the quotations from Latreille and

Dumeril, see Wiedemann); Walker, List, etc., I, p. 228; VI, p. 361.

[Fabricius, in the Syst. Ent., perhaps in consequence of a *lapsus calami* writes *illucens* for *filata* and *vice versa*. In the Spec. Insectorum, as if becoming aware of his error, he correctly quotes Syst. Ent. 756, 1 (which is *B. illucens*) as a synonym of his *B. filatus*. Wiedemann, in *Monogr. Midar.*, and Westwood, *Arcana*, quote correctly *B. illucens*, Syst. Ent. 756, 1; Gerstaecker erroneously *B. filatus*, Syst. Ent. 757, 2 (which is *Hermetia illucens*).]

crassipes Westwood, Arcan. Ent. I, p. 51, Tab. XIII, fig. 3. North America?

fulvipes Walsh, Proc. Bost. Soc. N. H. IX, p. 306. Illinois.

fulvifrons Illiger, Magaz. I, p. 206; Wied. Mon. Mid. p. 47, Tab. LIII, fig. 13. Georgia.

- incisus* Macquart, Dipt. Exot. I, 2, p. 11, Tab. I, fig. 1. Carolina
- **luteipennis* Loew, Cent. VII, 23. Pecos River, Western Texas.
- maculiventris* Westwood, Lond. and Edinb. Phil. Mag. 1835, Arc. Ent. I, p. 53, Tab. XIII, fig. 5. Georgia.
- pachygaster* Westwood, Arc. Ent. I, p. 53, Tab. XIII, fig. 4. Georgia.
- parvulus* Westwood, Arc. Ent. I, p. 53, Tab. XIII, fig. 6. Georgia (Westw.), Florida (Walk.).
- **simplex* Loew, Cent. VII, 25. Pecos River, Western Texas.
- **tibialis* Wiedemann, Mon. Mid. p. 42, Tab. LIII, fig. 6, Bellardi, Saggio, etc., II, p. 6. Maryland; Michigan; Mexico (Bellardi).
- **xanthopterus* Loew, Cent. VII, 24. Pecos River, Western Texas.
lavatus Gerstaecker, Stett. E. Z. 1868, p. 96. Mexico.
-
- **ventralis* Gerstaecker, Stett. Ent. Z. 1868, p. 102. California.
rufiventris Loew, Cent. VII, 22 [change of name by Gerst.].
-
- annularis* Gerstaecker, Stett. E. Z. 1868, p. 100. Mexico.
- basalis* Westwood, Arc. Ent. I, p. 53, Bellardi, Saggio, etc., II, p. 10. Mexico.
- bitaeniatus* Bellardi, Saggio, etc., II, p. 7, Tab. I, fig. 1. Mexico.
- interruptus* Wiedemann, Monogr. Mid. p. 46, Tab. LIII, fig. 12. Mexico.
tricinctus Bellardi, Saggio, etc., II, p. 8, Tab. I, fig. 2 [Gerst.].
- militaris* Gerstaecker, Stett. E. Z. 1868, p. 99. Mexico.
vittatus Macquart, Dipt. Exot. 4e Suppl. p. 60, Tab. IV, fig. 6, Bellardi, Saggio, etc., II, p. 7 [change of name by Gerst.].
- rubidapex* Wiedemann, Monogr. Mid. p. 40, Tab. 52, fig. 2 (♂), Auss. Zw. II, p. 626, Bellardi, Saggio, etc., II, p. 5. Mexico.
- senilis* Westwood, Arc. Ent. I, p. 52. Mexico.
- subinterruptus* Bellardi, Saggio, etc., II, p. 10, Tab. I, fig. 3. Mexico.
- tricolor* Wiedemann, Mon. Mid. p. 42, Tab. 53, fig. 5. Bigot, R. de la Sagra, etc., p. 799. Cuba.

[According to Mr. Walker, List, etc., I, p. 228, *Dolichogaster* (*Mydas*) *brevicornis* Wied. (variet. *ipterus* Wied.) from Brazil, also occurs in Florida and Massachusetts.]

Family ASILIDAE.

Section DASYPOGONINA.

DIVISION A.—Front tibiae without spurs.

LEPTOGASTER.

Meigen, Illig. Mag. 1803 and System. Besch. I, p. 342.

- **hadius* *Loew*, Centur. II, 6. Illinois.
 **brevicornis* *Loew*, Centur. X, 23. Texas.
carolinensis *Schiner*, Verh. Z. B. Ges. 1866. p. 696. Carolina.
nitidus *Macquart*, Dipt. Exot. I, 2, 155, 1, Tab. XII, fig. 7 (*Gonyptes*); *Walker*,
 List, etc., VII, 769.

[The name *L. nitidus* having been used for several other species, Mr. *Loew* (Linn. Entom. II, p. 395), proposed for the present one the name of *L. gigas*, which he thought was originally intended for it by *Macquart*, as it is engraved on the plate. But the name on the plate refers to *L. Audouinii*, and thus that proposed by *Schiner* has to be adopted.]

- **endieranus* *Loew*, Berl. Ent. Z. 1874, p. 353. Texas.
 **favillaceus* *Loew*, Centur. II, 12. Connecticut.
 **flavipes* *Loew*, Centur. II, 15. United States (not rare).
flavicornis v. d. *Wulp*, Tijdschr. v. Ent. 2 Ser. II, p. 136. Wisconsin [Lw.].
 **incisuralis* *Loew*, Centur. II, 11. Illinois.
 **histrio* *Wiedemann*, Auss. Zw. I, p. 535, 5, *Walker*, List, etc., VII, p. 769.
 Pennsylvania.
annulatus *Say*, J. Acad. Phil. III, p. 75, 1 [Wied.].
 **murinus* *Loew*, Cent. II, 9. Nebraska.
oehraceus *Schiner*, Verh. Zool. Bot. Ges. XVII, p. 359. Pennsylvania.
 **pietipes* *Loew*, Centur. II, 7. Illinois.
 **tenuipes* *Loew*, Centur. II, 14. District Columbia.
 **testaceus* *Loew*, Centur. II, 10. New York.
 **varipes* *Loew*, Centur. II, 8. District Columbia.

-
- cubensis* *Bigot*, R. de la Sagra's Hist. etc., p. 792 (*Gonyptes*). Cuba.
fervens *Wiedemann*, Auss. Zw. II, p. 646. Mexico.
 **obscuripes* *Loew*, Centur. II, 13. Cuba.
Ramoni *Jaenicke*, Neue Exot. Dipt. p. 46. Cuba [Lw.].
Truquii *Bellardi*, Saggio, etc., II, p. 87, Tab. II, fig. 18. Mexico.

CERATURGUS.

Wiedemann, Auss. Zweifl. I, p. 414, 1828.

- aurulentus** *Fabricius*, Syst. Antl. p. 166, 11 (*Dasyppogon*); Wiedemann, Anal. Ent. p. 12 (*id.*); Dipt. Exot. I, p. 228, 26 (*id.*); Auss. Zw. I, p. 414, 1; Tab. V, fig. 5. Macq. Hist. Nat. Dipt. I, p. 239, 1; Tab. VII, fig. 4 (head). Walker, List, etc., VI, p. 378. New York (Fab.).
- cornutus** *Wiedemann*, Auss. Zw. I, p. 382 (*Dasyppogon*). Patria unknown. [Supposed by Mr. Loew to be from North America; compare his Besch. Europ. Diptera, III, p. 124.]
- *cruciatus** *Say*, J. Acad. Phil. III, p. 52, 6 (*Dasyppogon*); Wiedemann, Auss. Zw. I, p. 381, 24 (*id.*). Walker, List, etc., VI, p. 426. Arkansas (Say); New York.
- fusciatus** *Walker*, List, etc., II, p. 367. [Synonymy by Loew, Besch. Europ. Dipt. III, p. 124.]

-
- dimidiatus** *Macquart*, Dipt. Exot. 2e Supplem. p. 35, 56 (*Dasyppogon*); Walker, List, etc., VI, p. 428; Bellardi, Saggio, etc., II, p. 61 (*Ceraturgus*). Mexico.
- niger** *Macquart*, Dipt. Exot. I, 2, 25, Tab. II, fig. 1; Walker, List, etc., VI, p. 378. North America (Macquart); Mexico (Walker).
- *rufipennis** *Macquart*, Dipt. Exot. 2e Suppl. p. 32, 2. Walker, List, etc., VI, p. 378. Bellardi, Saggio, etc., II, p. 59. Mexico.
- vitripennis** *Bellardi*, Saggio, etc., II, p. 60. Mexico.

DIOCTRIA.

Meigen, Illig. Magaz. 1803; System. Besch. Vol. II.

- *Albus** *Walker*, List, etc., II, p. 301. New York, Massachusetts, etc.
- *resplendens** *Loew*, Centur. X, 21. California.

ECHTHODOPA.

Loew, Centur. VII, 27, 1866.

- *formosa** *Loew*, Centur. X, 22. Pennsylvania.
- *pubera** *Loew*, Centur. VII, 27. Nebraska.

PLESIOMMA.

Macquart, Dipt. Exot. I, 2, p. 54, 1838.

- *unicolor** *Loew*, Centur. VII, 35. New Mexico.
- *funesta** *Loew*, Wien. Ent. Mon. V, p. 35; Centur. VII, 31. Cuba.
lugubris *Jaenicke*, Neue Exot. Dipt. p. 48 (*Dioctria*). Cuba [Lw.].

- **indecora* Loew, Centur. VII, 33. Cuba.
 **leptogastra* Loew, Centur. VII, 32. Cuba.
 **lineata* Fabricius, Spec. Ins. II, p. 465, 28; Entom. Syst. IV, p. 386, 47.
 (*Asilus*); Syst. Antl. p. 167, 13. Wiedemann, Dipt. Exot. I, p. 221, 12.
 (*Dasygogon*); Auss. Zweifl. I, p. 385, 29 (*id.*). Walker, List, etc., VI, p.
 428, Schiner, Verh. Zool. Bot. Ges. 1857, p. 374. West Indies.
 **macra* Loew, Wien. Entom. Zeitschr. V, p. 35; Centur. VII, 34. Cuba.
 longiventris Schiner, Verh. Z. Bot. Ges. 1867, p. 375. [Lw.]
- [Is easily distinguished from *P. lineata* Fab. by the different picture of the wings. Lw.]

MICROSTYLUM.

Macquart, Dipt. Exot. I, 2, p. 26, 1838.

- **galactodes* Loew, Centur. VII, 44. Pecos River, Western Texas.
 **morosum* Loew, Centur. X, 27. Dallas, Texas.

OSPRIOCERUS.

Loew, Centur. VII, 51, 1866.

- **Aeacus* Wiedemann, Auss. Zw. II, p. 390 (*Dasygogon*). Western Territories.
 abdominalis Say, Long's Exped. App. p. 375 (*Dasygogon*). [Wied.]
 spatulatus Bellardi, Saggio, etc., II, p. 82, Tab. I, fig. 9 (*Dasygogon*) [Lw.].
 Mexico.
 **eutrophus* Loew, Berl. Ent. Z. 1874, p. 355. Texas.
 **Rhadamantus* Loew, Centur. VII, 52. Pecos River, Western Texas.

-
- **Aeacides* Loew, Centur. VII, 51. California.

ABLAUTATUS.

Loew, Berl. Ent. Z. 1874, p. 377; *Ablautus*, Loew, Centur. VII, 63, 1866.

- **trifarius* Loew, Centur. VII, 63. California.

STENOPOGON.

Loew, Linn. Entom. II, p. 453, 1847.

- **consanguineus* Loew, Cent. VII, 48. Nebraska.
 **inquinatus* Loew, Cent. VII, 47. Nebraska.
 **latipennis* Loew, Centur. VII, 49. Pecos River, Western Texas.
 **longulus* Loew, Centur. VII, 50. Pecos River, Texas.
 **modestus* Loew, Centur. VII, 46. Red River of the North.

- ochraceus* v. d. *Wulp*, Tijdschr. Ent. Ser. 2, V, p. 212, Tab. IX, fig. 6. North America.
subulatus *Wiedemann*, Auss. Zw. I, p. 375. 14 (*Dasyopogon*); *Walker*, List, etc., I, p. 311 and VI, p. 422 (*id.*). Georgia.
-

- **breviusculus* *Loew*, Centur. X, 48. California.
 **gratus* *Loew*, Centur. X, 31. California.
univittatus *Loew*, Cent. X, 29, ♀ [Synonymy suggested by Mr. *Loew* himself in Berl. Ent. Z. 1874, p. 358].
 **obscuriventris* *Loew*, Centur. X, 30. California.
 **morosus* *Loew*, Berl. Ent. Z. 1874, p. 356. Sierra Nevada, Cal.
-

- Truquii* *Bellardi*, Saggio, etc., II, p. 76, Tab. 1, fig. 10. Mexico.
 [M. *Bellardi* refers this species to *Stenopogon* with a doubt.]

SCLEROPOGON.

Loew, Centur. VII, 45, 1866.

- **picticornis* *Loew*, Centur. VII, 45. California.
 **helvolus* *Loew*, Berl. Ent. Z. 1874, p. 355. Texas.

SPHAGEUS.

Loew, Centur. VII, 55, 1866.

- **chalcoproctus* *Loew*, Centur. VII, 55. Cuba.

DICOLONUS.

Loew, Centur. VII, 56, 1866.

- **simplex* *Loew*, Centur. VII, 56. California.

ARCHILESTRIS.

Loew, Berl. Ent. Z. 1874, p. 377; *Archilestes* *Schiner*, Verh. Zool. Bot. Ver. 1866, p. 672.

- magniflens* *Walker*, List, etc., VI, p. 427 (*Dasyopogon*); *Bellardi*, Saggio, etc., II, p. 79, Tab. I, fig. 11 (*Microstylum*). Mexico.

DIZONIAS.

Loew, Centur. VII, 53, 1866.

**bicinctus* *Loew*, Centur. VII, 54. Pecos River, Western Texas; Dallas, Texas.

**phoenicurus* *Loew*, Centur. VII, 53. Tamaulipas, Mexico.

quadrinaculatus *Bellardi*, Saggio, etc., II, p. 80, Tab. I, fig. 8 (*Dasyopogon*).
Mexico.

Lucasi *Bellardi*, Saggio, etc., II, p. 81, Tab. I, fig. 7 (*Dasyopogon*). Mexico.

CALLINICUS.

Loew, Centur. X, 32, 1872.

**calcaneus* *Loew*, Centur. X, 32. California.

ANISOPOGON.

Loew, Berl. Ent. Z. 1874, p. 377; *Heteropogon* *Loew*, Linn. Entom. II, p. 488, 1847.

**gibbus* *Loew*, Centur. VII, 58. Pennsylvania.

? *macerinus* Walker, List, etc., II, p. 356 (*Dasyopogon*). Trenton Falls.

**lautus* *Loew*, Centur. X, 34. Texas.

**phoenicurus* *Loew*, Centur. X, 33. Texas.

humilis *Bellardi*, Saggio, etc., II, p. 77. Mexico.

CYRTOPOGON.

Loew, Linn. Entom. II, p. 516, 1847.

**bimacula* Walker, Dipt. Saund. p. 102, Tab. IV, fig. 1 (*Euarmostus* n. gen.).
Hudson Bay Territory, White Mountains.

melanopleurus *Loew*, Centur. VII, 61 [*Loew*, Berl. Ent. Z. 1874, p. 365,
Note 2d].

*? *lutatus* Walker, List, etc., II, p. 357. Nova Scotia (Walk.), Western New
York.

**chrysopogon* *Loew*, Centur. VII, 59. Massachusetts.

? *Falto* Walker, List, etc., II, p. 355 (*Dasyopogon*). Nova Scotia.

**marginalis* *Loew*, Centur. VII, 60; compare also Berl. Ent. Z. 1874, p. 365,
Note 2d. Massachusetts, Canada.

**callipedilus* *Loew*, Berl. Ent. Z. 1874, p. 358. Sierra Nevada, Cal.

- **leucozonus* Loew, Berl. Ent. Z. 1874, p. 364. Sierra Nevada, Cal.
 **longimanus* Loew, Berl. Ent. Z. 1874, p. 360. San Francisco, Cal.
 **moutanus* Loew, Berl. Ent. Z. 1874, p. 362. Sierra Nevada, Cal.

HOLOPOGON.

Loew, Linn. Ent. II, p. 473, 1847.

- **guttula* Wiedemann, Dipt. Exot. I, p. 228, 27 (*Dasygogon*); Auss. Zw. I, p. 411, 74 (*id.*); Walker, List, etc., II, p. 355 (description given, the identification having appeared doubtful), VI, p. 424. United States.
 **philadelphicus* Schiner, Verh. Zool. Bot. Ges. XVII, p. 360; compare also Loew, Berl. Ent. Z. 1874, p. 365, note. Philadelphia.
 **phaconotus* Loew, Berl. Ent. Z. 1874, p. 366. Texas.
 **seniculus* Loew, Centur. VII, 62. Nebraska.

DAULOPOGON.

Loew, Berl. Ent. Z. 1874, p. 377; *Lasiopogon* Loew, Linn. Entom. I, p. 508, 1847.

- **opaculus* Loew, Berl. Ent. Z. 1874, p. 367. Illinois.
 **tetragrammus* Loew, Berl. Ent. Z. 1874, p. 393. Canada.

- **bivittatus* Loew, Centur. VII, 57 (compare also Loew, Berl. Ent. Z. 1874, p. 370, note). California.

PSILOCURUS.

Loew, Berl. Ent. Z. 1874, p. 373, note.

- **nudiusculus* Loew, Berl. Ent. Z. 1874, p. 370. Texas.

STICHOPOGON.

Loew, Linn. Entom. II, p. 500; 1847.

- **argenteus* Say, J. Ac. Phil. III, p. 51, 4 (*Dasygogon*); Wiedemann, Auss. Zw. I, p. 409, 69 (*id.*); Walker, List, etc., II, p. 354, and VI, p. 425. United States (not rare on sea-beaches).
 **trifasciatus* Say, J. Ac. Phil. III, p. 51, 3 (*Dasygogon*); Walker, List, etc., VI, p. 424. United States (common).
fasciventris Macquart, Dipt. Exot. 4e Suppl. p. 69, 75, Tab. VI, fig. 13 (*Dasygogon*) [Lw.]. Mexico.
Thereva plagiata Harris, Cat. Ins. Mass. Walker, List, etc., I, p. 223 (description given) [I saw Mr. Walker's original specimen in the Brit. Mus. O. S.].

candidus Macquart, Dipt. Exot. Suppl. 1, p. 67, 48 (*Dosypogon*); Bellardi, Saggio, etc., II, p. 78. Mexico.
glascens Walker, Trans. Ent. Soc. N. Ser. V, p. 277 [Bellardi].

N. B.—Bellardi, l. c. p. 79, besides this synonymy, mentions the opinion of Bigot, that *S. fasciventris* Macq. is only a variety of *S. candidus*, while Mr. Loew considers it a synonym of *S. trifasciatus*.

HOLCOCEPHALA.

Jaennicke, Neue Exot. Dipt. p. 51, 1867, proposes this name instead of *Discocephala* Macquart, Dipt. Exot. I, 2, p. 50, 1838, which is preoccupied. Loew adopts this change in Berl. Ent. Z. 1874, p. 377.

**abdominalis* Say, J. Ac. Phil. III, p. 50, 2 (*Dosypogon*). Wiedemann, Auss. Zw. I, p. 412, 75 (*id.*). Walker, List, etc., VI, p. 426. United States (not rare in damp situations).

rufiventris Macquart, Dipt. Exot. I, 2, 50, 1, Tab. IV, fig. 2. Carolina, Brazil.

aeta Walker, List, etc., II, p. 362 (*Dosypogon*).

laticeps v. d. Wulp, Tijdschr. v. Entom. 2 Ser. II, p. 137, Tab. III, p. 10-16 (*Dosypogon*). [Loew, Z. f. Ges. Naturw. Vol. XXXVI, p. 115].

**calva* Loew, Centur. X, 35. Texas.

affinis Bellardi, Saggio, etc., II, p. 86, Tab. I, p. 13. Mexico.

deltoides Bellardi, Saggio, etc., II, p. 85, Tab. I, fig. 12. Mexico.

divisa Walker, Trans. Ent. Soc. N. Ser. V, p. 279. Mexico.

interlineata Walker, l. c. p. 279. Mexico.

longipennis Bellardi, Saggio, etc., II, p. 86, Tab. I, fig. 14. Mexico.

minuta Bellardi, l. c. p. 83. Mexico.

nitida Wiedemann, Auss. Zw. II, p. 603. Walker, List, etc., VI, p. 503 (*Dosypogon*); Bellardi, l. c. p. 84. Mexico.

DIVISION B.—Front tibiae with a spur on the tip.

NICOYLES.

Jaennicke, Neue Exot. Dipt. p. 47, 1867; *Pygostolus* Loew, Centur. VII, 28; this name as preoccupied, is given up by Loew, Centur. X, 24, Nota.

**argentifer* Loew, Centur. VII, 28. District Columbia.

**pictus* Loew, Centur. VII, 30. District Columbia.

Amastris Walker, List, etc., II, p. 362 (*Discocephala*). Georgia. [Walker describes a female.]

***pollitus** *Say*, J. Acad. Phil. III, p. 52, 5 (*Dasygogon*); *Wiedemann*, *Auss. Zw.* 1, p. 405, 63. *Walker*, *List, etc.*, VI, p. 421. Pennsylvania, Maryland (Say), Massachusetts (O. S.).

***aemulator** *Loew*, *Centur. X*, 25. California.

***dives** *Loew*, *Centur. VII*, 29. California.

analis *Jaenicke*, *Neue Exot. Dipt.* p. 47, Tab. I, fig. 13. Mexico.

BLACODES.

Loew, *Berl. Ent. Z.* 1874, p. 377; *Blaz*, *Centur. X*, 24, 1872.

***bellus** *Loew*, *Centur. X*, 24. Texas.

TARACTICUS.

Loew, *Centur. Vol. II*, p. 240, Nota.

***octopunctatus** *Say*, J. Acad. Phil. III, p. 49 (*Dioctria*); *Wiedemann*, *Auss. Zw. I*, p. 365 (*id.*). *Walker*, *List, etc.*, VI, p. 387 (*id.*). North America.

[The occurrence of *Dasygogon teutonius* Linné, in North America, seems to me very improbable, although *Macquart*, *Dipt. Exot. 4e Suppl.* p. 64, mentions it as received from Florida. Hitherto not a single *Asilida*, common to Europe and North America, has been recorded with certainty.]

DIOGMITES.

Loew, *Centur. VII*, 36, 1866.

***angustipennis** *Loew*, *Centur. VII*, 41. Kansas; Matamoras, Mexico.

***discolor** *Loew*, *Centur. VII*, 37. Pennsylvania.

? *rufescens* *Macquart*, *Hist. Natur. Dipt. I*, 295, 8. *Walker*, *List, etc.*, VI, p. 426 (*Dasygogon*). Philadelphia.

[This synonymy rests on the assumption that *Macquart* overlooked the presence of the spurs on the front tibiae.]

***Herennius** *Walker*, *List, etc.*, II, p. 339 (*Dasygogon*). Cincinnati.

***hypomelas** *Loew*, *Centur. VII*, 42. New Mexico.

***misellus** *Loew*, *Centur. VII*, 39. District Columbia.

***platypterus** *Loew*, *Centur. VII*, 36. Illinois.

***symmachus** *Loew*, *Centur. X*, 26. Texas.

***umbrinus** *Loew*, Centur. VII, 43. New York, Massachusetts, Illinois.
 ?**basalis** *Walker*, Dipt. Saunders. p. 95 (*Dasygogon*). United States.

***annulatus** *Bigot*, R. de la Sagra, etc., p. 789, Tab. XX, fig. 3 (*Senobasis*). Cuba.
secabilis *Walker*, Trans. Ent. Soc. N. Ser. V, p. 276 (*Dasygogon*); *Bellardi*,
Saggio, etc., II, p. 63, Tab. I, fig. 4 (*Saropogon*?) [Lw.]. Mexico.
auricinctus *Schiner*, Verh. Zool. Bot. Ver. 1866, p. 371 (*Senobasis*). Suri-
 nam [Lw.].

[This species does not belong to *Senobasis* *Macq.* from which it differs in the structure of the antennae and of the hypopygium. It may be placed provisionally in the genus *Diogmites*, however, as a separate section.—Lw.]

affinis *Bellardi*, *Saggio*, etc., II, p. 73 (*Saropogon*). Mexico.

bicolor *Jaennicke*, Neue Ex. Dipt. p. 49 (*Saropogon*). Panama.

Bigotii *Bellardi*, *Saggio*, etc., II, p. 70 (*Saropogon*). Mexico.

***bilineatus** *Loew*, Centur. VII, 40. Cuba.

brunneus *Fabricius*, Mant. Ins. II, 359, 20 (*Asilus*); Entomol. System. IV, 382,
 28 (*id.*); Syst. Antl. p. 185, 9 (*Dasygogon*). *Wiedemann*, Dipt. Exot. I, p.
 219, 9 (*id.*). *Auss. Zw.* I, p. 382 (*id.*). *Macquart*, Dipt. Exot. I, 2, p. 34, 4
 (*id.*). *Walker*, List, etc., VI, p. 421; *Bellardi*, *Saggio*, etc., II, p. 67 (*Saro-*
pogon). Cayenne (*Fab.*); Mexico (*Bellardi*); Philadelphia (*Macq.*).

[*Macquart's* synonymy is not to be relied on, as he evidently mixed up several species of *Diogmites*.]

Craverii *Bellardi*, *Saggio*, etc., II, p. 68 (*Saropogon*). Mexico.

Cuantlensis *Bellardi*, *Saggio*, etc., II, p. 67 (*Saropogon*). Mexico.

dubius *Bellardi*, l. c. p. 74 (*Saropogon*). Mexico.

goniostigma *Bellardi*, *Saggio*, etc., II, p. 65, Tab. I, fig. 6 (*Saropogon*) Mexico.

Jalapensis *Bellardi*, *Saggio*, etc., II, p. 65, Tab. I, fig. 5 (*Saropogon*). Mexico.

nigripes *Bellardi*, *Saggio*, etc., II, p. 75 (*Saropogon*). Mexico.

nigripennis *Macquart*, Dipt. Exot. 2e Suppl. 34, 55, Tab. I, fig. 6 (*Dasygogon*).
Walker, List, etc., VI, p. 428 (*id.*); *Bellardi*, *Saggio*, etc., II, p. 75 (*Saro-*
pogon). Mexico.

pseudojalapensis *Bellardi*, *Saggio*, etc., App. p. 25 (*Dasygogon*). Mexico.

rubescens *Bellardi*, *Saggio*, etc., II, p. 71 (*Saropogon*). Mexico.

Sallei *Bellardi*, *Saggio*, etc., II, p. 70 (*Saropogon*). Mexico.

***ternatus** *Loew*, Centur. VII, 38. Cuba.

tricolor *Bellardi*, l. c. p. 72 (*Saropogon*). Mexico.

[Probably *Diogmites*, but not certain. Lw.]

virescens *Bellardi*, l. c. p. 72 (*Saropogon*). Mexico.

* * *

Duillius *Walker*, List, etc., II, p. 340 (*Dasygogon*). Honduras.

[The description seems to betray a *Diogmites*, nevertheless certain statements render this interpretation doubtful; hence the isolated position given to this species.—Lw.]

SAROPOGON.

Loew, Linn. Entom. II, p. 439, 1847

**industus* *Loew*, Berl. Ent. Z. 1874, p. 375. Texas.

**combustus* *Loew*, l. c. p. 374. Texas.

LASTAURUS.

Loew, Bem. üb. d. Fam. d. Asiliden, Berlin, 1851, p. 11.

anthracinus *Loew*, Bem. üb. d. Fam. d. Asiliden, p. 12. Mexico.

[Schiner (Verh. Z. B. Ges. 1867, p. 373), identifies this species with *Dasypogon lugubris* Macq. Dipt. Exot. Suppl. 1, p. 64, from Surinam; whether correctly or not, the insufficiency of my materials does not enable me to decide.—Lw.]

OBSERVATION.—*Dasyp. sexfasciatus* Say, of the old Catalogue, belongs to the genus *Laphystia* (Laphrina).

The following species I do not know and cannot refer them to the new genera formed at the expense of *Dasypogon* in Meigen's and Wiedemann's sense.

Dasypogon albiceps *Macquart*, Dipt. Exot. 1er Suppl. p. 69, 51. Walker, List, etc., VI, p. 426. Texas.

May this not be a *Laphrina* like *D. sexfasciatus*, to which Macquart compares it?

tristis *Walker*, Dipt. Saund. p. 93. United States.

The description reminds one of *Dizonias*.

californiae *Walker*, List, etc., II, p. 322. California.

angustus *Macquart*, Dipt. Exot. 3e Suppl. p. 20, 59, Tab. I, fig. 11. Walker, List, etc., VI, p. 429. San Domingo.

cepphicus *Say*, Journ. Ac. Phil. VI, p. 158. Mexico.

mexicanus *Macquart*, Dipt. Exot. 1er Suppl. p. 68, 49. Walker, List, etc., VI, p. 428. Mexico.

nigritarsis *Macquart*, Dipt. Exot. 1er Suppl. p. 68, 50. Walker, List, etc., VI, p. 428. Mexico.

parvus *Bigot*, R. d. la Sagra, etc., p. 789, Tab. 20, fig. 2. Cuba.

APPENDIX.

Mydas audax n. sp.

♂.—Black, second abdominal segment red *on the dorsal as well as on the ventral side*; head, thorax and first abdominal segment with whitish hairs. *Length*, 23 mm. *Wing*, 18 mm.

Very like *M. clavatus* in its coloring, but easily distinguished by its smaller size, comparatively broader head, more cylindrical shape of the abdomen, by the red color of the second segment, which does *not* encroach anteriorly, on both sides, upon the first segment (as it does in *M. clavatus*), which exists on the ventral as well as on the dorsal side of the segment, and which is *not* interrupted on the dorsal side by a more or less distinct black spot; finally, by the whitish pubescence on the head, the thorax and the first abdominal segment. Head black, broader than the thorax, clothed with soft, white hairs, mixed with black ones; the white hair is especially apparent on the vertex and the sides of the front, also as a small tuft on each side under the antennae, near the orbit of the eye, and as a border round the clypeus. Thorax black, opaque; the dorsum clothed with white hairs, forming four longitudinal bands, especially visible from a side view. First segment of the abdomen black, opaque, clothed with long, soft, erect white hair, which reaches down to the hind coxae; second segment shining, yellowish red, the remainder of the abdomen black, moderately shining. Venter black, except the second segment, which is yellowish red. Halteres and feet black, pulvilli brownish (of a darker color than in *M. clavatus*). Wings strongly tinged with brown, and with a slight purplish reflection. Venation like that of *M. clavatus*.

Belongs to Gerstaecker's first tribe, that is it has spurs at the tip of the tibiae and the small cross-vein on the posterior border of the wing.

A single male discovered in the environs of Mammoth Cave in Kentucky, by Mr. F. G. Sanborn, in June, 1874.

Mydas carbonifer n. sp.

♀.—Altogether black, thorax opaque, abdomen shining, wings brown. *Length*, 22 mm. *Wing*, 18 mm.

Black, front and epistoma shining, beset with black hair; antennae black, the expanded portion of the third joint brownish, and beset with a fine grayish pollen. Thorax opaque above, showing two velvety black longitudinal lines. Abdomen black, shining, except the first joint, which is opaque. Feet black; ungues reddish, with black tips; hind tibiae beset with strong spines, except toward their base; terminal spur strong. Halteres black; wings dark brown,

with a violet reflection; the brown somewhat fainter in the center of several cells, and along the posterior margin. Small cross-vein on posterior margin present.

Habitat, Norton's Landing, Cayuga Lake, N. Y. A single female taken in July by Mr. J. H. Comstock. This species seems not unlike *M. crassipes* Westw. in coloring, but is much smaller, has much darker wings, an opaque (and not shining) thorax, etc. (I never saw Westwood's species.)

***Mydas chrysostomus* n. sp.**

♂.—Black, face with a tuft of golden hair, abdominal segments 2, 3, 4 with red margins posteriorly, legs black, wings tinged with brown. *Length*, 25–30 mm. *Wing*, 21 mm.

Black; the incrassated portion of third antennal joint dull reddish, except the tip, which is blackish. Face with a tuft of golden yellow hair. Thorax of a smoky black, opaque above. Abdomen black, shining, except the first segment, which is opaque; a narrow band on the posterior margins of the 2d, 3d and 4th segments rufous, edged with yellow along the margin; on the 4th segment this band is much narrower and somewhat indistinct in the middle. Feet black; hind tibiae with a strong spur; hind femora with two rows of short, but strong spines on the underside; unguis dull reddish, tipped with black. Halteres black. Wings strongly tinged with brown, although less so than in *M. clavatus*. Small cross-vein on posterior margin present.

Habitat, Dallas, Northern Texas. A single male collected by Mr. Boll. This species seems to have many characters in common with *M. fulvifrons* Illig. but it differs in the coloring of the abdomen.

XIII. Description of a New Species of *Calocampa*

BY J. A. LINTNER.

[*Read before this Society, Oct. 16, 1874.*]

Calocampa nupera, n. sp.

Palpi brown, fuscous beneath. Collar sinuated, pale ochraceous, traversed by a whitish line, and separated from the dark brown thorax by a fuscous stripe. Abdomen flattened, pale brown, with a tuft on first segment, of a darker brown than the thorax. Anterior wings whitish on the disc, tinged with brown; costal margin dark brown; internal margin and nervular interspaces lined with reddish (vandyke) brown, the latter cut by the dentated pale marginal band. Anterior transverse band whitish, obsolete above, but well marked below the median nervure in two acute dentations, the upper one of which bisects a blackish basilar line in cell *1b* reaching to below the reniform, and is bordered below by a similar line not extending quite so far outwardly; on the internal margin at the base, two short fuscous lines; a distinct fuscous line running from the reniform to the subterminal, between veins 4 and 5. Posterior transverse band indicated only by a black dot on each vein. Reniform large, oblong, constricted centrally, black bordered, subobsolete superiorly, with an inner ring of similar form, broadly bordered before, behind and beneath with brown, resembling that of *vetusta*. Orbicular inconspicuous, pyriform, outlined by a few blackish scales, and including a central spot of blackish scales. Nervules marked with brown scales. Posterior wings brownish-gray somewhat paler basally, with brown marginal scales between the veins, more prominent towards the apex. Beneath, thorax of a lighter brown than above; abdomen with blackish hairs; discal spot of posterior wings large, conspicuous, bisected by the pale, cross-vein, as in *vetusta*; the median band more dentate than in *vetusta* and about equal to *exolata*.

Expanse, 2.50 inches. 2 ♂ s, 1 ♀. *Habitat*, Albany and Schoharie, N. Y., April 20th and June 1st.

This species has, very strangely, been confounded with the *vetusta* of Europe, to which it bears very little resemblance. It differs markedly from that species in the presence of its conspicu-

ous basilar rays, in the longer and better defined line in cell 4, and in the absence of the ferruginous shade over the interno-basilar portion of the wing. It is larger than *vetusta*, given by Guenée at 56 m. m. expanse, but in an example before me, from the collection of Mr. O. Meske, measuring only 1.90 in. (47 m. m.). A ♂ and ♀ example of the European *exoleta*, also of the collection of Mr. Meske, measure respectively 2.50 in. and 2 in.,—the ♀ being abnormally small.

Cal. nupera is represented in fig. 15 of a photographic plate of "Noctuidae, No. 2. Collection of J. A. Lintner," which has been distributed to a limited extent. It is also figured in No 24 of plate 82 of Glover's Lepidoptera, representing examples from the "collection of W. Saunders, London, C. W.," as *vetusta* (Glover MS.). It is inferentially the species recorded in the Grote List, p. 27, as *vetusta* of Europe and America, and the one cited by the same author in the Sixth Ann. Rep. Peab. Inst., p. 22. It may also be presumed to be the *vetusta* of the Morris Catalogue, published in 1860, the source, perhaps, of the subsequent erroneous determinations.

XIV. On the Species of *Calocampa*

BY H. K. MORRISON, CAMBRIDGE, MASS.

[Read before this Society, Oct. 16, 1874.]

RECENTLY, in comparing our species of this genus with their European analogues, we were surprised to find that the form which authors had considered identical with the European *vetusta* was, in fact, quite different from it. More extended collections, and examination of material, also brought to light another intermediate American species, between *vetusta* and *exoleta*, and which can stand as our representative of the latter. Specimens of *solidaginis* from both countries were likewise compared, and differences were found, apparently sufficient to authorize a specific separation.

It will perhaps seem to many, that the cause of the constant diminution, one by one, of the species which have been thought common to the two continents, is to be found rather in the desire of the specialist to father new names than in the discovery of sufficient and constant differentiating characters. But in most of the recent separations, as *Acronycta occidentalis* from *psi*, *Cucullia intermedia* from *umbratica*, and *Mamestra atlantica* from *W-latinum*, the differing characters are so invariable that if the species lived side by side they would be considered distinct. This is the only true test; and in this paper the author has endeavored to apply it.

CALOCAMPA, Steph.*Vetusta* Hubner. *Hub.*, Europe.*Nupera* Lintner.*

This species fills with us the place of *vetusta*, and closely resembles it. A comparative description is therefore only necessary:

* Since this paper was written I have learned that Mr. J. A. Lintner has come to the same conclusion in respect to *Cal. vetusta* and its American analogue as myself. I am indebted to Mr. Grote for the opportunity of examining one of Mr. Lintner's typical specimens.

Anterior wings colored as in *vetusta*, except that the cinereous costal basal shade is clearly defined below and not mixed with brown; it is also confined to the space before the reniform, and does not extend beyond it, as in *vetusta*. At the base, beneath the median nervure, there is a thick, slightly curved, deep black longitudinal dash, tapered at each end. Beyond, and limiting the basal cinereous shade, are two similar clear black dashes, the lowest nearest to the base, and bearing above it a clear cinereous spot connected with the basal shade. The upper dash commences above the middle and extends beyond the lower. Both are bifurcate outwardly. Beneath these dashes the shade along the inner margin, which in *vetusta* is generally overspread with dark brown or blackish, is in *nupera* bright red. The reniform, and the black dash following it, present as in *vetusta*. Beneath the costa and the terminal space of the anteriors are red, and the posterior wings are suffused with the same color, in this differing from the pale, more ochery, colors of *vetusta*.

Hab., Cambridge, Mass., and other localities in the Eastern and Middle States. Found in the autumn and early spring.

***Curvimaecula* (nov. sp.).**

Expanse, 50 m. m. *Length of body*, 20 m. m.

Collar cut out and produced in front; yellowish, with a faint reddish terminal line. Thorax uniform light red; the abdomen also reddish, conical. Anterior wings with a distinct black basal dash limiting below the usual costal cinereous shade, which extends to the orbicular, and contains an elongated annulate brown spot, followed by a short dash and crescent of the same color. Below the basal dash a broad dull greenish brown shade extends over the whole inferior portion of the wings to the subterminal line. The submedian nervure blackish and beneath it a short black line. The orbicular spot is small, closely approaching the reniform. Between the two spots the median shade, which is no where else apparent, shows itself as a short black line. The former spot is blue black, with a double black annulus, which is open above. The reniform is rounded, inwardly defined, but otherwise consisting only of two subtriangular reddish spots, united at their bases. The upper spot is the darker of the two. In the median space the costa is shaded with black and brown. Beyond the spots a clear yellow shade extends to the exterior margin and along, obliterating all markings. The terminal space is also yellowish, mingled with brown. The subterminal line is preceded by dark shades, which contrast with both terminal and subterminal spaces. These shades become less distinct as they near the inner margin, and culminate above in a black dash, bordering the yellow shade. Posterior wings uniform, fuscous, with the line and discal dot very faint. Fringes light. Beneath as in *nupera*, but the fringe is white instead of dark.

Hab., Cambridge, Mass., April 15 to May 2.

The peculiar shape of the reniform and the conical abdomen, as well as its smaller size, will at once distinguish this species from the three allied to it.

Exoleta *Linn. Hab.*, Europe.

Ruta *Ev. Hab.*, Russia.

Solidaginis *H. Hab.*, Europe.

Germana (*nov. sp.*).

Habitus and markings of *solidaginis*, but differing in the following respects:

Base of the antennae concolorous instead of white. Legs, breast and collar colored with brown. Costa on the median and subterminal spaces distinctly tinged with brown. The orbicular spot geminate, consisting of two equal, concolorous white wings. The reniform very distinct, rounded, outwardly excavated with a central white curved spot, surrounded by a dark shade—the whole enclosed within a clear fine white annulus. The median lines are nearly obsolete. The exterior line only evident opposite to the reniform; there it forms long, acute teeth on the nervules. The median shade consolidated into one broad, black, even, outwardly curved band, and not diffused throughout the median space as in *solidaginis*. Subterminal line and the two preceding dashes as in the allied species. Posterior wings uniform, dark fuscous, without median line; beneath whitish, also without line, but with a strong discal dot.

Hab., Adirondack Mountains. (Mr. Bowditch.) The strongest distinctive characters of our form are found in the shape of the reniform, and in the different shape and importance of the median lines.

XV. On allied Species of Noctuidae inhabiting Europe and North America

BY AUG. R. GROTE.

[Read before this Society, October 21, 1874.]

On page 22 of the Annual Report of the Trustees of the Peabody Academy of Science for the year 1873, I presented in a tabular form the species of Noctuidae regarded as common to Europe and North America, as well as those species nearly related, but which could be separated by character warranting distinctional designation. Subsequent investigations have added to and corrected the tables then prepared, and I here offer the results of late scientific enquiry on the subject.

1. Species believed to be common to Europe and North America, exclusive of Labrador or circumpolar forms.

EUROPE.	AMERICA.
<i>Agrotis baja</i> (S. V.).	id. <i>Grote</i> , List n. a. Noct. p. 9.
<i>e-nigrum</i> (Linn.).	id. <i>Guen.</i> , Noct. 1, p. 328.
<i>pecta</i> (Linn.).	id. <i>Guen.</i> , Noct. 1, p. 326.
<i>fennica</i> (Tausch.).	id. <i>Guen.</i> , Noct. 1, p. 270.
<i>conflua</i> (Treits.).	id. <i>Grote</i> , 6th Ann. Rep. Peab. Ac. Sci., p. 29.
<i>rubi</i> (Viewig).	id. <i>Grote</i> , Trans. Am. Ent. Soc.
<i>saucia</i> Hüb. n.	<i>Agrotis inermis</i> Harris.
<i>segetum</i> (S. V.).	<i>Agrotis texanus</i> Grote.
<i>suffusa</i> (S. V.).	<i>Agrotis telifera</i> Harris.
<i>Eurois oeculta</i> Hüb. n.	id. <i>Grote</i> , Can. Ent. 6, p. 13.
<i>herbida</i> (S. V.).	id. <i>Guen.</i> , Noct. 2, p. 5.
<i>Mamestra grandis</i> (Boisd.).	This appears to be an American species extending to Northern Europe.

EUROPE.

- Hadena arctica* *Boisd.*
rurea (*Fabr.*).
Dipterygia pinastri (*Linn.*).
Euplexia lueipara (*Linn.*).
Heliophila pallens (*Linn.*).
Pyrophila tragopoginis (*Linn.*).
Taeniocampa incerta (*Hufn.*).
Xanthia gilvago (*S. F.*).
Scoliopteryx libatrix (*Linn.*).
Plusia bractea (*S. F.*).
gamma (*Linn.*).
ni (*Hüb.*).
 **Hoehenwarthi* (*Hoch.*).
devergens (*Hüb.*).
Anarta melanopa (*Thun.*).
Anarta myrtilli (*L.*).
Anarta cordigera (*Thun.*).
Heliiothis armigera (*Hüb.*).
Euclidia cuspidea (*Hüb.*).

AMERICA.

- Hadena amputatrix* *Fitch.*
 id. *Walk.*, C. B. M. Noct. p. 171.
 id. *Grote*, Proc. Ent. Soc. Phil.,
 1, p. 218.
 id. *Guen.*, Noct. 2, p. 68.
 id. *Guen.*, Noct. 1, p. 93.
Agrotis repressus *Grote.*
Taeniocampa alia *Guen.*
 id. *Grote*, Proc. Ent. Soc. Phil.
 3, p. 95.
 id. *Walk.*, C. B. M. Noct., p.
 1011.
 id. *Grote*, List Noct. n. a. p. 30.
 id. *Grote*, Can. Ent. 6, p. 16.
Plusia brassicae *Riley.*
 id. *Mösch.*, W. E. M., 4 S. 370.
 id. *Mösch.*, Stett. Ent. Zeit.
Anarta nigrolunata *Pack.*
Anarta acadensis *Bethune.*
Anarta luteola *G & R.*
Heliiothis umbrosus *Grote.*
 id. *Guen.*, Noct. 3, p. 292.

The following species alluded to in the List of the Noctuidae of North America, 1874, as common to the two continents need verification by comparison: *Agrotis augur*, *Agrotis lycarum*, *Mamestra brassicae*, *Mamestra chenopodii*, *Naenia typica*, *Agrotis exclamationis*, *Nonagria typhae*. Of these species I have American specimens of only the first four, and their identification may be erroneous. Of the others I have seen no American specimens that could be considered to belong to the species.

*I have recently received this species from Alaska through the kindness of Mr. Behrens, under the number 46. This is a different species from *P. ignea Grote* (= *alticola Walk.?*) collected by Mr. Mead in Colorado Territory.

2. *The following are closely allied forms which can be separated by appreciable differences, and are therefore entitled to a distinct name. They appear to be the so-called "analogues" of one another in the two continents, while there is a difference in degree of approximation between them.*

EUROPE.

Acronycta psi (Linn.).
Acronycta alni (Linn.).
Agrotis triangulum (Hufn.).
Mamestra W-latinum (Hufn.).
Hyppa rectilinea (Esper).
Pyrophila pyramidea (L.).
Calymnia trapezina (L.).
Calocampa vetusta (Hüb.).
Lithomia solidaginis Hüb.
Lithophane socia (Hufn.).
Plusia festucae (L.).
Catocala Elocata (L.).

AMERICA.

Acronycta occidentalis G. & R.
Acronycta funeralis G. & R.
Agrotis Normanianus Grote.
Mamestra atlantica Grote.
Hyppa xylinoides Guen.
Pyrophila pyramidoides (Guen.).
Calymnia orina (Guen.).
Calocampa nupera Lintn.
Lithomia germana (Morr.).
Lithophane petulca Grote.
Plusia contexta Grote.
Catocala Walshii Edw.

To this list might be added *Cucullia intermedia* Speyer, on account of the probability that it is the species regarded as *umbatica* by Guenée. But a close study of the specific character in the genus shows that the resemblance is not close, and perhaps, as in the case of *Catocala fraxini*, Guenée may have had a specimen before him with an erroneous habitat. Mr. Riley's statement that *X. cinerea* Riley is the "analogue" of the European *conformis* seems to me quite incorrect, and the species are not included in the foregoing table.

I have received, however, from Mr. Roland Thaxter, Newtonville, Mass., a specimen of an undescribed American *Lithophane* which quite nearly resembles the European *conformis*, with which I have been able to compare it, while differing in the details of the ornamentation of the primaries. I dedicate the species to its discoverer who has requested me to describe it.

Lithophane Thaxteri n. s.

♂.—Of a delicate lilac gray, the reniform shaded with ruddy. The costa at base, above the distinct basal dash, somewhat whitish. The transverse lines are tolerably distinct. The t. a. line is well removed outwardly, pale with a narrow external black edging, waved, distinctly notched on vein 1, its upper portion fused with the edging of the large orbicular. In its course the line is more outwardly oblique than in *conformis*, and further removed from the base of the wing. There is no claviform spot (evident in *conformis*), the black submedian dash running from the t. a. line itself across the median space to the t. p. line. The posterior half of the median space is darker than the basal portion limited by the median shade, much as in *conformis*. The reniform is smaller than in *conformis*, differently shaped, being excavated inwardly as well as outwardly, distinctly black edged inferiorly. The t. p. line is more distinct than in *conformis*, indicated by pale denticulations, of which one is quite noticeable where the line receives the submedian dash. The subterminal line is shaded with blackish outwardly, quite distinct and with a determinate inflection opposite the cell, not nearly so apparent in *conformis*. An oblique blackish shade above the internal angle below which the wing is whitish. The s. t. line in *conformis* is brown and more or less dotted, not shaded so distinctly with whitish anteriorly, our species approaching *Zinckenii* in the contrast of shading. Hind wings fuscous with pale fringes. Beneath rosy fuscous with obliterate faded traces of the usual markings. Thorax like the fore wings, dark at the sides. Abdomen carinated, with very minute dorsal tuftings, fuscous, rosy at the sides.

Expanse, 40 m. m. May 10th, 1874.

Our species seems in a measure intermediate between *conformis* and *Zinckenii*. I cannot consider it the American representative of either species, since it differs quite markedly on close examination, while on the whole, perhaps, nearer to *conformis*. *Thaxteri* resembles *Zinckenii* in the sharpness of the lines, the tone is, however, less cold and the suffusion of the reniform reminds us of *conformis*. The dorsal abdominal tufts are very inconspicuous, but I think are present; it would thus agree with *conformis*, which Lederer places in his first group. In my arrangement it would fall into the subgenus *Graptolitha*, my first group including only *socia* and *semibrunnea* among the European species.*

Dicopis Thaxterianus n. s.

♂.—The tibial claw is present, and the testaceous antennae are bipectinate, somewhat less heavily so than in *D. muralis*. The colors are mainly those of

* I have received also from Mr. Thaxter a new *Dicopis* from the same locality, which I here describe.

D. muralis, but the fore wings are more uniformly fuscous to the subterminal line, and then the terminal space contrasts by its frosty, grayish white. Fringes distinctly chequered, fuscous and white, with the terminal line nearly obsolete, not resolved into black dots as in *D. muralis*. Ordinary spots, ill defined, whitish, the reniform inwardly sharply margined with black, smaller than in *D. muralis*; orbicular rounded, black edged. Claviform quite small, concolorous, black edged, removed from the orbicular, hence very different from that of *D. muralis*. A fine basal black ray. *No black streak above internal angle, and no black shading across the median space opposite the claviform.* The median lines are distinctly marked with black, in general shape resembling those of *D. muralis*, but differing in slight details. The primaries are more pointed than in *D. muralis*, narrower and with the exterior margin more oblique, straighter and a little depressed before internal angle. Hind wings smaller, pale, fuscous with traces of a double line on the veins, and with the faint terminal line not broken into points. Beneath much as in *D. muralis*; on the hind wings the discal mark is larger and tends to fuse with the median line, the latter exerted at this place so that a fuscous O may be more or less completely outlined by the line and the discal lunate mark. Thorax hoary gray, the tegulae black lined.

Expanse, 35 m. m. Taken April 8th, 1874.

3. *The following species need comparison; they have been distinguished by name, but are, perhaps, undistinguishable by character.*

EUROPE.	AMERICA.
Heliothis dipsacea (L.).	Heliothis phlogophagus G. & R.
Scopelosoma satellitia (L.).	Scopelosoma sidus Guen.

For a specimen of the European *Lithophane socia* (Hufn.), I am indebted to the courtesy of Mr. Lintner, and I have received my type of *Xylophasia vulgaris* G. & R., from Philadelphia, and have a second specimen from New York in the collection. A comparison shows me that I have been totally wrong in considering them synonymous. They are not even congeneric, and the entire reference in the List, p. 26, lines 22-24 must be struck out. *X. vulgaris* has a conical, tufted abdomen, and the shape of the broader wings is as in *Hadena*, rounded to the apices. The species is allied to *H. cariosa* (Guen.), and must be interpolated on page 15 of the "List" after that species as follows:

vulgaris (G. & R.), Proc. Ent. Soc. Phil., 6, p. 18 (*Xylophasia*), Pl. 3, fig. 2;
Grote Bul. Buf. Soc. Nat. Sci. 1, p. 110 (*Hudena*).

From the specimen of *socia* it seems to me probable that *L. petulca* Grote, may have been described as an American variety by Guenée; I rely on the contiguity of the median lines on the submedian fold in our species to separate them specifically. Both species seem to be variable to a great extent in color and distinctness of ornamentation; it would, however, be incorrect with our present knowledge to draw further absolute comparisons, while I regard the character above given a very strong one. My single specimen of *socia* has a slightly deeper shading over the submedian portion of the fore wings something like that in *ferrealis* and *signosa*, and entirely unlike any specimens of *petulca* that I have yet seen in this respect.

NOTE.—As Messrs. Lintner and Morrison have recently shown before this Society, that the American species of *Calocampa* are distinct from the European, and as the determinations of Mr. Walker were accepted to the contrary in the "List," this latter must be corrected, and for the species cited on page 27 the following genera and species substituted:

* **CALOCAMPA** *Stephens* (1829).

Type: *Axylia vetusta* *Hübner*.

nupera *Lintn.*, Bul. Buf. Soc. N. S., 2, p. 188; *Morrison*, Bul. Buf. Soc. N. S., 2, p. 190.

curvamacula *Morr.*, Bul. Buf. Soc. N. Sci., 2, p. 191.

Canada: Eastern and Middle States.

* **LITHOMIA** *Hübner* (1816).

Type: *Lithomia solidaginis* *Hübner*.

germana (*Morr.*), Bul. Buf. Soc. N. Sci., 2 (*Calocampa*), p. 192.

New York.

I have received, since I prepared the "List of North American Noctuidae" for the press, Professor Zeller's second Paper on North American Moths. In this two species of Noctuidae are described and figured. They appear to me to necessitate two synonymical

references. The first must be added to *Erötyla apicella*, on page 37, line 24 of the List as follows:

Agrophila truncatula Zell., Verh. z.-b. Gesell., 1873, S. 3, T. 3, fig. 1.

The second to *Metoponia obtusa*, on page 37, line 35 of the List, as follows:

Metoponia obtusula Zell., Verh. z.-b. Gesell., 1873, S. 4, T. 3, fig. 2.

I have received the Transactions of the New York Agricultural Society for 1867, in which Dr. Fitch gives an account of the immature stages of *Rhodophora florida* *Guenée*, on pp. 900-904. Dr. Fitch also describes as new *Alaria volupia* from "the Indian Territory west of Arkansas," on page 907. I have distinguished the two genera in my List on the peculiarity of the armature of the fore tibiae of *florida* mentioned by *Guenée*, p. 171, Noct. 2, as also on the different cut of the wings. In the absence of any structural details it is impossible to refer Dr. Fitch's *volupia* with certainty, but, while I express the opinion with diffidence, not having seen Dr. Fitch's type, I believe that Dr. Fitch may have described *Oria sanguinea* *Geyer* under the new name.

In Wood's Index Entomologicus *Ophiusa crassiuscula*, Pl. 17, fig. 436, very probably represents *Drasteria crechtea* ♂, and should be added to the synonymy of that species in the "List," p. 38. It seems also that *Erastria apicosa*, Pl. 17, fig. 454 is the same as *Eustrotia nigrifula* (*Guenée*), of my "List." The former name is the oldest, so that the species will have to stand:

apicosa (*Haw.*) (*Phytometra*); *Steph.*, Haust. 3, p. 119 (*Erastria*); *Wood* In. Ent., 74, Pl. 17, fig. 464; *Erastria nigrifula* *Guen.*, Noct. 2, p. 229, Pl. 10, fig 7; *Miana undulifera* *Walk.*, C. B. M. Noct. p. 258.*

In an endeavor to account for the relations between the existing European and American Noctuidous faunae we shall have to consider first the species that may have been artificially introduced by commerce. I think that *Heliolithis armigera* may have to be included under this head; it seems to be rather a southern and eastern Euro-

* This article, to this point, was printed and issued October 21st, 1874, in a separate form, pp. 1-7.—*A. R. Grote.*

pean species. For the origin of other species we shall have to go backwards to the Pliocene and consider the identical species as belonging to a former Arctogaean fauna. The action of the steady increase of cold which characterized the gradual inauguration of the Ice Period would have been to drive the insects southward and mix the Arctogaean with the then existing "indigenous" southern species. The summers of the middle Glacial Epoch probably afforded no opportunity for the existence of Noctuidae throughout the Northern States. On the decline of the Glacial Epoch and with a steady increase of warmth (still continuing) the species would progress northward again. We may regard such a species as *Fidonia fimitaria* G. & R., found in Texas, as an outlying colony of *F. fasciolaria* forced southward and retained by local influences, and possibly having submitted to the modification which enables us at this day to separate the two forms. During the Pliocene the common ancestor of the two forms may have been different from either. During the Pliocene, Holocene and Recent Periods, we must consider such species as *Hadena arctica* to have preserved their identity, while many may have perished or submitted to modifications and these latter may be represented by the closely allied species of the two faunas. The Glacial Epoch may then supersede the "Atlantis" of those Entomologists who looked for a geographical connection in former times to account for the existence of identical or representative species on the two continents.*

* I append here the description of a new North American *Perigea*:

Perigea luxa n. s.

♂ ♀.—The male antennae are simple, pubescent beneath. Eyes naked, with lashes. Tibia unarmed. Abdomen carinated, with extremely minute tuftlets. The glossy fore wings are strongly widened outwardly, being narrow at base. The ornamentation is like that of *Perigea xanthioides*, but the color totally different and the size larger—blackish mixed with dirty ochery, giving the primary a mottled appearance. The lines are geminate, black, filled in with ochery, ill defined, waved or dentated. Claviform suffused with deep black, vague, subquadrate in outline. Orbicular ochery, moderate, ringed incompletely with black, with blackish center. Reniform very large, somewhat 8-shaped, being medially constricted, colored like the orbicular, with large internal black annulus. A series of white nervular points on the black subterminal space beyond the dentate ochery shaded t. p. line. Subterminal line uneven, outlined by a succeeding ochery shading. Fringes dotted with ochery at the extremity of the veins. Hind wings fuscous, a little paler at base, with pale, ochery-tinted fringes and without markings; beneath pale ochery, powdered with fuscous. Fore wings blackish except terminal space. Hind wings pale with double fuscous shade lines and discal mark. Head and thorax mixed ochereous and blackish; collar more ochery with black edging. Palpi as long as the front, ascending, with well developed closely scaled terminal joint.

Expanse, 32 m. m. New York (Mr. Meske); Alabama (Grote); Mass. (Mr. R. Thaxter).

XVI. On *Attacus* (*Samia*) *Columbia* and its Parasites

BY H. A. HAGEN, CAMBRIDGE, MASS.

[Read before this Society, December 15, 1874.]

THE new arrangement of our biological collection, drew my attention to the large New England *Attaci*, all but *Columbia* bred by myself, some of them even in very large numbers. The preparing of the objects for the collection, and the determination of the parasites bred by myself, or presented to the collection, was of course followed by a nearer study of the literature scattered in different papers.

Our stock of *Columbia* is, so far as I know, still unrivalled, containing all the types of Mr. S. I. Smith, the discoverer of the species, the types of his description as well as of his photographs. There are, of imagos, two males and one female, all Mr. Smith was able to raise, as the others were infested by an unusual number of parasites. One of the males, No. 548, of Mr. Smith's catalogue, is stated "to be developed from the pupa found upon a maple twig growing among *Rhodora Canadensis*; the cocoon apparently the same as this, and quite common on *Rhodora*." The cocoon with the same number, is still present in the collection. Nine similar cocoons all from the same collector, are still present; three are given to other collections. Besides these, twenty specimens of two species of parasites upon this species were sent. Some of these latter are still preserved in good condition, labelled by Dr. A. S. Packard, who described them in the original paper.

I was fortunate in being able to make the set more complete by opening all the cocoons, and searching carefully their contents. In two I found the caterpillar remains in tolerable condition; in one the pupa skin. The others were all filled with parasites, and I was able to take out both species described by Dr. Packard, in fragmentary condition, but sufficiently preserved for determination.

Besides this, I was able to ascertain the cocoons of both parasites, the inner soft cocoon for the smaller species, and one specimen of a third species not yet mentioned. It will be agreed that the set is now tolerably complete, nevertheless there are still gaps enough for further investigation, before all the interesting facts concerning these species, can be considered as finally settled.

After the original paper by Messrs. Smith and Packard, published ten years ago in the Proc. of the Boston N. H. S., I am not aware that *Columbia* is spoken of, except in a notice by Mr. W. Couper, of Montreal, and a detailed paper by Mr. G. J. Bowles, of Quebec, with a figure of the female, all in the Volumes I and III, of the Canadian Entomologist, and a notice by Mr. Chas. V. Riley, in his fourth Report.

Concerning first the imago, the question of the validity of *Columbia* as a distinct species, is answered in the affirmative by all the authors except Mr. Riley, who states it to belong to *Cecropia* (l. c., p. 111) in the words, "Cryptus *Samiae* and *Cr. Smithii* infest the *form* that has been described as *Samia Columbia*."

The question whether *Columbia* is a species or not, a question which I believe is not to be considered as settled, until an exhaustive knowledge of all stages by successive breeding is made, has occupied me during the present year at several times. If *Columbia* should happen not to be a distinct species, it must be either a variety of some other species, or a hybrid of two species.

With regard to the first hypothesis (adopted by Mr. Riley, if I understand aright his expression "form" as equivalent to "variety") I can only state that in the very large number of specimens of *Cecropia*, either bred by myself, or present in our and other collections, a number exceeding two hundred specimens, I never saw a variety agreeing with *Columbia*. One small and very dark colored male, also presented by Mr. Smith, from the same locality, I considered first to be an intermediate form, but on comparing carefully the details, I find it to be *Cecropia*, although a somewhat remarkable variety. The conclusion I would draw from my materials is, that *Columbia* cannot, at least until the contrary is proved by evidence, be considered as a variety or form of *Cecropia*. With regard to the second eventuality, a hybrid form, of course it is as yet merely a conjecture. Still, as I feel myself bound to frankly express my

opinion, I should say I believe it possible that *Columbia* may be a hybrid, perhaps of *Cecropia* and *Promethea*, and I will state what I believe to be in favor and disfavor of this conjecture. In favor would be the circumstance that it is very improbable that such a large species should occur so rarely, while the large number of Lepidopterologists eager to secure this treasure, operates against the idea that it was overlooked.

The conjecture that *Columbia* is a hybrid, would not be worth mentioning, if there did not exist similar cases recorded by the most prominent authorities. Of course I speak only of cases of hybrids as imagos or caterpillars, from which imagos, when bred, have been collected in the open fields. The facts just at hand (I have no doubt that more are published) record caterpillars of hybrids of *Saturnia Carpini* and *Spini*, found in Austria according to Lederer; caterpillars of *Sphinx Epilobii*, a hybrid of *S. Vespertilio*, and *Euphorbiae*, being found in France according to Rambur; in the same country are found also caterpillars of *Sph. vespertilioides*, the hybrid of *S. vespertilio* and *S. Hippophaes* according to Boisduval and Lederer.

The imago and caterpillars of *Sph. Phileuphorbiae*, hybrids of *Sph. Euphorbiae* and *Galii*, have been found near Berlin, in several specimens. Hybrids of *Zygaena Trifolii* and *Filipendulae* were found in the imago state in England, hybrids of *Colias Edusa* and *Hyale*, of *Lycaena Adonis* and *Alexis*, of *Hipparchia Arcania* and *Hero*, of *Coenonympha Pamphilus*, and *Iphis*, of *Vanessa Urticae* and *Atalanta* are recorded from different countries.

Artificially raised hybrids are recorded for *Smerinthus ocellatus* and *populi*, *Saturnia spini* and *Carpini*, *Saturnia spini* and *pyri*, *Platypteryx falcula* and *curvatula*, *Dicranura vinula* and *erminea*, *Zygaena filipendulae* and *minos*, while numerous facts observed in the Garden of Acclimatization in Paris by Guerin with *Attacus Cynthia* and *Arrindia*, and other species of silk-worms, undoubtedly prove the possibility of inter-breeding among certain species of the genus *Attacus*. Mr. Riley, Rep. III, 170, succeeded in obtaining eggs from *A. cynthia* ♂ and *Cecropia* ♀, and from *Cecropia* ♂ and *Polyphemus* ♀, but the eggs did not hatch.

Comparing the hybrids known between vertebrates, and some occur not rarely, and even regularly, we find them mostly recorded

between species reputed for their salacious habits, as between birds in the *Gallinae* and *Passeres*, between fishes in the *Cyprinoids*. Now every one will agree that the habit of the *Bombyces* is salacious in the highest degree.

There is perhaps another circumstance in favor of my conjecture. The hybrids of *Tetrao urogallus* and *tetrix*, known as *Tetrao intermedia*, occur notoriously always, when, by excessive hunting, the males of the first are killed in such a number, that the females are obliged to recur to the other species. Now it is not improbable that in times when some species of *Attacus* are extensively damaged by parasites—and I beg to remark that in the year Mr. Smith reared his specimens, all cocoons but three of *Columbia*, were most extensively attacked by parasites—the interbreeding would be much facilitated; I remarked also that, in the same year, Mr. Smith presented to the Museum a large lot of parasites bred from *Polyphemus*, and the year before of *Cecropia*, as proof that at least those species were largely infected.

The idea that new species may be formed by interbreeding is a very old one, even expressed by Fabricius in one of his first books, *Philosophia Entomologica*, by Gravenhorst in his celebrated work on *Ichneumons*, and by Westwood.

However it may eventuate, the conjecture that *Columbia* could be a hybrid species, seems to me at least worthy of consideration.

Concerning another new species, *Gloveri*, I cannot help thinking it to be identical with *Columbia*, to judge from the figure and description, as I have not seen the specimens. It is fair to state that Mr. Strecker, on seeing our specimens of *Columbia*, declared them to be different from his *Gloveri*.

Concerning the previous stages of *Columbia*, Mr. Bowles captured in August a full grown specimen, so closely resembling a *Cecropia* caterpillar in size and general appearance, that he did not take notes at the time, though on close examination he could not quite reconcile the color and arrangement of the tubercules with the description given by Morris. The principal difference was in the number of red warts, *Columbia* possessing more than the other species. The remains in our collection show the head, tail and the warts of the thoracical segments as in *Cecropia*. More is not to be seen. Another specimen has also the abdominal warts, but discon-

nected. The large chrysalis skin resembles *Cecropia*. The cocoon observed at Quebec by Mr. Couper, which from its likeness to that of *Cecropia*, he took to be that insect, produced in due time *Columbia*. This cocoon must have been different from all I have seen, which agree exactly with Mr. Smith's description. The cocoon of *Columbia* is much smaller and of more regular form; dark brown, approaching black in some places, with silvery spots; the inner and outer cocoon so closely woven together, except at the very top, as to be separated with difficulty.

It is fair to state and in disfavor of my above given opinion, that all the cocoons of *Columbia* are alike, and differ strongly from those from all other species, by the so-called silvery spots, and the dark blackish brown color of the cocoon. The silvery spots are produced by white silk woven around at certain intervals, but crowded together on the spots.

I draw attention to the fact that the cocoons of *Cecropia*, are themselves very variable in form and texture, and one presented by Mr. Smith from the same locality with *Columbia*, in certain ways approaches the cocoons of *Columbia*. The silk is the same, but less coarse and not silvery. I confess frankly that only the peculiar features of the cocoons support the opinion that *Columbia* is a different species.

Concerning the parasites of the large Attaci from New England, I know eight; one Dipteron, the *Ecorista leucaniae* var. *cecropiue* bred by Mr. Trouvelot from *Polyphemus*, by Mr. Riley from *Cecropia*; the others all Hymenoptera. The large *Ophion macrum*, has been bred from *Cecropia* by Mr. Riley and Mr. Altum, of Europe, from *Polyphemus* by Mr. Trouvelot, from *Promethea* by myself. In the museum collection I found cocoons, probably belonging to the southern species *splendidus*, also infected by the same *Ophion*.

Two species of *Cryptus* are, without doubt, the most common parasites, *C. nuncius* Say, and *C. Samiae* Packard; with the latter species *C. extrematis* Cress. is identical. The *C. nuncius* was bred from *Promethea* by Say, and in large numbers by myself; from *Polyphemus* in large numbers by Smith. The *C. Samiae* has been bred by Smith in large numbers from *Columbia*, and from *Cecropia* by Smith and Riley. The two species are very nearly related one

to the other. The differences are given in a detailed manner by Mr. Riley (4 Rep., p. 111) upon comparing numerous specimens in conjunction with Mr. Cresson. I was fortunate enough to be able to compare a considerable number of types, and I am largely indebted to Mr. S. I. Smith for most of them, and notes concerning Mr. Cresson's views. I believe Mr. Riley is right in supposing that Say inadvertently overlooked the white apical spot on abdomen of *C. nuncius*, and since the same happened to Dr. Packard in the description of his species, I should add that among the more than two hundred specimens bred by myself, all, both male and female, possess the white apical spot, though it varies in the male. I saw no male bred from *Promethea*, without a white spot, but there are recorded some found by Mr. Riley. The color of the tarsi I observed to be a little more variable than stated by Mr. Riley, having bred a male *C. nuncius* with all the joints of the tarsi black above, and some males and females with the first joint entirely blackish. The very apparent white color of the four anterior coxae of the male, and the short ovipositor of the female, are the most prominent characters.

It is an interesting fact, that between the large number of *Cr. nuncius* bred by Mr. Smith from *Polyphemus*, not one male possesses a white apical spot on the abdomen. I have thirty-six males and females before me, and am not able to find any other difference between them and the parasites from *Promethea*.

The other species, *Cr. extrematis*,* is described by Mr. Cresson (Sept. 1864, Proc. Ent. Soc. Philad., p. 304), and as *Cr. Samiae* by Dr. Packard (March, 1865, Proc. Bost. S. N. II., p. 346). The identity of both species, presumed by Mr. Riley (Rep. IV, p. 111), is now proved by numerous types before me. There were some difficulties to be overcome before I was able to be sure of my determination. That the male described as *C. extrematis* belongs to *C. nuncius* was recognized by Messrs. Cresson and Riley (Rep. IV, p. 110), but there were some discrepancies in Dr. Packard's description of *Cr. Samiae* pointed out by Mr. Riley, the misapplication of the terms "trochanters" for "coxae," and "coxae" for "trochanters," and the omission to mention the white apical spot of the abdomen of the female. As I have before me about twenty types of *C. Samiae*, together with the types with Dr. Packard's original label, all belonging to the

* The name *C. extrematis* is not admissible on account of its incorrect formation.

parasites bred by Mr. Smith, and besides them a larger number taken by myself out of the cocoons kindly forwarded by Mr. Smith and all types of Dr. Packard, there can be no doubt that I have before me the right *Cr. Samiae*.

All the specimens prove Mr. Riley's supposition correct, and that inadvertently the terms "coxae" and "trochanters" were misapplied. Farther, that the females seen by me have a conspicuous apical white spot. The Museum had sent, according to the wishes of Mr. Cresson, March 9, 1868, a lot of Ichneumonidae, and among them a large number of the specimens bred by Mr. Smith from *Cecropia*, *Polyphemus* and *Columbia*, and as these were returned named in Jan. 15, 1872, about the time of issue of Mr. Riley's Report on those parasites, I studied them carefully. There are twenty-six females and twenty-three males, all named *Cr. nuncius* by Mr. Cresson, but on comparing them, I found all females but two, even the label-bearing specimen, to be *Cr. extrematis*, and of the males eight *Cr. extrematis*, the others, including the label-bearing specimen, to be *Cr. nuncius*, but these all without the white apical spot of the abdomen, all being bred from *Polyphemus*. Of course there was some doubt if I knew at all the real *Cr. extrematis*, but I had seen a type sent by Mr. Smith, and named for him by Mr. Cresson in 1867, with the remark "*Cr. extrematis* Cresson is probably a variety of *Cr. nuncius* Say," and the note "that there had been no males of *Cr. extrematis* or females of *C. nuncius* in the collection sent for determination." Between a dozen specimens communicated by Mr. Smith to me, I find two males of *Cr. extrematis*, and two females of *Cr. nuncius*, removing my last doubts, and proving that Mr. Cresson had not been decided about the differences and limits of the two species.

There is also *Cr. extrematis*, identical with *Cr. Samiae*, parasite on *Cecropia* and *Columbia*, and *Cr. nuncius* parasite on *Promethea* and *Polyphemus*, for the latter species the males without the apical spot.

Of *Cr. Smithii* twenty-two specimens, male and female, are before me, two of them from Pennsylvania, all others bred by Mr. Smith. Of the specimens with certainty bred from *Columbia*, seven are before me, males and females, among them the types with the original labels of Dr. Packard. Fifteen specimens, including some of

those bred from *Columbia* have been labelled by Mr. Cresson "*Hemiteles compactus* Cresson." I do not find this species published; the *Pezomachus compactus* Cresson is a different species. I see among Mr. Smith's types the *Cr. Smithii* also labelled by Mr. Cresson as *Hemiteles*; of course the name *H. Smithii* is to be retained. All specimens agree with Dr. Packard's description, except that most of the males have only the apical third of the tibiae of the hind legs blackish, and only one two-thirds as stated in the description; I find some of *H. Smithii* in the infected cocoons. They are situated between the cocoons of *Cr. Samiae*, but in an oblique position at variance with the regularity of the cocoons of *Cr. Samiae*. The cocoons are similar to those of *Cr. Samiae*, but shorter, nine mill. long, and apparently woven with a softer silk. The dried nymph, or the dead imago, is enclosed in an elongated somewhat flask-shaped bag, made of white and very soft silk, always open at the smaller end. I never found such bags in the cocoons of *Cr. Samiae* or *Cr. nuncius*. I found in the cocoons always *H. Smithii*, only in small numbers compared with the other species.

Between these cocoons I took out of a similar but smaller one, a broken specimen of a third species. It is a female *Hemiteles*, perhaps *H. sessilis* (Naturalist Canad. VI, p. 334), or nearly related. In some characters it is similar to *Hem. conspicuus* Cresson, but as the specimen consists only of fragments, I cannot go farther in my determination. The dark transversal bands on the fore wings, and smaller size, separate it directly from the above mentioned species.

I should remark that I possess larvae of *Cr. Samiae*, *Cr. nuncius* and *H. Smithii*. Some of the two first contain, as I believe, eggs of a parasite; perhaps *Hemiteles* preys upon them.

Chalcis Mariae, found on *Polyphemus* and *Cecropia*, is the only known parasite on the *Attaci* with which I am unacquainted, while I have myself observed a small species of *Bracon*, parasitic on *Pro-methea*, and possess specimens of it in the larval as well as in the perfect state.

XVII. Supplement to the List of North American Noctuidae

BY AUG. R. GROTE.

[Read before this Society, January 8, 1875.]

SINCE the publication of the List of North American Noctuidae, I have published descriptions of several additional species, chiefly in a paper presented to the Academy of Natural Sciences, Nov. 3d, 1874, printed copies of which were distributed Dec. 15th, 1874. More than ten days later there appeared a paper by Mr. H. K. Morrison, from the proceedings of the Boston Society of Natural History, describing and indicating a number of new species, a few of which had been previously submitted to me, while at least one described by myself in the paper above referred to appears under a new name. The facts attending the publication of the two papers accord to my own the priority. For nearly a year I had been in constant correspondence with Mr. Morrison and a large number of specimens of his were sent to me from time to time in boxes through the mail for identification. I performed the work voluntarily, without benefit to myself, and I was fortunate in being able to save Mr. Morrison much labor and a certain number of synonyms by my opinions on his material. I am duly rewarded for my complaisance by petulant and unnecessary remarks in this paper of Mr. Morrison's. I am told for instance on page 154, that "*E. coccineifascia* and *E. rosaba* [*i. e. rosalba*] are "figured very poorly by Mr. Grote," whereas I never figured the species at all, the plate in question being executed by Mr. Herman Streeker for the American Entomological Society.

I am also taken to task for the shortness of my description of *Dianthoecia leucogramma*, which Mr. Morrison pretends to be unable to be "fully satisfied" about. The description will, I think, compare very favorably in length, with any of Mr. Morrison's of his

twenty-three new species of *Agrotis*, and I hope in clearness with any of Mr. Morrison's more lengthy compositions. I am happy in any case to notice the form of my descriptions of Noctuidae involuntarily commended by Mr. Morrison by its appropriation.

In describing *Pyrophila glabella*, Mr. Morrison makes the following remarks: "Three forms have been recently described as distinct in this genus, *inornata* Grote, *conspersa* Riley, and *Agrotis repressus* Grote, but they have turned out to be identical with our common *pyramidoides* Guen., and *tragopoginis* Linn. The first two are well marked varieties of *pyramidoides*; the last simply a description, under an erroneous generic reference, of American specimens of *tragopoginis* a well known European species," l. c. 153. Any one would suppose, after reading the above, that Mr. Morrison was recording some original observations of scientific value and that myself and Prof. Riley are to be corrected by him. The reverse is the case. The references of *inornata* Grote and of *conspersa* Riley to *pyramidoides*, were already made; the former by Prof. Riley, the latter by myself. I also am the first to correct my re-description of *tragopoginis*, and at his desire furnished Mr. Morrison himself with a specimen of this species, and this but "recently," before the publication of his paper. In the "List" these citations are correctly made and Mr. Morrison has drawn from thence his generic term *Pyrophila*, not previously used for our American species. There are two original mistakes in Mr. Morrison's remarks, however, that may be corrected. The first lies in the unscientific use of the word "variety" when writing of *conspersa*. The single specimen of *conspersa* is an "aberration" of *pyramidoides*, not a "variety." The second is in the use of the word "recent," as applied to the time of description of *inornata*, which is dated eleven years ago, in 1864. Geologically speaking that description is of course recent; in comparison with any of Mr. Morrison's compositions, it is, however, sufficiently remote.

I notice here the species of Mr. Morrison's which I have identified and which should be known under different names. *Copipanolis vernalis* Morr., p. 133, is a re-description of *Eutolyte Rolandi* Grote. I do not consider the species as belonging to my genus *Copipanolis*. I have failed to observe the tibial claw until recently. Its possession allies the moth still more closely to *Dicopis* Grote. The three specimens sent me by Mr. Thaxter and Prof. C. V. Riley,

had the legs so folded and concealed by the vestiture that it escaped my attention. The publication of any of the species discovered by Mr. Thaxter constitutes a distinct breach of scientific etiquette on the part of Mr. Morrison, who has acted in defiance of Mr. Thaxter's request that none of the specimens belonging to him should be described by Mr. Morrison who received them for inspection. *Mamestra illabefacta* Morr. is a redescription of *M. lilacina* Harvey. I am credited with pronouncing the two distinct, but I did so under limitation, the color of the specimens alone not quite agreeing. Dr. Harvey's type was brighter colored than the somewhat faded specimen sent me by Mr. Morrison as a new species of "*Tueniocampa*." Subsequently a specimen intermediate in tone has occurred and the two names undoubtedly refer to one and the same species. *Hydroecia semiaperta* Morr. is referred to *Perigrapha* on p. 150, in my opinion "erroneously." The *habitus* resembles *Hydroecia* (*Apamea*), and I regard the insect as intermediate between *Nephelodes* and *Apamea* and as the type of a distinct genus. *Glaea sericea*, p. 151, seems to be based on a specimen sent me as a *n. s.* of that genus, but which I could not satisfactorily separate from *G. apiata*. *Xanthoptera nigrocaput* Morr., p. 153, is, very apparently, a synonym of *X. Ridingsii* Riley. I also object to the disposition of the species of *Xanthoptera* and *Prothymia* made by Mr. Morrison on page 154. *Semicrocea*, *Ridingsii* and *fax*, belong together; *Semiflava* is related to *coccineifascia* and *rosalba*.

Hadena rasilis Morr., p. 158, is a synonym of *Elaphria grata* Hübn., referred to *Caradrina* in my List, perhaps "erroneously." It is a common Southern species, plentiful in Central Alabama. I am indebted to Prof. Snow for an opportunity of examining a ♀ specimen determined by Mr. Morrison as his species.

Although Mr. Morrison does not mention the circumstance, yet I sent him the California specimens described by him as *Agrotis exsertistigma*, determined as *A. alternata*, since I regard them as belonging to that species. The differential characters published by Mr. Morrison are not constant, and I cannot consider his species valid. In the same way I cannot separate the California specimens of an allied species, *A. clandestina*, from our own. From the description I think it not improbable that Mr. Morrison's new species of *Hadena*, *vulgivaga*, is identical with Guenée's *apamiformis*. Mr. Mor-

ri-son will have re-described, with impartiality, species previously published by Hübner, Guenée, Prof. Riley, Dr. Harvey and myself.

I find reason also to seriously object to Mr. Morrison's notice of myself in connection with his new species, *A. rufipectus*. Mr. Morrison says: "Kindly sent to me by Mr. A. R. Grote for determination." I sent Mr. Morrison the specimen in response to his request that I should send him some new species of *Agrotis* for description. I myself determined this species as new and desired no determination from Mr. Morrison in the matter. With regard to Mr. Morrison's remarks concerning *M. lilacina* (p. 143), I confess I do not recognize the necessity that obliges Mr. Morrison to publish his descriptions of species already published on the plea that his descriptions were "written before." Finally, I deprecate the use of the word "erroneous" by a person so inexperienced as Mr. Morrison, and who has already made mistakes which will effectually prevent any belief in his infallibility; as applied to myself, this term comes with additional bad grace, since I shall have always deserved, under any subsequent circumstances, a certain amount of consideration at the hands of Mr. Morrison.

Of the other species described by Mr. Morrison I have seen only *Acronycta increta*, *Mamestra olivacea*, *Segetia fabrefacta* and *Pteroscia atrata*, and which appeared to me valid. With regard to one of Mr. Morrison's species, *Agrotis unimacula*, I have had some correspondence with him; I believe it to be entitled to a distinct name, although so very nearly related to the European *augur*. The name used by Mr. Morrison being preoccupied for a species of *Agrotis* from Andalusia by Dr. Staudinger, I propose to call our American species *A. haruspica*.

The wholesale appropriation and misapplication of Hübner's names by Treitschke has been more or less quietly acquiesced in by subsequent German Entomologists until quite recently. In France, the wrong appears to have been increased and the injury aggravated. Boisduval assisted at this partition of scientific property and wrote of "*mon genre*" at the expense of the Augsburg student. Guenée, whose description of species is so excellent, re-named Hübner's genera ad libitum and styled the Verzeichniss "*un ouvrage mort né*." In vitality the Verzeichniss compares favorably to-day with any other publication on its subject. In England, Hübner found a con-

scientific friend in Stephens, as early as 1825. Meanwhile the text-books of his fatherland placed the letters "Tr." or "Ochs." after such generic names as *Agrotis*, *Erastria*, *Diphthera*, *Graphiphora*, *Gortyna*, *Apatela*, *Xanthia*, *Cymatophora*, *Heliothis*, designations proposed by Hübner when European entomologists were for the most part far behind in any adequate comprehension of the classification of the Sub-order.

NOCTUAE Linn. (1788).

* **DEMAS** Steph. (1829).

Type: *Bombyx coryli* Linn.

† **versicolor** Morr., Proc. B. S. N. H., 1874, 133. Massachusetts.

EUTOLYPE Grote (1874).

Type: *Eutolype Rolandi* Grote.

Rolandi Grote, Proc. Acad. Nat. Sci. Phil., 1874, 198; *Copipanolis vernalis*, Morr., Proc. B. S. N. H., 133. Massachusetts; Missouri.

[NOTE.—This genus may succeed *Dicopsis*, in the "List."]

(Page 7.)

* **DIPHThERA** Hübner (1806).

Type: *Diphthera Aprilina* † Hübner. (nec Linn.).

fallax Herr.—Sch., Exot., S. 80, fig. 211.

[NOTE.—Hübner's *aprilina* is not Linné's species, but the *orion* of Esper. In 1806 Hübner gives his "*aprilina*" as the type of *Diphthera*, a name afterwards appropriated by Ochsenheimer. Guenée's "Bombyciformes," 1852, is an appropriation of Hübner's "Bombycoïdes," 1806, under another name. The term *Diphthera* must be restored to its original signification. For the European *Diphthera ludifica* Lederer ex Linn., I propose the term **Trichosea** and restrict *Moma* to the species *Moma Astur* Hübner. ex Cram.]

* **APATELA** Hübner (1806).

Type: *Noctua Aceris* Linn.

[NOTE.—This is Hübner's type in the Tentamen. I would refer all the forty-seven species, cited by me on pages 7 and 8 of the "List" under *Acronycta*, to **APATELA**; for the sake of brevity I omit here their separate designation. In case of a disintegration of the genus, *Acronycta* must be retained with its type *leporina*, as cited by me in the "List," and as restricted by Hübner in 1816, for certain of the species. I cite here the North American species of *Apatela*, which are not included in the "List" under *Acronycta*.]

- exilis* (Grote), Proc. Acad. N. S. Phil., 1874, 197 (*Acronycta*).
paupercula (Grote), Proc. Acad. N. S. Phil., 1874, 197 (*Acronycta*).
subochrea (Grote), Bull. Buff. S. N. S., 2, 153 (*Acronycta*).
quadrata (Grote), Bull. Buff. S. N. S., 2, 154 (*Acronycta*).
americana Harris, 3d Ed. Ins. Inj. Veg. Mass., 436, figs. 216, 217; *Phalaena aceris* † (larva) Abb. & Sm., Pl. 93; *Acronycta hastulifera* † Guen., Noct. 1, 47 (imago and larva); ? *Phalaena hastulifera* Abb. & Sm., Pl. 92 (imago).
† *acericola* (Guen.), Noct. 1, 48 (imago); *Phalaena aceris* † Abb. & Sm., Pl. 93 (imago); *Phalaena hastulifera* Abb. & Sm. (larva teste Guenée).
- [NOTE.—These last two citations should replace those on page 7, lines 27, 28 and 30 of the "List."]
- inereta* (Morr.), Proc. Bost. S. N. H., 1874, 131 (*Acronycta*).
† *aspera* (Morr.), l. c., 132 (*Acronycta*).

(Page 9.)

* *AGROTIS* Hubn. (1806).*Normanianus* Grote, Trans. Am. Ent. Soc. (Sept. 1874).[NOTE.—This citation must replace that of *triangulum*, line 22.]

- attentus* Grote, Can. Ent., 6, p. 131.
perattentus Grote, Can. Ent., 6, p. 131.
messoria Harris, Ins. Inj. Veg. Mass., 3d Ed. p. 444; *Agr. Cochrani* Riley, 1st Mo. Rep. 75; *Agr. repentis* G. & R., Trans. Am. Ent. Soc. 1, 350, Pl. 7, fig. 58; *Agr. lycarum* † Grote, List, p. 10 (Calif.).

[NOTE.—This citation replaces the names cited in the List, p. 9, line 1, p. 10, lines 6, 7 and 13.]

- fuscigerus* Grote, Can. Ent., 6, 155.
Hollemani Grote, Can. Ent., 6, 156.
innotabilis Grote, Proc. Acad. N. S. Phil., 1874, p. 202.
euroides Grote, Proc. Acad. N. S. Phil., 1874, p. 202.
Bostoniensis Grote, Proc. Acad. N. S. Phil., 1874, p. 203.
† *hyperborea* Zett.; Mösch., Stett. Ent. Zeit., 1874, 317.
† *fusca* Boisid.; Mösch., W. E. M., 8, 197; *septentrionalis* Mösch., W. E. M., 6, 133, Tab. 1, fig. 3.

[NOTE.—This replaces the two separate citations in the "List." Möschler also conjectures that *Okakensis* Puck., is identical with *Wockei* Mösch. I know neither species.]

- † *Erdmanni* Mösch., Stett. Ent. Zeit., 1874.
haruspica Grote; *Agr. unimacula* (nom. praecoc.) Morr., Proc. Bost. S. N. H., 1874, 166.

[NOTE.—This citation should replace that of *Augur* in the "List."]

(Page 12.)

* *EUROIS* Hubn.

- † *astrieta* Morr., Proc. Bost. S. N. H., 135.
pressus Grote, Trans. Am. Ent. Soc. Sept., 1874.

* **MAMESTRA** *Ochs.*

- hilacina* *Harvey*, h. s., 2, 112; *Mamestra illabefacta* *Morr.*, Proc. Bost. Soc. N. H., 141.
 † *impolita* *Morr.*, l. c., 140.
olivacea *Morr.*, l. c., 143.
 † *incincta* *Morr.*, l. c., 156.

(Page 13.)

* **DIANTHOECIA** *Boisd.*

- pensilis* *Grote*, Proc. Acad. Nat. Sci. Phil., 1874, 199.

[NOTE.—My types were from Victoria, collected by the late Mr. Crotch. The species has been also sent me from Sauzalito by Mr. Behrens; the Californian specimens had the ground color of the wing more broken up with reddish, recalling *D. meditata*.]

- † *modesta* *Morr.*, Proc. Bost. Soc. N. H., 144.

(Page 14.)

* **POLIA** *Hubn.* (1806).

- † *perquiritata* *Morr.*, Proc. Bost. Soc. N. H., 136.
 † *speciosa* † *Morr.*, Proc. Bost. Soc. N. H., 137.
 † *confragosa* *Morr.*, l. c., 138.

* **HADENA** *Schränk.*

- * *lateritia* (*Hufn.*); *Mamestra dubitans*, C. B. M., Noct., 232.

[NOTE.—Mr. Meske has sent me a specimen with the information that Dr. Speyer considers our species identical with the European.]

- sputatrix* *Grote*; *Had. sputator* *Grote*, List, p. 15, line 13.
congermana *Morr.*, Can. Ent., 6, 106.
delicata *Grote*, Trans. Am. Ent. Soc., Sept., 1874.
flava *Grote*, Trans. Am. Ent. Soc., Sept., 1874.
 † * *oeulea* (*Linn.*); *Wallengren*, W. E. M., 7, 75 (California).
versicolor *Grote*, Proc. Acad. Nat. Sci. Phil., 1874, 204.
tracta *Grote*, Proc. Acad. Nat. Sci. Phil., 1874, 204.
 † *vulgivaga* *Morr.*, Proc. Bost. Soc. N. H., 144.

HOMOHADENA *Grote.*

- kappa* *Grote*, Trans. Am. Ent. Soc., Sept., 1874.
 † *retroversa* *Morr.*, Proc. Bost. Soc. N. Hist., 157.

(Page 18.)

TRICHOLITA *Grote.*

Type: *Hydroecia semiaperta* *Morr.*

- semiaperta* (*Morr.*), Can. Ent. 6, 105 (*Hydroecia*).

* **GORTYNA** *Hubn.* (1806).Type: *Noctua micacea* *Esper.*S. g. * **APAMEA** *Ochs.* (1816).Type: *Noctua nictitans* *Linn.***purpuripennis** *Grote*, Proc. Acad. N. Sci. Phil., 1874, p. 206.**sera** (*G. & R.*), Trans. Am. Ent. Soc. Phil., 1, 345, Pl. 7, fig. 55 (*Hydroecia*);*Grote* Proc. Acad. N. S. Phil., 1874, p. 206 (*Apamea*).† **Salicarium** (*Barnston*), C. B. M. Noct., 717 (*Hydroecia*).* **nictitans** (*Linn.*); *Guen.* Noct. 1, p. 127 (*Hydroecia*).**var. erythrostigma** (*Haworth*).S. g. * **GORTYNA** *Hubn.* (1806).Type: *Noctua micacea* *Esper.***inquaesita** *G. & R.*, Trans. Am. Ent. S., 1, 344.

[NOTE.—From Massachusetts, Prof. Peabody, Mr. Thaxter; sometimes the spots are partly white on primaries.]

purpurifascia *G. & R.*, Trans. Am. Ent. Soc., 1, 341.[NOTE.—From Massachusetts, Mr. Thaxter, No. 962; the species has no clypeal horn, and my former reference of this species as congeneric with the European *flavago*, is based on an erroneous identification of the Californian species as identical with *purpurifascia* *G. & R.*]**cerussata** *Grote*, Proc. Ent. Soc. Phil., 2, 431, Pl. 9, fig. 1.**limpida** *Guen.*, Noct. 1, p. 124.[NOTE.—I have been too hasty in considering the above two species as synonymous. I have now a species which agrees with Guenée's description in wanting the basal white marks on primaries, and is smaller and more red than *cerussata*.]**cerina** *Grote*, Proc. Acad. N. S. Phil., 1874, p. 200.

(Page 19.)

* **OCHRIA** *Hubn.* (1816).Type: *Noctua flavago* *Linn.***sauzalitæ** *Grote*; *purpurifascia* † *Grote* (nec *G. & R.*) Bull. Buff. Soc. N. S., 1, 142. California.[NOTE.—The Californian species (Mr. Edwards, No. 137, Mr. Behrens, No. 161, Sept. 17) differs generically by the distinct clypeal tubercle, and is the only American species known to me that is to be referred to *Gortyna* of Lederer (*Ochria* Hübner). The Californian species resembles *purpurifascia*, for which I have formerly mistaken it in the "List," but differs by the t. p.

line being less rigid and somewhat outwardly bent opposite the cell. No specimens of *purpurifascia* were accessible to me on the occasion of my first determination. The spots are variably white or yellow. The species may be easily separated on its structural characters. It is another instance of special resemblance between the Californian and European faunae.]

(Page 21.)

PTEROSCIA *Morr.*

Type: *Pteroscia atrata* *Morr.*

atrata *Morr.*, Proc. Bost. Soc. N. H., 156.

[NOTE.—I regard the genus as related to *Ufeus Grote.*]

(Page 22.)

* **SEGETIA** *Boisd.*

† *fidicularia* *Morr.*, Proc. Bost. S. N. H., 145. New York.

(?) *fabrefacta* *Morr.*, l. c., 146. Eastern States to Alabama.

* **PYROPHILA** *Hüb.*

† *glabella* *Morr.*, Proc. Bost. Soc. N. H., 153.

(Page 23.)

* **GRAPHIPHORA** *Hüb.* (1806).

Type: *Noctua gothica* *Linn.*

capsella (*Grote*), Proc. Acad. N. Sci. Phil., 1874, p. 201 (*Taeniocampa*).

oviduca (*Guen.*), Noct. 1, 357 (*Taeniocampa*).

† *styracis* (*Guen.*), Noct. 1, 357 (*Taeniocampa*).

† *hibisci* (*Guen.*), Noct. 1, 357 (*Taeniocampa*).

* *incerta* (*Hüb.*); *Taen. alia* *Guen.*, Noct. 1, 354; *instabilis* *Fitch*, Trans. N. Y. Agr. Soc., 16, 343.

pacifica (*Harvey*), Bull. Buff. Soc. N. S., 2, 120 (Calif.; an spec. praec.?).

† *modifica* (*Morr.*), Proc. Bost. S. N. Hist., 150 (*Taeniocampa*).

† *intractata* (*Morr.*), l. c., 160 (*Taeniocampa*).

† *confluens* (*Morr.*), l. c., 159 (*Taeniocampa*).

† *earina* (*Morr.*), l. c., 158 (*Taeniocampa*).

[NOTE.—This genus must replace "*Taeniocampa*" in the List.]

PSEUDORTHOSIA *Grote* (1874).

Type: *Ps. variabilis* *Grote*.

variabilis *Grote*, Bull. Buff. S. N. S., 2, 161; Proc. Acad. N. S. Phil., 1874, 207. California.

pectinata *Grote*, Proc. Acad. N. S. Phil., 1874, 207. Colorado Territory.

HIMELLA Grote (1874).Type: *Himella fidelis* Grote.*fidelis* Grote, Proc. Acad. N. S. Phil., 1874, 201. New York.*furfurata* Grote, Proc. Acad. N. S. Phil., 1874, 201. New York; California.

(Page 25.)

*** ORTHOSIA** Ochs.† *minuscule* Morr., Proc. Bost. Soc. N. H., 147.† *baliola* Morr., l. c., p. 148.† *Belangeri* Morr., l. c., p. 149.*** GLAEA** Hubn.† *pastillicans* Morr., l. c., 151.

(Page 26.)

*** SCOPELOSOMA** Curtis.*devia* Grote, Proc. Acad. Nat. Sci. Phil., 1874, 209.† *napaea* Morr., Proc. Bost. Soc. N. H., 152.

(Page 27.)

*** CALOCAMPA** Steph.Type: *Axylia vetusta* Hubn.*nupera* Lintn., Bull. Buff. S. N. S., 2, 188.*eineritia* Grote, Proc. Acad. N. Sci. Phil., 1874, 210.*curvimacula* Morr., Bull. Buff. S. N. S., 2, 191. Canada, Eastern and Middle States.*** LITHOMIA** Hubn. (1816).Type: *Lithomia solidaginis* Hubn.*germana* (Morr.), Bul. Buff. S. N. S., 2, 192 (*Calocampa*); Grote, l. c., 198 (*Lithomia*). Eastern States; New York.[NOTE.—These two genera and four species must replace the two European species erroneously cited as North American on page 27 of the "List" under "*Calocampa*."]]

(Page 28.)

*** CUCULLIA** Schrank.*serraticornis* Lintn., 26 Ann. Rep. N. Y. State Cab., 174; *C. matricariae* Behr. in Streck. Lep.

[NOTE.—The descriptions of Noctuidae in Mr. Strecker's publication, are totally irre recognizable when unaccompanied by Plates. No structural or im-

portant specific characters are given, while no dependence can be placed on the generic references in cases at all difficult. The present identification has been made by Mr. Lintner on a comparison with Mr. Strecker's specimen.]

(Page 30.)

* **PLUSIA** *Hubn.* (1806).

Type: *Noctua chrysitis* *Linn.*

epigaea *Grote*, Proc. Acad. Nat. Sci. Phil., 1874, 208.

labrosa *Grote*, Proc. Acad. Nat. Sci. Phil., 1874, 207.

† * *devergens* (*Hubn.*); *Mösch.*, *Stett. Ent. Zeit.*, 1874, 317.

(Page 31.)

* **ANARTA** *Ochs.* (1816).

† *Zetterstedtii* (*Staud.*); *Mösch.*, *Stett. Ent. Zeit.*, 1874, 317.

(Page 35.)

* **PYRRHIA** *Hubn.*

angulata *Grote*, Trans. Am. Ent. Soc. (Sept., 1874).

illiterata *Grote*, Proc. Acad. N. Sci. Phil., 1874, 211.

TAMILA *Guen.*

tertia *Grote*, Proc. Acad. Nat. Sci. Phil., 1874, 212.

[NOTE.—To this genus both *Tricopis* and *Euleucyptera* are strongly related, and they should perhaps not be separated from it. From *Heliothis* and *Melicoptria*, the three genera differ by the admixture of flattened scales on the thorax. *Heliothis*, as used in the "List," wants the extruded oviduct. I have recently been able to examine a specimen of *E. eumatilis*, through the kindness of Prof. Snow. From my figure the specimen merely differed by an increased size and the obsolescence of the discal spots above. The short fore tibiae have a stout, rather short and blunt claw on the inside, and two only on the outside, not a decreasing series as in *Tricopis*. The shape of the wings resembles *Tricopis*. My original description giving unarmed fore tibiae to *Euleucyptera*, must be corrected.]

[NOTE.—The following is an attempt, with the scanty material at my disposal, to classify the North American species allied to *Heliothis*.

Thoracic vestiture composed of flattened scales sparsely mixed with hair, 1.

Thoracic vestiture entirely hairy, 2.

1. Fore wings pointed at apices, with full costal edge; fore tibiae with a row of three stout, outer claws, and a longer inner terminal claw; eyes full; tibiae spinose; fore wings satiny white, divided medially by a honey-brown fascia..... ***Tricopis chrysellus*** *Grote*.

Fore wings produced at apices, with straight or slightly depressed costa; fore tibiae with two outer subequal stout, rather short claws, and a longer inner terminal one; eyes full; tibiae spinose; fore wings with satiny white median space, defined by the median lines. . . **Euleucyptera eumatis** Grote.

Fore wings produced at apices, with straight or slightly depressed costa; fore tibiae with a row of three stout outer and a longer inner terminal claw; eyes full; tibiae spinose; fore wings white, not satiny, with brown and greenish shadings, and the usual lines and spots, somewhat like the ornamentation of *Turache*. **Tamila**, with three species, **nundina**, **Meadii**, and **tertia**.

2. Fore wings with depressed costa and produced apices, purple with an oblique central ocher shade; hind wings black; eyes constricted; fore tibiae with a longer inner terminal claw, double at base, and a single shorter outer claw; middle and hind tibiae spinose; size small; very hirsute.

Heliolonche modicella Grote.

Differs from the preceding in the fuller eyes. The fore tibiae have two long subequal inner claws, and a series of three outer claws or stout spines. Fore wings ocher, with oblique shades; hind wings black.

Heliophana mitis Grote.

Differs from the preceding by the fore wings being more widened outwardly, and by the inner claw to the fore tibiae being single. Fore wings pale clay color with two vinous purple lines, the inner arcuate, the outer sub-sinuate. Basal and terminal spaces somewhat olivaceous, as is the thorax and head. Costa shaded with vinous purple as are the fringes. Hind wings black with a broad white band. Abdomen black, pale at tip. Beneath pale with blackish shades at the base and before internal angles of the wings. *Expanse*, 14 mm.; California. **Heliosea pictipennis** n. s.

Differs from the preceding by the wider fore wings, in shape more like the succeeding genus. Eyes constricted. Fore tibiae with a longer inner and two outer claws. Middle and hind tibiae spinose. Primaries stained with brilliant purple with blue shaded median lines.

Adonisea pulchripennis Grote.

The eyes are full. The fore wings of the usual shape crossed by two more or less evident median lines. The fore tibiae have a series of three outer claws or spines, a single inner longer terminal claw, succeeded by a row of slender spines. The species are numerous, and I refer them all to **Lygranthoecia** *G. & R.* They are **bina**, **lynx**, **brevis**, **atrites**, **arcifera**, **Spraguei**, **Paekardi**, **mortua**, **jaguarina**, **marginata**, **Thoreani**, **saturata**.

The eyes constricted. The fore tibiae without claws, but with terminal spines. Wings wide; hind wings without maculation.

Melaporphyria immortua Grote.

The remaining species in my List are left under **Melieleptria**, and temporarily regarded as congeneric with the European **M. cardui**. The material at my present disposal is insufficient to determine the matter. The species are Western. One (*tuberculum*) I do not know at all; of another (*ecleris*), I have

seen but one specimen which cannot, I believe, remain associated with the rest. *Spinosa* should be referred back to *Heliothis*, which wants the claws of *Lygranthocia* and the other genera, and has the ovipositor concealed.]

(Page 37.)

* **EUSTROTIA** *Hübner*.

obaurata *Morr.*, Proc. Bost. Soc. N. H., 154.

* **PROTHYMIA** *Hübner*. (1816).

Type: *Prothymia aenea* *Hübner*, non *S. V.*

semiflava (*Guen.*), Noct. 2, p. 241 (*Xanthoptera*).

coccineifascia (*Grote*), Trans. Am. Ent. Soc. 4, 294, Pl. 1, fig. 89 (*Xanthoptera*);
Morr., Proc. Bost. Soc. N. Hist., 154 (*Prothymia*).

rosalba (*Grote*), l. c., 295, Pl. 1, fig. 88 (*Xanthoptera*).

XANTHOPTERA *Guen.*

Type: *Xanth. nigrofimbria* *Guen.*

nigrofimbria *Guen.*, Noct. 2, 241, Pl. 10, fig. 12.

EXYRA *Grote* (1875).

Type: *Xanthoptera semicrocea* *Guen.*

semicrocea (*Guen.*), Noct. 2, 241 (*Xanthoptera*).

Ridingsii (*Riley*), Trans. St. Louis Acad. Nat. Sci., 1874, 240 (*Xanthoptera*);
Xanth. nigrocaput *Morr.*, Proc. Bost. Soc. N. H., 152.

fax (*Grote*), Trans. Am. Ent. Soc. 4, 295.

(Page 39.)

PSEUDOLIMACODES *Grote* (1874).

Type: *Ps. niveicostatus* *Grote*.

niveicostatus *Grote*, Stett. Ent. Zeit., Proc. Acad. N. S. Phil., 1874, 212. New York; Massachusetts.

(Page 41.)

* **CATOCALA** *Schrank*.

communis *Grote*; *C. neogama* † *Guen.*, Noct. 3, 96.

neogama (*Abb. & Sm.*), Ins. Ga., 88 (*Phalarina*).

[NOTE.—Specimens recently received from Texas have brighter yellow hind wings, as figured by Abbot. The northern species has them of a buff yellow, as described by Guenée who notices the difference.]

Aholibah *Strecker*, Lep., Pl. 9, fig. 5.

[NOTE.—California; appears nearly allied to *C. marmorata*.]

simulatilis *Grote*, Trans. Am. Ent. Soc. (Sept., 1874).

[NOTE.—Ohio; allied to *C. obscura*.]

Levettei *Grote*, Trans. Am. Ent. Soc. (Sept., 1874); *C. Judith* *Strecker*, Lep., Plate 11, fig. 5.

[NOTE.—Indiana; allied to *C. Robinsoni*.]

adoptiva *Grote*, Trans. Am. Ent. Soc.; *C. Delilah* *Strecker*, Pl. 11, fig. 7.

[NOTE.—Texas; allied to *C. innubens*.]

coelebs *Grote*, Trans. Am. Ent. Soc., Sept., 1874.

[NOTE.—Canada; allied to *C. consors*.]

Anna *Grote*, Trans. Am. Ent. Soc. (Sept., 1874); *C. Amestris* *Strecker*, Pl. 11, fig. 6.

† **Sappho** *Streck.*, Plate 11, fig. 4 [Texas].

† **Agrippina** *Streck.*, Plate 11, figs. 1-3.

[NOTE.—Texas; apparently near *lachrymosa*.]

† **Aholah** *Streck.*, Plate 11, fig. 8.

[NOTE.—Texas; this if distinct and not *C. formula*, would be the species figured on the same Plate with *Amasia*, as the female, in Abbot and Smith.]

[NOTE.—The earliest date on which I can find that any copy of Mr. Strecker's Number 11 was received, is Nov. 12, 1874. His date of "August" can have no relation in fact to a question of priority.]

illecta *Walk.*, C. B. M., 205; *Grote*, Catoc. N. Am. No. 37, p. 13; *C. Magdalena* *Strecker*, Plate 11, fig. 9.

nuptialis *Walk.*, C. B. M., 1206; *C. Myrrha* *Streck.*, Plate 11, fig. 12.

[NOTE.—This is a south-western species which I have received also from Missouri. *C. abbreviatella* may be a form of this species; *C. nuptialis* (*Myrrha* *Streck.*) differs by the reniform which is "black, curved, subpyriform," as Mr. Walker describes it, while annulate with a black dot inferiorly in *abbreviatella*. There appear to be also other differences in the form of the transverse lines. I have not yet had an opportunity of re-examining my types in Coll. Am. Ent. Soc. Mr. Dodge's *C. Whitneyi* is a distinct but allied species. It is unfortunate that Mr. Strecker should republish two "old" species under new names.]

Whitneyi *Dodge*, Can. Ent., 6, 125.

† **Mariana** *Hy. Edw.*, *Streck.*, No. 11, p. 99 [Vancouver].

† **Hippolita** *Hy. Edw.*, *Streck.*, No. 11, p. 99 [California].

† **Cleopatra** *Hy. Edw.*, *Streck.*, No. 11, p. 99 [California].

† **Luciana** *Hy. Edw.*, *Streck.*, No. 11, p. 99 [Colorado].

† **Perdita** *Hy. Edw.*, *Streck.*, No. 11, p. 100 [California; *adultera*?].

† **Atarah** *Streck.*, Plate 11, figs. 10, 11 [Texas; *minuta*?].

[NOTE.—In my last list (Trans. Am. Ent. Soc., 1874) I enumerated seventy-three North American species of *Catocala*. The number now is apparently eighty-three.]

(Page 46.)

HOMOPYRALIS *Grote* (1874).

Type: *Hom. tactus Grote*.

tactus *Grote*, Proc. Acad. N. S. Phil., 1874, 213.

tantillus *Grote*, l. c., 214.

(Page 49.)

* **SALIA** *Hubn.* (1806).

Type: *Pyralis salicalis W. V.*

interpuncta (*Grote*), Trans. Am. Ent. Soc. 4, pp. 93 and 309 (*Madopa* and *Colobochila*); *Col. saligna* Zell. Verh. Z.-b. G., S. 462. Southern States.

[NOTE.—This genus should replace "*Colobochila*" in the "List."]

ERRATUM.

Page 211, line 28, for "Prof. Snow" read "Prof. S. H. Peabody."

XVIII. Check List of North American Sphinges

BY A. R. GROTE.

[Read before this Society, January 8, 1875.]

SPHINGES Linn. restr.

CAUDIBERBES Borkh.

HEMARIS Dalm.

1. *Thetis* (Boisd.) Grote. California.
2. *palpalis* Grote.¹ California.
3. *tennis* Grote. New York; Ohio; Wisconsin.
Macroglossa fumosa Strecker.
4. *diffinis* (Boisd.) Grote. Canada; New York; Massachusetts.
5. *marginalis* Grote. Michigan; Ohio; Indiana.
6. *axillaris* (G. & R.) Grote. Texas.

HAEMORRHAGIA G. & R.

7. *gracilis* G. & R. New York; Massachusetts.
8. *Buffaloensis* G. & R. New York.
9. *uniformis* (G. & R.) Grote. Anticosti; New York.
10. *Floridensis* G. & R. Florida.
11. *Thysbe* (Fabr.) G. & R. Massachusetts; New York; Pennsylvania.
Sphinx pelasgus Cramer.
? *Sesia cimbiciformis* Stephens.
? *Sesia ruficaudis* Kirby.
12. † *fuseicaudis* (Walk.) G. & R. Georgia.

AELLOPOS Hüb. n.

13. *Titan* (Cram.) Hüb. n. Ohio; New York; Massachusetts; Texas.
Macroglossum annulosum Swains.
Macroglossa balteata Kirtl.
14. *Tantalus* (Linn.) Hüb. n. Texas.
Sphinx zonata Drury.

¹Regarding this species Mr. H. Edwards writes me: "The specimen marked "Gilroy," collected by Mr. Crotch, was not taken in British Columbia, but at Gilroy, Santa Clara County, California; about 80 miles south of San Francisco. I remember the specimen perfectly, and told Crotch that it was a new species. I think I have a species not yet noticed. Your *palpalis* is undoubtedly distinct."

EUPROSERPINUS G. & R.

15. *Phaeton G. & R.* California.
Macroglossa Erato Boisd.

ARCTONOTUS Boisd.

16. *lucidus Boisd.* California.

LEPISESIA Grote.

17. *flavofasciata (Barnst.) Grote.* Canada.

PROSERPINUS Hübner.

18. *Clarkiae (Boisd.) Clem.* California.
Lepisesia Victoria Grote.²
19. *Gaurae (Abb. & Sm.) Clem.* Georgia.

AMPHION Hübner.

20. *Nessus (Cram.) Hübner.* New York; Canada; Mass.; Penn.

THYREUS Swains.

21. *Abbotii Swains.* Massachusetts; New York; Pennsylvania.

ENYO Hübner.

22. *lugubris (Linn.) Walk.* Georgia; Alabama; Texas.

DEIDAMIA Clem.

23. *inscripta (Harr.) Clem.* Massachusetts; New York; Pennsylvania.

EUMORPHAE Hübner.**HYLES Hübner.**

24. *Chamaenerii (Harr.) Grote.* Canada; Massachusetts; Pennsylvania.
Sphinx epilobii Harr.
Deilephila galii † Walk.
 ? *Deilephila intermedia* Kirby.
 ? *Deilephila oxybaphi* Clem.

DEILEPHILA Ochs.

25. *lineata (Fabr.) Harr.* Canada; California; Mass.; Georgia; Texas.
Sphinx daucus Cram.

²From a fresh specimen received from Mr. Hy. Edwards I find that my description is based on a faded specimen of this species. I believe our two N. American species to differ generically by the shorter body parts and non-excavate wings.

DUPO *Hüb.*

26. *Vitis*³ (*Linn.*) *Grote.* Massachusetts; Pennsylvania; Southern States.
Sphinx fasciatus Sulzer.
Dupo jussieuae Hübn.
27. *Linnæi* (*G. & R.*) *Grote.* Alabama.
Sphinx vitis † *Cram.* (268E).

PHILAMPELUS *Harr.*

28. *Pandorus* (*Hüb.*) *Walk.* Massachusetts; New York; Pennsylvania.
Phil. satellitia † *Harr.*
Phil. ampelophaga *Boisd.*
29. *Achemon* (*Drury*) *Harr.* Mass.; New York; Penn.; Southern States.
Sphinx Grantor *Cram.*

ARGEUS *Hüb.*

30. *Labruscae* (*Linn.*) *Hüb.* New Jersey; Missouri.

PACHYLIA *Walk.*

31. *Ficus* (*Linn.*) *Walk.* Key West, Florida.
32. † *Lyncea* *Clem.* Texas.

METOPSILUS *Dunc.*

33. *Tersa* (*Linn.*) *Dunc.* Canada to Texas.
34. † *Proene* (*Clem.*) California.

DARAPSA *Walk.*

35. *Choerilus* (*Cram.*) *Walk.* Mass.; Kansas; New York; Southern States.
Sphinx Azaleae *Abb. & Sm.*
36. *versicolor* (*Harr.*) *Clem.* Massachusetts; New York; Ohio.
37. *Myron* (*Cram.*) *Walk.* Canada; New York; Mass.; Southern States.
Sphinx pampinatriæ *Abb. & Sm.*
- var. *Cnotus* (*Hüb.*). Southern States.

PHALAENOIDES *Borkh.*PAONIAS *Hüb.*

38. *excaecatus* (*Abb. & Sm.*) *Hüb.* Canada; Mass.; New York; S. States.
Paonias pavoninus *Geyer.*
39. *Myops* (*Abb. & Sm.*) *Hüb.* New York; Mass.; Southern States.
Smerinthus rosacarum *Boisd.*

³ In his description of *vitis* Linné refers to Merian Ins. Sur., Tab. 47. On this plate the top figure (the male according to Merian) in the colored copies has the terminal band pink on the hind wings, and this is decisive as to what species is intended, and obviates any necessity for criticism on Linné's diagnosis. The lower figure neither represents *vitis* nor *Linnæi*, but probably *satellitæ*.

CALASYMBOLUS Grote.

40. *Astylus* (*Drury*) Grote. Massachusetts; New York; Pennsylvania.
Sphinx Lo Boisd.
Smerinthus integerrima Harr.

SMERINTHUS Latr.

41. *ophthalmicus* Boisd. California.
 42. *geminatus* Say. Canada; Massachusetts; New York; Pennsylvania.
 43. *Cerisii* Kirby. Hudson Bay Territory.

AMORPHA Hübn.

44. *modesta* (*Harr.*) Grote. Canada; Massachusetts; New York.
*Smerinthus princeps*⁴ Walk.

CRESSONIA G. & R.

45. *juglandis* (*Abb. & Sm.*) G. & R. Canada to Southern States.
Smerinthus pallens Strecker.

MANDUCAE Hübn.

CERATOMIA Harr.

46. *Amyntor* (*Hübn.*) G. & R. Canada; Mass.; Penn.; Mich.
Ceratonia quadricornis Harr.
 47. *Hageni* Grote. Texas.

DAREMMA Walk.

48. *undulosa* Walk. Connecticut; Massachusetts; New York; Penn.
Sphinx Brontes † Boisd.
Ceratonia repentinus Clem.

DILUDIA G. & R.

49. *Jasminearum* (*Boisd.*) G. & R. New York; Pennsylvania.
 50. † *leucophaeata* Clem. Texas.

AMPHONYX Poey.

51. *Antaeus* (*Drury*) Poey. Key West, Florida.

MACROSILA Walk.

52. *rustica* (*Fabr.*) Walk. Pennsylvania; Virginia; Southern States.
 53. *Carolina* (*Linn.*) Clem. Massachusetts to Cuba.
 54. *quinquemaculata* (*Hav.*) Clem. Canada to Middle States.
Phlegothontes Celeus Hübn.
 55. *eingulata* (*Fabr.*) Clem. New York to Cuba.

⁴ *Amorpha* Hübn., 1806, has priority for this genus, of which the type is the European *A. populi*. Fabricius' *modesta*, Ent. Syst., 356, No. 1, appears to be a re-description of *Timesius Stoll*.

SPHINX⁵ Linn.

56. *Drupiferarum* *Abb. & Sm.* Canada to Southern States.
 57. *Kalmiae* *Abb. & Sm.* Canada to Southern States.
 58. *Chersis* (*Hübner*) *G. & R.* Canada to Pennsylvania.
 Sphinx cinerea Harr.
 59. † *perelegans* *Hy. Edw.* California.
 60. † *oreodaphne* *Hy. Edw.* California.
 61. † *Vancouverensis* *Hy. Edw.* California.

LETHIA *Hübner*.

62. *Gordius* (*Cramer*) *Hübner*. Canada; New York; Pennsylvania.
 63. *luscitiosa* (*Clem.*) *Grote.* Massachusetts; New York; Wisconsin.

AGRIUS *Hübner*.

64. *eremitus* *Hübner*. Massachusetts; New York; Wisconsin.
 Sphinx poccilia Steph.
 Sphinx sordida Harr.
 65. *ingens* *Walk.* Missouri; Arizona; Texas.
 Sphinx eremitoides Strecker.

DOLBA *Walk.*

66. *Hylaeus* (*Drury*) *Walk.* Mass.; Missouri; Ohio; Southern States.

DILOPHONOTA *Burm.*

67. *Ello* (*Linn.*) *Burm.* New York; Pennsylvania; Southern States.
 68. *obscura* (*Fabr.*) *G. & R.* Pennsylvania.

HYLOICUS *Hübner*.

69. *plebeius* (*Fabr.*) *Grote.* Massachusetts; New York; Pennsylvania.
 70. † *Sequoiae* (*Boisd.*). California.
 71. † *Strobi* (*Boisd.*). California.?

LAPARA *Walk.*

72. *Coniferarum* (*Abb. & Sm.*) Southern States.
 73. *bombycoides* *Walk.* Canada; Massachusetts; New York.
 Ellema Harrisii Clem.
 74. *Pineum* (*Lintn.*). New York.⁶

⁵ According to Borkhausen, Rösel first applied this name to the larva of the type of the genus, the European *Sphinx ligustri*.

⁶ Of these seventy-four species, one (*Strobi*) may be erroneously attributed to our Territory. There is probably an undescribed species of *Sphinx* to be re-discovered in the Southern States, judging from a drawing of Abbot's which I saw in the British Museum, and to which reference is perhaps made in Harris' correspondence, p. 127. From Mr. Hy. Edwards' letters we may expect the description of a new *Henaris* from California. We can thus be sure of at least seventy-five species of this family from North America, north of Mexico and the West India Islands.

IX. North American Pyralides

BY A. R. GROTE.

[Read before this Society, January 22, 1875.]

Asopia devialis, n. s.

♀.—About the size of *olinalis*. The color is pale, not so reddish or purplish as usual and the fringes are not golden or yellow. As my specimen is not fresh, the tints are not to be exactly ascertained, but the tone is evidently more brownish and less reddish on the darker fields of the wing, while the secondaries are pale and more transparent than usual; the general tint is ochery. But this species is at once to be distinguished from all the four hitherto described N. A. species, viz.: *cortalis*, *olinalis* (= *trentonalis*), *himonialis*, and *binodulalis*, by the shape of the transverse lines. These are darker than the wing, not paler as is usual, on the primaries springing from costal ochery blotches, their relative position being much as in *olinalis*. But the exterior line on the fore wings is evenly and shortly dentate below the costal blotch and the interior line is inwardly excavate between the median nervure and vein 1. The dentations of the exterior line are four or five in number and are discontinued below the s. m. fold. On the hind wings the dark lines are less sinuate than in *olinalis*. Beneath pale, testaceous, shining, the lines faint.

Expanse, 14 m. m. *Habitat*, Quebec (F. X. Bélanger, No. 72).

Asopia squamealis.

Pseudasopia squamealis Grote, Bull., Vol. 1, p. 172.

I have been led, by the discovery of ocelli in an allied species described below, to denude a specimen of this species and I cannot find any trace of ocelli, so that the character I have given the genus is erroneous and the species must be referred as above. It appears to me to fall in between the common *farinalis* and the species represented by *costalis*, *olinalis*, etc.

Arta, n. g.

This species is small, of the size of *Condylolomia participialis*. The ornamentation is like *Asopia*; two yellow median lines cross the vinous primaries. The ocelli are present. The maxillae are moderate, scaled, concealed by the somewhat dependent palpi. The fore wings are rather narrower, the external margin straighter than in *Asopia*. The antennae are simple.

The neuriation has not been studied as yet. I communicated the insect under the specific name here retained for it, as a species of *Asopia*, to Prof. Zeller, who had not previously seen the species. The presence of ocelli will not allow of its being placed with that genus.

Arta statalis, n. s.

♂ ♀.—In this small species the ocelli are difficult of detection owing to the scales of the head. I have satisfied myself of their presence behind the antennae. The fore wings are silky, vinous red with darker fringes, crossed by two narrow yellow median lines approximate, the inner line incepted on costa at about the middle and running slightly inwardly obliquely, the outer line a little outwardly exerted opposite the cell; the lines are nearer together at costa than on internal margin. Hind wings dark fuscous with concolorous fringes and without lines. Beneath fuscous, the costa tinged with red, more or less diffused; there are traces of a narrow pale common line, more evident on the costae; head, thorax, abdomen beneath and legs reddish, abdomen above paler; the tibiae show a mixture of blackish scales.

Expanse, 16 m. m. *Habitat*, New York.

NOTE.—I have recently been investigating the synonymy of the Pyralides of North America with the view of catalogueing the species. I conclude that *Lanthaphe* Clemens, is identical with *Tetra-lopha* Zeller, Isis, 1848, and that one of the species described by Zeller has been re-described by Lederer as *Hemimatia scortialis*. I think the Brazilian species noticed by Lederer are not congeneric and that the genus may be restricted to these. I have not been able to verify these suggestions by the inspection of any of Lederer's types.

Botis *Latreille* (1805—*Botys*).

The numerous North American species show a strong resemblance to those of Europe, so that their description is attended with difficulty to the student. I am again indebted to Prof. Zeller for his kind assistance and advice in my present notes on our species. The only species I know that is apparently common to both continents is Treitschke's *Terrealis*, taken abundantly by Mr. Lintner in the vicinity of Albany.

Botis gentilis *Grote*.

This species is one of the commonest of the pale, testaceous, thinly scaled, typically ornamented species. It is the *Thesalis* of

Zeller but not of Lederer. It may be recognized by the connection of the t. p. line with the reniform spot by concolorous brown-gray lines.

Botis feudalis, n. s.

This species may be recognized by its uniform dark testaceous brown color which deepens over the costal region. The lines are distinct and tolerably even. The anterior line arcuate; the posterior continuous, very inconspicuously rivulose or denticulate, running straightly downwards from costa to opposite the cell, roundedly exerted over the median nervules and running inwardly to below the reniform. The ordinary spots are dark, filled in, not annulate. There is a narrow very dark marginal line continuous in both wings. Hind wings with dot and a distinct median line, continuous, of the usual, medially exerted form, slightly denticulate. The terminal space on both wings is a little deeper toned and the common line followed by a faintly paler edging. Beneath duller hued with the reflection of the markings of the upper surface. Body parts concolorous. Palpi whitish with the terminal joint dark at the sides.

Expanse, 25 m. m. *Habitat*, New York; Massachusetts.

Botis 5-linealis, n. s.

Allied to the preceding but larger, paler tinted, and differing by the white ventral surface of the abdomen and a dotting on the upper surface of the wings along the terminal marginal line. The ornamentation is similar; the pale edging to the common line is more perceivable than in *feudalis*, somewhat whitish, concolorous with the paler portion of the discal field on the secondaries. The anterior line is less even, somewhat exerted on sub-costal vein. The common line is distinctly dentate on the hind wings. Under surface of wings whitish, of the body, white; the legs are white with a brown mark on the fore tibiae. The palpi are as in *B. feudalis*, white with dark terminal joint. While the tone is similar this species is paler and not so uniformly colored as its ally.

Expanse, 32 m. m. *Habitat*, New York; Massachusetts.

Botis (Pyrausta) matronalis, n. s.

♂ ♀.—This species is allied to *B. subsequalis* Guen., and to *B. generosa* G. & R., and to the European *Aurata*. Larger and duller hued than our two species hitherto described. Of these *generosa* may be known by the broad bright yellow median fascia of the hind wings and by its wanting any yellow marginal shade. The present species resembles *subsequalis* in having a yellow shade along external margin of the secondaries. The fore wings are dusky brownish, shaded with pale ochery on the disc between the spots, outside of the outer line and along terminal margin. Orbicular spot annulated; reniform filled in. Outer line distinctly marked on costa, indicated medially by dots on the

m. nervules and strongly dentate on submedian fold. The pale ochery following shade is narrow but widens on costal region, following the sinuosities of the line. The subterminal dark shade is medially extended along the veins into the ochery terminal shade which is here broader. There is a dark terminal line on both wings and the fringes are dusky. On the hind wings there is a narrow median yellow band and the deep yellow color appears subcontinuously and narrowly along the terminal margin. There are some yellow scales on the disc defining the discal dot. Beneath more entirely yellow, especially the hind wings, with the dusky lines and discal spots well defined, as well as the subterminal shades; fringes as on upper surface. Body, dusky; abdomen subannulate above with yellowish, beneath pale yellowish.

Expanse, 20 m. m. *Habitat*, Canada, Mr. Wm. Saunders, No. 223, from larva.

Botis hircinalis, n. s.

This species is allied to the European *B. opacalis* of the Alps, and *B. aerealis* of the plains. It differs from the former in the width and shape of the shade band of the primaries. Fore wings bright olivaceous over black, without markings except that the narrow pale ochery shade which follows the exterior line is here alone apparent, comparatively narrow, more sinuous than in *opacalis* and less diffuse, showing that the exterior line has a different conformation in the American species. Fringes blackish with pale tips. Hind wings unicolorous blackish, fringes paler, whitish outwardly. Head and collar deep ochery; thorax olivaceous. Beneath pale ochraceous, primaries mostly dusky; hind wings with subterminal and discal dusky shades not rayed as in *opacalis*.

Expanse, 22 m. m. *Habitat*, Center, N. Y.; Mr. O. Meske.

Botis niveicillialis, n. s.

A blackish species allied to *hircinalis*, with pointed-apices to the primaries and snow white fringes to both wings. Fore wings concolorous dusky blackish, with the exterior line and discal dot very feebly indicated. The line is however followed on costal region by a yellowish shade which becomes the most conspicuous feature of the ornamentation of the wing. Beneath both wings black with a faint indication of the costal shade. At the base of the fringes a faint yellow stain may be noted. Body blackish; the abdominal segments very narrowly edged with pale; beneath paler, whitish.

Expanse, 24 m. m. *Habitat*, New York, Mr. Lintner (Prof. Zeller, No. 2).

XIX. Synonymic List of the Butterflies of North America, North of Mexico

BY SAMUEL H. SCUDDER.

[*Read before this Society, January 22, 1875.*]

Part I. NYMPHALES.

THE following list has been prepared to exhibit in the briefest possible manner the classification, nomenclature, geographical distribution and larval food of North American Butterflies. It is the prodromus of a more extended catalogue in which the writer hopes to include a fuller synonymy and especially a complete index of illustrations, and which, through the co-operation of his colleague, Mr. A. R. Grote, will embrace all the Lepidoptera of North America. Complete references, however, are given here to Abbot and Smith's *Insects of Georgia*, Boisduval and Le Conte's *Lépidoptères de l'Amérique septentrionale*, Say's *American Entomology* and Edward's *Butterflies of North America*; a few brief notes are added where it seems desirable, but the aim has been to eliminate everything unessential to the points in view. For the readier determination of the genera, analytical tables have been prefixed to each family.

The species are printed in bold faced type and, where they are polymorphic, the names which should be employed for the different forms are given in capitals, the synonyms in italics. The generic name of each reference always follows it in parenthesis, unless the species is referred by the author to the same genus as it is in the list; in such case, the generic name is omitted.

Species not seen by the writer from the region included in the list, or unknown by illustrations from the same are prefixed by an asterisk.

My thanks are especially due to Mr. W. H. Edwards, who has given me every possible facility for studying the butterflies of his unrivalled collection, without which the list would have been much

less perfect. In preparing the tables of food plants I have been aided by communications from Messrs. Edwards, Saunders, Gundlach, Riley and others, and especially by the extensive notes of Dr. A. W. Chapman. Any well authenticated additions to this part of the list would be very thankfully received.

CAMBRIDGE, January 15, 1875.

TABLE FOR THE DETERMINATION OF THE GENERA OF NORTH AMERICAN BUTTERFLIES; BASED UPON THE STRUCTURE AND ORNAMENTATION OF THE WINGS:

1. Antennae widely separated at their base, the space between them more than equalling half the vertical diameter of the eye; the latter overhung by a curving pencil of bristly hairs, originating at the outer base of the antennae..... (**Urbicolae**.)
1. Antennae approximate at their base, the space between them not equalling half the vertical diameter of the eye; the latter without an overhanging pencil of bristly hairs..... **2.**
2. Foretarsi of both males and females provided with a pair of claws like the other legs..... (**Papilionides**.)
2. Foretarsi of males always, of females sometimes, with but a single median or with no apical claw..... **3.**
3. Antennae not closely approximate at their base, the space between them generally at least twice the width of the basal joint, the outer margin of the latter infringing slightly on the eye; fore legs perfect in the female..... (**Rurales**) **63.**
3. Antennae closely approximate at their base, the space between them seldom surpassing the width of the basal joint; the outer edge of the latter never infringing on the margin of the eye; forelegs of the female (as well as of male) atrophied..... (**Nymphales**) **4.**
4. Some of the nervures of the fore wings swollen at the base*; cell of hind wings closed..... (**Oreades**) **5.**
4. None of the nervures of the fore wings swollen at the base*; or if swollen, the cell of hind wings open..... **16.**
5. Middle tibiae profusely armed above with long and stout spines..... **14.**
5. Middle tibiae unarmed with spines on the upper surface, or with but slight short ones..... **6.**
6. Median nervure of fore wings greatly swollen at the base, halfway to its first divarication, the swelling not decreasing uniformly from the base to the divarication..... **7.**

*Excepting two genera which may be distinguished from the Oreades by the open cell of the hind wings: *Mestra*, in which only the costal vein of the hind wing is swollen; and *Eunica*, in which both costal and median veins are about equally swollen.

6. Median nervure of fore wings scarcely swollen at the base, or if swollen, decreasing uniformly in size from the base to the first divarication of the nervure.....10.
7. Submedian vein greatly and abruptly swollen at the base.. **Coenonympha.**
7. Submedian vein not at all or but slightly swollen at the base..... 8.
8. Hind wings without ocellate spots beneath..... **Megisto.**
8. Hind wings furnished with ocellate spots beneath.....9.
9. Spots of under surface of hind wings in the lower subcostal and lower median interspaces equal and conspicuously larger than the rest.....
(first two species of) **Cissia.**
9. Spots above mentioned neither equal, nor larger than the others.....
Neonympha.
10. Eyes distinctly pilose..... 13.
10. Eyes naked or very inconspicuously pilose..... 11.
11. Club of antennae insensibly merging into the stalk..... 12.
11. Club of antennae distinct..... **Erebia.**
12. Basal half of hind wings marbled beneath..... **Cercyonis.**
12. Basal half of hind wings not marbled beneath ... (last species of) **Cissia.**
13. Hind wings distinctly dentate or angulated at the upper median nervule..... **Enodia.**
13. Hind wings entire..... **Satyrodes.**
14. Eyes hairy..... **Gyrocheilus.***
14. Eyes naked..... 15.
15. Middle tibiae scarcely more than half as long as the middle femora
Neominois.
15. Middle tibiae almost as long as the middle femora..... **Oeneis.**
16. Antennae naked; fore wings elongated.....(**Heliconidae**) 17.
16. Antennae scaled; fore wings seldom elongated.....22.
17. Wings almost wholly diaphanous..... **Hymenitis.**
17. Wings scaled throughout..... 18.
18. Cell of fore wings longer than extreme breadth of the wing.....19.
18. Cell of fore wings rather shorter than the breadth of the wing..... 21.
19. Upper surface of hind wings with a postmesial series of light spots on a dark ground..... **Apostraphia.**
19. Upper surface of hind wings with a postmesial black band on a fulvous ground.....20.
20. The atrophied recurrent nervule at the tip of the cell in fore wings, originating between the two lower subcostal nervules..... **Dynothea.**
20. The atrophied recurrent nervule at tip of the cell in fore wings arising between the lowest subcostal and upper median nervules. **Mechanitis.**
21. Middle of the median interspaces of the fore wings furnished with white spots..... **Anosia.**

* The characters here given may be insufficient to distinguish *Gyrocheilus*, which I have not been able to examine when preparing this table.

21. Middle of the median interspaces of fore wings unprovided with white spots. **Danaida.**
22. Palpi not so long as the thorax. (**Najades**) **23.**
22. Palpi much longer than the thorax. (**Hypati**) **Hypatus.**
23. Upper surface of tarsi devoid of spines. **25.**
23. Upper surface of tarsi spiny. **24.**
24. Cell of both wings closed. (**Dryades**) **49.**
24. Cell of both wings open. (part of **Praefecti**) **36.**
25. Second superior subcostal nervule, thrown out before the first inferior subcostal nervule (i. e. before the apex of the cell). **28.**
25. Second superior subcostal nervule of fore wings arising at or beyond the first inferior subcostal nervule. **26.**
26. Cell of hind wings open. **27.**
26. Cell of hind wings closed. (**Hamadryades**) **55.**
27. Last palpal joint fully one third the length of the penultimate.
(part of **Praefecti**) **36.**
27. Last palpal joint about one fourth the length of the penultimate.
(part of **Argonautae**) **30.**
28. The vein closing the cell of fore wings strikes the median nervure either nearly or quite as far beyond its second divarication, as half the distance between the base of the first and second median nervules; or else before the second divarication *. part of **Praefecti** **36.**
28. The vein closing the cell of fore wings strikes the median nervure opposite, or just beyond its second divarication *. **29.**
29. Palpi stout and distinctly tapering. (part of **Argonautae**) **30.**
29. Palpi rather slender and of uniform size throughout, excepting of course at the extreme tip. (**Archontes**) **34.**
30. Hind wings tailed. **31.**
30. Hind wings not tailed. **32.**
31. Costal nervure of fore wings terminating a little beyond the middle of the costal border. **Cœa.**
31. Costal nervure of the fore wings terminating close to the apex. **Anaea.**
32. Fore wings produced at the apex. **33.**
32. Fore wings not produced at the apex. **Smyrna.**
33. Penultimate superior subcostal nervule running parallel with the subcostal nervure for half its length, then suddenly diverging from it.
Historis.

*In *Anaea*, one of the Argonautae, the connecting vein strikes the median nervure far beyond its second divarication, but it may at once be distinguished from the Praefecti of this category by its excessively short terminal palpal joint, which is not one-eighth the length of the penultimate.

Two other genera, one of Argonautae (*Historis*), the other of Praefecti (*Junonia*), have the cell open, and to them, therefore, neither of these categories are applicable. In the Argonaut, the cell (measuring from its base to the origin of the inferior subcostal nervules) is more than one-third, in the Praefect less than one-third the length of the wing. By these statements, all these forms may readily be referred to their proper groups.

33. Penultimate superior subcostal nervule diverging from the main nervule at its origin and pursuing a uniform course... **Chlorippe.**
34. Costal and median veins swollen at the base... **Eunica.**
34. Costal and median veins not swollen at the base... **35.**
35. Upper surface of hind wings provided with a distinct submarginal row of white or blue spots... **Basilarchia.**
35. Upper surface of hind wings with no distinct submarginal row of spots... **Limenitis.**
36. Costal and median veins of fore wings prominently swollen at the base... **Mestra.**
36. None of the veins prominently swollen at the base... **37.**
37. Veins closing the cell of fore wings distinctly swollen beneath... **Amphichlora.**
37. Veins at apex of cell of ordinary size... **38.**
38. Cells of both wings open... **39.**
38. Cells of both wings closed by a feeble vein... **44.**
39. Hind wings regularly rounded... **40.**
39. Upper median nervule of hind wings more or less produced into a tail... **41.**
40. Outer margin of fore wings uniformly and slightly convex... **Diaethria.**
40. Outer margin of fore wings sinuous... **Junonia.**
41. Tail of upper median nervule of hind wings much less than half as long as the antennae... **42.**
41. Tail of upper median nervule of hind wings much more than half as long as the antennae... **43.**
42. Upper median nervule of fore wings curved much more strongly near the base than that of hind wings... **Victorina.**
42. Upper median nervule of fore wings greatly curved, as in the hind wings... **Anartia.**
43. Basal half of wing beneath silvery white, in striking contrast to the rest of the wings... **Timetes.**
43. Basal half of wings beneath nearly concolorous with the outer half... **Athena.**
44. Upper median nervule of hind wings produced to a more or less prominent tail or tooth... **45.**
44. Border of hind wings not more produced at the upper median nervule than elsewhere... **Vanessa.**
45. Upper surface of wings with a distinct, continuous, marginal or submarginal band of lighter color than the rest of the wing... **46.**
45. Upper surface of wing without any continuous band of light color... **47.**
46. The light band submarginal... **Aglais.**
46. The light band marginal... **Papilio.**
47. Inner margin of fore wings straight... **48.**
47. Inner margin of fore wings distinctly excised in the apical half... **Polygonia.**

48. Tail of upper median nervule of hind wings broad and bluntly rounded at tip..... **Eugonia.**
48. Tail of upper median nervule of hind wings slender and pointed at tip..... **Hypanartia.**
49. Fore wings at least twice as long as broad..... **54.**
49. Fore wings less than twice as long as broad..... **50.**
50. Second superior subcostal nervule of fore wings arising beyond the apex of the cell..... **51.**
50. Second superior subcostal nervule of fore wings arising at or before the tip of the cell..... **52.**
51. Outer margin of fore wings regularly convex.... **Brenthis.**
51. Outer margin of fore wings sinuous..... **Euptoieta.**
52. Basal half of hind wings covered beneath with frequent large light spots..... **53.**
52. Basal half of hind wings unspotted beneath or with only one or two faint light spots..... **Semnopsyche.**
53. Outer half of upper surface of hind wings with at least three series of black markings on a fulvous ground, the spots of the innermost usually confluent..... **Argynnis.**
53. Outer half of upper surface of hind wings with two rows of pale markings on a blackish ground, none of the spots confluent..... **Speyeria.**
54. First subcostal nervule of fore wings emitted beyond the apex of the cell; pulvilli and paronychia wanting..... **Agraulis.**
54. First subcostal nervule of fore wings emitted at the end of the cell; pulvilli and paronychia present..... **Colaenis.**
55. Last superior subcostal nervule emitted about half way between the tip of the cell and the apex of the wing; only two superior branches to the subcostal nervule arising beyond the cell..... **56.**
55. Last superior subcostal nervule arising much more than half-way from the tip of the cell to the apex of the wing; three superior subcostal nervules arising far beyond the apex of the cell..... **57.**
56. Basal half of hind wings spotted above..... **Lemonias.**
56. Basal half of hind wings immaculate above..... **Euphydryas.**
57. Under surface of hind wings with distinct white or yellow mesial and submarginal bands, interrupted by the nervules, but never broken into sagittate spots..... **58.**
57. Under surface of hind wings without distinct light colored mesial and submarginal bands; or, if present, not interrupted by the nervules or else wholly formed of sagittate spots..... **60.**
58. Spots of the submarginal band of under surface of hind wings strongly arched on the inner edge; mesial band traversed to a greater or less extent by dark transverse lines..... **59.**
58. Spots of the submarginal band of under surface of hind wings with a straight or scarcely curved interior outline; mesial band not traversed by transverse lines..... **Thessalia.**

59. Upper surface of wings furnished at the outer edge, just within the fringe, with a slender series of fulvous spots.....**Schoenis.**
59. Upper surface of wings with the outer border excepting the fringe wholly black.....**Cinclidia.**
60. Outer edge of fore wings scarcely or not at all excised in the median area.....**61.**
60. Outer edge of fore wings distinctly though roundly excised in the median area.....**62.**
61. Hind wings furnished with a submarginal row of small dark spots always distinct upon both surfaces, some of the spots always pupillate with white.....**Charidryas.**
61. Hind wings generally furnished with a submarginal row of small dark spots, often indistinct above and never pupillate with white on either side.....**Phyciodes.**
62. Posterior margin of hind wings nearly straight between the middle subcostal nervule and the anal angle.....**Anthanassa.**
62. Posterior margin of hind wings regularly and uniformly rounded throughout.....**Chlosyne.**

SYNONYMIC LIST OF AMERICAN NYMPHALES.

Family **NYMPHALES** *Linn.* (1758).

[*Nymphalidae Steph.*, 1828.]

I. Subfamily **PRAETORES** *Herbst* (1796).

[*Oreades Hübner*, *Verz.*, 1816.]

I. Tribe: **OREADES** *Borkh.* (1788).

[*Satyridae Swains.*, 1822-23.]

1. **OENEIS** *Hübner* (1816).

Type: *Papilio Norna Esper.*

1. ***Tarpeia** *Esp.*, *Schmett.* *Eur.* 1, pl. 83, figs. 1, 2 (*Papilio*); *Dup.*, *Lép.* *France* 1, 207, pl. 31, figs. 6-7 (*Satyrus*); *Butl.*, *Cat. Satyr.* 161.
Tarpeja *Borkh.*, *Eur. Schmett.*, 1, 101 (*Papilio*).
Celimene *Cram.*, *Pap. Exot.*, 4, pl. 376, figs. E. F. (*Papilio*).
Nanna *Mén.*, *Bull. Acad. St. Petersburg.*, 17, 216 (*Chionobas*).

Arctic America (Arctic Asia and Russia).

This is given on the authority of Butler.

2. **Uhleri** *Reak.*, Proc. Ent. Soc. Phil., 6, 143 (*Chionobas*); Butl., Cat. Satyr., 163.
Rocky Mountains.
3. **Iduna** *Edw.*, Butt. N. Amer., 2, pl. *Chionobas* I, figs. 1-4 (*Chionobas*).
California.
4. **gigas** *Butl.*, Cat. Satyr., 161, pl. 2, fig. 2; *Edw.*, Butt. N. Am., 2, pl. *Chionobas* 1, figs. 5-6 (*Chionobas*).
Vancouver's Island.
5. **nevadensis** *Feld.*, Reise Novara pl. 62 (*Chionobas*); *Butl.*, Cat. Satyr., 161
californica *Boisd.*, Am. Soc. Ent. Belg., 12, 62 (*Chionobas*).
Sierra Nevada.
Mr. Edwards considers *nevadensis* and *californica* distinct species, and has given me some good reasons for his belief. I place them together provisionally.
6. **Chryxus** *Westw.-Hewits.*, Gen. Diurn. Lep., 383, pl. 64, fig. 1 (*Chionobas*); *Butl.*, Cat. Satyr., 161.
Taygete *Gey.* in *Hüb.*, Samml. exot. Schmett., 3, figs. 3, 4 (nec 1-2).
Calais *Scudd.*, Proc. Ent. Soc. Phil., 5, 7 (*Chionobas*).
Hudson's Bay; mountains of Colorado and California.
Mr. Edwards, who possesses the type of *Calais*, says it is the ♀ of *Chryxus*.
7. **Polixenes** *Fabr.*, Syst. Ent., 484 (*Papilio*); *Westw.-Hewits.*, Gen. Diurn. Lep., 503 (*Neonympha*); *Kirb.*, Syn. Cat. Diurn. Lep. 70.
? *Melissa* *Fabr.*, Syst. Ent., 573 (*Papilio*).
Bore *Esp.*, Schmett., tab. 100, Cont. 55, fig. 1 (*Papilio*).
Fortunatus *Fabr.*, Ent. Syst., 3, 1, 152 (*Papilio*).
Norna *Quenst.*, Act. Holm., 1791, 272 (*Papilio*).
Bootes *Hüb.*, Eur. Schmett., figs. 1025-8 (*Papilio*); *Boisd.-LeC.*
Lép. Am. Sept. 218 (*Chionobas*).
Taygete *Gey.* in *Hüb.*, Exot. Schmett., 3, figs. 1-2.
Greenland; Labrador; Newfoundland (Lapland).
8. **semidea** *Say*, Amer. Ent. pl. 50 (*Hipparchia*); *Morr.*, Syn. Lep. N. Amer. 80 (*Coenonympha*); *Edw.*, *Morr. Syn. Lep. N. Amer.*, 351.
Also (pars) *Boisd.*, Icon. 1, 197 (*Chionobas*).
White Mountains, New Hampshire.
Food plant: *Carex rigida*.
9. **Oeno** *Boisd.*, Icon., pl. 39, figs. 4-6 (*Chionobas*); *Butl.* Cat. Satyr., 163;
Boisd.-LeC., *Lép. Am. Sept.*, 220 (*Chionobas*).
Also *Boisd.*, Icon., pl. 40, figs. 1-2 (*Chionobas*); *Boisd.-LeC. Lép. Am. Sept.* 222 (*Chionobas*).
Crambis *Frey.*, Neuer. Beitr., 5, tab. 440, figs. 3-4 (*Papilio*).
subhyalina *Curt.*, Ross. Narr. App., 68 (*Hipparchia*).
assimilis *Butl.* Cat. Satyr. 163, pl. 2, fig. 10.
Labrador; Arctic America (and Europe).

10. *Jutta* *Hübner*, Eur. Schmett., figs. 614-5 (*Papilio*); *Boisd.*, Icon. pl. 38, figs. 1-4 (*Chionobas*); *Dup. Lép. de France*, pl. 40, figs. 35 (*Satyrus*); *Butl. Cat. Satyr.*, 160.

Balder *Boisd.*, Icon., 1, 189, pl. 39, figs. 1-3 (*Chionobas*); *Boisd.-LeC.*, Lép. Am. Sept., 215 (*Chionobas*).

Balderi *Hübner*, Zutr., figs. 981-2 (*Eumenis*).

Eastern boreal America, north of United States (boreal countries of old world).

2. NEOMINOIS *Scudder*.

Type: *Satyrus* *Ridingsii* *Edw.*

This group has the structure of the legs seen in *Minois*, in which respect it is allied to *Oeneis*, and differs from other American *Oreades*.

11. *Ridingsii* *Edw.*, Proc. Ent. Soc. Phil., 4, 201 (*Satyrus*).

Stretchii *Edw.*, Trans. Amer. Ent. Soc., 3, 193 (*Chionobas*).

Colorado; Nevada; Montana.

3. GYROCHEILUS *Butler* (1867).

Type: *Pronophila* *Patrobas* *Hewits*.

12. *Tritonia* *Edw.*, Trans. Am. Ent. Soc., 5, 18 (*Geirocheilus*).

Arizona.

4. ENODIA *Hübner* (1816).

Type: *Oreas* *marmorata* *Andromacha* *Hübner*.

13. *Portlandia* *Fabr.*, Spec. Ins., 2, 82 (*Papilio*); *Boisd.-LeC.*, Lép. Amer. Sept., 226, pl. 58, figs. 1-5 (*Satyrus*); *Westw.-Hewits.*, Gen. Diurn. Lep. 360 (*Debis*); *Butl. Cat. Satyr.*, 114 (*Lethe*); *Kirb.*, Syn. Cat. Lep. 55 (*Euptychia*); *Scudd.*, Rev. Amer. Butt., 5.

Andromacha *Hübner*, Exot. Schmett., 1 (*Oreas marmorata*); *Say*, Am. Ent., pl. 36 (*Hipparchia*).

Androcardia *Hübner*, Ind. Exot. Lep., 1.

United States east of Great Plains.

Food-plant: Grass.

5. CERCYONIS *Speyer* in litteris.

Type: *Papilio* *Alope* *Fabr.*

Dr. Speyer has pointed out to me that the European *Minois*, of which *Phaedra* is the type, differs from this group, which I formerly referred to *Minois*, in its very short and thickly spined middle legs, and in the absence of the marked excision of the hind wings at the anal angle, so noticeable in *Cercyonis*.

14. *Pegala* *Fabr.*, Ent. Syst., 3, 1, 230 (*Papilio*); *God.*, Encycl. Méth. 9, 524 (*Satyrus*).

Extreme Southern United States, east of Rocky Mountains.

15. **Alope** *Fabr.*, Ent. Syst., 3, 1, 229 (*Papilio*); *God.*, Encycl. Méth., 9, 524 (*Satyrus*); *Boisd.-LeC.*, Lép. Am. Sept., 228, pl. 59, figs. 1-4 (*Satyrus*); *Harr.*, Hitchc. Rep., Ed. 1, 590 (*Hipparchia*); *Doubl.*, List Lep. Brit. Mus., 1, 136 (*Enodia*); *Scudd.*, Rev. Amer. Butt., 5 (*Minois*).

United States, east of Great Plains.

Food-plant: Grass.

16. **Wheeleri** *Edw.*, Trans. Am. Ent. Soc., 4, 343 (*Satyrus*).

Hoffmani *Streck.*, Lep. ind. and exot., 31, pl. 4, figs. 8, 8 (*Satyrus*).

Utah; Nevada.

17. **Boopis** *Behr*, Calif. Acad. Nat. Sc., 3, 164 (*Satyrus*).

18. * **Gabbii** *Edw.*, Trans. Amer. Ent. Soc., 3, 193 (*Satyrus*).

Oregon.

19. **Nephele** *Kirb.*, Faun. Bor. Amer., 4, 297 (*Hipparchia*); *Westw.-Hewits.*, Gen. Diurn. Lep., 380 (*Erebia*); *Edw.*, Proc. Ent. Soc. Philad., 6, 195 (*Satyrus*); *Scudd.*, Rev. Amer. Butt., 6 (*Minois*).

Northern United States, east of Plains and Canada; Arizona.

Food-plant: Grass.

20. **Ariane** *Boisd.*, Ann. Soc. Ent. Fr., [2] 10, 307 (*Satyrus*); *Reak.*, Proc. Ent. Soc. Philad., 6, 145 (*Enodia*).

California; Nevada.

21. **Meadii** *Edw.*, Trans. Am. Ent. Soc., 4, 70 (*Erebia*).

Colorado.

22. **Sthenele** *Boisd.*, Ann. Soc. Ent. Fr., [2] 10, 308 (*Satyrus*).

California.

23. **Oetus** *Boisd.*, Ann. Soc. Ent. Belg., 12, 63 (*Satyrus*).

Charon *Edw.*, Trans. Am. Ent. Soc., 4, 69 (*Satyrus*).

Colorado; California.

Oetus may perhaps be referred with better propriety to *Phocus*, but I have never seen specimens exactly agreeing with *Boisduval's* description. He himself compares it (in litt.) to this species, but his description corresponds almost exactly with *Phocus*. I place it here provisionally.

24. **Phocus** *Edw.*, Trans. Am. Ent. Soc. 5, 14 (*Satyrus*).

British Columbia.

25. **silvestris** *Edw.*, Proc. Acad. Nat. Sc. Philad., 1861, 162 (*Satyrus*).

California; Nevada; Montana.

6. SATYRODES *Scudder*.

Type: *Papilio Eurydice* *Linn.*

Argus of *Scopoli* which I proposed to restrict to this group, was altogether too heterogeneous in character to have been so applied; it should be wholly dropped. The group differs from *Pararge*, to which it appears most nearly allied, in its shorter antennae, much slenderer club, slenderer and much less heavily clothed palpi, shorter middle tibiae, and the want of any recurrent vein at the extremity of the cell of the fore wings.

- 26. Eurydice** *Linn.-Johanns.*, *Amer. Acad.*, 6, 406 (*Papilio*); *Scudd.*, *Rev. Amer. Butt.*, 6 (*Argus*).
Canthus *Linn.*, *Syst. Nat.*, Ed. 12, 2, 768 (*Papilio*); *Boisd.-LeC.*
Lép. Am. Sept., pl. 60, figs. 1-4 (*Satyris*).
Canteus *God.*, *Encycl. Méth.*, 9, 493 (*Satyris*).
transmontana *Gosse*, *Newm. Entom.*, 138 (*Hipparchia*).
Boisduvalii *Harr.*, *Ins. Inj. Veg.* Ed. 3, 305, fig. 128 (*Hipparchia*)
 Northern United States, east of Great Plains.
 Food-plant: Grass.

7. EREBIA *Dalman* (1816).

Type: *Papilio Ligea Linn.*

This group exhibits considerable variation in the recurvation of the fore wings. I have even seen specimens of *E. Mancinus* in which, on one side, the first superior subcostal nervule appears as a branched vein, the second superior subcostal nervule originating from it, instead of from the main nervule.

- 27. Epipsodea** *Butl.*, *Catal. Satyr.*, 80, pl. 2, fig. 9.
Rhodia *Edw.*, *Trans. Amer. Ent. Soc.*, 3, 273.
 Rocky Mountains.
- 28. Mancinus** *Westw.-Hewits.*, *Gen. Diurn. Lep.*, 380, pl. 54, fig. 2.
Disa, var. *Mancinus* *Butl.*, *Catal. Satyr.*, 89.
 Rocky Mountains; Alaska.
- 29. Rossii** *Curt.*, *Ross, Narr. App.*, 67, pl. A, fig. 7 (*Hipparchia*); *Westw.-Hewits.*, *Gen. Diurn. Lep.*, 380.
 Arctic America.
- 30. Callias** *Edw.*, *Trans. Amer. Ent. Soc.*, 3, 274.
 Colorado.
- 31. * Haydenii** *Edw.*, *Hayd., Rep. Geol. Sur. Mont.*, 1872, 467.
 Wyoming.
- 32. Vesagus** *Westw.-Hewit.*, *Gen. Diurn. Lep.*, 380, pl. 64, fig. 3.
 Rocky Mountains.
- 33. discoidalis** *Kirb.*, *Faun. Bor. Amer.*, 298, pl. 3, figs. 2-3 (*Hipparchia*);
Westw.-Hewit., *Gen. Diurn. Lep.*, 380.
 Hudson's Bay to Alaska.
- 34. fasciata** *Butl.*, *Catal. Satyr.*, 92, pl. 2, fig. 8.
 Arctic America.

8. COENONYMPHA *Hübner* (1816).

Type: *Papilio Oedippus Fabr.*

- 35. * Brenda** *Edw.*, *Trans. Am. Ent. Soc.*, 2, 375.
 Southern California.
- 36. * pamphiloides** *Reak.*, *Proc. Ent. Soc. Phil.*, 6, 146 note.
 California.

37. *ochracea* *Edw.*, Proc. Acad. Nat. Sc., 1861, 163.
 ? *Davus* var. *Isis* *Butl.* Cat. Satyr., 47.
 Newfoundland; Northern Lake Winnipeg; Kansas; California; Colorado.
38. * *Ampelos* *Edw.*, Trans. Am. Ent. Soc., 3, 213.
 Oregon.
39. * *Kodiak* *Edw.*, Trans. Am. Ent. Soc., 2, 375.
 Kodiak.
40. *inornata* *Edw.*, Proc. Acad. Nat. Sc. Phil., 1861, 163.
 Lake Winnipeg, to the Pacific coast.
41. *California* *Westw.-Hewits.*, Gen. Diurn. Lep., 398, pl. 67, fig. 2.
Californius *Boisd.*, Ann. Soc. Ent. Fr., [2] 10, 309 (*Satyrus*).
californica *Edw.*, Syn., N. Amer. Butt., 25.
Galactinus *Boisd.*, Ann. Soc. Ent. Fr., [2] 10, 309 (*Satyrus*).
Ceres *Butl.*, Ent. Montl. Mag., 4, 78.
 California; Montana.

9. NEONYMPHA Hübner (1816).

Type: *Oreas fimbriata* *Helicta* *Hübner*.

42. *Cornelius* *Fabr.*, Ent. Syst., 3, 1, 220 (*Papilio*); *God.*, Encycl. Méth., 9, 493 (*Satyrus*); *Westw.-Hewit.*, Gen. Diurn. Lep., 438 (*Eurygonia*); *Butl.*, Cat. Fabr. Lep., 15 (*Euptychia*).
Gemma *Hübner*, Zutr. Samml. exot. Schmett., 1, figs. 7-8; *Boisd.-Le C.*, Léop. Am. Sept., pl. 62, figs. 1-5 (*Satyrus*).
 Southern States (Poloche Valley).
 Food-plant: Grass.
43. *Phocion* *Fabr.*, Ent. Syst., 3, 218 (*Papilio*); *Butl.*, Cat. Satyr., 37 (*Euptychia*); *Scudd.*, Rev. Am. Butt., 7 (*Megisto*); *Westw.-Hewit.*, Gen. Diurn. Lep., 375.
areolatus *Smith-Abb.*, Ins. Geo., 1, 25, tab. 13 (*Papilio*); *Boisd.-Le C.*, Léop. Am. Sept., pl. 63, figs. 5-8 (*Satyrus*).
Helicta *Hübner*, Samml. Exot. Schmett., 1 (*Oreas fimbriata*).
 Atlantic States, from New York southward.
 Food-plant: *Andropogon nutans*, *Panicum sanguinale*.

10. MEGISTO Hübner (1816).

Type: *Megisto Acmenis* *Hübner*.

44. *Acmenis* *Hübner*, Zutr. Samml. Exot. Schmett., figs. 233-4; *Westw.-Hewit.*, Gen. Diurn. Lep., 375 (*Neonympha*); *Butl.*, Proc. Zool. Soc., 1866, 476 (*Euptychia*).
 Baltimore (fide *Hübner*).

This butterfly is unknown to American lepidopterists, and it seems very doubtful whether it can be considered American; more particularly as three other Satyrids given by *Hübner* in this same work, under the names of *Symphædra*, *Alcandra*, *Mycalesis*, *Otrea* and *Yphthima*, *Philomela* (all said by him to come aus Georgien in Florida), have since been discovered to be East Indian species.

11. *CISSIA* *Doubleday* (1848).Type: *Papilio Clarissa Cram.*

45. *Sosybius* *Fabr.*, Ent. Syst., 3, 219 (*Papilio*); *God.*, Encycl. Méth., 9, 495 (*Satyrius*); *Westw.-Hewits.*, Gen. Diurn. Lep., 375 (*Neonympha*); *Butl.*, Proc. Zool. Soc. Lond., 1866, 474 (*Euptychia*); *Boisd.-Le C.*, Lép. Am. Sept., pl. 63, figs. 1-4 (*Satyrius*).

Southern half of United States, east of and including Mississippi Valley.

46. *rubricata* *Edw.*, Trans. Am. Ent. Soc. 3, 212 (*Euptychia*).
Texas.

47. *Eurytus* *Fabr.*, Syst. Ent., 487 (*Papilio*); *Butl.*, Proc. Zool. Soc. Lond., 1866, 465 (*Euptychia*); *Scudd.*, Rev. Amer. Butt., 7 (*Megisto*).

Eurytris *Fabr.*, Ent. Syst., 3, 157 (*Papilio*).*Eurythris* *God.*, Encycl. Méth., 9, 494 (*Satyrius*); *Boisd.-Le C.*, Lép. Am. Sept., pl. 51, figs. 1-5 (*Satyrius*).*Cymela* *Cram.*, Pap. Exot., pl. 132, figs. C. D (*Papilio*).*Cymelia* *Hüb.*, Verz. Schmett., 54 (*Megisto*).

United States east of Great Plains.

Food-plant: Grass.

II. Subfamily **HELICONIDAE** *Swains.* (1837).[Festivi *Grav.*, 1807.]II. Tribe: **FESTIVI** *Fabr.* (1793).[*Tribuni Herbst.*, 1794; *Danaides Boisd.*, 1836.]12. **DANAIDA** *Latreille* (1805).Type: *Papilio Plexippus Linn.*

48. **Plexippus** *Linn.*, Syst. Nat. Ed. 10, 471 (*Papilio*); *Fabr.*, Ill. Mag., 6, 280 (*Euploea*); *Latr.*, Gen. Crust. et Ins., 4, 200 (*Danaus*); *Say*, Am. Ent., pl. 54 (*Danaus*); *Esch.*, Kotzeb. Entd. Reise, 3, 210, pl. 7, fig. 14, a b (*Idea*); *Latr.*, Hist. Nat. Crust. et Ins., 14, 108.

Erippus *Cram.*, Pap. Exot., 1, pl. 3, figs. A B (*Papilio*).*Archippus* *Fabr.*, Ent. Syst. 3, 49 (*Papilio*); *Sm.* Abb., Lep.-Ins. Geo., 1, pl. 6 (*Papilio*); *Boisd.-Le C.* Lép. Am. Sept., 137, pl. 40, figs. 1-4 (*Danais*).*Archippe* *God.*, Encycl. Méth., 9, 184 (*Danais*).*Megalippe* *Hüb.*, Exot. Schmett., 2 (*Anosia*).*Menippe* *Hüb.*, Verz. Schmett., 16 (*Anosia*).

Southern portions of British America; United States, Bermudas (Antilles, Mexico, Central America and South America as far as Rio).

Food-plants: *Asclepias cornuti*, *A. purpurascens*, *A. incarnata*, *A. tuberosa*, *A. anplexicaulis*, *A. tomentosa*, *A. curassavica*, *A. nirca*, *Apocynum androsæmifolium*.

13. ANOSIA *Hübner* (1816).Type: *Limnas ferruginea Vincetoxici Hübner*.

49. **Berenice** *Cram.*, Pap. Exot., 3, pl. 205, figs. E F (*Papilio*); Bois.-Le C., Lép. Am. Sept., 134, pl. 39 (*Danaïs*).
Erippus Fabr. (nec Cram.), Mant. Ins., 2, 27 (*Papilio*).
Erippe Hübn., Verz. Schmett., 16.
Gilippus Smith-Abb., (nec Cram.) Lep. Ins. Geo., 1, pl. 7 (*Papilio*).
Vincetoxici Hübn., Exot. Schmett., 1 (*Limnas ferruginea*).
Vincetoxici Hübn., Verz. Schmett., 16.

Southernmost United States, as far west as New Mexico (Antilles, Mexico).
 Food-plants: *Asclepias amplexicaulis*, *A. obtusifolia*, *Gonolobus hirsutus*.

50. **strigosa** *Bates*, Ent. Monthl. Mag., 1, 32 (*Danaïs*).

Texas.

Is it clearly distinct from *Berenice*?

III. Tribe: HELICONII *Linn.* (1758).

(*Heliconii Fabr.*, 1781; *Nereides Hübner*, 1816; *Heliconidae Doubl.*, 1844.]

14. HYMENITIS *Hübner* (1816).Type: *Papilio diaphanus Drury*.

51. ***diaphana** (*Diaphanus*) *Drury*, Ill. Exot. Ent., 2, pl. 7, fig. 3 (*Papilio*);
 Doubl., Gen. Diurn. Lep., 125 (*Ithomia-Hymenitis*).
diaphane Hübn., Verz. Schmett., 8.

Florida; Louisiana; Texas (Antilles).

I cannot find any authority for the occurrence of this butterfly within our limits, excepting Edwards' Synopsis, and Mr. Edwards does not recollect upon what grounds he placed it there.

52. **Phono** *Gey*. in Hübn., Zutr. Exot. Schmett., figs. 987-8.

Florida.

Placed here on the authority of Geyer.

15. DYNOTHEA *Reakirt* (1866).Type: *Papilio Lycaste Fabr.*

53. ***Lycaste** *Fabr.*, Ent. Syst., 3, 1, 161 (*Papilio*); *Reak.*, Proc. Ent. Soc. Phil., 5, 222.

Los Angeles, California (southward to Guiana).

IPHIANASSA Doubl., Gen. Diurn. Lep., 127 (*Ceratinia*).

Lycaste God., Encycl. Méth., 9, 221 (*Heliconia*); *Reak.*, Proc. Ent. Soc. Phil., 5, 219 (*Ceratinia*); *Hewits.*, Exot. Butt., 1, pl. Ith. 15, fig. 92 (*Ithomia*).

Los Angeles, California (southward to Guiana).

PANAMENSIS *Bates*, Proc. Zool. Soc. Lond., 1863, 245 (*Ithomia*).

Panama.

ANAPHISSA Herr.-Schaeff., Prod. Lep. 1, 49 (*Ithomia*); Reak., Proc. Ent. Soc. Phil., 5, 220 (*Ceratinia*).

Iphianassa Hewits., Exot. Butt., 1, pl. Ith. 15, fig. 91 (*Ithomia*).
(New Grenada.)

NEGRÈTA Reak., Proc. Ent. Soc. Phil., 5, 220 (*Ceratinia*).

Los Angeles, California.

PIANESSA Herr.-Schaeff., Prodr. Lep., 1, 49 (*Ithomia*); Reak., Proc. Ent. Soc. Phil., 5, 221 (*Ceratinia*).

Iphianassa Hewits., Exot. Butt., 1, pl. Ith. 15, fig. 93 (*Ithomia*).
(New Grenada.)

CHIMBORAZANA Reak., Proc. Ent. Soc. Phil., 5, 221 (*Ceratinia*).

(Ecuador.)

16. MECHANITIS Fabricius (1807).

Type: *Papilio Polymnia* Linn.

54. * *californica* Reak., Proc. Ent. Soc. Phil., 5, 223.

Los Angeles, California.

17. APOSTRAPHIA Hubner (1816).

Type: *Papilio Charithonia* Linn.

55. *Charithonia* Linn., Syst. Nat. Ed. 12, 757 (*Papilio*).

Charithonia Fabr., Syst. Ent., 462 (*Papilio*); God., Encycl. Méth., 9, 210 (*Heliconia*); Boisd.-LeC., Léop. Am. Sept., 140, pl. 41, figs. 1-2 (*Heliconia*); Hübn., Verz. Schmett., 13.

Sea-coast of extreme southern United States (Antilles, Mexico and Central America).

III. Subfamily NAJADES Borkh. (1788).

[*Nymphalinae* Bates., 1861.]

IV. Tribe: ARGONAUTAE Cram. (1782).

[*Phalerati* Hübn., 1816; *Paphianae* Swains., 1832-33; *Apaturidae* Staud.-Wocke, 1871.]

18. SMYRNA Hubner (1822-6).

Type: *Smyrna Blomfieldii* Hu'n.

56. * *Karwinskii* Gey. in Hübn., Samml. Exot. Schmett., 3.

Texas; New Mexico (Mexico; Guatemala).

19. COEA Hubner (1816).

Type: *Papilio Acheronta* Fabr.

57. *Acheronta* Fabr., Syst. Ent., 501 (*Papilio*); God., Encycl. Méth., 9, 358 (*Nymphalis*); Edw., Syn. N. Am. Butt., 23 (*Megistansis*); Hübn., Verz. Schmett., 48.

Cadmus Cram., Pap. Exot., 1, pl. 22, figs. A B (*Papilio*).

Pherecydes Cram., Pap. Exot., 4, pl. 330, figs. A B (*Papilio*).

Texas; New Mexico [Westwood erroneously New York] to Brazil.

20. HISTORIS *Hübner* (1816).Type: *Papilio Odius Fabr.*?

- 58.
- Orion**
- Fabr.*
- , Syst. Ent., 485 (
- Papilio*
-);
- God.*
- , Encycl. Méth., 9, 368 (
- Nymphalis*
-);
- Boisd.-LeC.*
- , Lép. Am. Sept., 195, pl. 52 (
- Aganisthos*
-).

Odius Fabr., Syst. Ent., 457 (*Papilio*).*Odia Hübner.*, Verz. Schmett., 35.*Danae Cram.*, Pap. Exot., 1, pl. 84, figs. A B (*Papilio*).

Florida (Antilles and southward to Brazil).

Odius and *Orion* of Fabricius were published at the same time. The first author who placed them together as one species, and selected one of these names to be retained, was Godart, who chose *Orion*, and this action is therefore binding upon Zoologists of the present day.

21. ANAEA *Hübner* (1816).Type: *Papilio Troglodyta Fabr.*

- 59.
- Andria**
- Scudd.*

Glycerium Morr., (nec Doubl.) Syn. Lep. N. Am., 67 (*Paphia*); *Ril.*, (nec Doubl.) Am. Ent., 2, 121, figs. 81-83 (*Paphia*); *Edw.*, (nec Doubl.) Butt. N. Am. 1, pl. Paphia, figs. 1-6 (*Paphia*).

Mississippi Valley, westward to Great Plains; Texas.

Food-plant: *Croton capitatum*.

Our butterfly seems to me clearly distinct from *A. Glycerium*. Compare the illustrations of Hewitson and Edwards.

- 60.
- Troglodyta**
- Fabr.*
- , Syst. Ent., 502 (
- Papilio*
-);
- God.*
- Encycl. Méth., 9, 365 (
- Nymphalis*
-);
- Westw.-Hewits.*
- , Gen. Diurn. Lep., 318 (
- Paphia*
-);
- Hübner.*
- , Verz. Schmett., 48.

Troglodyta Fabr., Mant. Ins., 47 (*Papilio*).*Astyanax Cram.*, Pap. Exot., 4, pl. 337, figs. A B (*Papilio*).*Astina Hübner.*, Samml., Exot. Schmett., 1 (*Humadryas undata*).*Portia God.*, (nec *Fabr.*) Encycl. Méth., 9, 364 (*Nymphalis*).

Florida (Antilles).

22. CHLORIPPE *Boisduval* (1844).Type: *Nymphalis Laurentia God.*

- 61.
- Herse**
- Fabr.*
- (
- Papilio*
-).

CLYTON Boisd.-LeC., Lép. Am. Sept., 208, pl. 56, figs. 1-4 (*Apatura*).

Herse Fabr., Ent. Syst., 3, 229 (*Papilio*); *Westw.-Hewits.*, Gen. Diurn. Lep., 392 (*Satyrus?*); *Scudd.*, Syst. Rev., 9 (*Doxocopa*);

Ril., Trans. St. Louis Acad. Sc., 3, 198, figs. 5-6 (*Apatura*).*Idyia* (pars) *Herr.-Schaeff.*, (nec *Hübner.*) Prodr. Lep., 80 (*Doxocopa*).*Lycæon* (pars) *Butl.*, (nec *Fabr.*) Cat. Fabr. Lep., 57 (*Apatura*).*PROSERPINA Scudd.*, Trans. Chic. Acad. Sc., 1, 332 (*Apatura*).

United States east of the Great Plains, excepting the northernmost States.

Food-plant: *Celtis occidentalis*.

62. *Lycæon Fabr.*, Ent. Syst., 3, 228 (*Papilio*); Westw.-Hewits., Gen. Diurn. Lep., 392 (*Satyrus?*); Scudd., Syst. Rev., 9 (*Dorocopa*); Ril., Trans. St. Louis Acad. Sc., 3, 195, figs. 3-4 (*Apatura*).

Celtis Boisd.-LeC., Lép. Am. Sept. 21, pl. 57 (*Apatura*).

Alicia Edw., Butt. N. Am., pl. Apatura 1, figs. 1-4 (*Apatura*).

Southern half of the United States east of the Great Plains.

Food-plant: *Celtis occidentalis*.

The presence in the United States of a third species of *Chlorippe* (*Idyia* Hübn.) seems to me to be insufficiently verified.

V. Tribe: ARCHONTES *Hervst.* (1798).

[*Papiliones maculato-fasciata* *Wien. Verz.*, 1775; *Nymphalidae Dup.*, 1844; *Limenitides* *Butl.*, 1869.]

23. BASILARCHIA *Scudder* (1872).

Type: *Papilio Astyanax Fabr.*

63. *Weidemeyeri* *Edw.*, Proc. Acad. Nat. Sc. Phil., 1861, 163, pl. 2, figs. 1, 4 [ined.?] (*Limenitis*); Grote, Can. Ent., 5, 143; Edw., Butt. N. Am., 1, pl. *Limenitis* 2, figs. 1-4 (*Limenitis*).

Rocky Mountain region from Montana to Colorado.

64. *Arthemis Drury* (*Papilio*).

LAMINA *Fabr.*, Ent. Syst., 3, 118 (*Papilio*).

Arthemis *Drury*, Ill. Nat. Hist., 2, pl. 10, figs. 3-4 (*Papilio*); *Say*, Amer. Ent. 2, pl. 23 (*Limenitis*); *Boisd.-LeC.*, Lép. Am. Sept., 202, pl. 54, figs. 1-3 (*Nymphalis*); *Scudd.*, Syst. Rev. 8.

Artemis *Doubl.*, Cat. Lep. Brit. Mus., 1, 96 (*Nymphalis*).

PROSERPINA *Edw.*, Proc. Ent. Soc. Phil., 5, 148 (*Limenitis*); *Ib.*, Trans. Am. Ent. Soc., 1, 286, pl. 4 [some marked 5], (*Limenitis*); *Ib.*, Butt. N. Am., 1, pl. *Limenitis* 1, figs. 1-4 (*Limenitis*).

East of the Rocky Mountains from McKenzie River and the Northern shore of the St. Lawrence, southward to the northernmost of the United States.

Food-plants: *Betula lenta*, hawthorn, willow.

I place *Proserpina* as a dimorphic form of *Arthemis* with much hesitancy, and only provisionally. It is very probably a hybrid of *Arthemis* and *Astyanax*.

65. *Astyanax Fabr.*, Syst. Ent. 417 (*Papilio*); *Butl.*, Cat. Fabr. Lep., 60 (*Limenitis*); *Scudd.*, Syst. Rev., 8.

Ephestion *Stoll*, Suppl. Cram. Pap. Exot., pl. 25, figs. 1, 1a (*Papilio*).

Ephestiaena *Hübner*, Verz. Schmett., 38 (*Callianira*).

Ursula *Fabr.*, Ent. Syst., 3, 82 (*Papilio*); *Sm.-Abb.*, Lep. Ins. Geo., pl. 10 (*Papilio*); *Boisd.-LeC.*, Lép. Am. Sept., 199, pl. 53, figs. 1-4 (*Nymphalis*).

United States, east of and including the Mississippi Valley; Southern Ontario; Arizona.

Food-plants: Apple, cherry, quince, hawthorn, wild gooseberry, willows, plum, *Quercus, ilicifolia, Carpinus americana, Vaccinium stramineum*.

66. *Archippus* *Cram.* (nec Fabr.), Pap. Exot., 1, 24, pl. 16, figs. A B (*Papilio*); Verl., Comm. Zool., 20 (*Nymphalis*); Butl., Cat. Fabr. Lep., 60 (*Limenitis*).

Archippe Hübn., Verz. Schmett., 16 (*Anosia*).

Misippus Fabr. (nec Linn.), Syst. Ent., 481 (*Papilio*).

Disippe God., Encycl. Méth., 9, 393 (*Nymphalis*); Scudd., Syst. Rev., 8.

Disippus Boisd.-Le C., Lép. Am. Sept., 204, pl. 55, figs. 1-4 (*Nymphalis*).

United States, east of the Sierra Nevada; Southern Canada.

Food-plants: Willows, *Populus balsamifera, P. tremuloides, P. monilifera, P. dilatata, Prunus*, apple, *Quercus ilicifolia, Q. rubra?*

24. LIMENITIS Fabricius (1807).

Type: *Papilio Camilla* Wien. Verz.

67. *californica* Butl., Proc. Zool. Soc., 1865, 485 (*Heterochroa*); Kirb., Syn. Cat. Lep., 235 (*Adelpha*); Edw., Syn. N. Am. Butt., 23.

Eulalia Boisd. (nec Doubl.), Ann. Soc. Ent. Fr., [2] 10, 301; Edw. (nec Doubl.), Proc. Acad. Nat. Sc. Phil., 1862, 225.

Bredowii Edw. (nec Hübn.), Butt. N. Amer., 1, pl. Limenitis 4, figs. 1-3.

California.

68. *Lorquinii* Boisd., Ann. Soc. Ent. Fr., [2] 10, 301; Kirb., Syn. Cat. Lep., 235 (*Adelpha*); Edw., Butt. N. Am., 1, pl. Limenitis 3, figs. 1-4.

California.

Food-plant: Willows.

25. EUNICA Hübner (1816).

Type: *Papilio Monima* Cram.

69. *Monima* Cram., Pap. Exot., 4, pl. 387, figs. F G (*Papilio*); Hübn., Verz. Schmett., 60.

Myrto God., Encycl. Méth., 9, 418 (*Nymphalis*).

Hyperipte Edw. (nec Hübn.), Syn. N. Am. Butt., 21 (*Cybelis*).

Florida (Antilles, Central America, Brazil).

Specimens I have seen from Florida and Cuba, which agree wholly together, seem to be much smaller than *Monima*, and are referred with some hesitation to that species, although doubtless the *Monima* of Herr.-Schaeff. (Schmett. Cuba).

VI. Tribe: PRAEFECTI Herbst (1794).

[*Papiliones angulati* Wien. Verz., 1775; *Hamadryades* Hübn., 1818; *Vanessidae* Dup., 1844.]

26. *HYPANARTIA* *Hübner* (1821-25).Type: *Hypanartia Teemesia* *Hübner*.

70. * *Lethe* *Fabr.*, Ent. Syst., 3, 80 (*Papilio*); *God.*, Encycl. Méth., 9, 818 (*Vanessa*); *Doubl.-Hewits.*, Gen. Diurn. Lep., 194 (*Eurema*); *Kirb.*, Syn. Cat. Lep., 180.

Demonica *Hübner*, Samml. Exot. Schmett., 2.

Texas; New Mexico (to Brazil).

27. *POLYXIA* *Hübner* (1816).Type: *Papilio e-album* *Linn.*

71. *interrogationis* *Fabr.*, Suppl. Ent. Syst., 424 (*Papilio*); *Ib.*, Ill. Mag. Ins., 6, 281 (*Cynthia*); *Harr. Hitchc. Rep.*, 1st Ed., 590 (*Vanessa*); *Doubl.-Hewits.*, Gen. Diurn. Lep., 197 (*Grapta*); *Scudd.*, Syst. Rev., 10.

p-interrogationis *God.*, Encycl. Méth., 9, 819 (*Vanessa*).*FABRICII* *Edw.*, Trans. Am. Ent. Soc., 3, 1 (*Grapta*); *Ib.*, Butt. N. Am., 1, pl. *Grapta* 5, figs. 1-6 (*Grapta*).*interrogationis* *Lintu.*, Trans. Am. Ent. Soc., 3, 313 (*Grapta*).*e-aureum* *Cram.* (nee *Lintu.*), Pap. Exot., 1, pl. 19, figs. E F (*Papilio*); *Boisd.-LeC.*, Léop. Am. Sept., 192, pl. 51, figs. 1-4 (*Vanessa*).*UMBROSA* *Lintu.*, Trans. Am. Ent. Soc., 2, 313 (*Grapta*); *Edw.*, Butt. N. Am., 1, pl. *Grapta* 4, figs. 1-4, a, b, b, c-g (*Grapta*).*e-aureum* *Sm.-Abb.*, Lep. Ins. Geo., 1, 21, pl. 11 (*Papilio*); *Hübner*, Samml. Exot. Schmett., 2.*Crameri* *Scudd.*, Proc. Bost. Soc. Nat. Hist., 13, 276 (*Grapta*).*p-interrogationis* *God.*, Encycl. Méth., 9, 301 (*Vanessa*).United States, east of and including the Mississippi Valley; Texas; also Canada and even to Labrador (fide *Möeschler*).Food-plants: *Ulmus americana*, *Urtica*, *Boehmeria cylindrica*, *Humulus lupulus*, *Tilia americana*, *T. pubescens*, *Celtis occidentalis*.

72. *comma* *Harr.*, (*Vanessa*).

HARRISII [*Harisii*] *Edw.*, Can. Ent., 5, 184 (*Grapta*).*comma* *Harr.*, Ins. Inj. Veg., 1st Ed., 221 (*Vanessa*); *Doubl.-Hew.*, Gen. Diurn. Lep., 197 (*Grapta*); *Kirb.*, Syn. Cat. Lep., 648 (*Nymphalis*); *Edw.*, Butt. N. Am., 1, pl. *Grapta* 2, figs. 1-5, a, a, a, b, b (*Grapta*); *Scudd.*, Syst. Rev., 10.*e-album* *Boisd.-LeC.*, Léop. Am. Sept., 190 (*Vanessa*).*Najas* *Scudd.*, Mss. (1872).*DRYS* *Edw.*, Trans. Am. Ent. Soc., 3, 17 (*Grapta*); *Ib.*, Butt. N. Am., 1, pl. *Grapta* 3, figs. 1-6 (*Grapta*).

Northern half of the United States, east of and including the Mississippi Valley, extending northward throughout Canada, and as far as Fort Simpson.

Food-plants: *Humulus lupulus*, *Ulmus americana*, *Urtica*, *Boehmeria cylindrica*.

- 73. *Satyrus* Edw.**, Trans. Am. Ent. Soc., 3, 374 (*Grapta*); *Ib.*, Butt. N. Am., 1, pl. *Grapta* 6, figs. 1-4 (*Grapta*); Kirb., Syn. Cat. Lep., 648 (*Nymphalis*).
Rocky Mountain district and Pacific Coast, from Colorado and Central California to British America; Northern Ontario.
Food-plant: *Urtica*.

- 74. *Marsyas* Edw.**, Trans. Am. Ent. Soc., 3, 16 (*Grapta*); Kirb., Syn. Cat. Lep., 648 (*Nymphalis*).
California.
Marsyas and *Satyrus* will very likely prove to be dimorphic forms of a single species.

- 75. *Zephyrus* Edw.** (*Grapta*).
HYLAS Edw., Trans. Am. Ent. Soc., 4, 68 (*Grapta*).
Progne Bois. (nec Cram.), Ann. Soc. Ent. Fr. [2] 10, 303 (*Vanessa*).
THIODAMAS Scudd.
Zephyrus Edw., Trans. Am. Ent. Soc., 3, 16 (*Grapta*); *Ib.*, Butt. N. Am., 1, pl. *Grapta* 6, figs. 5-9 (*Grapta*); Kirb., Syn. Cat. Lep., 648 (*Nymphalis*).
Rocky Mountain region from Fort Simpson to Colorado, and westward to the Pacific.
Food-plant: *Azalea occidentalis*.

- 76. *Fannus* Edw.** (*Grapta*).
VIRESCENS Scudd.
Faunus Edw., Proc. Acad. Nat. Sc. Phil., 1862, 222 (*Grapta*); *Ib.*, Butt. N. Am., 1, pl. *Grapta* 1, figs. 1-4; Kirb., Syn. Cat. Lep., 182 (*Vanessa*); *Ib.*, Syn. Cat. Lep., 648 (*Nymphalis*); Scudd., Syst. Rev., 10.
? *Progne* Gosse, Can. Nat., 96, 278 (*Grapta*).
GRACILIS Grote-Rob., Ann. N. Y. Lyc. Nat. Hist., 8, 432 (*Grapta*).
c-argenteum (pars) Scudd., Proc. Ess. Inst., 3, 169 (*Grapta*).

British Possessions and Northern United States, over the eastern half of the Continent, following down the Apalachians, even as far as Georgia, and reaching northward to the barren lands.
Food-plants: *Salix humilis*, *Betula lenta*.

- 77. *Silenus* Edw.**, Trans. Am. Ent. Soc. 3, 15 (*Grapta*); *Ib.*, Butt. N. Am., 2, pl. *Grapta* 1, figs. 1-4 (*Grapta*); Kirb., Syn. Cat. Lep., 648 (*Nymphalis*).
Oregon to Vancouver's Island.
- 78. *Oreas* Edw.**, Trans. Am. Ent. Soc., 2, 373 (*Grapta*); Kirb., Syn. Cat. Lep., 183 (*Vanessa*); *Ib.*, Syn. Cat. Lep., 648 (*Nymphalis*).
c-album Behr, Proc. Cal. Acad. Nat. Sc., 3, 123 (*Grapta*).
California.
Oreas and *Silenus* will very likely prove to be dimorphic forms of one species.

79. *Progne Cram. (Papilio).*

C-ARGENTEUM Kirb., Faun. Bor. Am., 4, 292, pl. 3, figs. 6-7
(*Vanessa-Grapta*).

Progne Cram., Pap. Exot., 2, pl. 5, figs. E F (*Papilio*); God., Encycl. Méth., 9, 304 (*Vanessa*); Doubl.-Hewits., Gen. Diurn. Lep., 197 (*Grapta*); Kirb., Syn. Cat. Lep., 648 (*Nymphalis*); Scudd., Syst. Rev., 10; Boisd.-Le C., Lép. Am. Sept., 188, pl. 50, figs. 5-6 (*Vanessa*).

Grogne Fabr., Mant. Ins., 2, 50 (*Papilio*).

L-ARGENTEUM Scudd.

Northern half of the United States, east of and including the Mississippi Valley, extending northward nearly to the Arctic Ocean, but not invading the barren lands.

Food-plants: Currant, wild gooseberry, elm.

The form *l-argenteum* differs from the typical form figured by Kirby in having the hind wings much darker above, though by no means to the extent that *umbrosa* differs from *Fabricii* in the species *interrogationis*.

28. *EUGONIA Hübner (1816).*

Type: *Papilio polychloros* Linn.

80. *j. album* Boisd.-Le C., Lép. Am. Sept., 185, pl. 50, figs. 1-2 (*Vanessa*); Lintn., Proc. Ent. Soc. Phil., 3, 58 (*Grapta*); Scudd., Syst. Rev., 11 (*Nymphalis*).

urticae Harr. (nec. Linn.), Hitch., Rep. 1st Ed., 590 (*Vanessa*).

vau-album (pars) Kirb., Syn. Cat. Lep., 184 (*Vanessa*).

East of the Rocky Mountains, from Okkak, Labrador and Great Slave Lake, to northernmost United States, occasionally as far south as Philadelphia (mountains (?) of Cuba).

81. *californica* Boisd., Ann. Soc. Ent. France, [2] 10, 303 (*Vanessa*); Kirb., Syn. Cat. Lep., 648 (*Nymphalis*).

California; Oregon.

Food-plant: *Ceanothus*.

29. *AGLAIS Dalman (1816).*

Type: *Papilio urticae* Linn.

82. *Milberti* God., Encycl. Méth., 9, 307 (*Vanessa*); Kirb., Syn. Cat. Lep., 648 (*Nymphalis*); Boisd.-Le C., Lép. Am. Sept., 187, pl. 50, figs. 3-4 (*Vanessa*); Scudd., Syst. Rev., 21.

furcillata Say, Amer. Entom., 2., pl. 27 (*Vanessa*).

urticae Emm. (nec. Linn.), Agric. N. Y., 5, 209 (*Vanessa*).

Across the Continent to Great Slave Lake to northernmost United States, occasionally as far south as Philadelphia; Colorado.

Food-plant: *Urtica dioica*, etc.

30. **PAPILIO** *Linné* (1758).Type: *Papilio Antiopa* *Linn.*

83. **Antiopa** *Linn.*, Syst. Nat., Ed. 10, 476; Latr., Hist. Nat. Crust. et Ins., 14, 83, pl. 105, fig. 1 (*Nymphalis*); Dalm., Kongl. Vetensk. Acad. Handl., 1816, 64 (*Aglaïs*); Hübn., Verz. Schmett., 37 (*Eugonia*); Ochs. Schmett. Eur., 4, 17 (*Vanessa*); Hübn., Verz. Eur. Schmett., 2 (*Hamadryas angulata*); Boisd.—Le C., Lép. Am. Sept., 173 (*Vanessa*).

Morio Retz., Gen. Sp. Ins., 31 (*Papilio*).HYGIAEA Heyd, Verz. Eur. Schmett., 7 (*Vanessa*) suff. aberr.*Lintneri* Fitch, Trans. N. Y. St. Agric. Soc., 1856, 485 (*Vanessa*).

Whole Northern Continent (excepting within arctic circle), as far south as the Gulf of Mexico (Mexico).

Food-plants: Willows, poplars, elms.

31. **VANESSA** *Fabricius* (1807).Type: *Papilio Atalanta* *Linn.*

84. **Atalanta** *Linn.*, Syst. Nat., Ed. 10, 478 (*Papilio*); Latr., Hist. Nat. Crust. et Ins., 14, 86 (*Nymphalis*); Dalm., Kongl. Vetensk. Acad. Handl., 1816, 55 (*Aglaïs*); Hübn., Verz. Schmett., 33 (*Pyrameis*); Lam., Anim. sans Vert., 4, 29 (*Libythea*); Hübn., Verz. Eur. Schmett., 2 (*Hamadryas decora*); Harr., Hitch. Rep., 1st Ed., 390 (*Cynthia*); Fabr., Ill. Mag. Ins., 6, 281; Boisd.—Le C., Lép. Am. Sept., 175.

Amiralis Retz., Gen. Sp. Ins., 31 (*Papilio*).

Newfoundland; Nova Scotia; Southern Canada and southward over the United States from Atlantic to Pacific (Cuba, Mexico, Europe, and Mediterranean district).

Food-plants: *Urtica* (all species), *Humulus lupulus*, *Boehmeria cylindrica*, *Parictria debilis*.

85. **Huntera** *Fabr.*, Syst. Ent., 499 (*Papilio*); Sm.—Abb., Lep. Ins. Geo., pl. 9 (*Papilio*); Harr., Hitchc., Rep., 1st Ed., 590 (*Cynthia*); Doubl.—Hewits., Gen. Diurn. Lep., 205 (*Pyrameis*); Gey. in Hübn., Samml. Exot. Schmett., 3.

Hunteri Hübn., Verz. Schmett., 33.*virginiensis* Kirb., Syn. Cat. Lep., 186 (*Pyrameis*).*Iole* Cram., Pap. Exot., 1, 17, pl. 12, figs. E F (*Papilio*).

Nova Scotia; Southern Canada and United States south of British Possessions, from Atlantic to Pacific (Cuba, Mexico, Guatemala).

Food-plants: *Gnaphalium polycephalum*, *G. purpureum*, *G. obtusifolium*, *Antennaria plantaginifolia*, *Myosotis*.

86. **cardui** *Linn.*, Syst. Nat., 10th Ed., 475 (*Papilio*); Latr., Hist. Nat. Crust. et Ins., 14, 87 (*Nymphalis*); Fabr., Ill. Mag. Ins., 6, 281 (*Cynthia*); Dalm., Kongl. Vetensk. Acad. Handl., 1816, 65 (*Aglaïs*); Lam., Anim. sans Vert., 4, 29 (*Libythea*); Hübn., Verz. Eur. Schmett., 3 (*Hamadryas decora*); Doubl.—Hewits., Gen. Diurn. Lep., 205 (*Pyrameis*); Ochs., Schmett. Eur., 4, 16, 127; Boisd.—Le C., Lép. Am. Sept., 178.

Carduelis Cram., Pap. Exot., 1, 40, pl. 26, figs. E F (*Papilio*).

Labrador; Newfoundland and Southern British Possessions, southward over the whole United States (to Venezuela and the Antilles, Europe, Asia, Africa, Australia, Polynesia).

Food-plants: *Senecio cineraria*, *Cnicus benedictus*, *Cirsium lanceolatum*, *C. arvense*, *Carduus nutans*, *Onopordium acanthium*, *Lappa major*, *Helianthus*, *Althaea rosea*, *Silybum Marianum* and *Malvaceae*.

87. **Carye** *Hüb.*, Samml. Exot. Schmett., 1 (*Hamadryas decora*); Doubl.-Hewits., Gen. Diurn. Lep., 205 (*Pyramis*); *Hüb.*, Verz. Schmett., 33.
Charie Blanch. in Gay, Chili 7, 26, pl. 2, fig. 5.
 California (down the Pacific coast to Chili).
 Food-plants: *Urtica* and *Malvaceae*.

32. JUNONIA *Hübner* (1816).

Type: *Papilio Lavinia Cram.*

88. **Coenia** *Hüb.*, Samml. Exot. Schmett., 2; Boisdu.-Le C., Léop. Am. Sept., 182, pl. 49, figs. 1-4 (*Vanessa*).
Orythia Sm.-Abb., Lep. Ins. Geo., 1, 15, pl. 8 (*Papilio*).
Lavinia (pars) God., Encycl. Méth., 9, 318 (*Vanessa*).
Lavinia Harr. (nec Cram.), Hitchc. Rep., 1st Ed., 590 (*Cynthia*).
 United States, excepting the northernmost States; Bermudas (Cuba).
 Food-plants: *Linaria canadensis*, *Gerardia purpurea*, *Plantago lanceolata*.

33. ANARTIA *Hübner* (1816).

Type: *Papilio Jatrophae Linn.*

89. **Jatrophae** *Linn.*, Mus. Ur. Reg., 289 (*Papilio*); God., Encycl. Méth., 9, 297 (*Vanessa*); *Hüb.*, Samml. Exot. Schmett., 1 (*Hamadryas decora*); *Hüb.*, Verz. Schmett., 33.
Jatrophae Doubl.-Hewits., Gen. Diurn. Lep., 216.
 Texas; Southern Florida (and southward including Antilles, to Brazil).

34. DIAETHRIA *Billberg* (1820).

Type: *Papilio Clymena Cram.*

90. ***Clymena** *Cram.*, Pap. Exot. 1, pl. 24, figs. E F (*Papilio*); *Hüb.*, Verz., 41 (*Callicore*).
Clymeneus Fabr., Ent. Syst., 3, 43 (*Papilio*).
 S. Florida (Brazil, Guiana).

The identification of this species is imperfect, resting upon the following statement of Doubleday (Gen. Diurn. Lep., 238). "The only evidence I have obtained of the occurrence of any species so far north as East Florida, is a drawing shown to me by Dr. Bachman, of Charleston, S. C., of a species, which, as far as can be determined without comparison of specimens, is *Callicore Clymeneus*. This drawing was made by Dr. Leitner, from a specimen which

he took during his journey to the southern parts of East Florida in 1836. Should this insect prove to be a distinct species, I trust that the entomologist who may describe it, will name it after the unfortunate discoverer, who fell a victim in the following year to Indian treachery, a fate which, but for a fortunate detention on the St. John's, I should probably have shared with him."

35. MESTRA *Hübner* (1822-26).

Type: *Mestra Hypermestra Hübner*.

91. *Amymone Ménétr.*, Enum. An. Mus. Petrol., 1, 123, pl. 9, fig. 6 (*Cystineura*).

Amymone Kirb., Syn. Cat. 217 (*Cystineura*).

Dorcas Edw. (nec Fabr.), Syn. N. Am. Butt., 18 (*Cystineura*).

Texas (Nicaragua).

36. AMPHICHLORA *Felder* (1861).

Type: *Papilio Feronia Linn.*

92. * *Fornax Hübner*, Exot. Schmett. 2 (*Ageronia*); Feld., Neues Lep., 19.
Texas (and southward, at least through Central America).

93. * *Feronia Linn.*, Syst. Nat., Ed. 10, 473 (*Papilio*); Hübner, Exot. Schmett., 1 (*Hamadryas decorata*); lb., Verz. Schmett., 42 (*Ageronia*); Feld., Neues Lep., 19.

Texas (and southward to Brazil).

37. TIMETES *Boisduval* (1836).

Type: *Tymetes Merops Boisduval*.

94. *Coresia God.*, Encycl. Méth., 9, 359 (*Nymphalis*); Blanch., Hist. Nat. Ins., 3, 447 (*Megalura*); Doubl.-Hewits., Gen. Diurn. Lep., 263 (*Timetes*).

Zerynthia Hübner, Samml. Exot. Schmett., 2.

Sylla Perty, Del. An. Art., 151, pl. 29, figs. 2, 2 b (*Papilio*).

Texas; New Mexico (to Brazil).

38. ATHENA *Hübner* (1816).

Type: *Papilio Thetys Fabr.*

95. *Peleus Sulz.*, Gesch. Ins., pl. 13, fig. 4 (*Papilio*); Kirb., Syn. Cat., 222 (*Megalura*).

Thetys Fabr., Gen. Ins., 264 (*Papilio*).

Thetis God., Encycl. Méth., 9, 358 (*Nymphalis*).

Peleus Cram., Pap. Exot., 1, pl. 87, figs. D E (*Papilio*).

Elencha Edw. (nec *Elencha* Hübner), Syn. N. Am. Butt., 22 (*Timetes*).

Florida (to Brazil).

Food-plant: *Anacardium occidentale*.

Mr. Edwards has shown me a drawing of this species made from a specimen taken at Apalachicola by Dr. Chapman.

96. *Pellenis* God., Encycl. Méth., 9, 359 (*Nymphalis*).

Eleucha Hübn., Samml. Exot. Schmett., 2 (nec Zutr.) (*Marpesia*).

Eleucha Doubl.-Hewits., Gen. Diurn. Lep., 263, pl. 33, fig. 3
(*Timetes-Marpesia*).

? *Petreus* Edw. (nec Cram.), Syn. N. Am. Butt., 22 (*Timetes*).

Texas; New Mexico (Antilles).

My knowledge of this species within our limits is based on a drawing sent by Mr. Belfrage to Mr. Edwards; this does not accord sufficiently well with the figures of Hübner and of Doubleday, to make us positive in its determination; in particular the mesial band of the primaries bends above the cell in the figure by Belfrage; below it in the others quoted. The *Eleucha* of Hübner's Sammlung is totally distinct from the *Eleucha* of his earlier Zuträge.

39. *VICTORINA* Blanchard (1840).

Type: *Papilio Stelenes* Linn.

97. **Stelenes* Linn., Syst. Nat., Ed. 10, 465 (*Papilio*); God., Encycl. Méth., 9, 378 (*Nymphalis*); Doubl.-Hewits., Gen. Diurn. Lep., 265.

Sthenelus Linn., Syst. Nat., Ed. 12, 5, 2, 750 (*Papilio*).

Sthenele Hübn., Verz. Schmett., 43 (*Metamorphia*).

Stencles Blanch., Hist. Nat. Ins., 3, 447.

Lavinia Fabr., Ent. Syst., 3, 1, 22 (*Papilio*).

New Mexico (Central America to Brazil, Antilles).

VII. Tribe: DRYADES *Borkhausen* (1788).

[*Papiliones nobiles* Wien. Verz. 1775; *Argynnitae* (pars) Blanch. Brullé, 1840.]

40. *COLAENIS* Hübner (1816).

Type: *Papilio Julia* Fabr.

98. **Julia* Fabr., Syst. Ent., 509 (*Papilio*); Hübn., Exot. Schmett., 1 (*Dryas phalerata*) God., Ency. Méth., 9, 244 (*Cethosia*); Hübn. Verz. Schmett., 32.

Alcionea Cram., Pap. Exot., pl. 215, figs. A. F. G. (*Papilio*).

Alcyonea Herbst., Natursyst., Schmett., pl. 67 figs. 5-7 (*Papilio*).

Texas (and southward to Brazil).

99. *Delila* Fabr., Syst. Ent., 510 (*Papilio*); God., Encycl. Méth., 9, 244 (*Cethosia*) Hübn., Verz. Schmett., 32.

Cillene Cram., Pap. Exot., 3, pl. 215 figs. D. E. (*Papilio*).

Texas (Central America?; Jamaica; Guiana).

I know this from the United States only by a drawing sent Mr. Edwards by Mr. Belfrage.

41. *AGRAULIS* *Boisd.-Le C.* (1833-4).Type: *Papilio vanillae* *Linn.*

100. *vanillae* *Linn.*, *Syst. Nat.*, Ed. 10, 482 (*Papilio*); *Sm. Abb., Lep. Ins. Geo.*, 1, pl. 12 (*Papilio*); *Hüb. Verz.*, 31 (*Dione*); *God., Encycl. Méth.*, 9, 262 (*Argynnis*); *Boisd.-Le C., Lép. Am. Sept.*, 143, pl. 42, figs. 1-4. *passiflorae* *Fabr.*, *Ent. Syst.*, 3, 60 (*Papilio*).

Southern third of the United States east of Rocky Mountains (and southward to Brazil, including the Antilles).

Food-plants: *Passiflora caerulea*, *P. incarnata*.

42. *EUPTOIETA* *Doubleday* (1848).Type: *Papilio Claudia* *Cram.*

101. *Claudia* *Cram.*, *Pap. Exot.*, 1, pl. 69, figs. E F (*Papilio*); *Hüb., Samml. Exot. Schmett.*, 1 (*Dryas fucata*); *Hüb., Verz. Schmett.*, 30 (*Brenthis*); *Doubl., Cat. Lep. Brit. Mus.*, 1, 67 (*Argynnis*); *Doubl.-Hewits, Gen. Diurn. Lep.*, 170.

Clausius *Herbst*, *Natursyst. Ins. Schmett.*, 9, 189, pl. 257, figs. 3-4 (*Papilio*).

Daunius *Ib.*, *ib.* 9, 184, pl. 256, figs. 1-2 (*Papilio*).

Columbina *God. (nec Fabr.)*, *Encycl. Méth.*, 9, 260 (*Argynnis*); *Boisd.-Le C., Lép. Am. Sept.*, 153, pl. 44, figs. 1-4 (*Argynnis*).

United States (except the northernmost portions) east of the Great Plains; Southern Ontario; Colorado; New Mexico (southward to Honduras and Guatemala? Cuba).

Food-plants: *Podophyllum peltatum*, *Passiflora incarnata*, *Viola tricolor*, *Turnera ulmifolia*, *Desmodium* *Sedum*, *Portulaca*.

43. *SPEYERIA* *Scudder* (1872).Type: *Papilio Idalia* *Drury*.

102. *Idalia* *Drury*, *Ill. Nat. Hist.*, 1, pl. 13, figs. 1-3 (*Papilio*); *God., Encycl. Méth.*, 9, 263, pl. 37, figs. 1, 1 bis. (*Argynnis*); *Boisd.-Le C., Lép. Am. Sept.*, 147, pl. 43, figs. 1-2 (*Argynnis*); *Scudd., Syst. Rev.*, 23; *Cybele* (pars.) *Hüb., Verz. Schmett.*, 31 (*Acidalia*).

ASTARTE *Fish.*, *Proc. Acad. Nat. Sc. Phil.*, 1858, 179, pl. 2 (*Argynnis*)—suff. aberr.

Ashtaroth *Ib.*, *ib.* 1859, 352 (*Argynnis*).

Food-plant: *Sericocarpus conyzoides*.

44. *SEMNOPSYCHE* *Scudder*.Type: *Papilio Diana* *Cram.*

Differs from *Argynnis* in the more arched costa of the fore wings, the excised outer margin of the same, especially in the male, the legs excised, inner margin of the hind wings next the anal angle, the longer legs, but compara-

tively shorter basal joint of tarsi, the smaller and more pedunculated pad and rather stouter claws, besides in some points in the neuration of the fore wing and the general pattern of coloration.

103. *Diana* Cram., Pap. Exot., 2, pl. 98, figs. D E (*Papilio*); God., Encycl. Méth., 9, 257 (*Argynnis*); Say, Am. Ent., pl. 17 (*Argynnis*); 1 Edw., Butt. N. Am., 1, pl. Argynnis 1, figs. 1-4; Suppl., pl. Argynnis 1, figs. 1-4 (*Argynnis*); Boisd.-LeC., Léop. Am. Sept., 149 (*Argynnis*).
Southern Alleghanies; also, fide Say, "Arkansaw" and Missouri.
Food plants: *Viola* *Vernonia*.

45. ARGYNNIS Fabricius (1807).

Type: *Papilio* *Aglaja* Linn.

104. *Nokomis* Edw., Proc. Acad. Nat. Sc. Phil., 1862, 221; Herr.-Schaeff., Prodr. Syst. Lep., 1, 91 (*Brenthis*); Edw. Butt. N. Am. 1, pl. Argynnis 4, figs. 1-4.
Montana; Idaho.
105. **Nitoeris* Edw., Trans. Am. Ent. Soc., 5, 15.
Arizona.
106. *Leto* Behr, Proc. Cal. Acad. Nat. Sc., 2, 173; Edw., Butt. N. Am., 1, pl. Argynnis 10, figs. 1-4; Suppl., pl. Argynnis 10, figs. 1-4.
Cybele Boisd. (nec Fabr.), Ann. Soc. Ent. Belg., 12, 60.
California; Oregon.
107. *Cybele* Fabr., Syst. Ent. 516 (*Papilio*); God., Encycl. Méth., 9, 263; Edw., Butt. N. Am., 1, pl. Argynnis 2, figs. 1-4; Boisd.-Le C., Léop. Am. Sept., 151, pl. 45, figs. 3-4.
Daphnis Cram., Pap. Exot., 1 pl. 57, figs. E F (*Papilio*).
Aphrodite Humph.-Westw. (nec Fabr.), Brit. Butt., 3d Ed., 46, pl. 12, figs. 4-5.
Southern Canada and northern United States, as far as Virginia, east of Plains; most abundant southward.
Food-plant: Violets.
108. *Aphrodite* Fabr., Mant. Ins., 2, 62 (*Papilio*); God., Encycl. Méth., 9, 264; Edw., Butt. N. Am., 1, pl. Argynnis 3, figs. 1-4.
Daphnis Mart., Psyche, pl. 3, No. 7, pl. 4, No. 19 (*Papilio*).
Same distribution as *A. Cybele*, but most abundant northward; Colorado.
Food-plant: Violets.
It seems to me probable that the *Atlantis* of Edwards is the true *Aphrodite* of Fabricius, but as it is quite impossible to be certain of it, the names ought to stand as given by Mr. Edwards, who first clearly distinguished the species in this difficult group. The species were still confounded in the British Museum after the publication of Butler's Fabrician butterflies (see p. 101); the Argynnis from Nova Scotia, called in that work *Aphrodite*, being Edwards' *Atlantis*.

- 109. Haleylene** *Edw.*, Butt. N. Amer., 1, pl. Argynnis 9.
Colorado.
- 110. Edwardsii** *Reak.*, Proc. Ent. Soc. Phil., 6, 137; *Edw.*, Butt. N. Am., 1, pl. Argynnis 11, figs. 1-4.
Colorado; California; Montana.
- 111. nevadensis** *Edw.*, Trans. Am. Ent. Soc., 3, 14; *ib.*, Butt. N. Am., 1, pl. Argynnis 14, figs. 1-4.
Nevada; Montana.
- 112. Meadii** *Edw.*, Trans. Am. Ent. Soc., 4, 67.
Colorado.
Is this distinct from *Edwardsii*?
- 113. Coronis** *Behr.*, *Edw.*, Proc. Ent. Soc. Phil., 3, 435.
Juba Boisdu., Ann. Soc. Ent. Belg., 12, 60.
California.
Mr. Edwards, who has received from Behr and Boisduval specimens of their species, declares them identical; Dr. Boisduval is of the same opinion.
- 114. Bischoffii** *Edw.*, Trans. Am. Ent. Soc., 3, 189.
Alaska to British Columbia.
Can this be a local race of *Eurynome*?
- 115. Eurynome** *Edw.*, Trans. Am. Ent. Soc., 4, 66.
Astarte *Edw.* (nec Doubl.), Proc. Ent. Soc. Phil., 1, 221 (nec 3, 435).
Oregon; California; Colorado; Wyoming; Utah.
Is this distinct from *Coronis*?
- 116. Atlantis** *Edw.*, Proc. Acad. Nat. Sc. Phil., 1862, 54; *ib.*, Butt. N. Am., 1, pl. Argynnis 5, figs. 1-3.
Aphrodite Butl. (nec Fabr.), Cat. Fabr. Lep., 108.
North-eastern United States; Canada; north to Hudson's Bay and west to Rocky Mountains; Colorado.
Food-plant: Violets.
- 117. Behrensii** *Edw.*, Trans. Am. Ent. Soc., 2, 370; *ib.*, Butt. N. Am., 1, pl. Argynnis 12, figs. 1-4.
California.
- 118. Bremnerii** *Edw.*, Trans. Am. Ent. Soc., 4, 63; *ib.*, Butt. N. Am., 2, pl. Argynnis 4, figs. 1-4.
San Juan Island.
Is this distinct from *Callippe*?
- 119. Callippe** *Boisdu.*, Ann. Soc. Ent. Fr., [2] 10, 302; *Edw.*, Butt. N. Am. 1, pl. Argynnis 6, figs. 1-4.
California.
- 120. Rhodope** *Edw.*, Trans. Am. Ent. Soc., 5, 13; *ib.*, Butt. N. Am., 2, pl. Argynnis 6, figs. 1-4.
British Columbia.

121. *Adiante* *Boisd.*, Ann. Soc. Ent. Belg., 12, 61.
Adiaste *Boisd.* Ms. in Edw., Proc. Ent. Soc. Phil., 3, 436.
 California.
122. *Zerene* (pars) *Boisd.*, Ann. Soc. Ent. Fr., [2] 10, 303; Edw., Butt. N. Am.,
 1, pl. Argynnis 13, figs. 1-4.
Hydaspe *Boisd.*, Ann., Soc. Ent. Belg., 12, 60.
 California.
123. *monticola* *Behr*, Proc., Cal. Acad. Sc., 3, 84; Edw., Butt. N. Am., 1, pl.
 Argynnis 8, figs. 1-4.
Zerene (pars) *Boisd.*, Ann. Soc. Ent. Fr., [2] 10, 303.
 California; Oregon.
124. *rupestris* *Behr*, Proc. Cal. Acad. Sc., 3, 84.
 California.
125. *inornata* *Edw.*, Trans. Am. Ent. Soc., 4, 64.
 California.
 It seems doubtful whether this is distinct from *rupestris*.
126. *Hesperis* *Edw.*, Proc. Ent. Soc. Phil., 2, 502; Edw., Butt. N. Am., 1, pl.
 Argynnis 7, figs. 1-3.
 Colorado.
127. **Mormonia* *Boisd.*, Ann. Soc. Ent. Belg., 12, 58.
montivaga *Behr* in Edw., Proc. Ent. Soc. Phil., 3, 435 "*Argynnis*
 No. 5" (preoccupied; see No. 127.)
 Mountains of California.
 Mr. Edwards has received from their authors specimens of *Mormonia* and
Montivaga (Argynnis No. 5 *Behr*) and declares them identical. Dr. Boisduval
 thinks *Mormonia* and *Egleis* (= *Montivaga* or Argynnis No. 4 *Behr*) are only
 varieties of one species.
128. **montivaga* *Behr*, Proc. Cal. Acad. Sc., 3, 84, "*Argynnis* No. 4" (see
 No. 126.)
Egleis *Boisd.*, Ann. Soc. Ent. Belg., 12, 59.
Astarte *Edw.* (nec *Doubl.*), Proc. Ent. Soc. Phil., 3, 435 (nec 1, 221).
 California.
129. **Irene* *Boisd.*, Ann. Soc. Ent. Belg., 12, 60.
 California.

46. BRENTHIS *Hübner* (1816).Type: *Papilio Hecate* *Wien. Verz.*

130. *Myrina* *Cram.*, *Pap. Exot.*, 2, pl. 189, figs. B C (*Papilio*); *Hübner, Verz. Schmett.*, 30 (*Argynnis*); *Say, Am. Ent.*, 3, pl. 46 (*Melitaea*); *Herr.-Schaeff., Prodr. Lep.*, 1, 73; *Boisd.-LeC., Léop. Am. Sept.*, 155, pl. 45, figs. 1-2 (*Argynnis*).

Myrinus *Herbst, Natursyst. Ins.*, *Schmett.*, 9, 178, pl. 255, figs. 3-4 (*Papilio*).

Myrissa *God., Encycl. Méth.*, 9, 266, 806 (*Argynnis*).

Northern half of United States and southern parts of British America, east of Rocky Mountains; California; Colorado.

Food-plants: Violets, wild and cultivated.

131. *Trielaris* *Hübner*, *Exot. Schmett.*, 2 (*Argynnis*).

Ossianus *Boisd. (nec Herbst), Icon. Léop.*, pl. 19, figs. 1-3 (*Argynnis*);

Boisd.-LeC., Léop. Am. Sept., 157 (*Argynnis*).

Labrador; Colorado; Utah; Wyoming.

132. *Helena* *Edw.*, *Trans. Am. Ent. Soc.*, 3, 268 (*Argynnis*).

Colorado.

133. **Morrisii* *Reak.*, *Proc. Acad. Nat. Sc. Phil.*, 1866, 39.

California, Oregon.

134. **Nenoquis* *Reak.*, *Proc. Acad. Nat. Sc. Phil.*, 1866, 40.

California; Oregon.

Is this distinct from the European *Dia*?

135. *Chariclea* *Schneid.*, *Fuessl. Neuest. Mag.*, 5, 588 (*Papilio*); *Ochs., Schmett. Eur.*, 4, 114 (*Argynnis*); *Herr.-Schaeff., Prodr. Syst. Lep.*, 1, 91; *Boisd.-LeC., Léop. Am. Sept.*, 161 (*Argynnis*).

arctica *Zett., Ins. Lapp.*, 899 (*Argynnis*).

Boisduvalii *Somm. in Boisd., Icon. Léop.*, 1, 98, pl. 20 figs. 5-6 (*Argynnis*).

Greenland; British Possessions east of Rocky Mountains, almost to southern boundaries; Rocky Mountain district as far south as Colorado (northernmost Europe).

136. **Tarquinius* *Curt.*, *Ross Voy. App.* 68 (*Melitaea*).

Polar regions of America.

The description by Curtis does not agree with any of the polar species known to me; it has generally been placed as a synonym of *Freija*, but it certainly does not agree with that.

137. *Freija* *Thunb.*, *Diss. Ins. Suec.*, 2, 34, figs. 14, 14 (*Papilio*); *Hübner, Verz. Schmett.*, 30 (*Argynnis*).

Freya *Hübner, Cur. Schmett.*, figs. 55-6 (*Papilio*); *Herr.-Schaeff., Prodr. Syst. Lep.*, 1, 91.

Dia lapponica *Esp., Eur. Schmett.*, 1, pl. 97, fig. 3 (*Papilio*).

British Possessions, excepting southernmost parts; Rocky Mountain district as far south as Colorado; (northernmost Europe and Asia.)

138. **Montinus** *Scudd.*, Bost. Journ. Nat. Hist., 7, 626, pl. 14, fig. 1 (*Argynnis*);
 Ib., Syst. Rev. Butt., 25.
 White Mountains of New Hampshire.
139. **polaris** *Boisd.*, Ind. meth., 15 (*Argynnis*); Hübn., Eur. Schmett., figs.
 1016-1019 (*Papilio*); Boisd.-LeC., Lép. Am. Sept., 159 (*Argynnis*).
 Northern Greenland and Northern Labrador.
140. **Frigga** *Thunb.*, Diss. Ins. Suec., 2, 33 (*Papilio*); Hübn., Verz. Schmett.,
 30 (*Argynnis*); Herr.-Schaeff., Prodr. Syst. Lep., 1, 91.
 Labrador; Colorado; (northernmost Europe and Asia.)
141. **Bellona** *Fabr.*, Syst. Ent., 517 (*Papilio*); God., Encycl. Méth., 9, 271
 (*Argynnis*); Herr.-Schaeff., Prodr. Syst. Lep., 1, 73; Boisd.-LeC., Lép.
 Am. Sept., 164, pl. 45, figs. 5-6 (*Argynnis*).
Myrina Matt, (nec Cram.) Psyche, pl. 1, Nos. 2-3 (*Papilio*).
 Northern half of United States; southern parts of British America, east of
 Rocky Mountains; California; Colorado.
 Food-plants: Violaceae, wild and cultivated; grass.
142. **Epithore** *Boisd.* in Edw., Proc. Ent. Soc. Phil. 2, 504 (*Argynnis*).
Anthore Boisd. in Behr, Proc. Cal. Acad. Nat. Sc., 3, 85, unde-
 scribed (*Argynnis*).
 California.

It is questionable whether *Melitaea Astarte* Doubl. is an American species and consequently I have not quoted it. It seems probable that it belongs to this group, though the markings of the under surface are said to be peculiar.

VIII. Tribe: HAMADRYADES *Borkhausen* (1788).

[Papiliones variegati Wien. Verz., 1775; Argynnites (pars) Blanch.-Brullé, 1840; Melitaeidae Newm., 1871.]

47. EUPHYDRYAS *Scudder* (1872).

Type: *Papilio Phaeton Drury*.

143. **Phaeton** *Drury*, Ill. Nat. Hist., 1, 42, pl. 21, figs. 3-4 (*Papilio*); Boisd.-
 LeC., Lép. Am. Sept., 167, pl. 47, figs. 1-2 (*Melitaea*); Scudd., Syst. Rev.
 Butt., 27.
Phaetaena Hübn., Verz. Schmett., 28 (*Melitaea*).
Phactontea God., Encycl. Méth., 9, 288, pl. 38, figs. 3, 3 bis (*Argynnis*).
Phaedon Herr.-Schaeff., Prodr. Syst. Lep., 1, 79 (*Melitaea*).
 Southern Canada and Northern U. S., east of Mississippi Valley.
 Food-plants: *Chelone glabra*, *Lonicera ciliata*.

48. LEMONIAS *Hübner* (1806).Type: *Papilio Maturna* *Lin.*

DIVISION 1.

144. *Chalcedona* *Boisd.* in *Doubl.-Hewits.*, Gen. Diurn. Lep., pl. 23, fig. 1 (*Melitaea*).

Chalcedon *Edw.*, Proc. Ent. Soc. Phil., 1, 222 (*Melitaea*); *Ib.*, Butt. N. Am., 1, p. *Melitaea* 1, figs. 1-4 [besides larva and pupa unnumbered] (*Melitaea*).

California; Oregon; Colorado.

Food-plants: *Scrophularia*, *marylandica*, *Diplacus glutinosus*, *Lonicera*, *Mimulus luteus*, *Casteleja*.

145. **Cooperi* *Behr*, Proc. Cal. Acad. Nat. Sc., 3, 90 (*Melitaea*).

California.

Food-plant: *Scrophularia*.

DIVISION 2.

146. *Anicia* *Doubl.-Hewits.*, Gen. Diurn. Lep., 179 (*Melitaea*).

California; Nevada; Colorado.

EDITHA *Boisd.*, Ann. Soc. Ent. Fr., [2] 10, 304 (*Melitaea*).

Anicia *Edw.*, Proc. Ent. Soc. Phil., 1, 223 (*Melitaea*).

Hills and elevated country.

NUBIGENA *Behr*, Proc. Cal. Acad. Nat. Sc., 3, 91 (*Melitaea*).

Anicia *Doubl.-Hewits.*, Gen. Diurn. Lep., pl. 23, fig. 2 (*Melitaea*).

Above 10,000 feet.

Food-plants: *Erodium cicutarium*, *Trifolium*, *Viola*.

147. *Helvia* *Scudd.*, Proc. Bost. Soc. Nat. Hist., 12, 405 (*Melitaea*).

Alaska.

148. *Quino* *Behr*, Proc. Cal. Acad. Nat. Sc., 3, 90 (*Melitaea*).

Southern California.

DIVISION 3.

149. *Hoffmannii* *Behr*, Proc. Cal. Acad. Nat. Sc., 3, 89 (*Melitaea*).

California; Nevada; Colorado—high land.

150. *Heleita* *Boisd.*, Ann. Soc. Ent. Belg., 12, 55 (*Melitaea*).

California.

Mr. Edwards, who has received specimens of this species from Boisduval, thinks it may be only a variety of *Palla*. I have a fragmentary specimen determined by comparison with Boisduval's types and it seems to me distinct.

151. *Palla* *Boisd.*, Ann. Soc. Ent. Fr., [2], 10, 305 (*Melitaea*).

California—low country.

Food-plant: *Casteleja breviflora*.

152. **Pola* *Boisd.*, Ann. Ent. Soc. Belg., 12, 56 (*Melitaea*).
Southern California.
153. **Whitneyi* *Behr*, Proc. Cal. Acad. Nat. Sc., 3, 88 (*Melitaea*).
California—alpine.
154. *Gabbii* *Behr*, Proc. Cal. Acad. Nat. Sc., 3, 89 (*Melitaea*).
sonorae *Boisd.*, Ann. Soc. Ent. Belg., 12, 56 (*Melitaea*).
Southern California—mountains.
155. **Sterope* *Edw.*, Trans. Am. Ent. Soc., 3, 190 (*Melitaea*).
Oregon.
Mr. Edwards places this in the previous group in his Synopsis, but from his description, it would seem to belong rather to this division.
156. **Acastus* *Edw.*, Trans. Am. Ent. Soc., 5, 16 (*Melitaea*).
Montana; Nevada; Utah.

49. THESSALIA *Scudder*.

Type: *Melitaea Leanira* *Feld.*

Differs from *Lemonias*, to which (and especially to the American representatives of which) it is most nearly allied in its somewhat longer antennae, hind tibiae longer in comparison with the hind femora, the greater separation of the costal and subcostal nervures of the fore wings, other points of neuration and the more arched outer border of the hind wings.

157. *Leanira* *Boisd.* in *Feld.*, Wien. Ent. Monatschr., 4, 106 (*Melitaea*).
California.
Food-plant: *Cordylanthus pilosus*.
158. *Theona* *Mén.*, Enum. Anim. Mus. Petrop., 1, 86, pl. 2, fig. 5 (*Melitaea*).
Southern California (Nicaragua; Guatemala).
159. **Thekla* *Edw.*, Trans. Am. Ent. Soc., 3, 191.
Southern California.

50. SCHOENIS *Hübner* (1816).

Type: *Papilio Cinxia* *Linn.*

160. *Minutus* (*minuta*) *Edw.*, Proc. Acad. Nat. Sc., 1861, 161 [pl. 2, figs. 2-3
ined?] (*Melitaea*).
Texas.
161. **Arachne* *Edw.*, Trans. Am. Ent. Soc., 2, 372 (*Melitaea*).
Colorado.
Mr. Edwards thinks this may prove identical with *Minuta*.

51. CINCLIDIA *Hübner* (1816).Type: *Papilio Phoebe* *Wien. Verz.*

162. *Harrisii* *Scudd.*, Proc. Ess. Inst., 3, 167 [Syn. excl.] (*Melitaea*); *Kirb.*, Syn. Cat. Lep., 174 [Syn. excl.] (*Phyciodes*); *Scudd.*, Syst. Rev. Butt., 27 (*Limnaecia*).

Southern Canada and Northern United States east of Great Plains.

Food-plant: *Diplopappus umbellatus*.52. CHARIDRYAS *Scudder* (1872).Type: *Melitaea Nycteis* *Doubl.*

163. *Ismeria* *Boisd.-LeC.*, Lép. Am. Sept., 168, pl. 46 (*Melitaea*).
Gorgone *Hübner*, Samml. Exot. Schmett. 1, figs. 1-2 (nec 3-4)
 (*Dryas reticulata*).
Carlota *Reak.*, Proc. Ent. Soc. Phil., 6, 141 (*Eresia*).
Nycteis *Edw.* (nec *Doubl.*), Proc. Acad. Nat. Sc., 1861, 161 (*Melitaea*).

Middle and Southern United States, from the Atlantic to the Rocky Mountains; Colorado; Montana.

Food-plant: *Helianthus trachelifolius*.

164. *Nycteis* *Doubl.*, Gen. Diurn. Lep., pl. 23, fig. 3 (*Melitaea*); *Feld.*, Neues Lep., 49 (*Eresia*); *Kirb.*, Syn. Cat. Lep., 173 (*Phyciodes*); *Scudd.*, Syst. Rev. Butt., 26.
Nyctis *Boisd.*, Ann. Soc. Ent. Belg., 12, 53 (*Melitaea*).
Ismeria *Harr.* (nec *Boisd.-LeC.*), Ins. Inj. Veg., 3d Ed., 288 (*Melitaea*).
Harrisii *Edw.* (nec *Scudd.*) Can. Ent., 2, 163 (*Melitaea*).
Oenone *Scudd.*, Proc. Ess. Inst., 3, 166 (*Melitaea*).

Canada and Northern half of the U. S. east of Rocky Mts.; Colorado.

Food-plants: *Helianthus divaricatus*, *Actinomeris squarrosa*, *A. helianthoides*.53. PHYCIODES *Hübner* (1816).Type: *Papilio Cocyta* *Cram.*

165. *Vesta* *Edw.*, Trans. Am. Ent. Soc., 2, 371 (*Melitaea*); *Ib.*, Syn. N. A. Butt., 18.

Texas.

166. *pulchella* *Boisd.*, Ann. Soc. Ent. Fr. [2] 10, 306 (*Melitaea*).
Myllitta *Edw.*, Proc. Acad. Nat. Sc. Phil., 1861, 160 (*Melitaea*).
 ? *collina* *Behr*, Proc. Cal. Acad. Nat. Sc., 3, 86 (*Melitaea*).
Epula *Boisd.*, Ann. Soc. Ent. Belg., 12, 51 (*Melitaea*).

Texas; Kansas; California (Mexico).

Food-plants: *Carduus* sp.Mr. Edwards has received specimens of *Epula* from Boisduval and considers it identical with his own *Myllitta*.

167. **Callina* *Boisd.*, Ann. Soc. Ent. Belg., 12, 54 (*Melitaea*).
Sonora (Mexico).
168. *Orseis* *Edw.*, Trans. Am. Ent. Soc., 3, 206.
California to Gulf of Georgia.
169. *Frisia* *Poey*, Cent. Léop. Cuba, 2d Dec. (*Melitaea*); *Ib.*, Mem. Soc. Econ. Hab. (2) 3, 125 (*Melithaea*); *Herr.-Schaeff.*, Schmett., Cuba, 5 (*Eresia*); *Kirb.*, Syn. Cat., 173.
Gygis *Hewits.*, Exot. Butt., 3, pl. Eresia 6, figs. 45, 46 (*Eresia*).
S. Florida (Cuba).
170. *pallida* *Edw.*, Proc. Ent. Soc. Phil., 2, 505 (*Melitaea*); *Kirb.*, Syn. Cat., 174.
Matá *Reak.*, Proc. Ent. Soc. Phil., 6, 142 (*Eresia*).
Texas; Kansas; Colorado.
Matá *Reakirt* is placed as a synonym on the authority of Mr. Edwards.
171. **pieta* *Edw.*, Proc. Ent. Soc. Phil., 4, 201 (*Melitaea*); *Ib.*, Syn. N. Am. Butt., 17.
Nebraska; Colorado.
172. **Canace* *Edw.*, Trans. Am. Ent. Soc., 3, 206.
Southern California.
Is it distinct from *pratensis*?
173. *pratensis* *Behr.*
CAMPESTRIS *Behr.*, Proc. Cal. Acad. Nat. Sc., 3, 86 (*Melitaea*).
pratensis *Behr.*, Proc. Cal. Acad. Nat. Sc., 3, 86 (*Melitaea*); *Kirb.*, Syn. Cat., 173.
Camillus *Edw.*, Trans. Am. Ent. Soc., 3, 268.
Emissa *Edw.*, Trans. Am. Ent. Soc. 3, 269.
MONTANA *Behr.*, Proc. Cal. Acad. Nat. Sc., 3, 85 (*Melitaea*).
Orsa *Boisd.*, Ann. Soc. Ent. Belg., 12, 55 (*Melitaea*).
California; Colorado.
Mr. Edwards has received from Drs. Boisduval and Behr specimens of *Orsa* and *montana*, and declares them identical.
174. *Tharos* *Drury*, Ill. Nat. Hist., 1, 43, pl. 21, figs. 5-6 (*Papilio*); *Boisd.*—*Le C.*, Léop. Am. Sept., 170, pl. 47, figs. 3-5 (*Melitaea*); *Steph.*, Ill. Brit. Ent. Haust., 1, 150 (*Eresia*); *Kirb.*, Syn. Cat., 172.
Tharossa *God.*, Encycl. Méth., 9, 289 (*Agynnis*).
Pharos *Emm.*, Agric. N. Y., 5, 212, pl. 43, figs. 5-6 (*Melitaea*).
Morpheus *Herbst.*, Natursyst. Ins. Schmett., 9, 201, pl. 260, figs. 1-2 (*Papilio*).
Eulea *Bergstr.*, Nomencl. Ins. Han., 4, 23, pl. 79, figs. 1-2 (*Papilio*).

Cocyta Cram., Pap. Exot., 2, pl. 101, figs. A B (*Papilio*).

Selenis Kirb., Faun. Bor. Am., 4, 289 (*Melitaea*).

Marcia Edw., Trans. Am. Ent. Soc., 2, 207 (*Melitaea*).

Liriope Butl. (nec Cram.), Cat. Fabr. Lep., 103.

PACKARDII Saund. in Pack., Guide Ins., 256 (*Melitaea*)—suff. aberr.
Canada and Northern half of U. S. east of Rocky Mountains; Colorado;
Montana.

175. Batesii Reak., Proc. Ent. Soc. Phil., 5, 226 (*Eresia*); Kirb., Syn. Cat.,
172.

Virginia to New York.

176. Gorgone Hüb., Samml. Exot. Schmett., 1, figs. 3-4 (nec. 1-2) (*Dryus*
reticulata).

Cocyta Hüb. (nec. Cram.), Index, 3 (*Phyciodes*).

Georgia; Florida.

177. Phaon Edw., Proc. Ent. Soc. Phil., 2, 505 (*Melitaea*); Ib., Syn. N. Am.
Butt., 17.

Georgia and Gulf States.

178. *Hermas Hewits., Exot. Butt., 3, pl. Eresia, 5, fig. 32 (*Eresia*); Kirb.,
Syn. Cat., 174.

Geniqueh Reak., Proc. Ent. Soc. Phil., 5, 225 (*Eresia*).

Southern California (Mexico).

54. ANTHANASSA Scudder.

Type: *Eresia cincta* Edw.

In this group I would class those Hamadryades which have been placed by authors under *Melitaea* and *Eresia*, which are allied to *Chlosyne* in antennal structure, have the outer margin of the fore wings produced at the lowest subcostal and lowest median nervules and excised between them, and which have the hind wings fuller than usual in the subcostal area, producing a straighter and broader outer margin. They seem to agree in having a narrow and nearly straight mesial band of spots on the hind wings, and on the fore wings a greatly interrupted, nearly straight, transverse series of spots in the outer half of the wing and a similar mesial series, but strongly curved, and below directed toward the middle of the inner border.

179. texana Edw., Proc. Ent. Soc. Phil., 2, 81 (*Melitaea*); Kirb., Syn. Cat.,
174.

cincta Edw., Proc. Ent. Soc. Phil., 2, 502 (*Eresia*).

Smerdis Hewits., Exot. Butt., 3, pl. Eresia 5, figs. 33, 34 (*Eresia*).

Florida; Texas (Mexico).

180. *punctata Edw., Trans. Am. Ent. Soc., 3, 191 (*Eresia*).

S. Arizona; New Mexico.

I am acquainted with two other undetermined species of this genus, from the Southern United States.

55. **CHLOSYNE** *Butler* (1870).Type: *Papilio Janais Drury*.

181. **Janais Drury*, Ill. Nat. Hist., 3, pl. 17, figs. 5-6 (*Papilio*); God., Encycl. Méth., 392 (*Nymphalis*); Doubl.-Westw., Gen. Diurn. Lep., 186 (*Synchloe*); Kirb. Syn. Cat., 178 (*Coatlantona*).
Texas (Mexico).
182. *Mediatrix Feld.*, Reise Novara, 395 (*Synchloe*); Kirb., Syn. Cat., 178 (*Coatlantona*).
Saundersii Edw. (nec Doubl.), Syn. N. Am. Butt., 18 (*Synchloe*).
Texas (New Grenada).
183. *Adjutrix Seudd.*
Lacinia Edw. (nec Hübn.), Syn. N. Am. Butt., 18 (*Synchloe*).
Texas.
This species differs from *Lacinia* of Hübner (under which name I have received it from Mr. Edwards) in that the mesial band of dull, pale fulvous spots, deepening outwardly into orange fulvous, extends also across the fore wings, forming there an arcuate band broadest on the lower half of the wing, and especially, as a general rule, in the lower median interspace. Beneath, the extramesial spots of the hind wings are wholly white. It is much more closely allied to *Mediatrix* Feld., from which it differs principally in that the mesial band of the hind wings is broadest in the middle, and, excepting the anal extension common to both species, narrows decidedly toward either border.
184. **Erodyle Boisd.* MS. in Doubl. Gen. Diurn. Lep., 186 (*Synchloe*); Bates, Ent. Month. Mag., 1, 84 (*Synchloe*); Kirb., Syn. Cat., 178 (*Coatlantona*).
Texas.
185. *Crocale Edw.*, Trans. Am. Ent. Soc., 5, 17 (*Synchloe*).
Arizona.

IV. Subfamily **HYPATI** *Hübner* (1816).[*Lybithides Boisd.*, 1836.]56. **HYPATUS** *Hübner* (1825).Type: *Papilio Carinenta Cram.*

186. **Carinenta Cram.*, Pap. Exot., 2, pl. 108, figs. E F (*Papilio*); God. Encycl. Méth., 9, 170 (*Libythea*); Hübn., Cat. Franck, 85.
New Mexico and Arizona (to Surinam).
187. *Bachmanii Kirkl.*, Sill. Amer. Journ. Sc., [2] 13, 336, fig. (*Libythea*); Edw., Butt. N. Am., 2, pl. Libythea 1, figs. 1-4, a-h (*Libythea*).
Food plant: *Celtis occidentalis*.
United States east of the Mississippi.
The insect figured by Boisduval and Le Conte is a Cuban species, and has never, so far as I am aware, been found in the United States.

XX. Observations on North American Moths

[SECOND PAPER.]

BY LEON F. HARVEY, A. M., M. D.

[Read before this Society February 5, 1875.]

NOCTUAE.

Apatela Radeliffei, n. s.

♂.—Antennae simple; the first and third palpal joints white, the middle brown; thorax in front marked with black at the sides. Head above, thorax and collar, like primaries in color, unmarked. Primaries of a frosted silver gray, the basal black streak extended outwardly to the t. a. line, bordered above with white. T. a. line geminate, divaricate, inner line the darkest, distinct, outer line faint, inner line better marked at the center of the wing, with a costal tooth. Basal half line evident. T. p. line, commencing at the costa nearly above the reniform spot, curves outwardly to a point beneath and beyond the reniform. The outer component line is black, the inner faint; the line itself is obsoletely angulated superiorly. The characteristic mark of this genus is well indicated above internal angle, crossing the t. p. line and accompanied beyond the line with a slight black shading. The subterminal line is a faint, broad, irregular streak. The reniform spot only half margined, and that the inner one with black; the orbicular spot oval, with a black margin and an almost white annulus within that; the costa faintly dotted; fringes concolorous.

Beneath the primaries are fuscous, the inner margin of the wing nearly white, the t. p. line very distinct, outwardly angulate over the median nervules. The secondaries above fuscous, approaching to black, fringes white; beneath, of a mottled white; a black dash near the base; the discal spot black, prominent, the outer line strongly marked, obscurely denticulate, fringes concolorous.

Expanse, 39 m. m. *Habitat*, Massachusetts.

This species is allied to *A. hasta*, differing from it in the more evenly marked t. p. line, the larger orbicular spot, the want of a discal spot between the stigmata, and from all allied species in the absence of the streak opposite the cell. The peculiar frosted gray color is shared by no other species.

To this species I give the name of *Radeliffei*, for in so doing, I connect a beautiful insect with the name of one who is too well known for me to attempt to give prominence to himself or his work, and show the appreciation and esteem I have for a good friend and an able teacher, Mr. Augustus Radcliffe Grote.

Apatela persuasa, n. s.

♂.—A species between *A. superans* and *A. afflicta*. Smaller than *superans*, without the testaceous patch on internal margin at base and not so much shaded with black. Clear gray and black, the orbicular more rounded than in *superans*. The lines are similar in the two species. Hind wings more as in *afflicta*, whitish, with the veins marked, clouded with fuscous outwardly, with a median shade. Beneath whitish, with a common line dentate on hind wings which bear a discal lummle and a mark above it on costa. Front with a black line. Thorax mixed gray.

Expanse, 40 m. m. *Habitat*, Texas (Belfrage, August).

Agrotis rudens, n. s.

♂ ♀.—This species resembles *annexa* but is smaller and has a casual resemblance to *Laphygma frugiperda*. The orbicular is distinct, not absent as in Mr. Morrison's *simplicius*. The color is pale testaceous gray, the wing somewhat mottled with fuscous. A black basal streak extends from the base beyond the t. a. line where it replaces the claviform. Orbicular and reniform, small, subequal, concolorous, reniform with an interior shaded blackish annulus. A black streak above the vein connects the spots and obtains between the orbicular and the faintly geminate t. a. line. Below the basal dash, on the subbasal space, the wing is shaded with blackish. T. p. line reduced to fuscous points, sometimes hardly visible. Subterminal line pale, sinuate. Subterminal space darker, with a pale apical shade before which there is a costal darker shading. Hind wings pellucid white, slightly fuscous in the female, without discal mark. Head and base of collar yellowish gray; thorax fuscous, collar with a black line; palpi black at the sides. All the tibiae spinose. Male antennae ciliate beneath.

Expanse, 33 m. m. *Habitat*, Texas (Belfrage, December).

Agrotis sculptilis, n. s.

♂.—This is a cleanly marked, handsome species, allied in color and size to *Bostoniensis*. The fore tibiae have the spinular series terminating in longer spines. The eyes are indistinctly lashed. It would thus share some of the character of *Pleonectopoda Grotei*, and might be referred to that genus. I cannot consider, however, that genus as sufficiently distinct from *Agrotis*. The

mesial tuft seems to me to be shared also by *Agrotis saucia*. The single species of *Pleonectopoda* had better be united with *Agrotis* and form the type of a section of that large genus. Mr. Morrison has referred the *fimbriaris* of Guenée to *Pleonectopoda*; I do not know the species, but, from the description of the antennae, etc., it would seem to belong to a different genus, for which Mr. Grote's proposed name in the List, *Eucoptocnemis*, should be retained.

Agrotis sculptilis has ashen fore wings, shaded with black beyond the median shade, so as to obscure the reniform spot and t. p. line. The markings are neat, deep-black, and very narrow. T. a. and basal half-line geminate. T. a. line slightly angulate, the most prominent inflection below the s. m. nervure. Orbicular large, spherical, concolorous. Claviform large, concolorous. Reniform well sized, indented outwardly. T. p. line geminate, lunulate. Hind wings soiled white; beneath with faint discal mark and dotted line. The collar with a black central line. Tegulae blackish cinereous. Antennae brushlike.

Expanse, 35 m. m. *Habitat*, Texas (Belfrage, November).

Agrotis chortalis, n. s.

♂ ♀.—A large species of a faded olive gray, with some resemblance to the species of *Glaea*. All the tibiae spinose. Basal half-line and t. a. line marked in deep velvety black. The t. a. line is dentate at costa, and opposite the cell across the median vein forms an inwardly concave, c-shaped curve, which sometimes stands out as a disconnected portion of the line; below this the line fades out and the black color ceases. Ordinary spots large, vague, concolorous. Median shade distinct with an inward angle on the cell; from the median nervure below the reniform it runs straightly inwardly obliquely to internal margin. T. a. line geminate, the inner line more black and slightly lunulate, the outer even, faded; the line is somewhat s-shaped. Subterminal line faint. Hind wings fuscous in the female, whitish in the male. Head and thorax concolorous with primaries. Palpi black at the sides. Wings beneath with ruddy tinting on the costal and terminal borders, finely irrorate; secondaries with a small dot and outer fuscous continued line very near the margin, fading out in the male. Body hairs beneath somewhat ruddy.

Expanse, 40 m. m. *Habitat*, Texas (Mr. Belfrage, November).

Besides the foregoing three species Mr. Belfrage has collected in Texas, *Agrotis badinodis* Grote, *Agrotis simplicius* Morr., *A. alternata* Grote, *A. muraenula* G. & R., *A. lubricans* (Guen.), *A. venerabilis* Walk. (= *trifusca*?), *A. tricoso* Lintner, *A. auxiliaris* Grote, *A. annexa* Treitschke, *A. saucia* Hübner, and *A. suffusa* (W. V.).

Dianthoecia palilis, n. s.

♂ ♀.—This is a pale yellow-gray species with something of the tone of *insolens*. The male has the hind wings pure white, immaculate, the female fuscous. The ordinary lines are approximate; the inner line of the t. p. line fine, black, regularly waved, in the female the line is not defined. The median space is narrowed inferiorly. Both sexes show the median shade as a distinct black ill-defined shade spreading to a blotch on the cell between the obsolete ringed stigmata; there is a more yellowish shade on the median space inferiorly. Subterminal line obsolete or indicated by a fuscous blotching. The female primary is darker than the male. Head, thorax and abdomen above concolorous with the ground color of the wings. Palpi black at the sides. Feet dotted black and pale, else the vestiture is pale on the legs and body. Eyes hairy; oviduct feebly exerted.

Expanse, 28 m. m. *Hab.*, Texas (Bellevue).

Mamestra marinifuncta, n. s.

♂.—This small species has the thorax and fore wings entirely of a delicate greenish gray. The sides of the tegulae are black. The narrow palpi are black laterally. The median lines are black, very approximate inferiorly and the small black outlined claviform nearly spans the median space. The median space is more brown or blackish than the rest of the wing. The t. p. line is regularly scalloped; the t. a. line is convex, nearly even, well marked. The orbicular is rounded, small, black-ringed, concolorous. The reniform is empty, very little constricted, of the pale greenish color of the wing which obtains over the costal region of the median space. Subterminal line obsolete. Hind wings blackish fuscous, paler at base, with whitish interlined fringes and traces of an outer line more apparent beneath where they are whitish, irrorate on costal region and show a distinct discal dot. Fore wings beneath blackish, except along internal margin where they are whitish. Tibiae and tarsi black and gray marked; eyes hairy.

Expanse, 25 m. m. *Hab.*, Texas (Bellevue, November).

Homohadena atricollaris, n. s.

A small species very similar to *badistriga*, differing by the shaded black streak from the base outwardly to the exterior margin being apparently single, there being no distinct submedial basal and cellular streaks as in *badistriga*. The course of the median line is the same. The black shade includes a white cellular spot near the t. p. line. This latter is a little more uneven than in its ally. The collar is not pale but marked with deep black at the base, nar-

rowly lined above with white, and the disc of the thorax is also, with the top of the collar, ashen black. The upper edge of the collar is narrowly edged with white. The hind wings above are wholly pale, unlined; beneath with a faint line.

Expanse, 27 m. m. *Hab.*, Texas (Belfrage).

***Homohadena induta*, n. s.**

Palpi, the third article very short, with brown markings; antennae, simple. Thorax and primaries of a blackish brown, irrorate with black; beneath the thorax and abdomen are a light gray; above the abdomen is a blackish gray; the legs are gray with black markings. The linear black basal streak is continued across the t. a. line; the t. a. line is curved a little outwardly on the costa, then straight to the internal margin. The t. p. line is nearly straight to the center, then passes inwardly and downwardly to the position of a median shade, from that straight to the inner margin. The subterminal line consists of a slight irregular shading, the terminal line distinct, continuous, fringes concolorous. Beneath, cinereous, slight markings on the costa, terminal line present. The secondaries above are centrally pellucid white, bordered outwardly irregularly with fuscous, the veins soiled. Beneath, the discal spot and an outer evident line, the costal and posterior borders peppered; fringes white.

Expanse, 33 m. m. *Hab.*, Texas.

Distinguished by the narrowness of the lines and the want of a suffusion. The tone is like that *Lepipolys perscripta*, and the generic position of the species is not assured.

***Prodenia flavimedia*, n. s.**

♂ ♀.—This species is much smaller than *commelinæ*, and is probably the *commelinæ* of the Missouri Reports. It is found from New York to Texas. The median space below the nervure and obliquely upwards to costa over the orbicular is dull ochre yellow, and the thoracic squamation is mixed with the same color. The apices and subterminal space except between the third and fourth nervules are washed with whitish. The subterminal line is white, very near the margin, slightly indented opposite the cell. The brown fringes are cut finely with white at the extremity of the veins. The reniform is incurved, marked with yellowish superiorly, narrow. Hind wings pellucid, iridescent, without discal marks above or below, with narrow smoky edging and soiled veins.

Expanse, 34 m. m.

This cannot be Guenée's *ornithogalli*, which is described as wanting all yellow shadings and has an obtuse reniform like *Laphygna frugiperda*.

Prodenia lineatella, n. s.

This species resembles the preceding in size, but differs by wanting all yellow shades. The white apical spot limited by the white subterminal line which is shaped as in *flavimedia*, but visible throughout its course. There is a white shade on the subterminal space opposite the cell, else the subterminal space is dark like the rest of the wing. The median nervure and the third and fourth nervules on the median space are marked with pale and the orbicular lies in a pale oblique shade. Reniform as in *flavimedia*, but not distinctly pale superiorly. Claviform distinctly outlined with black; in *flavimedia* it is obscured by the yellow shading of the median field. Fringes cut with white. Hind wings pellucid, iridescent, without discal dots and with narrow smoky borders. Thorax dark wood brown like the ground color of fore wings. Abdomen tufted at base.

Expanse, 35 m. m. *Hab.*, Texas (Belfrage).

An allied Californian species in the Collection differs by the clouded secondaries with discal dot beneath.

Ablepharon absidum, n. s.

Palpi porrect, third joint short, antennae simple, eyes naked. Thorax above of a light lemon yellow, beneath still lighter, abdomen almost white. The primaries concolorous with the thorax, slight dark shadings on the nervules, the discal spot evident, fringes pale. Beneath there is the slightest shade of lemon yellow, the center having a dusky shade. The secondaries are whitish, above they are tinged with yellow and have the nervules brought into prominence by dark shadings. Beneath there is the merest approach to yellow shading; the fringes are broad and glistening white.

Expanse, 35 m. m. Mr. Hy. Edwards, No. 2724, Oregon.

This species differs from *A. Henrici* by the absence of the strongly marked longitudinal lines, and in the lemon yellow cast.

Graphiphora arthrolita, n. s.

♂ ♀.—Eyes hairy; male antennae with the joints long and somewhat bead like, bristled beneath. The tibiae unarmed, the thorax subquadrate, untufted, abdomen untufted, the wings wide, the primaries pointed at apices, external margin rounded, produced opposite median nervules, sloping inwardly to the internal angle below vein 2. The thorax and primaries are a light brownish

drab with a yellowish shade; the t. a. line is black but faint; the median shade more marked, most distinct just inside the reniform spot on the cell, making two angles, outwardly and inwardly; the t. p. line geminate, above rounded outwardly, below inwardly, the outer component line very distinct and waved; the subterminal and terminal lines a series of black dots; the reniform spot concolorous with a pale annulus; the orbicular spot hardly perceptible. Beneath dusky, an arcuated line on both wings; a discal spot on the secondaries.

Expanse, 38 m. m. *Hab.*, California (Mr. Behrens, November).

Distinguishable by the distinct black spots of the subterminal line.

Orthosia crispa, n. s.

♂ ♀.—The thorax and primaries of a bright tawny brown, a slight trace of the basal half line, the t. a. line geminate, irregular, the median shade line quite distinct at the inferior border, the t. p. line geminate, its outer line waved. The subterminal is broken into a series of black points; it is inaugurated on costa by very distinct, double, shaded, black marks; the terminal line is broken up into black points. The reniform and orbicular spots concolorous with the wing, only faintly marked, each having a darker annulus, the reniform constricted, with a black spot filling its lower portion; the median shade visible below the spot. The fringes are of a dark brown. Beneath of a light brown shade, glistening, the discal spot, the t. p. and the subterminal lines present.

The secondaries above have a cinereous shade with a wide light brown border all around. Beneath concolorous with the under surface of the primaries, the discal spot and t. p. line but slightly defined.

Expanse, 33 m. m. Mr. Behrens, Sanzalito, Cal., Oct. 22.

This species is allied to *O. purpurea Grote*.

Glaea tremula, n. s.

♂ ♀.—Varies slightly in the tone of primaries which are pale olive brown with faded brown lines. Abdomen flattened. Allied to *inulta*. The reniform is narrower superiorly and encloses a black dot. The t. p. line is slightly lunulate; the t. a. line outwardly bent, slightly sinuous; the orbicular, rather small, separate, rounded. Hind wings blackish fuscous with bright fringes. Internal margin of the fore wings reddish stained as are the fringes. Body parts concolorous. Median shade hardly apparent.

Expanse, 42 m. m. *Hab.*, Texas (Belfrage, November).

This species is very inconspicuously marked, the lines of a more brown tone than the wing and all the markings of the genus are present. From *inulta* it differs by the lunulate t. p. line, and the concolorousness of the lines and stigmatal rings, as well as by the erect, not oblique position of the ordinary spots.

Xylomiges crucialis, n. s.

♂ ♀.—Palpi, short, eyes hairy, antennae strongly pectinate, the thorax and primaries whitish gray, a well marked black collar, the thoracic vestiture at the base of the wing margined with black, a black basal streak. The transverse lines are broken, black, running diagonally across the wing. From the apex an interrupted black shade extends across the t. p. line to the t. a. line giving the appearance of a cross. The reniform and orbicular spots are obsolete, the former with a central carneous shade, well defined black points at the termination of the nervules. Beneath of a paler gray, an angular brown mark at the costa, carneous shadings surrounding it, brown points at the termination of the nervules, near the base the costa is distinctly marked with brown. The secondaries are white with the discal spot and terminal lines present, broken. Beneath there is a brown shading on the costa and the spot and lines as above, fringes white. The species resembles *curialis* in the white secondaries and *hiemalis* in the marking and color of the primaries.

Expanse, 30 m. m. Hy. Edwards, 5575, California.

Annaphila mera, n. s.

Palpi with the third article black. Primaries brownish black; the t. a. line geminate, convex and shaded light inwardly. The t. p. line rounded outwardly opposite the stigmata; a dark, nearly black median shade line, near the lower portion a line unites the t. a. and t. p. lines, the subterminal line faintly marked. The reniform has a light annulus, the orbicular spot light in color, oblique, fringes concolorous. Beneath the wing is of a bright yellow, with a dark broad margin, nearly black; at the center are two subquadrate spots of a deep black, the t. p. line is observed at the costa outside of the spots, the costa is darkly shaded near the base of the wing. At the inferior border the yellow fades nearly out and the line of demarcation is nearly black.

Secondaries of a darker yellow, black discal spots, broad uneven brown border, below of a grayish yellow, the discal spot faint, the border dark and even.

Expanse, 23 m. m. *Hab.*, California.

Distinguishable from *decia* and *depicta* by the absence of the basal black fascia on secondaries. Allied to *danistica* by the markings of the under surface of fore wings but the color is paler, the black spots not ocellate and the outer line fragmentary.

Grotella, n. g.

The moth is closely scaled, the body parts being all appressedly squamous. Ocelli. Fore tibiae with an inner terminal claw like spine and a short outer spinule. Middle tibiae spinose; hind tibiae unarmed; all the tarsi unarmed. Palpi not exceeding the embossed front. Eyes naked. Male antennae stout and rather short, entirely simple, being merely pubescent beneath, scaled above. Fore wings triangulate, apices rounded, entire; hind wings rounded.

This genus, named for Mr. A. R. Grote, is erected for a small species, recalling the Aretiid genus *Emylia*, with snow white primaries. The genus falls in between *Heliothis* and *Tarache*. The nervation cannot as yet be studied.

Grotella septempunctata, n. s.

♂.—Fore wings and thorax immaculate snow white. At the place of the t. a. line are three perpendicular black distinct rounded dots, one at the middle of the wing, one at costa, one at internal margin. This is succeeded at outer third by a second, nearly parallel row of four black dots in pairs, the interspace between the second and third dots over the median nervules being widest. Beneath the fore wings are blackish, except at internal margin, with a black stained dot at outer third. Hind wings white beneath, with the costal edge smoky and an indication of a transverse fascia there apparent; above smoky outwardly, white at base. Antennae testaceous. Head above white, face black; terminal palpal joints black. Tongue testaceous. Legs mostly black or blackish, white or dotted. Lines of the thorax beneath white.

Expanse, 21 m. m. *Hab.*, Texas (G. W. Belfrage, November).

Lygranthoecia roseitincta, n. s.

Anteunnae, simple, hairy, labial palpi, hairy, eyes naked, ocelli, fore tibiae with a double row of spinules and inner longer terminal claw; middle and hind tibiae unarmed. Thorax of a light ochreous yellow, beneath drab; abdomen dark Quaker drab at upper portion, lower portion reddish, beneath,

light carmine red, anal tuft yellow; tibiae red. Primaries light brown drab, approaching a dusky yellow, t. a. line, single, convex outwardly, most angulate at cell, almost obliterated on inferior margin, space between the t. a. line and the thorax filled with carmine; t. p. line, concave above, convex below, even on the costa; carmine shading in the subterminal space, an ill-defined median shade; terminal line black, fringes whitish. Reniform, oval, inwardly oblique, orbicular absent. Beneath, carmine red, apex and costa white, basal streak black; orbicular spot a black dot, a white line uniting it with the subquadrate reniform spot, subterminal and terminal spaces blackish, hardly obscuring the carmine, inferior marginal region white. The secondaries are of a bright crimson color, a broad black margin not extended quite to anal angle, fringes white except at anal angle, where they are concolorous. Beneath, concolorous, the black band only obtaining at internal angle, a shade darker on the disc, fringes concolorous.

Expanse, 18 m. m. *Hab.*, Texas (Belfrage).

This species is allied to *Spraguei* and *Packardi*, differing by the crimson hind wings and the absence of the discal spot.

Acopa, n. g.

The eyes are naked; the tibiae all unarmed. The body is linear and narrow, the vestiture rather rough, flattened scales and hair; there is a dense bunched tuft of scales on the thorax behind. The male antennae are brush-like. The wings are elongate, costal edge depressed, widening outwardly. The habitus and markings recall *Lygranthoccia marginata*, and the genus is allied to the *Heliothidae* rather than to *Hadena*.

Acopa carina, n. s.

♂ ♀.—Olivaceous blackish, the female is paler. The basal half-line is dentate, the extra basal space along the lines washed with white. Median lines dark, the t. a. flexuous, the t. p. minutely rivulous, edged with white outwardly; the lines approximate inferiorly. Reniform obsoletely indicated, upright, broader at base, black shaded, with a black annulus; orbicular wanting. Subterminal line absent. A white inner terminal shading to the black marginal line. Hind wings wholly blackish. Beneath both wings blackish, immaculate. Abdomen feebly annulate with pale.

Expanse, 23 m. m. *Hab.*, Texas (Belfrage).

Lita, n. g.

Form of *Syneda*, differing by the lashed and naked eyes being constricted and the male antennae being furnished with a thick ciliary fringing. The head is more sunken and the vestiture more hairy than in *Syneda*.

Lita sexsignata, n. s.

Primaries blackish, with *Syneda*-like markings. Two whitish incomplete fasciae, the first on the median space anteriorly, inconspicuous, and sometimes obsolete, the second beyond the reniform. Beneath the fasciae are more distinct, the outer continued to internal margin. Hind wings black, with three spots on either surface, above light sulphur yellow, beneath white; the upper spot on the disc the larger, the lower two are situate opposite each other near external margin before the angle, fringes black, touched with white. Body hairs blackish, beneath mixed with pale; anal hairs yellowish white.

Expanse, 27-32 m. m.

Mr. Henry Edwards, No. 5536, Nevada; Mr. Crotch, in Mus. Comp. Zoology.

Bolina jucunda, *Hübner*.

Specimens sent by Mr. Belfrage from Texas are better marked than material from Alabama in the Collection which corresponds with Guenée's description of *cinis*. I think the species admits of both forms, while the Texan specimens better agree with Hübner's figure.

Bolina agrotipennis, n. s.

Stouter than *jucunda*; the fore wings are of the obscure yellow fuscous tint that characterizes some specimens of *Agrotis saucia*, and have inconspicuous markings. The median space is palest; the subterminal line is indicated on costa, where it is pale, geminate and preceded by two cuneiform black marks. The median lines are badly defined; a black stain marks the reniform. The terminal festooned line is obvious, and is repeated on the fringes which are fuscous, touched with white at internal angle. Hind wings largely black, white at base; the marginal antennal white fleck inconspicuous, fringes white, touched with fuscous.

Expanse, 45 m. m. Texas (Belfrage).

Eubolina, n. s.

Differs from *Bolina* by the lengthily ciliate male antennae. The frontal squamae are gathered into a pointed tuft. The palpi are shorter, not curved upwards, but extended straightly forwards, the second joint not exceeding the

front, the third elongate and comparatively stout. The hind wings are rounded, not white in the disc, but wholly brown, shaded transversely, distantly recalling the genera allied to *Homoptera*.

Eubolina impartialis, n. s.

The terminal palpal joints are a little longer than usual, subspatulate. Rather stout bodied. Median lines brown, of the usual shape, but lunulate, not even. Median space whitish, shaded lightly with blackish on costa. The narrow median shade line is irregular and continued, thread-like, dentate. A minute point for the orbicular. Reniform upright, narrow, black-ringed. The subterminal line is preceded by a blackish shading. Terminal space shaded with pale brown inferiorly. Terminal festooned line evident. Hind wings wholly brownish fuscous with faint indications of outer parallel rivulous shade lines. Beneath the hind wings are whitish, with minute dot and outer narrow lunulate fuscous line; a subterminal line indicated before the margin. Fore wings with the costa whitish, else pale testaceous, with discal mark; traces of a median arcuate line on costa, and a subterminal shade line faintly continuous. Body white beneath.

Expanse, 32 m. m. July 24th, Texas (Belfrage).

Stictoptera divaricata, Grote.

A fresh Texan specimen is more purely blackish, the thoracic crests and lateral abdominal hairs remaining ferruginous, than Mr. Grote's type from Wisconsin. The fore wings are white flecked on the disc and on internal margin about the t. p. line. The apical white lunule inaugurating the subterminal line is distinct. The under side is as in the type. Dec. 3d (Belfrage).

Catocala Belfragiana, n. s.

Palpi brown, third article short, antennae simple. The thorax hoary gray. The abdomen pale brownish yellow, beneath the thorax and abdomen grayish. The primaries concolorous with the thorax. On the costa are indications of the lines, else obliterate. The outer half of the wing is a few shades darker than the inner half, having somewhat of a silky lustre. Fringes concolorous. Beneath the wing is of a pale lemon yellow; a median black band is constricted at the inner margin. The terminal band is black, broad, anteriorly concave, nearly approaching the median band on the costa.

The secondaries are of a deep yellow; the terminal band is blackish, broad, constricted before the angle, and forming a nearly disconnected spot. The

anal angle is free from black scales. Fringes white; no median band. Beneath the wings are of a lighter yellow, hoary on the costa, a faint median band terminating at the disc; the terminal band ill defined.

Expanse, 46 m. m. Mr. Belfrage, No. 9; June 16th, Texas.

Differs from Guenée's description of *messalina* by the concolorous collar and by the obsolescence of all markings on the primaries, as well apparently by its larger size, while the cut of the wings sensibly differs from *androphila* and allies.

Named for Mr. G. W. Belfrage, whose scientific collections in Texas are widely appreciated, and have greatly increased our knowledge of our fauna.

Remigia hexastylus, n. s.

♂.—This is a large species which has the hind feet provided with flattened hair "en nageoire." It cannot be the *marcida* of Guenée, because this author says: "Toutes les lignes peu marquées," etc. The fore wings are somewhat pale lilac gray with the costal edge dusky, powdered finely and sparsely with black dots. Usually there is a fine black dot before the t. a. line which readily escapes attention. The basal half-line can be perceived. The median lines are distinct, continued, ochre brown; the t. a. line with an anterior pale shade, a little concave. The t. p. line straight, shortly rounded on costal region. Median space free from the lines which distinguish *latipes*. Reniform large, concolorous, a fine and wide blackish annulus from the inner and lower angle of which the undulated median shade descends to internal margin; sometimes the shade line is double. There is no "taché en palette." A subterminal series of nervular points; fringes dark. Secondaries a little paler, somewhat yellowish at base, with darker terminal shading and an exterior shade, recalling those of *Drasteria*.

Expanse, 47 m. m. *Hab.*, Canada to Texas.

The species determined in the Collection as *latipes* is more variable in color and slighter in form. It has the median space covered by fine lines, and on internal margin in some specimens a blackish discoloration.

Remigia indentata, n. s.

♂.—This species resembles *latipes* in all characters except that the subterminal line is not straight in its general course, but is slightly sinuous; and that the "taché en palette," below the reniform, fuses with the t. p. line, so

that the line appears broken to make an inward sinus below the reniform. The color is wood-brown with a slight carneous gray shading on the primaries, and is perhaps variable as in *latipes*.

Expanse, 41 m. m. *Hab.*, Texas (Belgrave).

Pseudaglossa denticulalis, n. s.

Of the same size with *lubricalis*, but with gray, powdery wings which recall those of the species of *Epizeuxis*. The long palpi and antennae as in the allied species. The transverse lines on the primaries occupy relatively the same positions as in *lubricalis*; the t. p. line and anterior line black, the former denticulate, notched; subterminal line pale, following a similar course as in the allied species. Reniform pale, with a central lunate black streak. Median shade blackish, becoming diffuse inferiorly and forming a blackish blotch before the t. p. line. Hind wings like primaries, crossed by two darker shade lines followed by pale shades. Beneath the primaries are more or less wholly shaded with blackish, except along the costal edge, crossed by dentate lines; the secondaries are grayish, like upper surface, with a black lunule and double dentate lines. Above there is a black fine terminal line resolved into points. Abdomen annulated with pale, like the wings in color; head and thorax darker; tarsi and tibiae dark marked. Fringes pale, narrowly cut with blackish opposite the points of the terminal line.

Three specimens were collected by Mr. Stultz at Easton, Pennsylvania.

Bomolocha perangulalis, n. s.

This pale species is a little larger than *achatinalis* and wants the usual brighter tint of the dark median space. Its nearest ally seems to be *decepticalis*. The median lines are continuous, evident, even, pale; the t. p. line with an outer angulation opposite the cell. A black discal point. The paler terminal field is dusted with white and divided by the undulated, subterminal line which consists of an uninterrupted series of black dots followed by a pale scalloped edging; terminal space with a dark brown shade which leaves the apices pale. Hind wings pale, dusky centrally and at base, with a discal point. Beneath both wings very pale, somewhat ochreous, subirrorate with black discal points.

Expanse 35 m. m. *Habitat*, New York.

In appearance this species has a certain resemblance to *Parallelia bistrivaria*. I cannot reconcile with this species any of Mr. Walker's descriptions of *Hypenae* in the British Museum Lists.

Pseudorgyia, n. g.

A Deltoid genus allied to *Bomolocha*, remarkable for its plumose ♂ antennae, the branches setose. The stout and long labial palpi are projected

straightly forwards, the second joint is thick and they are not curved upwards and are shorter than in *Hyppena*. The wings are wide not narrow as in *Sisyrrhyppena*. The whole insect in size, form and appearance recalls the Bombycid *Orgyia leucostigma*.

***Pseudorgyia versuta*, n. s.**

♂.—The thorax, head and palpi above have a grayish cast and this shade spreads over the primaries at base. Wings concolorous, blackish fuscous; no markings except the median lines on primaries, the t. p. line flexuous, occupying the relative position that it does in *Bomolochu*, the t. a. line faint, arcuate. Two black points, pupilled with pale, on the cell take the place of the stigmata. Hind wings nearly black, as are both the immaculate wings beneath. Antennae substaccous; palpi darker at the sides. Fringes concolorous with the wings.

Expanse, 28 m. m. *Hab.*, Texas (Belfrage).

GEOMETRAE.

***Crochiphora coloraria*, var. *sphaeromacharia*.**

♂.—Antennae pectinate, palpi erect, thorax olivaceous above and dusky yellow below, abdomen dusky yellow and tinted with olivaceous above. Costa dotted with faint minute black spots. Primaries olivaceous; t. a. line purple, exerted outwardly superiorly on the cell, median shade line very indistinct, t. p. line purple, passing downwards and inwards, on its outer border shaded into red, outside of it two large round black spots, one at the center, between veins 3 and 4, and the other at posterior border of wing, small dash at apex, fringes concolorous, the whole surface covered with minute black points. Below, yellow sprinkled with dark brown, a dash at discal cell, markings of the t. p. line and the two spots of the upper surface, clearly defined. Secondaries, light straw color, t. p. line continuous from primaries, small dash near anal angle, below the t. p. line olivaceous, whole surface mottled. Below, concolorous with under surface of primaries, presenting same mottled appearance, discal spots black, three transverse brown lines equidistant in middle third, at superior angle three black spots almost forming a line.

Expanse, 36 m. m. *Hab.*, Alabama (Mr. Grote).

It differs from *coloraria* in the heavier ornamentation of the t. p. line, and the two round spots posterior to it.

Dr. Packard does not consider the remarkable specimen as being specifically distinct from *coloraria*.

XXII. Synopsis of the Discomycetous Fungi of the United States

BY M. C. COOKE, M. A.

THE time appears to me to have arrived for making an attempt at obtaining some estimate of the Fungi which have already been detected in the United States, for the purpose of preparing, in some form or other, a guide to the Mycologic Flora. As a preliminary step I have been induced to publish, as speedily as I can prepare them, consecutive lists of groups and sections, such as the present, which, however imperfect it may be, is the best which the materials at my disposal enable me to accomplish. In order to render these lists of real utility in attaining their object, the co-operation of Mycologists in all the States must be earnestly solicited. What I would desire of them is correction and addition, especially of localities, and, since many of the species of Schweinitz still require confirmation, they may be able to furnish this confirmation. All specimens would be acceptable, as helping to a knowledge of the Fungi of the States, and their distribution; credit being invariably given, either in revised lists, or in the Flora when published, to all who have rendered such aid, their names being inserted, as in the present instance, not only as a guarantee of accuracy, but as a well merited recognition of services rendered. Revisions and additions, as well as specimens, named or unnamed, but localized, are requested to be sent to the address here named.

NO. 2 GROSVENOR VILLAS, JUNCTION ROAD,
LONDON, N., ENGLAND.

SYNOPSIS DISCOMYCETUM.

Order I. **HELVELLACEI** *Fr.*Gen. 1. **MORCHELLA** *Dill.*

1. **Morehella esculenta** *Fr.* On the ground. Ohio (Lea); N. Y. (Peck); N. Eng. (Sprague).
var. **CONICA** *P.* Rhode Isl. (Berk.); Ohio (Lea); Penns. (Coultas).
2. **Morehella elata** *Fr.* On the ground. N. Eng. (Sprague).
3. **Morehella foraminulosa** *Schwz.* On the ground. Car. (Sch.).

Gen. 2. **GYROMITRA** *Fr.*

1. **Gyromitra esculenta** *Fr.* On the ground. Car. (Rav.); N. Eng. (Sprague); Maine (E. C. Bolles); Ohio (Lea); N. Y. (Schw.).
2. **Gyromitra Caroliniana** (*Schwz.*). Earth in woods. Car. (Schw.); Mass. (Brit. Mus.).

Gen. 3. **HELVELLA** *Fr.*

1. **Helvella crispa** *Fr.* In pine woods. Car. (Curtis); N. Eng. (Sprague); N. Y. (C. E. Peck).
2. **Helvella lacunosa** *Afz.* On the ground. Car. (Curtis); Alabama (Curt.).
3. **Helvella sulcata** *Afz.* In shady woods. Car. (Curtis); N. Y. (Peck).
var. **PALLESCENS** *Schwff.* N. Y. (W. R. Gerard).
4. **Helvella infula** *Fr.* On the ground. Car. (Schw.); N. Y. (Peck).
5. **Helvella monachella** *Fr.* On the earth. N. Eng. (Sprague).
6. **Helvella costata** *Schwz.* In sandy ground. Car. (Schw.; Curt.).
7. **Helvella atra** *König.* On soil. Car. (Ravenel).
8. **Helvella elastica** *Bull.* On the ground. N. Y. (Peck).
9. **Helvella ephippium** *Lev.* About trunks. Car. (Curt.); N. Eng. (Frost); Virg. (Curt.).

Gen. 4. **MITRULA** *Fr.*

1. **Mitrula paludosa** *Fr.* In swamps. Alabama (Beaumont); Car. (Curt.); N. Y. (Peck); N. Jersey (Ellis).
2. **Mitrula lutescens** *Berk.* In damp places. Yellow, somewhat viscid, stem solid, squamose, sporidia oblong, slightly curved, 5-nucleate (.035 m. m.). Car. (B. & C.).
3. **Mitrula inflata** *Schwz.* (Schwz.)
4. **Mitrula crispata** *Fr.* N. Eng. (Sprague).
5. **Mitrula exigua** *Fr.* On dejected stems. Car. (Schwz.).
6. **Mitrula elegans** *Berk.* Clubs small, obovate, stem very long. United States (Green).

Gen. 5. **SPATHULARIA** *Pers.*

1. *Spathularia flavida* *P.* In fir woods. Maine (Curt.).

Gen. 6. **LEOTIA** *P.*

1. *Leotia circinaus* *Pers.* In woods. Car. (Schwz.).
2. *Leotia lubrica* *Pers.* In moist woods. Car. (Curt.); N. Y. (Peck).
3. *Leotia chlorocephala* *Schwz.* In damp sandy woods. Car. (Rav.); Penn. (Michener); N. Eng. (Frost).
4. *Leotia viscosa* *Fr.* In damp sandy woods. Car. (Rav. iv, 22).
5. *Leotia lutea* (*Vibrissca lutea* Peck). N. Y. (Peck).
6. *Leotia infundibuliformis* *Schwz.* (Species uncertain). N. Y. (Schwz.).

Gen. 7. **CIDARIS** *Fr.*

1. *Cidaris caroliniana* (*Verpa* Schwz.) *Fr.* Car. (Schwz.).

Gen. 8. **GEOGLOSSUM** *P.**a. Sporidia hyaline.*

1. *Geoglossum microsporum* *C. & P.* N. Y. (Peck).
2. *Geoglossum flavum* *Peck.* N. Y. (Peck).
3. *Geoglossum viride* *P.* Car. (Curt.).

b. Sporidia colored.

4. *Geoglossum hirsutum* *Pers.* In wet ground. Car. (Curt.); La. (Hale); N. Y. (Peck).
5. *Geoglossum glabrum* *Pers.* (*Geoglossum simile* Peck). Damp mossy ground. Car. (Schw.); N. Jersey (I. B. Ellis).
6. *Geoglossum Peckianum* *Cooke.* (*G. glutinosum* Peck). N. Y. (Peck); N. Eng. (Murray).
7. *Geoglossum difforme* *Pers.* In wet ground. Car. (Curt.); N. Eng. (Murray; Frost).

Sporidia uncertain.

8. *Geoglossum rufum* *Schwz.* (Schw.).
9. *Geoglossum farinaeum* *Schwz.* In meadows. Car. (Schwz.).

Gen. 9. **PEZIZA.**Series I. **ALEURIA** *Fr.*Sect. 1. **MACROPODES.**

1. *P. acetabulum* *Linn.* On the ground. Car. (Curt.); Ohio (Lea); N. Eng. (Frost).
2. *P. sulcata* *Pers.* On the ground. (Schwz.).
3. *P. cinnamomeo-lutescens* *Schwz.* Amongst leaves. Car. (Schwz.).
4. *P. mitrula* *Schwz.* Amongst leaves. Car. (Schwz.).

5. *P. hesperidea* C. & P., Grev. 1, pl. 1, fig. 1. Amongst leaves. N. Y. (Peck).
6. *P. macropus* P. On the ground. Car. (Schw.; Curt.); N. Y. (Peck).
7. *P. rapulum* Bull. On the ground. Car. (Curt.).
8. *P. sordescens* B. & C. On the ground. Cups expanded (1 inch or more), at first orange yellow, disc bay; stem cylindrical, pallid, tomentose; sporidia elliptic, binucleate (.0005 inches). N. Eng. (Murray; Frost.)
9. *P. pallidula* C. & P. On old beech wood. Thin, wholly pallid, waxy; cup infundibuliform, at length flattened, nearly smooth; stem at first distinct, then abbreviated, pruinose, margin slightly incurved; asci cylindrical, sporidia elliptical (.0005 × .00035). N. Y. (Peck, No. 309).

Sec. 2. COCHLEATAE.

10. *P. aurantia* Fr. On the ground. Ohio (Lea); N. Y. (Peck); N. Eng. (Sprague).
11. *P. onotica* P. On the ground in woods. Car. (Schwz.).
[*P. uniceisa* Peck. Appears to be a form of *P. onotica*]. N. Y. (Peck).
12. *P. obtecta* Schwz. Amongst rotten leaves. Car. (Schwz.).
13. *P. fulgens* P. In pine woods. Mass. (Schwz.).
14. *P. cochleata* Linn. On the ground amongst grass. Car. (Schw.; Curt.); N. Y. (Peck); N. Eng. (Sprague); Maine (Curt.).
15. *P. venosa* P. On the ground. Car. (Schwz.).
16. *P. costata* Fr., Nov. Sym. On the ground. Ohio (Lindblom).
17. *P. clypeata* Schwz. Amongst leaves. Car. (Schwz.).
18. *P. badia* P. In damp places. Car. (Schwz.); N. Y. (Peck).
19. *P. griseo-rosea* Gerard. On ligneous earth. Sessile (1 inch); cup fleshy, rather thin, hemispherical, then expanded, externally greyish ochre, rather mealy; disc pale rosy, subochraceous; asci cylindrical; sporidia elliptical, rough (.015-.018 × .0075-.01 m. m.). N. Y. (Gerard No. 41).
20. *P. atrovinosa* Cooke. On ground amongst grass. Sessile (1-2 inches); cup-shaped, then expanded and flattened smooth, dark vinous brown; disc of the same color; asci cylindrical, sporidia elliptical rugose (.0005 × .0003 inches). New Jersey (Ellis).
21. *P. succosa* Berk. On moist earth. Car. (Curt.); Conn. (Wright).
[**P. Schweinitzii* B. & C. Is undescribed and unknown to Rev. M. J. Berkeley].

Sec. 3. CUPULARES Fr.

a. Pustulatae.

22. *P. repanda*, var. *amplispora*. N. Y. (Peck).
23. *P. vesiculosa* Bull. On manured soil. Car. (Schw.); N. Eng. (Sprague); N. Y. (Peck).
24. *P. bufonia* Pers. In woods. Car. (Schw.).
25. *P. micropus* P. On earth. Car. (Schw.).
26. *P. pustulata* Fr. On trunks. Car. (Schw.); Ohio (Lea).

b. *Cupulatae.*

27. *P. catinus* *Holms.* On rotten wood. Car. (Schw.).
28. *P. carbonaria* *A. & S.* On burnt soil. Bethlehem (Schw.).
29. *P. pulchra* *Gerard.* Under pines. N. Y. (Gerard).
30. *P. cupularis* *Fr.* On burnt ground. Car. (Curt.); N. Eng. (Frost).
31. *P. diluta* *Fr.* On the ground. Bethlehem (Schw.).
32. *P. applanata* *Fr.* Bethlehem (Schw.).
33. *P. fuliginea* *Sch.* Bethlehem (Schw.).
34. *P. irrorata* *B. & C.* On soil. Cup-shaped, at length flattened, fuliginous (1 inch), broadly fixed beneath; sporidia uniseriate, elliptic, at length rough (.0004 inches); paraphyses clavate. Texas (M. J. B.).
35. *P. violacea* *Fr.* Amongst Kalmias. Car. (Schw.).
36. *P. membranacea* *Sch.* Bethlehem (Schw.).
37. *P. Spraguei* *B. & C.* On rotten wood. Flattened, margin incurved, externally pallid tomentose; disc rufous ($\frac{3}{4}$ inches); asci linear, obtuse; sporidia elliptic, uniseriate (.0005 inches). Maine (Sprague); Car. (Curt.); N. Eng. (Frost).
- [**P. velutina* *B. & C.* On ligneous earth. Undescribed and uncertain.]
38. *P. Petersii* *B. & C.* On burnt soil. Gregarious, crispate, externally pallid; disc bay-brown; sporidia elliptical, narrow, binucleate (.00038 inches); cups 1 inch or more. Alabama (Peters).
39. *P. decolorans* *B. & C.* On the ground. Cups small, obconical, whitish, then fuliginous; sporidia elliptical, binucleate (.00057 inches). Ala. (Peters).
40. *P. microspora* *B. & C.* On rotten wood. Small, gregarious, crowded and irregular, fleshy, fragile, externally pallid, pruinose, internally orange-yellow; stem very short or obsolete; sporidia small, elliptic, even, binucleate (.00028 inches). Car. (Rav.).

Sect. 4. HUMARIA.

a. *Sphaerosporae.*

- 40½. *P. sphaeroplea* *B. & C.* On burnt earth. Orange, pateraeform (2 lines), thinly clad with articulated flocci, asci linear, obtuse, paraphyses filiform, simple or branched, sporidia uniseriate (.0005 in). Car. (Curt).
41. *P. hinnulea* *B. & Br. (P. psammophila* *B. & C.)* On soil amongst grass, Car. (Curt).
42. *P. Wrightii* *B. & C.,* on trunks. Texas (M. J. B.).
43. *P. exasperata* *B. & C.* On burnt earth. Scarlet. Cups subglotose ($\frac{1}{2}$ inch) externally verruculose, margin inflexed. Sporidia globose, echinulate (.0005 in). Alabama (Peters).

b. *Ellipsisporae.*

44. *P. omphalodes* *Bull.* On burnt ground. Car. (Schw.; Curt.)
45. *P. melaloma* *A. & S.* On burnt ground. Car. (Curt); Conn. (Wright).
46. *P. granulata* *Bull.* On cow dung. Car. (Schw.); N. Y. (Peck).

47. *P. adusta* C. & P. On burnt ground. Gregarious or scattered. Cups subglobose, then open and hemispherical, at length plane, (1 line,) somewhat irregular when dry, brown, with a few radiating fibrils at the base; disc amber yellow; Asci cylindrical, sporidia elliptic, binucleate (.00036 × 00035 in.), paraphyses clavate, brownish. New York (Peck.)
48. *P. humosa* Fr. On the ground. N. Eng. (Frost).
49. *P. araneosa* Bull. Nazareth (Schw.).
50. *P. leucoloma* Hedw. Amongst moss. N. Y. (Peck). Car. (Schw.).
51. *P. rutilans* Fr. On the ground. Car. (Schw.).
52. *P. rubricosa* Fr. On earth. Car. (Schw.). N. Y. (Peck).
53. *P. glumarum* Desm. On rotting chaff. N. Eng. (Frost).
54. *P. ollaris* Fr. In pine woods. Car. (Schw.). Conn. (Wright).
55. *P. convexula* Pers. (*P. chrysophthalma* Gerard). N. Y. (Gerard).
56. *P. eremicolor* B. On human ordure. Minute, flattened, pallid (1. line), paraphyses linear. Sporidia elliptic, even (.0006 in.). Car. (Curt.).
57. *P. spissa* Berh. On the ground. Cups irregular ($\frac{3}{4}$ in.) margin lobed; disc thick, bay, stem very short, whitish, sporidia elliptic, binucleate (.00057 in.). Ala. (Peters).
58. *Peziza Gerardi* Cooke (*Peziza violacea* Gerard). On the ground. Violaceous, sessile, fleshy. Cups hemispherical then flattened (2 lines broad), externally greyish violet, disc brighter. Asci cylindrical (.23 m. m. long). Sporidia fusiform (.032—035 × .008—009 m. m.), with a central nucleus, paraphyses filiform, clavate at the tips. N. Y. (Gerard).

Series II. LACHNEA.

Sect. 1. SARCOSCYPIAE,

- 58½. *P. coccinea* Jacq. On fallen limbs. Car. (Curt.). N. Y. (Peck).
59. *P. floccosa* Schw. On fallen limbs. N. Y. (Peck). Ohio (Lea.).
60. *P. occidentalis* Schw. On branches. Ohio (Lea.; Schw.).
61. *P. tomentosa* Schw. On wood. Car. (Schw.).
62. *P. semitosta* B. & C. On the ground. Umber, internally bay brown. Cup hemispherical ($1\frac{1}{2}$ inch), produced into a rugose costate stem, margin inflexed, externally velvety, sporidia subfusiform, granulated (.00117 in.). Penn. (Mich.).
63. *P. pubida* B. & C. On the ground. Cups crowded, hemispherical ($\frac{3}{4}$ inch), margin inflexed externally and short stem velvety, paraphyses brown sporidia fusiform, granulated (.001—0015 in.). Ala. (Peters).
64. *P. hirtipes* Cooke. On branches. Fleshy, cupshaped, substipitate. Cup (1–2 in.) hemispherical, dark brown, pubescent, margin incurved, disc paler, stem very short, nearly obsolete, attached by long shining, black hairs. Asci cylindrical, sporidia elliptical, paraphyses simple or furcate. Maine (E. C. B.).
65. *P. stygia* B. & C. Sides of moist banks. Small, black, cup turbinate, externally slightly hispid ($\frac{1}{2}$ inch), disc plano-concave, dark olivaceous, stem long, rooting, paraphyses linear, curved at the tips; sporidia globose, even. Car. (M. J. B.).

66. *P. pusio* B. & C. On the soil. Cups hemispherical, with a thick, at length smooth stem, running into the cup in costate veins (1-1½ lines). Externally whitish, internally orange. Texas (Wright).
67. *P. alplitodes* Berh. On bark amongst moss; cups hemispherical, hispid as well as the elongated stem, margin undulated, sporidia subfusiform (.0004 in.). N. Eng. (Murray).
68. *P. nigrella* Pers. On wood and earth. Car. (Schw.). N. Y. (Peck).
69. *P. hemispherica* Wigg. On wood and earth. Car. (Schw.; Curt.); N. Y. (Peck). Maine (Curt.).
70. *P. brunnea* A. & S. On burnt ground. Car. (Schw.).
71. *P. pellita* C. & P. (Grev. 1. pl. 1, fig. 3.) On soil. N. Y. (Peck).
72. *P. confusa* Cooke (*Peziza brunnea* Karsten). On the ground. N. Y. (Gerard). Sporidia globose .015, m. m.
73. *P. fusicarpa* Gerard. Amongst moss. N. Y. (Gerard).
74. *P. carneo-rufa* Mart. On the ground. (Schw.).
75. *P. albo-cincta* B. & C. On the ground. Cups scarlet (1. line), concave, externally and margin furnished with snow white flocci. Sporidia elliptic, echinulate (.0008 × .0006 in.). Car. (Rav.). N. Eng. (Murray).
76. *P. Texensis* B. & C. Cups flattened, dingy orange; externally beset with a few pallid fusiform septate bristles, which are bulbous at the base, margin ciliate; sporidia elliptic, coarsely granulated (.0006 in). Texas (Wright).
77. *P. setosa* Nees. On trunks. (Schw.).
78. *P. erinaeus* Schw. On rotten trunks. Car. (Schw.).
79. *P. scutellata* L. On wood &c. Mass. (Curt.); Car. (Schw., Curt., Rav.); Maine (Bolles); Ohio (Lea).
80. *P. stercorea* P. On dung and rich soil. Car. (Schw.); N. Y. (Peck).
81. *P. theleboloides* A. & S. On spent hops, manure &c. Car. (Schw.); N. Y. (Peck).
82. *P. diversicolor* Fr. On dung. Car. (Schw.); N. Eng. (Sprague).
83. *P. decipiens* B. & C. On pine leaves (species undescribed).

Sect. II. DASYSYPHAE,

a. *Sessiles.*

84. *P. hyalina* P. On wood. Car. (Schw.).
85. *P. papillaris* Fr. On wood and bark. Car. (Schw.).
86. *P. varicolor* Fr. On stems, trunks &c. Car. (Schw.; Curt.).
87. *P. trifomis* Fl. Dan. On *Rhus* wood. Bethlehem (Schw.).
88. *P. balsamicola* (*Nodularia balsamicola* Peck). On bark of Balsam. N. Y. (Peck).
89. *P. flammea* A. & S. (*P. maculincola* Schw.). On branches. (Schw.).
90. *P. leonina* Schw. On Elm wood. Car. (Schw.).
91. *P. cinnabarina* Sch. On wood of *Liquidambar*. Car. (Schw.).
92. *P. flavo-fuliginea* A. & G. On rotten wood. Car. (Schw.).
93. *P. fulvo-cana* Schw. On disc of stump. Car. (Schw.).
94. *P. virescens* A. & S. On stems. Bethlehem (Schw.).
95. *P. incarnescens* Sch. On decorticated wood. Bethlehem (Schw.).

96. *P. Schumacheri* Fr. On stumps. Bethlehem (Schw.).
97. *P. atrofuscata* Schw. On wood. Bethlehem (Schw.).
98. *P. hispidula* Schw. On *Sambucus*. Penns. (Schw.).
99. *P. corvina* Pers. On wood. Bethlehem (Schw.).
100. *P. subochracea* C. & P., in Grev. 1, pl. 1, fig. 4. On *Rubus*. N. Y. (Peck).
101. *P. rufo-olivacea* A. & G. On stems of *Rubus*. Car. (Schw.).
102. *P. vitis* Schw. On bark of *Vitis*. (Schw.).
103. *P. roseola* Schw. On stems. Bethlehem (Schw.).
104. *P. penicillata* Schw. On bark of *Vitis*. Car. (Schw.).
105. *P. corticalis* Pers. On bark. Car. (Schw.).
106. *P. spadicea* Pers. On wood. Bethlehem (Schw.).
107. *P. cinereo-fusca* Schw. On wood and bark. (Schw.).
108. *P. Eupatorii* Schw. (*P. solenia* Peck). On *Eupatorium*. Bethlehem (Schw.). N. Y. (Peck).
109. *P. sulphurea* P. On chips and stems. Car. (Schw.; Curt.).
110. *P. relicina* P. On herbaceous stems. Bethlehem (Schw.).
111. *P. fuscobarbata* Schw. On stems of *Verbascum*. Bethlehem (Schw.).
112. *P. rufiberbis* Schw. On stems. Bethlehem (Schw.).
113. *P. strigosa* P. On stems of Umbellifers. Car. (Schw.).
114. *P. comata* Schw. On oak leaves. N. Y. (Peck). (Schw.).
115. *P. pollinaria* Cooke. On oak leaves. Epiphyllous, subgregarious, minute soft, sessile, pallid, clad with very short pulverulent white hairs, resembling white meal; cups globose, at length opening by a small central orifice; asci cylindrical; sporidia elliptical, minute. N. Jersey (Ellis 2158).
116. *P. marginata* Cooke. On oak leaves &c. Scattered or gregarious, brownish, sessile, fringed at the margin with septate brown hairs, disc paler; asci cylindrical, minute; sporidia spermatozoid. N. Jersey (Ellis 2151).
117. *P. episphaeria* Mart. On *Hypoxylon*. Bethlehem (Schw.).
- [*P. villosa* P. is a *Cyphella*, as also *P. albo-violascens* and *P. punctiformis* Fr.]

b. *Stipitatae*.

118. *P. nivea* Fr. On wood. Car. (Curt.). N. Y. (Peck).
119. *P. ochracea* Schw. On pine wood. Penn. (Schw.).
120. *P. cerina* Pers. On wood, palings &c. Car. (Curt.).
121. *P. calyculaeformis* Sch. On rotten wood. Bethlehem (Schw.).
122. *P. virginea* Batsch. On sticks, twigs &c. Car. (Schw.; Curt.); N. Y. (Peck).
123. *P. bicolor* Bull. On oak twigs, &c. (Schw.).
124. *P. calycina* Sch. On pine branches. Car. (Schw.; Curt.); N. Y. (Peck).
125. *P. Agassizii* B. & C. On bark of *Abies*. Car. (Curt.; Rav.); N. Y. (Peck); N. Hamp. (Bolles).
126. *P. pithya* Pers. On twigs of conifers. (*Sireca pithya* Schw.). Penn. (Schw.).

127. *P. eupressina* Batsch. (*Helotium thujinum* Peck). Car. (Curt.); N. Y. (Peck); Conn. (Wright); N. Jersey (Ellis).
128. *P. clandestina* Bull. On branches. Car. (Curt.); N. Y. (Schw.).
129. *P. turbinnulata* Schw. On bark of *Castanea*. U. S. (Schw.).
130. *P. luteo-alba* Schw. On bark. Bethlehem (Schw.).
131. *P. prolificans* Schw. On disc of trunks. Car. (Schw.).
132. *P. aranea* Not. On bark. Car. (Rav.).
133. *P. translucida* B. & C. On twigs of *Castanea*. Minute, gregarious, cups hemispherical, margin inflexed; stem very short. Penn. (Mich.).
134. *P. caulicola* Fr. On stems. Car. (Curt.).
135. *P. stipiticola* Schw. On stems. Bethlehem (Schw.).
136. *P. ciliaris* Schw. (On side of trunks?) Car. (Schw.).
137. *P. albopileata* Cooke. On leaves of *Magnolia*, scattered or subgregarious, stipulate, dirty white then ochraceous, stem slender, nearly naked; cup soon flattened, clad externally with short white hairs, disc discolored, sporidia linear minute. (Plant larger than *P. ciliaris*). N. Jersey (Ellis).
138. *P. patula* P. On leaves. Car. (Schw.).
139. *P. puberula* B. & C. On fallen ash leaves. Cups globose, fawn color, furfuraceous tomentose; stem short, pallid; disc concolorous. Car. (Rav.).
140. *P. fuscescens* P. On beech leaves. Car. (Schw.); N. Y. (Peck).
141. *P. pulverulenta* Lib. On fir leaves. N. Y. (Peck).
142. *P. subhirta* Schw. On leaves. Bethlehem (Schw.).
143. *P. plagiopus* Weinm. On grass. Bethlehem (Schw.).
144. *P. cannea* (*P. arundinariae*, B.). On *Arundinaria*. Small; cups cyathiform; externally white tomentose; stem at length smooth; disc concave, pallid umber. Car. (M. J. B.).
145. *P. sphaerineola* Schw., on *Sphaeria*. Bethlehem (Schw.).

Sec. 3. TAPESIA,

[*P. anomala* P., is *Solenia ochracea*.]

146. *P. arachnoidea* Schw. On moist wood. Bethlehem (Schw.).
147. *P. caesia* Pers. On oak wood. Car. (Curt.).
148. *P. stipata* Fr. On wood. Bethlehem (Schw.).
149. *P. discincola* Schw. On disc of trunk. Bethlehem (Schw.).
150. *P. candidofulva* Schw. On bark. Bethlehem (Schw.).
151. *P. Hydrangeae* Schw. On dead *Hydrangea*. Car. (Schw.; Curt.).
152. *P. poriaeformis* D. C. On willow. Car. (Schw.).
153. *P. Rosae* Pers. On rose branches. Car. (Schw.; Curt.).
154. *P. aurelia* Pers. On rotten wood, &c. Car. (Curt.).
155. *P. annulata* Holms. On wood. Bethlehem (Schw.).
156. *P. armeniaca* Pers. On stems. Bethlehem (Schw.).
157. *P. Bloxami* B. & Br. On rotten wood. Car. (Curt.).
158. *P. daedalea* Schw. On bark of *Carya*, *Acer*, &c. Car. (Schw.; Curt.).
159. *P. griseopulveracea* Schw. On branches. Bethlehem (Schw.).
- [*P. pruinata* Schw., is *Arthonia confluens*.]

160. *P. sanguinea* P. On rotten wood. Maine (E. C. B.) Car. (S.).
 161. *P. megaloma* Schwz. On rotten wood. Bethlehem (Schw.).
 162. *P. fusca* Pers. On bark of elder. Car. (Schw.); Conn. (Wright); N. Y. (Peck).
 163. *P. mollisiaeoides* Schw. On rotten wood. N. Eng. (Frost); N. Y. (Peck); Mass. (Curt.).
 164. *P. subiculata* Schwz. On wood. Car. (Curt.); N. Eng. (Sprague).

Sec. 4. FIBRINA.

165. *P. bolaris* Batsch. On fir sticks. Car. (Schw.).
 166. *P. membranata* Schw. On wood. Bethlehem (Schw.).
 167. *P. sericea* A. & S. On wood. Car. (Schw.).
 168. *P. ceracella* Fr. On bark. Bethlehem (Schwz.).
 169. *P. vixvisibilis* Schw. Interior of chestnut bark. Bethlehem (Schwz.).
 170. *P. elatina* A. & S. On *Abies Canadensis*. Car. (Schw.).
 171. *P. pomicolor* B. & R. On bark of *Taxodium*. Scattered, subhemispherical, soon open; externally apple color, furfuraceous; disc olivaceous. Car. (Rav.).
 172. *P. ascoboloidea* Schw. On bark of *Vitis*. Bethlehem (Schw.).
 173. *P. lentaginis* Schw. On branches of *Viburnum*. New Jersey (Schw.).
 174. *P. opulifoliae* Schw. On branches of *Spiraea*. Bethlehem (Schw.).
 175. *P. roseoalba* Schwz. On bark of *Cornus*. Car. (Schw.).
 176. *P. solitaria* Schwz. On stems. Bethlehem (Schw.).
 177. *P. cedrina* Cooke. On branches of *Juniperus Virginiana*. Scattered, pitch brown, externally fibroso-rugose; cups globose, soon open, and cup-shaped (1 m. m.); margin contracted; disc slightly paler; asci cylindrical; sporidia oval (scarcely mature .02 x .01 m. m.); paraphyses profuse, clavate, and slightly curved at the tips. N. Y. (Gerard 48).

Series III. PHIALEA.

Sec. 1. HYMENOSCYPIA.

178. *P. tuberosa* Bull. On the ground. Car. (Curt.).
 179. *P. ciborioides* Fr. Amongst leaves. Car. (Curt.).
 180. *P. gracilipes* Cooke. On petals of *Magnolia*. Cups membranaceous, brownish, discoid, flattened, stem long, slender, capillary, darker, smooth, equal, springing from a flattened rugose black sclerotium; asci cylindrical; sporidia oblong (stem 1 inch, cup 1 line). N. Jersey (Ellis).
 181. *P. Peckiana* C. (*Helotium macrosporum* Peck). On decaying beach wood. N. Y. (Peck).
 182. *P. imberbis* Bull. On wood. Bethlehem (Schw.).
 183. *P. albumina* C. & P. On wood; chips. N. Y. (Peck).
 184. *P. crocea* Schwz. On sticks. Car. (Curt.).
 185. *P. firma* Pers. On trunks, sticks, &c. Car. (Schw.; Curt.); N. Eng. (Sprague).

186. *P. echinophila* Bull. On chestnut capsules, &c. Bethlehem (Schw.).
187. *P. longipes* C. & P. On leaf petioles. Yellowish; cups concave ($2''-3''$) shallow, at length nearly plane; disc sometimes reddish yellow; stem very long (1 inch or more), equal, slender; asci cylindrical; sporidia narrowly elliptical, straight or curved, uninucleate (.0005-.0006 \times .0002-.00025 m.). N. Y. (Peck, 301).
188. *P. coronata* Bull. On stems. Car. (Schw.); N. Y. (Peck).
189. *P. cyathoidea* Bull. On herbaceous stems. Car. (Schw.); N. Y. (Peck); N. Eng. (Sprague).
190. *P. striata* Nces. On herbaceous stems. Bethlehem (Schw.).
191. *P. nigrescens* Cooke. On stems of *Erigeron*. Stipitate, dark brown, nearly black, small, firm; cups at first clavate, then expanded and plane; margin elevated; disc paler, dingy gray; stem twice as long as the diameter of the cup, equal below, expanding into the cup; sporidia subfusiform, straight or curved, at first binucleate. New Jersey (Ellis, 1022).
192. *P. perula* Pers. On stems. Bethlehem (Schw.).
193. *P. clavata* Pers. On bark of *Robinia*. Bethlehem (Schw.).
194. *P. campanula* Nces. On stems of umbellifers. Car. (Schw.).
195. *P. Persoonii* Moug. On *Equisetum*. N. Y. (Peck).
196. *P. pyriformis* Fr. On mosses. Car. (Schw.).
197. *P. subearnea* C. & P. On *Jungernannia*. Scattered, very minute, stipitate, pale flesh color, at first clavate; asci cylindrical; sporidia minute, hyaline, linear, spermatozoid. (Cups scarcely visible to the naked eye.) N. Y. (Peck).

[*Peziza capula*, is a *Cyphella*.]

Sec. 2. MOLLISIA.

198. *P. citrinella* Schw. On wood (*Salix*). (Schw.).
199. *P. cinerea* Batsch. On wood. Car. (Schw.; Curt.); N. Eng. (Frost).
200. *P. xanthostigma* Fr. On wood. Bethlehem (Schw.).
201. *P. leucostigma* Fr. On wood. Ohio (Lea); Bethlehem (Schw.).
202. *P. diaphanula* Cooke. On wood. Gregarious, soft, very minute ($\frac{1}{15}$ m. m.); cups hyaline, whitish, becoming pallid, hemispherical, soon flattened; asci clavate; sporidia elongated, elliptical, uninucleate (.017-.02 \times .008 m. m.); paraphyses linear. N. Jersey (Ellis, 2161).
203. *P. introspecta* Cooke. On wood. Gregarious or scattered, minute ($\frac{3}{15}-\frac{4}{15}$ m. m.); cups sessile, hemispherical, then cup-shaped and flattened, pallid watery white, externally brownish; asci clavate, stipitate; sporidia narrowly fusiform, 3-4 nucleate, then faintly 3-5 septate (.04-.045 \times .008 m. m.); paraphyses linear. N. Jersey (Ellis, 2160).
204. *P. dentata* P. On wood. Bethlehem (Schw.).
205. *P. rubella* P. On wood and bark. Car. (Schw.; Curt.); N. Eng. (Sprague); Ala. (Rav.).
206. *P. rufula* Schw. On wood. Bethlehem (Schw.).
207. *P. sanguinolenta* S. On wood. Bethlehem (Schw.).

208. *P. crociniteta* B. & C., Grev. 1, pl. 1, fig. —. On wood. Car. (Rav.: Curt.).
209. *P. vineta* C. & P. On decaying wood. N. Y. (Peck).
210. *P. pusilla* Fl. Dan. On trunks. Bethlehem (Schw.).
211. *P. uda* P. On trunks. Car. (Schw.).
212. *P. vinosa* A. & S. On branches. Car. (Schw.).
213. *P. vulgaris* Fr. On wood and bark. Car. (Curt.).
- var. SANGUINELLA (*P. sanguinella* B. & C.). Car. (Curt.).
- var. MYCETICOLA (*P. myceticola* B. & C.). Conn. (Wright); Car. (Curt.).
214. *P. conchella* Schw. On bark. Bethlehem (Schw.).
215. *P. eruenta* Schw. On bark. Bethlehem (Schw.).
216. *P. lividofusca* Fr. On bark. (Schw.).
217. *P. multophthalma* B. & C. On *Cornus florida*. Minute, hemispherical, externally black, internally vermilion; asci linear; paraphyses flexuose; sporidia oblong, minute, hyaline. Car. (Curt.).
218. *P. lacerata* C. & P. On stems of *Rubus*. N. Y. (Peck).
219. *P. fracta* B. & C. On *Hydrangea*. Minute, erumpent, black, subglobose; mouth punctiform, then expanded and broken; asci clavate; sporidia biseriate, oblong, clavate, hyaline. Va. (Mount); Car. (Rav.).
220. *P. fibriseda* B. & C. On *Ulmus Americana*. Orange, irregular, externally sprinkled with saccharine particles; margin lacinate and broken; disc concave. (fruit imperfect.) Va. (Mount).
221. *P. saccharifera* B. & C. On *Liquidambar*. Soft, gregarious, pallid orange, irregular, externally sprinkled with saccharine particles; margin rather tumid; disc concave. Ala. (Peters).
222. *P. Russellii* B. & C. On bark. Erumpent, fasciculate, brick red; margin obtuse; disc slightly concave; asci clavate; sporidia biseriate, oblong, narrowed toward each end, at length uniseptate (.0006 inches long). N. Eng. (Russell).
223. *P. Taxodii* B. & C. On bark of *Taxodium*. Cups externally black; disc concave, pallid cinereous, margin inflexed; asci clavate, broad. sporidia quaternate, large, obovate, fenestrate (.003 inches). Car. (Curt.).
224. *P. Kalmiae* Peck. On stems of *Kalmia*. (Not having seen this, I cannot tell to what section it belongs.
225. *P. cucurbitae* Gerard. On gourds. N. Y. (Gerard).
226. *P. assimilis* C. & P., in Grev. 1, pl. 1, fig. —. On *Aster*. N. Y. (Peck).
227. *P. erigeronata* Cooke. On stems of *Erigeron*. Gregarious, soft; cups hemispherical, then flattened, externally smooth, dark umber, becoming black; disc livid cinereous, margin slightly elevated; asci short, broadly clavate; sporidia biseriate or crowded linear-elliptic. New Jersey (Ellis).
228. *P. exigua* Cooke. On stems of *Erigeron*. Scattered, very minute, red, sessile, tremellose; cups hemispherical, then plane or convex; margin nearly obsolete; asci small, lanceolate; sporidia minute, linear, hyaline. N. Jersey (Ellis).
229. *P. Dehnii* Rabh. On living *Potentilla*. N. Y. (Peck).

230. *P. pulviscula* Cooke. On stems of *Phytolacca*. Gregarious, very minute, like grains of sugar, soft, almost tremelloid; cups globose, then flattened, smooth, pallid, watery yellowish white; asci cylindrical; sporidia very minute. Cups $\frac{1}{10}$ m. m. broad; asci $.03 \times .005$ m. m. N. Y. (Gerard).
231. *P. Pteridis* Desm. On stems of *Pteris*. Bethlehem (Schw.).
232. *P. atrocinerea* Cooke, Fungi Britt. On *Polygonum*. N. Y. (Peck, No. 352).
233. *P. brassicacola* B. On cabbage stems. Thin, expanded, flexuous, externally and internally rufous; sporidia elliptic, concatenate, uninucleate (.0004 inches). N. Eng. (Sprague).
234. *P. exidiella* B. & C. On herbaceous stems. Gregarious, regular, externally and internally rufous yellow; asci clavate; sporidia oblong, narrow, hyaline (.00028 inches). Conn. (Wright).
235. *P. dilutella* Fr. On herbaceous stems. Bethlehem (Schw.).
236. *P. Arundinariae* B. & C. On *Arundinaria*. Flattened, soon deciduous, pitch brown, seated on an orbicular spot-like mycelium; disc pallid. Car. (Curt.).
237. *P. stenostoma* B. & C. On *Andropogon*. Erumpent, elongated, quite black, mouth narrow; asci clavate; sporidia oblong, narrow, uniseriate, binucleate. Car. (Curt.).
238. *P. Andropogonis* B. & C. On *Andropogon*. Cups at first closed, black, at length expanded, margin undulated; disc yellowish bay; asci clavate; sporidia biseriate oblong, narrowed toward each end, triseptate (.0006 inches). Car. (Curt.).
239. *P. atriella* Cooke. On *Andropogon*. Gregarious, sessile, soft, minute; cups at first hemispherical, soon flattened (.02 m. m.), slightly marginate, black, smooth; disc dark cinereous, becoming blackish; asci subclavate; sporidia narrowly fusiform ($.03 \times .0025$ m. m.), with a row of nuclei; paraphyses filiform. N. Jersey (Ellis, 2231).
240. *Peziza cervinula* Cooke. On dead *Carex*. Subgregarious, sessile, very minute; cups globose, at first pierced, then open, hemispherical, contracted at the paler margin, externally fawn color (0.1-0.2 m. m.); disc whitish; asci clavate (.04 m. m.); sporidia cylindrical, straight or curved, simple (.012-.014 \times .002 m. m.). New Jersey (Ellis, 2226).
241. *P. umbonata* P. On leaves. Car. (Curt.).
242. *P. protrusa* B. On dead leaves of *Magnolia*. Erumpent, punctiform, here and there encircled by the epidermis; mouth flexuose, externally granulated, chestnut color; disc concave, white; sporidia oblong, cylindrical (.0003-.0005 inches). Car. (Curt.). New Jersey (Ellis).
243. *P. pinastri* C. & P. On leaves of *Pinus rigida*. Sessile, soft, scattered, at first sprinkled with an evanescent whitish meal, soon naked and greyish brown hemispherical, then plane; margin often lacerated; disc paler, pallid grey; asci cylindrico-clavate; sporidia narrowly lanceolate, obtuse (.0005-.0006 inches). N. Y. (Peck, 349).
244. *P. olivaceolutea* B. & C. On dead leaves. Minute, erumpent, very deciduous, externally olivaceous, margin whitish; disc concave, pallid yellow. (So deciduous that specimens are preserved with difficulty.) Car. (Curt.).

245. *P. axillaris* *Nees*. On mosses (*Splachnum*). (Schw.).
[*Peziza Resinae* *Fr.*, is now admitted to be a Lichen. See *Grevillea*,
Vol. 2.]
246. *P. Ravenelii* *B. & C.* On *Hysterium*. *Car.* (Curt.).

Sec. 3. PATELLEA.

247. *P. compressa* *P.* (*P. nigropunctula* *Gerard.*) On wood. *Car.* (Curt.;
Schw.); *N. Y.* (Peck; *Gerard.*)
248. *P. corrugata* *C. & P.* On wood. *N. Y.* (Peck).
249. *P. viticola* *P.* On twigs. (Schw.); *N. Y.* (Peck).
250. *P. philadelphii* *Schw.* On twigs. Bethlehem (Schw.).
251. *P. corneola* *C. & P.* *N. Y.* (Peck).
252. *P. glandicola* *Schw.* On nuts. Bethlehem (Schw.).

Gen. 10. HELOTIUM.

a. *Pelastea*.

1. *H. aciculare* *Bull.* On stumps. *Car.* (Schw.).
2. *H. subtile* *Fr.* On fir leaves. *Penn.* (Schw.); *New Jersey* (Ellis).
3. *H. flmetarium* *P.* On dung. *Car.* (Schw.).
4. *H. flavovirens* *Fr.* On wood. Bethlehem (Schw.).
5. *H. aureum* *P.* On trunks. *Car.* (Schw.).
6. *H. serotium* *Fr.* On stick. *Car.* (Schw.).
7. *H. acericolum* (*Nodularia acericola* *Peck*). On maple sticks. *N. Y.*
(Peck).
8. *H. fructigenum* *Bull.* On beech mast. *Conn.* (Wright).
9. *H. lutescens* *Hedw.* On sticks. *Car.* (Schw.).
10. *H. conigenum* *P.* On fir cones. *Penn.* (Schw.).

b. *Calycella*.

11. *H. Tuba* *Bull.* On branches. *Car.* (Schw.).
12. *H. Buecina* *Fr.* On wood. *Car.* (Schw.); *N. Eng.* (Frost).
13. *H. phialea* *Fl. Dan.* On branches. Bethlehem (Schw.).
14. *H. calycellus* *Sow.* On wood. Bethlehem (Schw.).
15. *H. Aspegrenii* *Fr.* On wood. Bethlehem (Schw.).
16. *H. citrinum* *Fr.* On wood. *Car.* (Schw.; *Curt.*); *Ohio* (Lea); *N. Y.*
(Peck; *Gerard.*)
17. *H. confluens* *Schw.* On wood. Bethlehem (Schw.); *N. Y.* (Gerard).
18. *H. pallescens* *P.* On wood. *Car.* (Schw.); *N. Eng.* (Frost).
19. *H. pullatum* *Gerard.* On stems of *Vitis*. Gregarious (1-2 m. m.), dark,
dingy ochre when fresh, becoming fuliginous when dry, at first cla-
vate, then somewhat obconical, externally darker; stem short, expand-
ing into the cup; disc plane, concave when dry; asci—. *N. Y.* (Gerard).
20. *H. vaccinum* *Schum.* On cow dung. (Schw.).
21. *H. chionaeum* *Fr.* On fir leaves. Nazareth (Schw.).
22. *H. rugipes* *Peck.* On rotten wood. *N. Y.* (Peck).
23. *H. lenticulare* *Bull.* On stumps. *Car.* (Schw.); *N. Y.* (Peck).

24. *H. nigripes* Schum. On branches. Car. (Schw.).
25. *H. salicellum* Fr. On twigs. N. Jersey (Schw.).
26. *H. luteovirens* Fr. On branches. Bethlehem (Schw.).
27. *H. ferrugineum* Schum. On wood. N. Eng. (Frost); Salem (Schw.).
28. *H. albivirens* Cooke. On wood of maple. Scattered or subgregarious; pale greenish white; sessile, attached beneath by white arachnoid threads; cups convex, at length nearly plane, darker when dry (1. m. m.); asci cylindrical; sporidia cylindrical, obtuse, straight or curved, simple (.018 × .003 m. m.). N. Jersey (Ellis, 2227).
29. *H. disciforme* Fr. On branches. Bethlehem (Schw.).
30. *H. leguminum* Schw. On legumes. Bethlehem (Schw.).
31. *H. herbarum* P. On herbaceous stems. Car. (Schw.); N. Y. (Peck); N. Eng. (Murray).
32. *H. pastinacum* Schw. On parsnip. Bethlehem (Schw.).
33. *H. limonium* C. & P. On stems. N. Y. (Peck).
34. *H. gracile* C. & P. On stems. N. Y. (Peck).
35. *H. fagineum* P. On twigs. Bethlehem (Schw.).
36. *H. epiphyllum* P. On leaves. Car. (Schw.); N. Jersey (Ellis); N. Y. (Peck).
37. *H. naviculaesporum* Ellis. On decaying leaves. Whitish, then ochraceous, stipitate, cups plane convex (.05 in.), disc slightly darker; asci broad; sporidia boat-shaped (.001 inch), obscurely septate. New Jersey (Ellis).
38. *H. renisporum* Ellis. On decaying leaves. Stipitate ($\frac{1}{2}$ -1 line) convex, then plane (concave when dry); pale cinnamon, or brownish yellow; stem ($\frac{1}{8}$ - $\frac{1}{4}$ in.), darker below; equal slender; asci subcylindrical; sporidia reniform (.0008 in.). New Jersey (Ellis).

Gen. 11. **CHLOROSPENIUM** Fr.

1. *C. Schweinitzii* Fr. (*Peziza chlora* Schw.). On wood. Car. (Curt.; Rav.; Schw.); New Jersey (Ellis).
2. *C. repandum* Fr. (*Peziza chlorascens* Schw.). On wood.
3. *C. subtortum* Fr. (*Peziza torta* Schw.). On old wood. Car. (Schw.).
4. *C. versiformis* Fr. On wood. Car. (Curt.); Conn. (Curt.).
5. *C. aeruginosum* Fr. On wood. Car. (Curt.).
6. *C. virescens* Fr. (*Peziza atrovirens* Fr.). On wood. Car. (Schw.; Curt.).
7. *C. epimyces* Cooke. On old *Corticium*. Cups sessile, greenish yellow, then olivaceous, pulverulent (1. line), plane, disc paler; asci clavate; sporidia biseriate, broadly fusiform (.02 × .01 m. m.). The pulverulent granules are globose and brown under the microscope and about .007 m. m. diameter. New Jersey (Ellis).

Gen. 12. **PSILOPEZIA**. B.

1. *P. nummularia* B. On rotten wood. Car. (Curt.); Ohio (Lea.); Penns. (Mich.).
2. *P. Babingtonii* B. On rotten wood. Car. (Rav.).
3. *P. flavida* B. & C. On dead wood. Alabama (Peters.).

Gen. 13. **RHIZINA** Fr.

1. **P. undulata** Fr. On the ground. Car. (Curt.).

Order II. **BULGARIACEI.**Gen. 1. **ASCOBOLUS** Fr.

1. **A. furfuraceus** P. On cow dung. Car. (Curt.).
2. **A. glaber** P. On dung. Car. (Schw.).
3. **A. ciliatus** Sch. On dung. N. Y. (Peck); Car. (Rav.).
4. **A. immersus** P. On dung.

Gen. 2. **ASCOPHANUS** Boud.

1. **A. papillatus** Boud. On dung. Car. (Schw.).

Gen. 3. **OMBROPHILA** Fr.

1. **O. purpurascens** Fr. (*Peziza clavus* var.). N. Jersey (Ellis).
2. **O. violacea** Fr. (*Peziza clavus* var. *b.*). N. Jersey (Ellis).
3. **O. lilacina** Wahl. (*Peziza lilacina* S.) (Schw.).
4. **O. subaurea** Cooke. On cedar twigs in swamps. N. Jersey (Ellis). Turbinate or obconical, pallid then pale orange, subtremelloid; Disc plane (2 m. m.); margin often waved or crenate; asci cylindrical; sporidia fusiform, granular, $.03 \times .005$ m. m.; parayhyses filiform, branched or simple.

Gen. 4. **BULGARIA** Fr.

1. **B. globosa** Fr. Earth in woods. (Schw.).
2. **B. inquinans** Fr. On oak logs. N. Y. (Gerard); Car. (Curt.; Rav.).
3. **B. pulla** Fr. On pine wood. (*Lemalis Pulla*, Schw.).
4. **B. rufa** Schum. On rotten sticks. Car. (Curt.).
5. **B. sarcoides** Fr. On sticks and trunks. Car. (Curt.).
6. **B. purpurea** Fekl. On trunks. N. Jersey (Ellis).

Gen. 5. **VIBRISSEA** Fr.

1. **V. truncorum** Fr. On wood. Car. (Schw.); N. Y. (Peck); N. Eng. (Sprague).

Gen. 6. **SAREA**, Fr.

1. **S. brassicaccola** Schw. On cabbage stems. (Schw.).

This is an uncertain species and requires examination and verification.

XXIII. On the Genus *Agrotis* with Additions to the "List of North American Noctuidae"

BY AUG. R. GROTE.

[Read before this Society March 5th, 1875.]

IN my "List of the Noctuidae" I have stated that my arrangement of the species of this genus was provisional. Up to the present time I am still without sufficient material to enable me to adapt our American species to the classification of Lederer, who divides the European species into nine primary groups (A to I). The principal character used by Lederer is the form of the *genitalia*. He then appears to give weight to the form of the antennae, then to the spinosity of the tibiae, then to the shape of the abdomen and then to the vestiture of the thorax. This latter character is used by Lederer to form a subsection for *linogrisea*, a species not known to me. A proper study of these characters can only be made from large material, and, in its absence, I have only the following notes to make on some of our species.

Agrotis gilvipennis Grote.

This species, from Anticosti, is our only described species with yellow secondaries. It is stated by Prof. Zeller to be allied to *Chardinyi*, a Russian species, which I do not know. Lederer gives unarmed fore tibiae for *Chardinyi*. Two of my three specimens of *gilvipennis* seem to me to show spines on the fore tibiae. The tibiae are not strongly spinose in this species. On the third specimen I can see no spines, but the spines frequently break off, and hence we cannot be sure of their absence from an examination of single specimens.

Agrotis haruspica Grote.

The fore tibiae are spinose. This species is published by Dr. Speyer as *A. augur* var. *grandis*, in an extremely valuable paper in which the relationship between allied forms of Noctuidae in North America and Europe are discussed. All such closely allied forms must have descended from some common progenitor, and I have suggested that the separation may have occurred in later Tertiary times, and is the effect of the change in temperature during the Glacial Period. The effect of a gradual increase in cold would have been to drive the members of the Artogaecal fauna southward and separate geographically the European and American species. There appear, as previously noticed by Dr. Le Conte in the Coleoptera, to be various grades of relationship between species now existing in Europe and America. While some are absolutely identical, others may be distinguished by various grades of distinctional character, grades that could only have been brought about by gradual changes, and yet which, in the Noctuidae, as Dr. Speyer interestingly shows, have some common direction of variation in color that is apparently the result of climatic conditions. The specific name quite evidently loses some of its hitherto accepted force as applied to these forms. Nevertheless, where we can constantly separate the forms, different names should be employed for the sake of exactness of definition. The present name was published January 20th, 1875, and was proposed to replace that of *unimacula*, given to the species by Mr. Morrison, a name previously used by Dr. Standinger for an Andalusian species.

Agrotis exsertistigma Morrison.

I have previously considered this specific name to apply to *alternata* Grote. At that time I was guided by Mr. Morrison's brief comparative description and my California material of *cupidissima* Grote. I have now returned to me my specimen by Mr. Morrison, and I find it to be distinct from either *alternata* or *cupida*, with neither of which should it have been compared by its describer, for the abdomen is not flattened, but conical. It must therefore be referred to a different subsection of the genus. I

have myself been mistaken in regarding *alternata* as Californian; the variable Californian specimens, in some of which the orbicular is open, belonging apparently to a distinct species which I have described as *cupidissima*.

***Agrotis incisiva* Guenée.**

Mr. Morrison sends me a specimen of my *Anicla Alabamae* as this species, which is briefly described by Guenée, who makes no mention of the exterior dotted line on the primaries. The name *Anicla* may be used as a sectional one for the species which is, as I have pointed out, essentially an *Agrotis* in its spinose tibiae, but appears to differ by the smooth thorax, which is clothed with narrow scales rather than hairs. I may have given too much weight to its analogies with *Laphygma*. Mr. Morrison's *simplicius* and Guenée's *lubricans*, are apparently related forms.

***Agrotis obeliscoides* Guenée.**

I now believe that the species from the Eastern Slope, that I have described as *sexatilis*, is the same with that described by Guenée in the Species Général under the above name. From California I have received three specimens, under the number 30 (red label), from Mr. Behrens. They differ by the narrower, more lunulate reniform. The orbicular is variable in shape, while the costal region is not differentiated. I have a specimen of *sexatilis* from Colorado, and these characters may be found to be inconstant over so wide a stretch of country.

With regard to the question of "representative" species, I would suggest that geographically separated forms in the Noctuidae exhibit usually some characters which enable the entomologist to judge of the locality whence the material came. Thus California specimens of *A. clandestina* are paler, more distinctly marked than Eastern ones.

***Agrotis Lewisii* Grote.**

This species, from Colorado, differs by the fore tibiae having terminal longer spines and in the disc of the thorax showing a ridge-shaped tuft. The ornamentation resembles *A. obeliscoides*, the

uniform red brown primaries have no costal pale shading, the orbicular is rounded and larger, the pale subterminal line has no costal mark and the terminal space is concolorous. I agree with Dr. Harvey that the term *Pleonectopoda* should be regarded as sectional merely.

The collection of the Buffalo Society of Natural Sciences contains determined specimens of the following species of North American *Agrotis*:

1. ***Agrotis gilvipennis*** Grote, 6th Ann. Rep. Peab. Acad. Sci., 28.
Hab., Anticosti Island (Couper).
2. ***Agrotis baja*** (*S. V.*) Grote, List N. Am. Noct., 9.
Hab., New York (Lintner); Canada (Norman).
3. ***Agrotis Normaniana*** Grote, Proc. Am. Ent. Soc., 5, 89; *Agrotis obtusa*
Speyer, Stett. Ent. Zeit., 1875, 124.
Hab., Canada (Norman).
4. ***Agrotis attenta*** Grote, Can. Ent., 6, 131.
Hab., Maine (Packard).
5. ***Agrotis perattenta*** Grote, Can. Ent., 6, 131.
Hab., Maine (Packard).
6. ***Agrotis sigmoides*** Guenée, Noct., 1, 325 (*Noctua*).
Hab., New York (Lintner).
7. ***Agrotis vittifrons*** Grote, Proc. Ent. Soc. Phil., 3, 527, Pl. 5.
Hab., Nevada (Hy. Edwards).
8. ***Agrotis haruspica*** Grote, Bull. B. S. N. S., 2, 212, *Agrotis unimacula*†
Morr., Proc. Bost. Soc. N. H., 166.
Hab., New York (Harvey); Mass. (Joseph Lewis).
9. ***Agrotis badinodis*** Grote, Can. Ent., 6, 13.
Hab., Mass. (Thaxter); Texas (Belfrage).
10. ***Agrotis e-nigrum*** (*Linn.*) Guenée, Noct. 1, 328.
Hab., New York (C. T. Robinson).
11. ***Agrotis bicarnea*** Guenée, Noct., 1, 328 (*Noctua*); *Feltia ducens* Walk.,
C. B. M. Noct., 203.
Hab., New York (Comstock); Mass. (Joseph Lewis).
12. ***Agrotis innotabilis*** Grote, Proc. Acad. N. Sci. Phil., 1874, 202.
Hab., California (Behrens).
13. ***Agrotis auxiliaris*** Grote, Bul. B. S. N. S., 1, 96.
Hab., Colorado (Mead; Ridings); Texas (Belfrage).

14. *Agrotis excellens* Grote, Trans. Am. Ent. Soc., 5.
Hab., California (Hy. Edwards).
15. *Agrotis phyllophora* Grote, List N. Am. Noct., 61.
Hab., New York (C. T. Robinson).
16. *Agrotis manifestolabes* Morrison, Proc. Bost. Soc. N. H., 166.
Hab., Mass. (Morrison).
17. *Agrotis herilis* Grote, Bull. B. S. N. S., 1, 99.
Hab., Alabama (Grote); New York (Lintner).
18. *Agrotis tricoso* Lintner, 26th Ann. Rep. N. Y. S. Mus., 159.
Hab., New York (Lintner); Texas (Belfrage).

The Texan specimens in the Collection do not afford proper ground for Mr. Morrison's surmise that this species is a variety of *jaculifera*. They are merely a little smaller than the northern, and one ♂ has the hind wings paler at base.

19. *Agrotis subgothica* (Haworth), Steph. 2, Pl. 22, fig. 3; *Agrotis jaculifera* Guen., Noct. 1, 262, Pl. 5, fig. 4.
Hab., New York (C. T. Robinson); Vancouver Island (Hy. Edwards).
20. *Agrotis quadridentata* Grote & Robinson, Proc. Ent. Soc. Phil., 4, 491, Pl. 3, figs. 2, 3.
Hab., Nevada (Hy. Edwards).
21. *Agrotis ciatricosa* Grote & Robinson, Proc. Ent. Soc. Phil., 4, 492, Pl. 3, fig. 4.
Hab., Nevada (Hy. Edwards).

22. *Agrotis Ridingsiana* n. s.

This species, of which I have both sexes, has brush-like antennae in the male. It is closely allied to *quadridentata*, but differs at once by the hind wings in both sexes being blackish, as dark as in *herilis*, with white fringes. The ground color of the forewings is blackish. The costal region, median vein and ordinary spots are gray, the latter with a slight brown tinge which sometimes tinges the costal edge. The pale scales on veins 3 and 4 do not extend beyond the subterminal line except in one specimen (Nevada). The size is that of *quadridentata*.

Hab., Colorado (Ridings; Mead, No. 6); Nevada (Hy. Edwards).

23. *Agrotis pitychrous* Grote, Bull. B. S. N. S., 1, 82, Pl. 2, fig. 11.
Hab., New York (C. T. Robinson); Massachusetts (Morrison).

24. *Agrotis fennica* (Tauscher).

Hab., Kodiak (Behrens).

25. *Agrotis scropulana* Morrison, Proc. Bost. S. N. H., 165.
Hab., White Mountains (Morrison).
26. *Agrotis opipara* Morrison, Proc. Bost. S. N. H., 165.
Hab., White Mountains (Morrison).
27. *Agrotis tessellata* Harris.
Hab., New York (C. T. Robinson); Colorado (Mead); Canada (Saunders).
28. *Agrotis Hollemani* Grote, Can. Ent., 6, 156.
Hab., California (Holleman).
29. *Agrotis lagena* Grote, Can. Ent., 7, 26.
Hab., California (Hy. Edwards).
30. *Agrotis formalis* Grote, List N. Am. Noct., 61.
Hab., California (Behrens).
31. *Agrotis geniculata* Grote & Robinson, Trans. Am. Ent. Soc., 1, 349, Pl. 7, fig. 54.
Hab., Massachusetts (Thaxter).
32. *Agrotis littoralis* Packard, Proc. Bost. S. N. H., 11, 33.
Hab., Labrador (Morrison).
33. *Agrotis rubi* (Vewig).
Hab., Canada (Norman).
34. *Agrotis conflua* Treitschke.
Hab., Anticosti Island (Couper).
35. *Agrotis muraenula* Grote & Robinson, Trans. Am. Ent. Soc., 1, 352, Pl. 7, fig. 48; *Agrotis scandens* Riley, 1st Mo. Rep., 76.
Hab., New York (C. T. Robinson); Missouri (Riley).
- I have formerly believed these species to be distinct; and now correct my opinion from the material before me.
36. *Agrotis Wilsoni* Grote, Bull. B. S. N. S., 1, 135.
Hab., California (Behrens; Hy. Edwards).
37. *Agrotis specialis* Grote, List N. Am. Noct., 62.
Hab., California (Behrens).
38. *Agrotis gravis* Grote, Bull. B. S. N. S., 2, 155.
Hab., California (Behrens; Hy. Edwards).
39. *Agrotis intrita* Morr., Proc. Bost. Soc. N. H., 1874, 164.
Hab., Vancouver Island (Hy. Edwards).

Identified by Mr. Morrison, whose brief descriptions in this genus are a serious drawback to a knowledge of the species, the more so as the comparisons made in this case with *phyllophora* and in *exsertistigma* with *alternata*, are inapt and misleading.

40. *Agrotis exsertistigma* Morrison, Proc. Bost. Soc. N. H., 166.
Hab., California (Behrens).
41. *Agrotis silens* Grote, Can. Ent., 7.
Hab., Nevada (Hy. Edwards).
42. *Agrotis euroides* Grote, Proc. Acad. N. S. Phil., 202.
Hab., California (Behrens).
43. *Agrotis volubilis* Harvey, Bull. B. S. N. S., 2, p. 118.
Hab., New York.
44. *Agrotis gladiaria* Morrison, Proc. Bost. S. N. H., 162.
Hab., Pennsylvania (Stultz); Canada (Norman).
45. *Agrotis venerabilis* Walker, C. B. M. Noct., 328; *Agrotis incallida*
Walker, l. c. 330.
Hab., New York; Pennsylvania (Stultz).
46. *Agrotis cinereomacula* Morrison, Proc. Bost. S. N. H., 164.
Hab., New York.
47. *Agrotis velleripennis* Grote, 6th Ann. Rep. Peab. Acad. S., 29.
Hab., New York (Mead); Iowa; California (Behrens); Nevada (Edwards).
48. *Agrotis Rileyana* Morrison, Proc. Bost. Soc. N. H., 1874, 166.
Hab., New York (C. T. Robinson).
49. *Agrotis Bostoniensis* Grote, Proc. Acad. N. S. Phil., 1874, 203.
Hab., Massachusetts (Thaxter).
50. *Agrotis messoria* Harris. *Agrotis Cochranii* Riley. *Agrotis repentis*
G. & R.
Hab., California (Behrens); Missouri (Riley); New York.
- The California specimens are larger, of a more blackish tone, with the claviform distinctly marked. I have formerly, but always with hesitation, suspected them to be = *lycarum*, from Herrich-Schaeffer's figure. I am the first to suggest the present synonymy (Can. Ent., 6, 214).
51. *Agrotis balanitis* Grote, Bull. B. S. N. S., 1, 97, Pl. 3, fig. 14.
Hab., Colorado (Mead).
52. *Agrotis fuscigera* Grote, Can. Ent., 6, 155.
Hab., California (Behrens).
53. *Agrotis suffusa* (S. V.). *Agrotis telifera* Harris.
Hab., New York; Texas (Belfrage).
54. *Agrotis annexa* Treitschke.
Hab., Alabama (Grote); Texas (Belfrage).
55. *Agrotis rudens* Harvey, Bull. B. S. N. S., 2, 271.
Hab., Texas (Belfrage).

56. *Agrotis saucia* *Hübner*. *Agrotis inermis* Harris.
Hab., New York; California (Behrens).
57. *Agrotis pastoralis* *Grote*, Can. Ent., 7.
Hab., Colorado (Mead); Vancouver (Hy. Edwards).
58. *Agrotis gagates* *Grote*, Can. Ent., 7.
Hab., Colorado (Mead).
59. *Agrotis incivis* *Guenée*. *Anicla Alabamæ* *Grote*.
Hab., Alabama (Grote); Texas (Belfrage).
60. *Agrotis simplicius* *Morrison*, Proc. Bost. S. N. H., 164.
Hab., Texas (Belfrage).
61. *Agrotis lubricans* *Guenée*, Noct., 1, 323 (*Noctua*).
Hab., Maine (Packard); Texas (Belfrage).
62. *Agrotis plecta* (*Linn.*).
Hab., New York (Grote).
63. *Agrotis obeliscoides* *Guenée*, Noct. 1, 293. *Agrotis sexatilis* *Grote*.
Hab., New York; Colorado (Mead); ?California (Behrens).
64. *Agrotis Lewisii* *Grote*, B. S. N. S., 1, 137, Pl. 4, fig. 10.
Hab., Colorado (Mead).
65. *Agrotis sculptilis* *Harvey*, Bull. B. S. N. S., 2, 271.
Hab., Texas (Belfrage).
66. *Agrotis chortalis* *Harvey*, Bull. B. S. N. S., 2, 272.
Hab., Texas (Belfrage).
67. *Agrotis clandestina* *Harris*.
Hab., California; Nevada (Edwards); New York (Lintner); Canada (Saunders).
68. *Agrotis alternata* *Grote*, Proc. Ent. Soc. Phil., 3, 526, Pl. 5, fig. 8.
Hab., Texas (Belfrage); New York (C. T. Robinson).
69. *Agrotis cupida* *Grote*, Proc. Ent. Soc. Phil., 3, 525, Pl. 5, fig. 7.
Hab., New York.
70. *Agrotis cupidissima* *Grote*, Can. Ent., 7.
Hab., California (Behrens).

NOCTUAE.

NONFASCIATAE.

CHARADRA *Walker*.

†*dispulsa* *Morrison*, Proc. Bost. Soc. N. Hist., 17, 213.

**JASPIDEA* *Hübner*.

†*percara* *Morrison*, l. c., 213 (*Bryophila*).

***APOROPHYLA** *Guenée*.

Yosemitae (*Grote*), Bull. B. S. N. S., 1, 113, Pl. 3, fig. 3 (*Cucullia*).

In letters Dr. Speyer believes this species to be identical with, or nearly allied to, the European *A. australis*, a species unknown to me.

CROCIGRAPHA *Grote*.

Normani (*Grote*), Can. Ent. 6, 115 (*Perigrapha*).

***MAMESTRA** *Ochsenheimer*.

adjuncta (*Boisd.*), Guen. Noct. 1, 199, Pl. 6, fig. 10.

The eyes are hairy. By some mistake, in re-classifying Guenée's North American species of *Hadena* and *Mamestra*, I have placed *adjuncta* among the former.

teligera *Morr.*, Proc. Bost. Soc. N. Hist., 17, 215.

innexa *Grote*, Bull. B. S. N. S., 2, 123 (*Perigrapha*); *Morr.*, Proc. Bost. Soc. N. H., 17, 214.

illaudabilis *Grote*, Can. Ent., 7, 27.

***HADENA** *Schrank*.

divesta *Grote*, Can. Ent., 6, 217 (California).

indirecta *Grote*, Can. Ent., 7, 28 (California).

***ACTINOTIA** *Hübner*.

Stewarti *Grote*, Can. Ent., 7, 28 (California).

***PRODENIA** *Guenée* (*List*, p. 17).

Commelinae (*Abb. & Sm.*), Ins. Ga., 2, 189, Pl. 95 (*Phalena*); Guen., Noct. 1, 162 (*Prodenia*).

flavimedia *Harvey*, Bull. B. S. N. S., 2, 274.

lineatella *Harvey*, l. c., 275.

praefica *Grote*, Can. Ent., 7.

† **ornithogalli** *Guen.*, Noct., 1, 163.

Praefica is Californian; the other species from the Atlantic district.

***GORTYNA** *Hübner* (*Supp.* to "List," p. 216).

purpuripennis *Grote*, Proc. Acad. N. Sci. Phil., 1874, 206; *Orthosia batiola* *Morr.*, Proc. Bost. Soc. N. Hist., 17, 148.

*GLAEA Hübner.

†sericea Morr., Proc. Bost. Soc. N. H., 17, 151.

*ORTHOSIA Ochsenheimer.

helva n. s.¹disticha (Morr.),² Proc. Bost. Soc. N. Hist., 17, 217 (Caradrina).

*SEGETIA Boisduval.

†orbica Morr., l. c., 216.

*XANTHIA Hübner.

(The North American specimens agree with *silago* in the purple collar. The reference to *gilvago*, List, 25, wants confirmation.)

ARTHROCHLORA Grote (Stett. Ent. Zeit., 1875).

Type: *Feralia februalis* Grote.

februalis Grote, List, 60.

PERIGEA Guenée.

luxa Grote, Bull. B. S. N. S., 2, 200.

enixa n. s.³

¹This species has been suspected to be identical with the European *circillaris*, which latter name it should replace in the List. A large, coarse, buff yellow species, with large, inferiorly stained reniform; the lines double, blackish, wavy, inconspicuous; the hind wings shaded with fuscous; fringes and body squamae buff yellow; eyes naked, lashed.

²The specimen before me is an *Orthosia*, the eyes lashed; the markings are like *Orthosia*. *Caradrina*, as defined by Lederer, contains heterogeneous forms. However, Mr. Morrison's *Hadena rasilis* agrees better with *Caradrina* than with *Hadena*, from which it differs by the smooth, flattened, untailed abdomen. The following are recent synonyms of Mr. Morrison's so far as known to me; the last two references are not concurred in by Mr. Morrison. Mr. Morrison's generic references, where they differ in these instances, I regard as incorrect.

Copipanolis vernalis Morr.=Eutolype Rolandi.

Orthosia balliola Morr.=Apamea purpuripennis.

Xanthoptera nigrocaput Morr.=Xanth. Ridingsii.

Mamestra illabefacta Morr.=Mam. lilacina.

Hadena rasilis Morr.=Caradrina grata.

Bolina fasciolaris Morr. (nec. Hübn.)=Bolina nigrescens.

³♂ ♀.—Smaller, paler, but resembling *xanthioides*. Ochreous; median lines tolerably approximate and distinct, black, irregularly dentate; t. p. line with the dentations terminating outwardly in a succession of black points, followed by inconspicuous white scales; subterminal line faint; ordinary spots separated by the median shade, concolorous, faintly black and white ringed; hind wings pale in both sexes, with a terminal ochrey band, broader and darker in the female; thorax like fore wings, abdomen like secondaries in color. *Expanse*, 25 m. m. Texas (Beltrage, No. 137, July 15).

INGURA *Guenée* ("List," p. 29.)

abrostoloides *Guen.*, Noct., 2, 311; ?*Edema producta* Walk.; C. B. M., 5, 1031.

†*delineata* *Guen.*, Noct., 2, 311.

praepilata n. s.⁴

occulatrix *Guen.*, Noct. 2, 313.

Hab., Canada to Texas.

*TARACHE *Hübner*.

†*teuicula* *Morr.*, Proc. Bost. Soc. N. H., 17, 218.

*HELIOTHIS *Hübner* (1806).

cupes *Grote*,⁵ Trans. Am. Ent. Soc., 5.

*PROTHYMIA *Hübner*.

orgiae *Grote*,⁶ Trans. Am. Ent. Soc., 5.

PLUSIA *Fabricius*.

metallica n. s.⁷

⁴ ♂.—This species is smaller than *abrostoloides*, and characterized by the more medially outwardly and roundedly exerted t. a. line, limiting the paler basal space, so that there is a certain resemblance to *occulatrix* expressed. The t. p. line is shaped as in *abrostoloides*, but less waved, distinctly outwardly black marked, continued, geminate, acutely angulated superiorly, followed by two longitudinal black streaks; subterminal space with a brown tinge; orbicular an obscure yellowish point, dark ringed. The antennary and other characters are as in *abrostoloides*. Texas (Belfrage, No. 226).

Mr. Belfrage has also taken the allied but curious *Marasmalus histrio* Grote, in his locality (Bosque county). As *abrostoloides* *Guen.*, I regard our common species, abundant in Alabama, probably redescribed by Walker. *Delineata*, described from Abbott's figures, may also be = *abrostoloides*.

⁵ ♂.—This distinct species has fuscous or yellowish gray fore wings with the veins paler marked. The lines are geminate, continuous; stigmata black encircled, bisannulate; subterminal line preceded by cuneiform black marks; subterminal line interrupted on the nervules, distinct, double, even; hind wings yellow-gray, with the nervules soiled, the usual terminal blackish fuscous band, interrupted medially by pale, and broad discal lunule; beneath yellow-gray, with a dentate common line; a discal streak on secondaries, and stigmata on fore wings very distinct and black. *Expanse*, 30 m. m. *Habitat*, Texas (Belfrage, May 5). (Plate 3, fig. 4.)

⁶ Fore wings sulphur yellow, the external margin and fringes soiled with purplish. Two supposed dots indicate the reniform. An external oblique line of purplish atoms dilated on hind margin. Hind wings and abdomen whitish. *Expanse*, 20 m. m. *Habitat*, Texas (Belfrage, July 1). (Plate 3, fig. 2.)

⁷ This species from California is registered in the List as "bractea S. V." From a fresh study of the specimen and a near comparison with a specimen of the European species in the Society's collection, I perceive the following differences: The size is smaller; the dark shadings of the wing are blacker; the metallic spot is smaller, with its oblique sides parallel, not outwardly bulging below the median vein; the red stain about the spot contrasts; on the subterminal space there is a distinctly metallic shade extending from vein 1 to opposite the cell, wanting in the specimen of *bractea* before me; beneath the fore wings are shaded with fuscous. The differences in color fall under the rule so ably suggested by Dr. Speyer. There can be no doubt of the common origin of the present Californian and European forms.

In addition to the foregoing, Dr. Harvey has described in the present Volume of the Bulletin a number of new species, a reference to which is unnecessary here. Mr. Morrison has also described two genera, probably belonging to the *Nonfasciatae*, in the Proc. of the Boston Soc. Nat. Hist., Vol. 17, under the names *Thaumatopsis* and *Tornos*, both unknown to me at this writing.⁸

⁸ Since the present paper was prepared, I have also received a paper by Mr. Morrison from the Annals of the N. Y. Lyceum, in which several species are described, too late for mention at this time.

XXIV. On allied Species of Noctuidae inhabiting Europe and North America

(SECOND PAPER)

BY AUG. R. GROTE.

[Read before this Society, March 26, 1875.]

SINCE the reading of my first paper with this same title before this Society, October 21, 1874, fresh observations have materially reduced the number of species held to be common to both Continents. Not only have certain of the American specimens been found on careful study to afford characters which authorize a distinct name, but three American species, cited by Lederer as occurring in Europe, are believed now not to be native to that territory.¹ Although we are warranted in applying fresh names to the American forms, the mind is not to be misled by the title, and while we may consider certain now separate forms as descendants from a common and probably Pliocene stock (Bull. Buff. Soc. N. S., 2, 200), we feel that the arbitrary specific idea has undergone a fresh expansion, and that it can no longer be held by us in any concrete shape.

The List of Noctuidae originally given on page 193 of this Volume, comprising the species believed to be common to Europe and America, may now read as follows:

Species believed to be common to Europe and North America, exclusive of Labrador or circumpolar forms.

EUROPE.	AMERICA.
<i>Agrotis baja</i> (S. V.).	<i>Grote</i> , List N. Am. Noct., 9.
<i>c-nigrum</i> (Linn.).	<i>Guen.</i> , Noct. 1, 328.
<i>plecta</i> (Linn.).	<i>Guen.</i> , Noct. 1, 326.
<i>fennica</i> (Linn.).	<i>Guen.</i> , Noct. 1, 270.
<i>rubi</i> (Viewig).	<i>Grote</i> , Trans. Am. Ent. Soc., 5, 90.

¹ These species are *Mamestra grandis* (Stett. Ent. Zeit.), *Hadena arctica* and *Euclidia cuspidata*, the latter apparently not the species intended by Lederer under the same name.

EUROPE.	AMERICA.
conflua <i>Treits.</i>	<i>Grote</i> , 6th Ann Rep. Peab. Ac. Sci., 29.
saucia <i>Hüb.</i>	<i>Agrotis inermis</i> Harris.
segetum (<i>S. V.</i>).	<i>Agrotis texanus</i> Grote.
ypsilon (<i>Hufn.</i>).	<i>Agrotis telifera</i> Harris.
Eurois occulta <i>Hüb.</i>	<i>Grote</i> , Can. Ent. 6, 13.
prasina (<i>Fabr.</i>).	<i>Guen.</i> , Noct. 2, 5.
Mamestra dissimilis (<i>Knoch.</i>) ²	<i>Speyer</i> , St. Ent. Zeit., 141.
trifolii (<i>Rott.</i>).	<i>Speyer</i> , St. Ent. Zeit., 137.
Hadena rurea (<i>Fabr.</i>).	<i>Walker</i> , C. B. M. Noct., 171.
lateritia (<i>Hufn.</i>).	<i>Mamestra dubitans</i> Walk.
Dipterygia pinastri (<i>Linn.</i>).	<i>Grote</i> , Proc. Ent. Soc. Phil. 1, 218.
Enplexia lucipara (<i>Linn.</i>).	<i>Guen.</i> , Noct. 2, 65.
Apamea nictitans (<i>Bkh.</i>).	<i>Guen.</i> , Noct. 1, 126.
Heliophila pallens (<i>Linn.</i>).	<i>Guen.</i> , Noct. 1, 95.
Pyrophila tragopoginis (<i>Linn.</i>).	<i>Bethune</i> , Can. Ent. 2, 73.
Graphiphora incerta (<i>Hufn.</i>).	<i>Fitch</i> , 2d Rep. 25. ³
Xanthia togata (<i>Esper.</i>).	<i>Walker</i> , C. B. M., Noct., 461.
Scoliopteryx libatrix (<i>Linn.</i>).	<i>Walker</i> , C. B. M., Noct., 1011.
Plusia gamma (<i>Linn.</i>).	<i>Walker</i> , C. B. M. Noct., 899.
Hochenwarthi (<i>Hoch.</i>).	<i>Mösch.</i> , W. E. M., 4, 370.
Anarta melanopa (<i>Thunb.</i>).	<i>Anarta nigrolunata</i> Pack.
myrtilli (<i>Linn.</i>).	<i>Anarta acadensis</i> Beth.
cordigera (<i>Thunb.</i>).	<i>Anarta luteola</i> G. & R.
Heliothis armiger (<i>Hüb.</i>).	<i>Heliothis umbrosus</i> Grote.

The preceding twenty-nine species are now considered to be common to the two Continents. In the case of *Hadena lateritia*, Dr. Speyer identifies the American specimens with an Alpine form of the European species. I have never seen an American specimen of *An. myrtilli*, nor a European one of *Agrotis rubi*. I have seen a specimen, said to be American, of *Apateles ramicis*, but I have never taken the species myself.

² This species is entirely unknown to me. I have also seen no European specimens of *trifolii*.

³ *Orthosia instabilis* Fitch, is this species.

ERRATA.

- Page 5, line 16, for "2" read "4."
 " 9, " 22, prefix a "t."
 " 18, " 21, prefix a "*."
 " 31, " 9, for "viridisigma" read "viridisignata."
 " 48, " 4, for "443" read "473."
 " 67, " 31, for "naked" read "hairy."
 " 73, " 1, for "viridisigma" read "viridisignata."
 " 73, " 4, for "defected on the t. a. line" read "deflected on the cell."
 (For other corrections and additions to the "List of North American Noctuidae," see pp. 54, 122-126, 155, 163, 193-199, 209-221, 301 and succeeding pages.)
 Page 122, line 6, for "allows" read "allow."
 " 170, " 12, for "complete" read "collect."
 " 213, " 11, for "133" read "132."
 " 214, " 23, for "p. 9, line 1, p. 10" read "p. 10, line 2, page 11."
 " 214, " 24, for "13" read "15."
 " 229, for "IX" read "XIX."
 " 233, for "XIX" read "XX."
 " 237, category of *Anartia*, for "nervule...greatly curved" read "nervule...gently curved."
 " 244, 3d line from bottom omit the commas between "Symphaedra" and "Alcandra," "Mycalesis" and "Otreia," "Yphthima" and "Philomela."
 " 251, p-interrogationis *God.* 301 belongs to the form Fabricii.
 " 255, line 4, omit the comma between "Cirsium" and "lanceolatum."
 " 259, place a comma between "Viola" and "Vernonia."
 " 261, line 3 of *Mormonia*, for "127" read "128."
 " 261, " 2 of *montivaga*, for "126" read "127."
 " 263, " 4 of *Bellona*, for "Matt." read "Mart."
 " 270, for "XX" read "XXI."
 " 278, line 27, for "Lines" read "Sides."
 " 280, " 31, for "antennal" read "ante-anal."
 " 280, " 34, for "n. s." read "n. g."

INDEX TO PLATES.



I.

- | | |
|------------------------------------|-----------------------------------|
| 1. <i>Dicopis muralis</i> . | 7. <i>Anarta subfuscula</i> . |
| 2. <i>Platysenta atriciliata</i> . | 8. <i>Glaea apiata</i> . |
| 3. <i>Jaspidea lepidula</i> . | 9. <i>Glaea inulta</i> . |
| 4. <i>Senta defecta</i> . | 10. <i>Tricopis chrysellus</i> . |
| 5. <i>Lithophane querquera</i> . | 11. <i>Catocala semirelicta</i> . |
| 6. <i>Copipanolis cubilis</i> . | |

II.

- | | |
|---------------------------------------|---------------------------------------|
| 1 and 2. <i>Helicopis Lindenii</i> ♂. | 3 and 4. <i>Helicopis Lindenii</i> ♀. |
|---------------------------------------|---------------------------------------|

III.

- | | |
|---------------------------------------|-------------------------------|
| 1. <i>Grotella septempunctata</i> . | 5. <i>Pyrrhia exprimens</i> . |
| 2. <i>Prothymia orgiae</i> . | 6. <i>Pyrrhia angulata</i> . |
| 3. <i>Lygranthoecia roseitincta</i> . | 7. <i>Acopa carina</i> . |
| 4. <i>Heliothis cupes</i> . | |

GENERAL INDEX.

	Page.		Page.
Ablepharon absidum.....	275	Apatela Radcliffei.....	270
Acerra normalis.....	162	persuasa.....	271
Acopa carina.....	279	Aporophyla Yosemiteae.....	309
Acronycta acericola.....	154	Arctia bimaculata.....	150
americana.....	154	Argyria argentata.....	166
quadrata.....	154	Arta statalis.....	230
subochrea.....	153	Asopia devialis....	229
Adita Chionanthi.....	63	squamealis.....	229
Adonisea pulchripennis.....	220	Boletus alveolatus.....	102
Agrotis chortalis.....	272	chromapes.....	105
cupidissima.....	303	decorus.....	103
gilvipennis.....	301	ferrugineus.....	104
gravis.....	155	firmus.....	103
formalis.....	61	Frostii.....	102
haruspica.....	212	innixus.....	103
incivis.....	303	limatulus.....	104
Lewisi.....	303	magnisporus.....	103
obeliscoides.....	303	miniato-olivaceus.....	101
phyllophora.....	61	pallidus.....	105
Ridingsiana.....	305	robustus.....	104
rudens.....	271	Roxanae.....	104
sculptilis.....	271	rubeus.....	102
specialis.....	62	Russelii.....	104
volubilis.....	118	salmonicolor.....	200
Wilsoni.....	62	serotinus.....	100
Annicola lustrica.....	138	sordidus.....	105
orbiculata.....	138	speciosus.....	101
pallida.....	138	Spraguei.....	102
porata.....	138	tenuiculus.....	103
Amolita fessa.....	158	viridarius.....	100
Anaea Andria.....	248	viscosus.....	101
Anicla Alabamae.....	159	Bolina agrotipennis.....	280
Annaphila mera.....	277	jucunda.....	280
Anthanassa texana.....	268	Botis feudalis.....	231
Antiblemna canalis.....	76	gentilis.....	230

	Page.		Page.
<i>Botis hircinalis</i>	232	<i>Hadena genialis</i>	66
<i>matronalis</i>	231	<i>marina</i>	67
<i>niveiciliaris</i>	232	<i>vulgaris</i>	197
<i>5-linealis</i>	231	<i>Helicopsis Lindeni</i>	108
<i>Bythinella obtusa</i>	138	<i>Heliophana mitis</i>	220
<i>Calathus mollis</i>	80	<i>Heliophila adjuta</i>	158
<i>Calocampa curvimacula</i>	191	<i>adonea</i>	159
<i>germana</i>	192	<i>Heliosea pictipennis</i>	220
<i>nupera</i>	188	<i>Helotium naviculaesporum</i>	299
<i>Ceratonia Hageni</i>	149	<i>pullatum</i>	298
<i>Cercyonis Alope</i>	242	<i>renisporum</i>	299
<i>Chlorosplenium epimyces</i>	299	<i>Hemaris axillaris</i>	147
<i>Chlosyne adjutrix</i>	269	<i>diffinis</i>	147
<i>Chytonix iaspis</i>	66	<i>marginalis</i>	147
<i>Conservula anadonta</i>	17	<i>palpalis</i>	145
<i>Cryptus extrematis</i>	205	<i>tenuis</i>	147
<i>nuncius</i>	205	<i>Hemiteles conspicuus</i>	208
<i>Samiae</i>	205	<i>sessilis</i>	208
<i>Dasypogon teutonius</i>	183	<i>Smithii</i>	208
<i>Dianthoecia insolens</i>	65	<i>Homohadena atricollaris</i>	273
<i>leucogramma</i>	64	<i>induta</i>	274
<i>palilis</i>	273	<i>Ingnra praepilata</i>	310
<i>rufula</i>	64	<i>Lepisesia Victoria</i>	147
<i>Dicopsis Thaxterianus</i>	196	<i>Leucobrephos brephoides</i>	53
<i>Dryobota fibulata</i>	112	<i>Lita sexsignata</i>	280
<i>Dryocampa rubicunda</i> var. <i>alba</i> ..	153	<i>Lithomia germana</i>	198
<i>Endropia Warneri</i>	121	<i>Lithophane disposita</i>	116
<i>Epipaschia borealis</i>	77	<i>fagina</i>	115
<i>superatalis</i>	77	<i>laticinerea</i>	27
<i>Eucrotopcnemis fimbriaris</i>	13	<i>oriunda</i>	160
<i>Euleucyptera cumatilis</i>	220	<i>socia</i>	197
<i>Eustrotia apicosa</i>	199	<i>tepidia</i>	27
<i>Feralia Comstocki</i>	59	<i>Thaxteri</i>	196
<i>februalis</i>	60	<i>Luceria Burgessi</i>	109
<i>jocosa</i>	58	<i>loculata</i>	110
<i>Glaea olivata</i>	120	<i>Lygranthoecia roseitincta</i>	278
<i>tremula</i>	276	<i>saturata</i>	74
<i>Graphiphora arthrolita</i>	275	<i>Mamestra assimilis</i>	113
<i>Grotella septempunctata</i>	278	<i>atlantica</i>	12
<i>Hadena albina</i>	157	<i>distincta</i>	156
<i>castanea</i>	156	<i>puerilis</i>	64
<i>confederata</i>	143	<i>lilacina</i>	119
<i>curvata</i>	157	<i>marinitincta</i>	273

	Page.		Page.
Mamestra rosea	119	Philampelus mirificatus.....	148
vicina.....	156	Pisidium ferrugineum.....	140
Melaporphyria immortua.....	75	variabile.....	140
Melicleptria Californiensis.....	34	ventricosum.....	140
Mitrula lutescens.....	286	Plusia bractea.....	72, 311
Moma Astur.....	213	fratella.....	161
Morrisonia evicta.....	53	metallica.....	311
Mydas audax.....	186	8-scripta.....	72
carbonifer.....	186	viridisignata.....	73, 311
chrysostomus.....	187	Prodenia flavimedia.....	274
Neominois Ridingsii.....	241	lineatella.....	275
Ochria sanzalitae.....	216	Prothymia orgiae.....	311
Ombrophila subaurea.....	300	Pseudaglossa lubricalis.....	47
Oncocnemis Behrensi.....	65	Pseudanthracia coracias.....	46
Orthodes griseocincta.....	120	Pseudorthosia variabilis.....	161
Orthosia crispa.....	276	Samia Cecropia.....	202
disticha.....	310	Columbia.....	201
helva.....	310	Gloveri.....	204
infumata.....	160	Satyrodes Eurydice.....	243
purpurea.....	125	Scopelosoma ceromatica.....	70
Pachnobia cornuta.....	68	Graefiana.....	69
Perigea enixa.....	310	Morrisoni.....	70
luxa.....	200	sidus.....	71
Perigrapha innexa.....	123	vinulenta.....	70
Peziza albophileata.....	293	Walkeri.....	71
atriella.....	297	Semnopsyche Diana.....	259
atrovenosa.....	288	Sphaerium croceum.....	140
cannea.....	293	partumeium.....	140
cedrina.....	294	rosaceum.....	140
cervinula.....	297	secure.....	140
diaphanula.....	295	Stibadium spumosum.....	74
erigeronata.....	296	Stiria rugifrons.....	73
exigua.....	296	Taenioecampa pacifica.....	120
Gerardi.....	290	Taeniosea gentilis.....	143
gracilipes.....	294	perbellis.....	144
griseo-rosea.....	288	Tarache terminimaculata.....	162
hirtipes.....	290	Thessalia Leanira.....	265
introspecta.....	295	Toxocampa Victoria.....	163
marginata.....	292	Trichosea ludifica.....	213
nigrescens.....	295	Tricopis chrysellus.....	76
pollinaria.....	292	Xylomiges crucialis.....	277
protrusa.....	297	hiemalis.....	71
pulviscula.....	297	Zosteropoda hirtipes.....	68
stenostoma.....	297	Zothea tranquilla.....	69

II





III





New York Botanical Garden Library



3 5185 00232 5734

