


GUIDES IN *Christian Living*

GOD BEING MY HELPER

BY RALPH A. HERRING The author gives a clear and understandable explanation of the Holy Spirit's place in each individual's life to lead laymen and pastors into a growing knowledge of the Divine Helper who dwells in and governs the life of every true Christian . . . Dr. Herring combines illustrations and true stories out of his pastoral experience with sound biblical interpretation to show how the Spirit comforts and teaches.


\$2.00



RIGHT OR WRONG?

BY T. B. MASTON Written to help young people answer the difficult daily questions of Christian behavior. This book frankly tangles with the "right or wrong" of petting, drinking, cheating, etc., in a refreshing you-be-the-judge manner. A must for parents, teachers, and leaders whose job it is to counsel young people.

\$2.00



CHRISTIAN FAITH IN ACTION

By

J. B. WEATHERSPOON, J. HOWARD WILLIAMS,
THEODORE F. ADAMS, CARLYLE MARNEY AND OTHERS

Compiled by Foy Valentine

This book of 14 piercing sermons written by some of the greatest Baptist leaders of our time, will awaken you to your responsibility to fight the moral evils of your community, state, and nation. The frankness and conviction with which each sermon is written will make Christians everywhere want to exert their influence in raising the moral standards of their community.

\$2.00

ORDER FROM YOUR BAPTIST BOOK STORE

SOUTHERN BAPTIST HANDBOOK

SUNDAY SCHOOL BOARD OF THE SOUTHERN BAPTIST CONVENTION

1957

CHURCH PROPERTY

- 1940—\$221,974,479
- 1950—\$645,271,741
- 1956—\$1,491,385,336

From these buildings...the Gospel

- ✓ SPECIAL SURVEY ON CHURCH ARCHITECTURE
- ✓ THESE SOUTHERN BAPTISTS CALLED TEXANS
- ✓ GRAPHIC COMPARISONS OF THE U.S. WITH OTHER COUNTRIES

HOW TO USE THE HANDBOOK

Much time, effort, and expense have been invested in this issue of the *Handbook*. Uppermost in the minds of the editors has been the desire and objective to help Southern Baptists visualize their achievements, their responsibilities, and their challenge. To that end, may we suggest several ways in which this *Handbook* may be used?

1. A desk reference volume

Here, for ready reference, may be found current statistics and graphic illustrations on all phases of Baptist life and the world of religion; a directory of all Baptist agencies and institutions; and general information on United States population, crime, personal consumption, and the like.

Example: You may desire information on the number of Southern Baptist churches reporting no baptisms, no mission gifts, no pastor, etc. Page 28-29 carries a table giving this information by states and by location.

2. Source material for messages, articles, and programs

Almost every fact contained herein literally "cries out" to be used as forceful illustrations in sermons or messages. Past readers have told us so.

Example: You need an illustration on stewardship. Pages 45-49 carry tables and graphs on per capita giving by states, total and mission gifts by states, and the estimated tithe of Southern Baptists, etc.

3. Library reference aid

Every church library will render an invaluable service by making this volume available for use in Sunday school, Training Union, W.M.U., and Brotherhood programs.

Example: A Training Union member desires information on alcohol consumption, crime, or "how Americans spend their money." Section IV, "General Facts of Interest," carries information in these and other related areas.

4. Just browsing

Pick up the *Handbook*; thumb through it; get familiar with its contents; stop and read wherever your interest is aroused; see how quickly it becomes an "old friend," always at hand to help. Your knowledge and grasp of Baptist opportunities and needs will be increased and strengthened by a thoughtful study of this storehouse of facts.

5. Use the index

A careful study of the subject index on pages 4-6 will introduce you to much information which, otherwise, may be overlooked.

The Handbook is like a gold mine—the mining yields the gold.

SOUTHERN BAPTIST

Handbook

1957

Compiled by Survey, Statistics, and Information Department
Sunday School Board of The Southern Baptist Convention

J. P. EDMUNDS, Secretary and Editor

MARTIN BRADLEY, Statistician

JESSE WILLIAMS, Statistical Assistant

MARY ALICE WRIGHT, Office Secretary

OFFICE ASSISTANTS: Evelyn Hoppers, Genell Masters, Mrs. Sue Miller, Mrs. Edna Oglesby,
Althea Smith, Carleen Wells, and Mrs. Dorothy Yarbrough

CONVENTION PRESS
NASHVILLE, TENNESSEE

© 1957. CONVENTION PRESS

Nashville, Tennessee

PRINTED IN THE UNITED STATES OF AMERICA

14M578

FOREWORD

Recently, when introducing me to an assemblage, a denominational leader and friend said, "Of all the people I know, a statistician can go down deeper, stay down longer, and come up drier than any one I know." After such an introduction, I was "on the spot" to make my message interesting and alive.

A statistician is likewise "on the spot" when he compiles a denominational handbook. A volume of "cold figures" could be rather dull. On the other hand, since the statistics contained herein deal with the spiritual welfare of God's people, this information should strike a responsive chord with Christian leaders. We are concerned about the spiritual status of our nation, and the directions in which the spiritual currents are moving in our time.

Ocean currents are influenced by many factors. The mariner must therefore know the factors that influence currents before he can interpret the movement of the currents. Likewise, Christian workers must analyze the factors that influence spiritual currents. Church attendance, Bible study, Christian training and service, stewardship, and Christian living—all these influence spiritual currents. The purpose of the HANDBOOK is to help Christian leaders evaluate their efforts as they seek to influence the lives of individuals.

Much time, effort, and money have gone into the compilation of this volume. Information received from each church, through our associational clerks, is punched on IBM cards and is compiled and tabulated on IBM calculating machines. Thousands of church clerks, associational clerks, state and Convention-wide denominational leaders have co-operated in giving to our readers an accurate picture of the progress of our denomination. To these hosts of "associates" we register our grateful thanks. And genuine appreciation is felt for the tireless effort of our editorial staff who, as a team, produced this volume. Their names are carried elsewhere.

Among the features in this issue is one on "These Southern Baptists Called Texans." Their size and dynamic record justify our taking a look at their growth and development. Their influence is great, and our readers will rejoice in their achievements because of the inspiration and challenge they provide.

The section on "Report of Selected Churches," carried in previous years, has been eliminated from this issue, as a result of an analysis of the readership of the 1956 *Handbook*. In a survey of readers, only 9 per cent listed this section as "most useful" or "next most useful," compared with 45.7 per cent who preferred statistical tables and charts. However, the list will be carried in the fourth quarter issue of *The Quarterly Review*.

With the publishing of this volume, the growth of Southern Baptists for 1956 is permanently recorded in the archives of our Baptist history. We rejoice in our achievements, but are challenged by our unfinished task.

J. P. EDMUNDS, *Editor*

CONTENTS

Foreword	
Section I—Special Interest Features	
Section II—The Baptist Population	
Section III—The World of Religion	
Section IV—Facts of Interest	
Section V—Baptist Directories	

SUBJECT INDEX

A

Additions by Letter, Southern Baptist Churches	36
Aged, Southern Baptist Homes for the	63
Alcohol Beverage Expenditures by Family Income Group, 1954	94
American Baptist Bodies, Directory	118-119
Assemblies, Baptist State	70
Automobiles, United States and Other Countries	18

B

Baptisms, Churches Reporting, by State and Location	28-29
Baptisms, Southern Baptist Churches, by Location	36-37
Baptisms, Southern Baptist Churches, by Years, 1845-1956	66-67
Baptist Bodies, American, Directory	118-119
Baptist Brotherhood, Directory	104
Baptist Joint Public Affairs Committee	111
Baptist World Alliance, Directory	119-120
Baptist World Statistics	75-77
Births, Deaths, Marriages, and Divorces, U. S., 1915-1956	86
Birth Rate, United States and Other Countries	17
Books, Production of, 1954, United States and Other Countries	19
Brotherhood Enrolment, Southern Baptist Churches, by Location	44
Brotherhood Enrolment, Southern Baptist, by Years, 1845-1956	66-67
Brotherhoods, Churches Reporting, by States	28-29
Buildings, Church, Report of Recent Survey	20-22

C

Carver School of Missions and Social Work, Directory	112
Children's Homes, Southern Baptist Convention	71
Christian Groups in United States, Directory	83-84
Christian Life Commission, Southern Baptist Convention	104
Church Members, Total Number, United States, 1940-1955	79
Church Membership, Other Denominations and Religious Groups	74
Church Membership, Southern Baptist, by Location	34-35
Churches, Other Denominations, Number of	74
Churches, Southern Baptist, Comparison by Location, 1956	31
Churches, Southern Baptist, Distribution by Size and Location, 1956	27
Churches, SBC, by Location, Number of	32
Churches, SBC, Number, 1845-1956	66-67
Churches, SBC, Number by Size of Membership	33
Churches, Southern Baptist, by Number of Services	32, 37
Churches, Relative Increase in Number of, 1949-1956	78
Churches, Total Number and Church Members, United States, 1940-1955	79
Cinema Attendance, United States and Other Countries	18
College Enrolment, 1948-1956	62
Colleges and Schools, Southern Baptist	56-61
Colleges and Schools, Income Received by	63
Comparison of SBC Churches by Location, 1956	31
Contributions from Living Donors	80-81
Cooperative Program Receipts, Distribution of	55
Crime	92-93

D

Death Rate, United States and Other Countries	17
Deaths, United States, 1915-1956	86

Debt, Church, Number Churches Reporting	28-29
Debt, Public, Per Capita, of the United States, 1930-1955	91
Digest, SBC Statistics, 1956-1955	24
Divorces, United States, 1915-1956	86

E

Education Commission, Directory	104
Executive Committee of the Southern Baptist Convention	97
Expenditures, Average American	90
Expenditures, Recreation, of Americans in 1955	89

F

Foreign Missions	50
Foreign Mission Board	97-99

G

Gifts, Comparison of Mission and Total	51
Gifts, Mission, Churches Reporting, by States	28-29
Gifts, Mission, Southern Baptist Churches, by Location	49
Gifts, Mission, Per Capita, by States and Years, 1845-1956	66-67
Gifts, Total, Increase, SBC Churches, by Location, 1949-1956	45
Gifts, Per Capita, Other Denominations, by Years	80-81
Gifts, Total, Southern Baptist, 1845-1956	66-67
Gifts, Total, Churches Reporting, by States	28-29
Gifts, Total, Number of Churches with Specified Size	43
Gifts, Total, Southern Baptist Churches, by Location	46
Gifts, Total, Southern Baptist Schools by State Conventions, 1947-1956 ..	62
Gifts, Total, Per Capita, Southern Baptist Convention, by States	46

H

Historical Commission	104
Historical Table, Southern Baptist Convention	68-70
Home Mission Board, Directory	99-100
Hospitals, Southern Baptist, 1956	64-65

I

Income, Estimated, of Southern Baptists	45
Income, Personal Per Capita, 1955	91
Income, Received by Southern Baptist Schools and Colleges, 1966	68
Income, United States National	89
Inhabitants Per Physician, 1950-1954	16

L

Life Expectancy at Age 65	86
Literacy, United States and Other Countries	19

M

Marriages, United States, 1915-1956	86
Membership, by Location, Southern Baptist Churches	84-85
Membership, Southern Baptist Churches, 1845-1956	66-67
Membership of Religious Bodies in the United States, 1926-1955	78
Membership Statistics of Larger Religious Bodies in the United States ..	74
Mental Patients in Hospitals and Institutions, 1939-1953	94
Meeting Places, SBC, by Years, 1845-1956	68-70

P

Papers and Periodicals, Convention-wide	113
Papers, State Baptist	117
Pastors, Churches Reporting, by State and Location	28-29
Population Density in United States and Other Countries	16
Population, Religious, of the World	82
Population, Per Cent of Change in States, 1950-1955	87
Population and Southern Baptist Sunday School Enrolment by State and Department	38-39
Presidents, Southern Baptist Convention, by Years, 1845-1956	68-70
Property, Value, Southern Baptist Churches	52
Property, Church, Value of, by Years, 1845-1956	66-67
Property, Church, Number of Churches Reporting	28-29

R

Radio and Television Commission, Directory	105
Radio and Television Ministry, SBC	23
Ranking of SBC States According to Per Cent Gain by Item	30
Receipts and Distribution of Funds, Executive Committee of the SBC ..	54
Receipts and Distribution of Mission and Benevolence Funds by State Conventions	53
Record of Southern Baptist Churches, 1955-1956	24
Recreation, Expenditures of Americans, 1955	88
Relief and Annuity Board	100

S

Salary, Pastors	51
Schools and Colleges, Southern Baptist, Comparison of Texas, 1940-1956..	12
Schools and Colleges, Southern Baptist	56-61
Seminaries, Southern Baptist	56-59
Seminaries, Directory American Baptist Theological	104
Golden Gate Baptist Theological	105
New Orleans Baptist Theological	106
Southeastern Baptist Theological	107
Southern Baptist Theological	108
Southwestern Baptist, Theological	110
Southern Baptist, Convention, Organizational Chart	96
Southern Baptist, Convention, Officers of the Convention	97
Southern Baptist Foundation	111
Southern Baptist Hospitals, Directory	111
Southern Baptist, Task	25
State Conventions, Headquarters, and State Officers	114-116
State Conventions, Meeting Places and Dates, 1957	115
Stewardship, the Heart of Southern Baptist	47
Summary of Southern Baptist Statistics by States, 1956	26
Sunday School Board, Directory	101-103
Sunday School Enrolment, Other Denominations	74
Sunday School Enrolment, Southern Baptist, by Years, 1845-1956	66-67
Sunday School Enrolment Gain, 1948-1956	44
Sunday School Enrolment, Southern Baptist Churches, by Location	40
Sunday School Enrolment by States and Departments	38-39
Sunday Schools, Number of Churches with	28-29
Survey Bulletin Highlights--Baptist Highlights	72
Survey Bulletin Highlights--In the World of Religion	73
Survey Bulletin Highlights--Facts of Interest	95

T

Television and Radio Ministry, SBC	23
Television Receivers, United States and Other Countries	18
Texas, Special Features	7-15
Tither, If Every Southern Baptist Were a	45
Tobacco Expenditures by Family Income Group, 1954	94
Training Union Enrolment, by Departments	38
Training Union Enrolment Gain, 1948-1956	44
Training Union Enrolment, Southern Baptist Churches, by Location	42
Training Union Enrolment, Southern Baptist, by Years, 1845-1956	66-67
Training Unions, Number of Churches with	28-29

U

United States and Other Countries; Feature Section	16-19
--	-------

V

Vacation Bible School Enrolment, Southern Baptist, by Years, 1845-1956..	66-67
Vacation Bible School Report, 1956	41
Vital Statistics for the United States	85

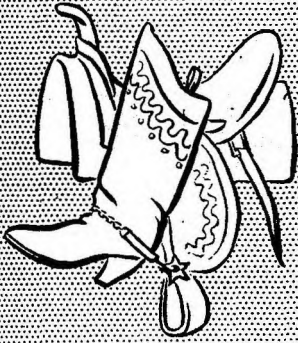
W

Weekday Religious Education	23
Woman's Missionary Union	112
W.M.U. Enrolment, Southern Baptist Churches, by Location	43
W.M.U. Enrolment, Southern Baptist, 1845-1956	66-67
W.M.U., Churches Reporting, by States	28-29

Special Interest Features

THESE SOUTHERN BAPTISTS CALLED

TEXANS



Page

8, 9

10

10, 11

12

13

14, 15

Their general church growth

Their unit enrolments

Their distribution by county

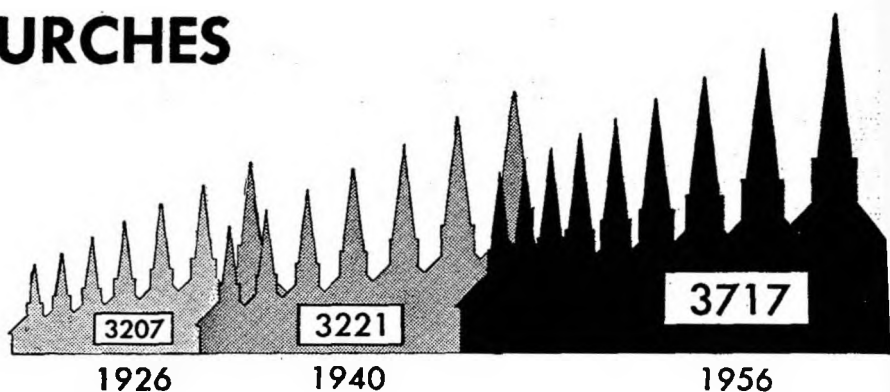
Their provisions for education

Their strength in relation to others


Their immediate challenge

THE SOUTHERN BAPTISTS
CALLED TEXANS—CONT'D.


CHURCHES



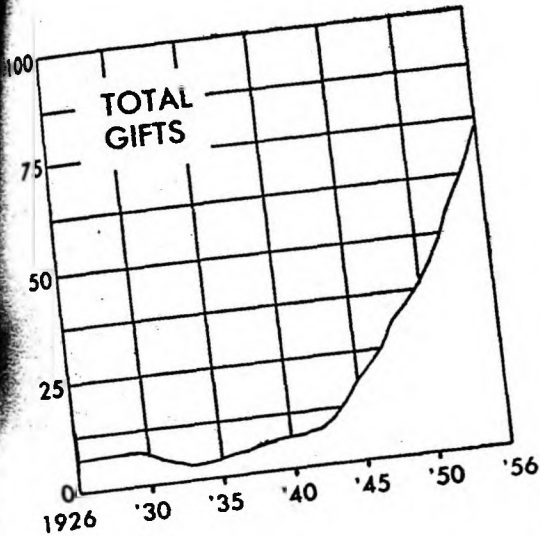
BC CHURCH MEMBERSHIP



BC CHURCH PROPERTY



SPECIAL INTEREST FEATURES



MILLIONS OF DOLLARS



REFLECTIONS OF GROWTH



WHEN COMPARED TO 1926:

Churches -

510 more

Membership -

3 times as much

Church Property -

over 11 times as much

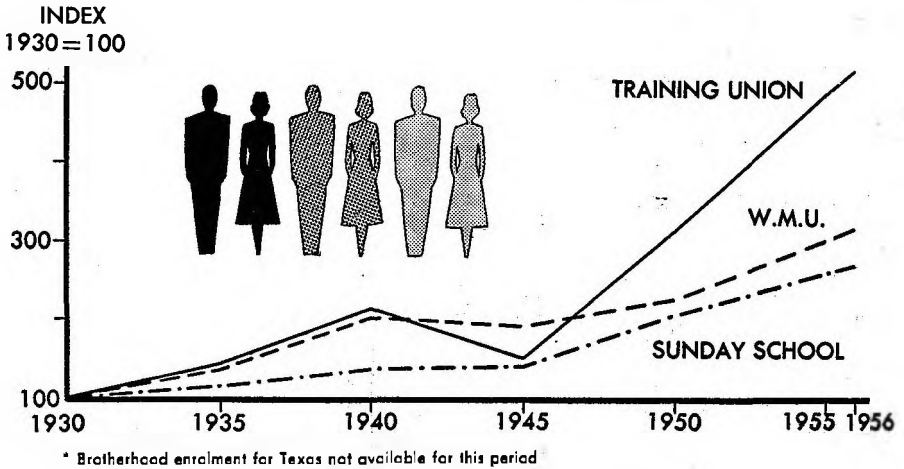
Total Gifts -

over 11 times as much

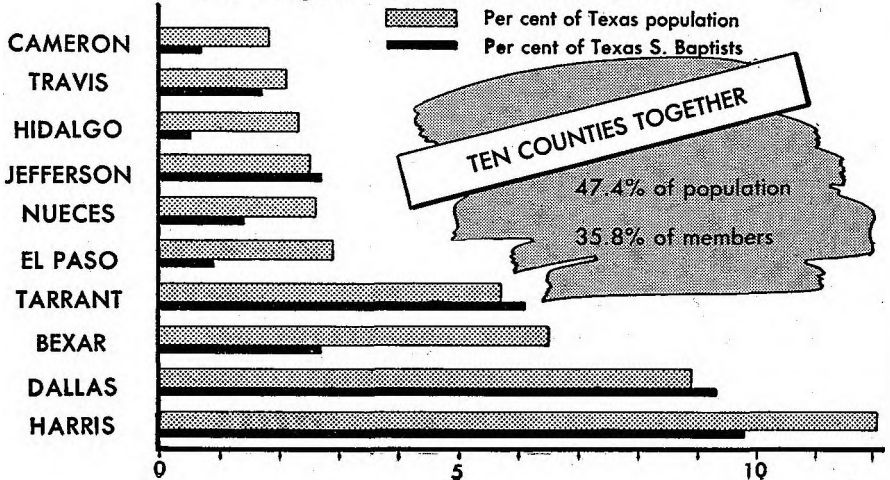
Mission Gifts -

THESE SOUTHERN BAPTISTS CALLED TEXANS—(Continued)

GROWTH OF CHURCH UNIT ENROLMENTS, TEXAS, 1930-1956*

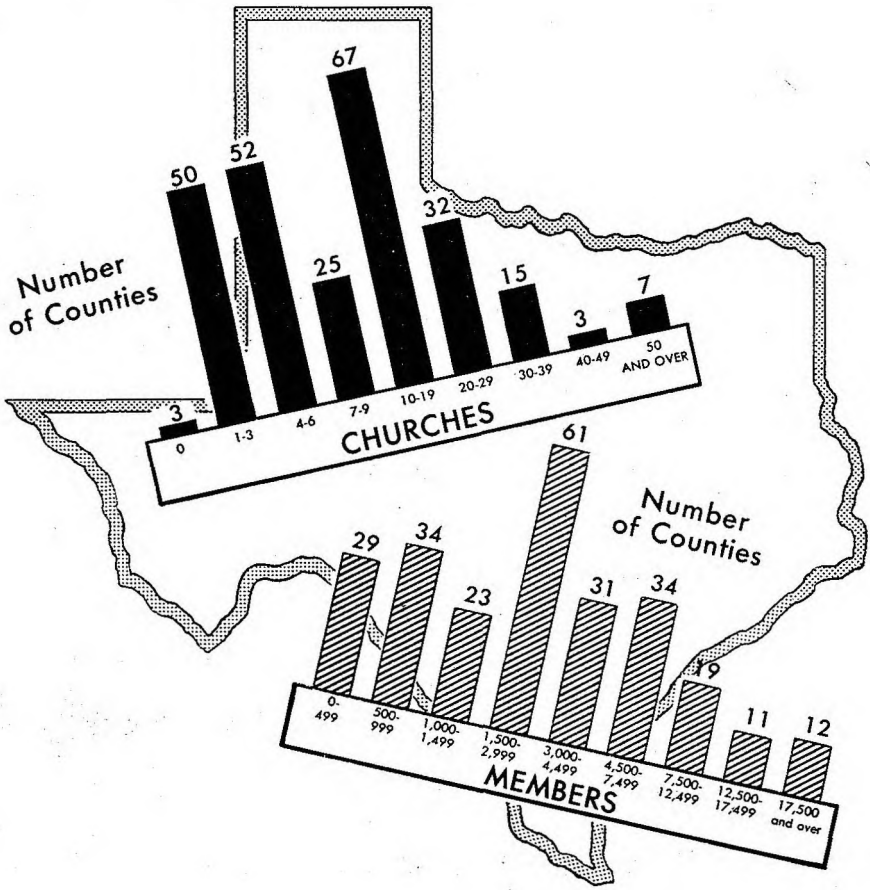


COMPARISON OF POPULATION AND SOUTHERN BAPTIST CHURCH MEMBERSHIP—
Ten Largest Counties of Texas, 1955



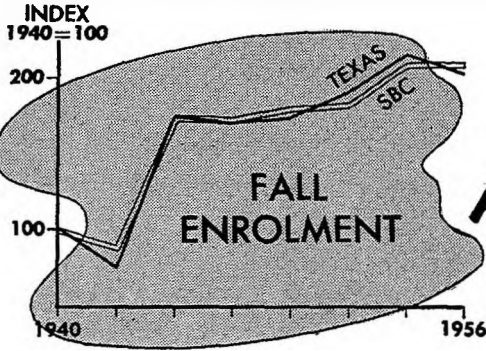
THESE SOUTHERN BAPTISTS CALLED TEXANS—(Continued)

GROUPING OF TEXAS COUNTIES BY NUMBER OF SOUTHERN BAPTIST CHURCHES AND MEMBERS IN 1955

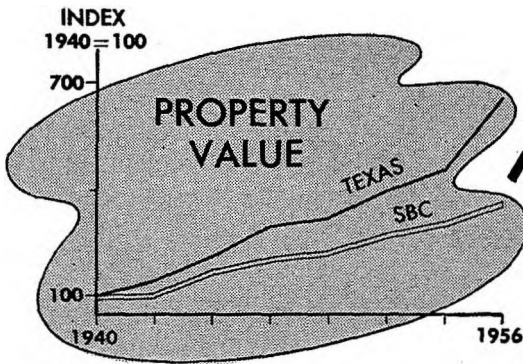


THESE SOUTHERN BAPTISTS CALLED TEXANS—(Continued)


COMPARISON OF TEXAS AND SOUTHERN BAPTIST CONVENTION SCHOOLS AND COLLEGES, 1940-1956



Texans:
Keeping pace



Texans:
Forging ahead

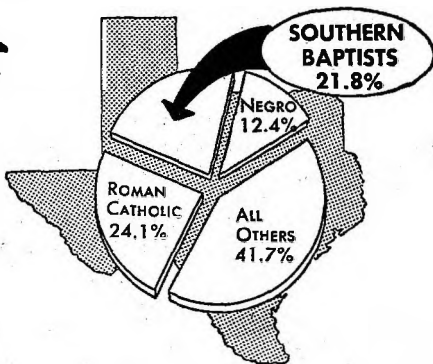


Texans:
*Increasing
the lead*

Source: Education Commission, Southern Baptist Convention

THESE SOUTHERN BAPTISTS CALLED TEXANS—(Continued)

Southern Baptists in Relation to Others, 1955



DENOMINATIONAL STRENGTH IN TEXAS, 1952*

	CHURCHES	MEMBERSHIP
Seventh Day Adventists	102	7,703
Assemblies of God	930	76,718
Southern Baptist Convention	3,564	1,369,639
Church of the Brethren	6	505
Church of God (Cleveland, Tenn.)	104	4,411
Church of God (Anderson, Ind.)	67	2,441
Church of God in Christ	389	-
Church of the Nazarene	233	13,914
Congregational Christian Churches	15	2,465
Disciples of Christ, Int'l Convention	524	125,451
Greek Archdiocese of North and South America	10	-
Evangelical and Reformed Church	54	12,444
Evangelical United Brethren Church	8	1,294
Jewish Congregations	-	50,928
Church of Jesus Christ, Latter-day Saints	-	9,755
Reorg. Church of Jesus Christ of Latter-day Saints	23	2,476
American Lutheran Church	217	70,817
Augustana Evangelical Lutheran Church	21	3,772
Evangelical Lutheran Church	12	4,629
Lutheran Church—Missouri Synod	221	56,133
United Lutheran Church in America	36	11,472
The Methodist Church	2,247	637,858
Presbyterian Church in the U.S.	360	89,159
Presbyterian Church in the U.S.A.	246	42,089
Protestant Episcopal Church	286	101,462
Roman Catholic Church	526	1,420,804
Advent Christian Church	5	313
Bahai Faith	1	-
North American Baptist General Conference	10	1,080
Seventh Day Baptist General Conference	1	27
Plymouth Brethren	16	-
Evangelical Free Church of America	7	354
Evangelical Mission Covenant Church of America	2	102
International Church of the Foursquare Gospel	36	2,540
The Slavak Evangelical Lutheran Church	1	77
American Evangelical Lutheran Church	1	154
Mennonite Brethren Church of North America	3	295
Mennonite Church	4	146
Free Methodist Church of North America	18	534
Wesleyan Methodist Church of America	1	-
Pentecostal Church of God of America	94	-
The Pentecostal Holiness Church	27	510
Pilgrim Holiness Church	8	122
Cumberland Presbyterian Church	57	5,005
National Spiritualist Ass'n of Churches	12	331
Unitarian Church	13	1,447
Volunteers of America	3	145
Church of God of Prophecy	42	957

* Latest figures available by state

Source: National Council of the Churches of Christ in the U.S.A.

THESE SOUTHERN BAPTISTS CALLED TEXANS—(Continued)

THE CHALLENGE CONFRONTING TEXAS SOUTHERN BAPTISTS

➤ *Vigorous population*

1956—8,925,000

1965—10,126,000

1975—12,230,000

➤ *Estimated white persons*

UNREACHED NOW—1.9 Million

➤ *Southern Baptists*

1956—1,475,127


1975—3 Million ?

➤ *A challenge which, even for Texans, is*

BIG ENOUGH

VITAL ENOUGH

URGENT ENOUGH



Youth today — MEN tomorrow

Shown below are the ten most popular vocational interests of Texas Southern Baptist youth, ages 13-18, as revealed in a Career Interest Inventory made in 1955 by the Education Commission, S.B.C., and the Department of Survey, Statistics, and Information, Baptist Sunday School Board. Each boy and girl indicated at least three, but not more than five, vocational fields of greatest interest.



VOCATIONAL INTEREST INDICATIONS PER 100:

BOYS

GIRLS



Engineering	36	Secretarial	48
Aviation	27	Religious work	43
Religious work	25	Music	41
Automotive	21	Home Economics	28
Music	20	Nursing	24
Science	18	Education	22
Farming	16	Social work	18
Coaching	16	Art	14
Chemistry	15	Business	13
Architecture	14	Librarian	11

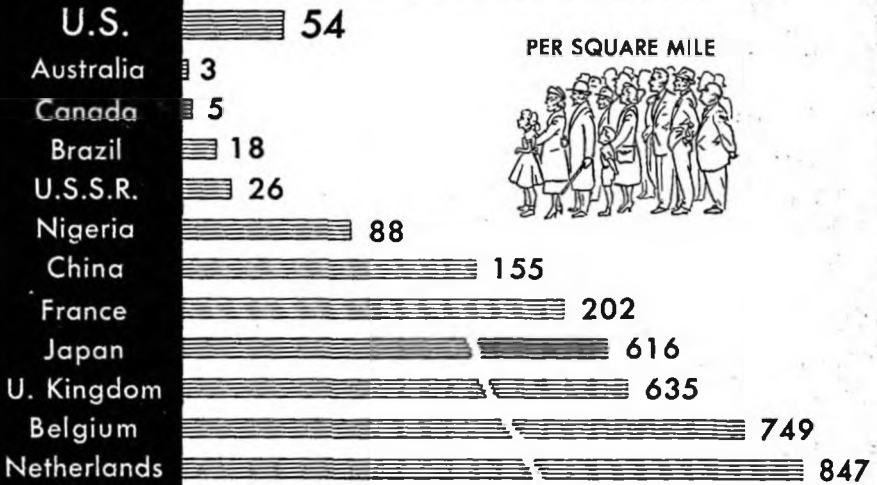
These Southern Baptists Called Texans —

< History proudly claims them

> Today's challenge confronts them

UNITED STATES AND OTHER COUNTRIES

POPULATION DENSITY—1954



INHABITANTS PER PHYSICIAN, 1950-'54

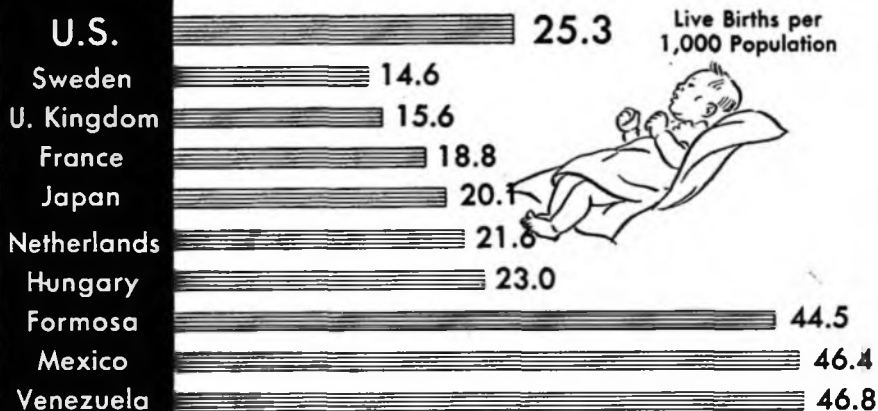


	TOTAL PHYSICIANS	INHABITANTS PER PHYSICIAN
U.S.	209,211	770
Austria	10,771	650
Canada	16,031	950
Japan	85,374	1,000
France	37,940	1,100
England, Wales	20,801	1,200
Sweden	5,284	1,400
Brazil	17,364	3,000
India	64,062	5,700
Belgian Congo	594	20,000
Nigeria	539	56,000


Source: Statistical Yearbook of the United Nations

UNITED STATES AND OTHER COUNTRIES—(Continued)


BIRTH RATE—1954



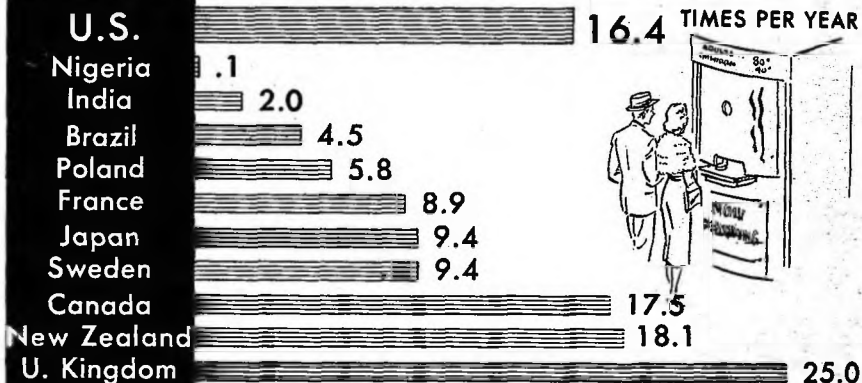
DEATH RATE—1954



UNITED STATES AND OTHER COUNTRIES—(Continued)

PASSENGER CARS AND
TELEVISION RECEIVERS

	PEOPLE PER CAR	PEOPLE PER RECEIVER
U.S.	3.4	4.5
Canada	5.7	10.8
Sweden	13	1443
U. Kingdom	16	11
France	17	191
Venezuela	44	-
Netherlands	48	-
Brazil	155	439
Egypt	319	-
Japan	635	880
Nigeria	2164	-
India	2241	-
U.S.S.R.	-	214500


AVERAGE ANNUAL PER CAPITA
CINEMA ATTENDANCE

Source: Statistical Yearbook of the U.N.


UNITED STATES AND OTHER COUNTRIES—(Continued)

PER CENT LITERACY 10 YEARS OF AGE AND OLDER

Per cent who can both read and write



Note: Most European countries, Canada, U. S., Japan, Australia, and New Zealand have ceased to ask for information on literacy in their population census as the percentage of illiterates is negligible.

PRODUCTION OF BOOKS
1954

Percentage of all titles produced which were devoted to the five title classifications below:

	Religion	Social Sciences	Applied Sciences	Literature	Geography, History	Total All Five
U.S.	7.4	9.0	13.3	37.5	13.9	81.1
Brazil	15.6	12.4	5.0	32.7	8.8	74.5
France	7.0	8.3	21.5	34.1	11.3	82.2
Netherlands	5.5	12.5	7.8	44.0	8.5	78.3
Switzerland	8.9	13.2	11.5	26.1	11.5	71.2
U. Kingdom	5.2	13.4	14.2	39.8	10.9	83.5
W. Germany	6.9	27.2	13.5	25.1	10.0	82.7

Source: Statistical Yearbook of the U.N.

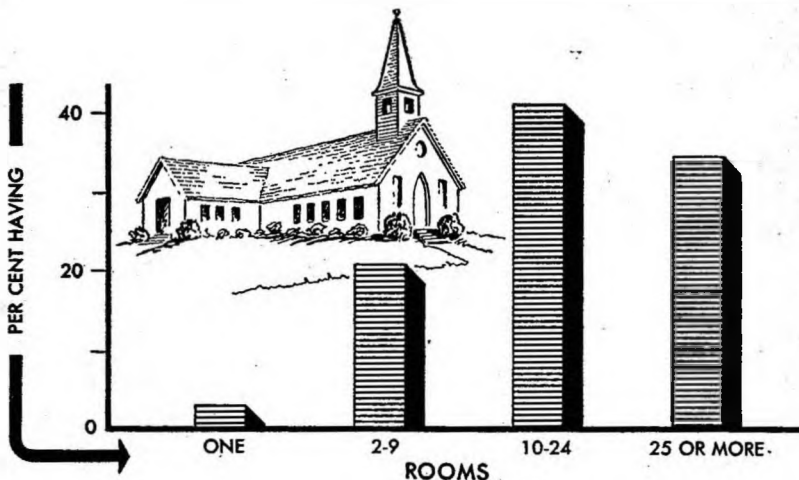
CHURCH ARCHITECTURE SURVEY, 1956

Conducted by Department of Survey, Statistics, and Information


Baptist Sunday School Board

The illustrations on the following three pages are based on 655 replies to a questionnaire. The extent to which the figures apply to all Southern Baptist churches is not yet known. A thorough analysis and printed report will be completed soon and distribution of the report will be made in co-operation with the Church Architecture Department, Baptist Sunday School Board, for whom the study was undertaken.

NUMBER OF ROOMS IN CHURCH BUILDINGS



AVERAGE CONSTRUCTION OR PURCHASE COST OF BUILDINGS, BY SIZE OF MEMBERSHIP



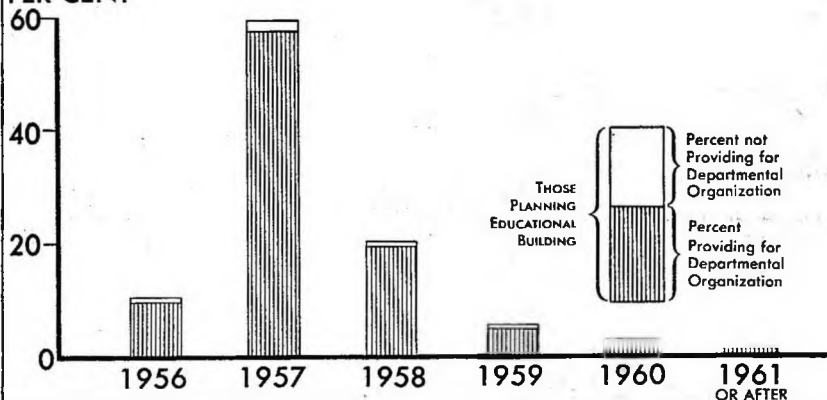
CHURCH ARCHITECTURE SURVEY—(Continued)

FUTURE CHURCH BUILDING PLANS

BY YEAR CONSTRUCTION IS EXPECTED TO BEGIN

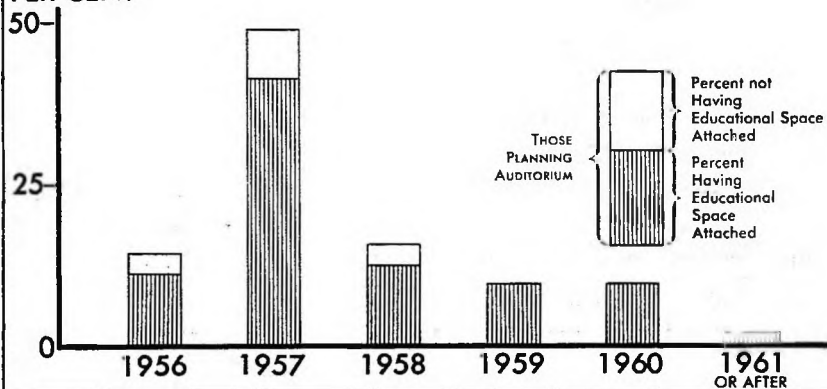
EDUCATIONAL BUILDING . . .

PER CENT

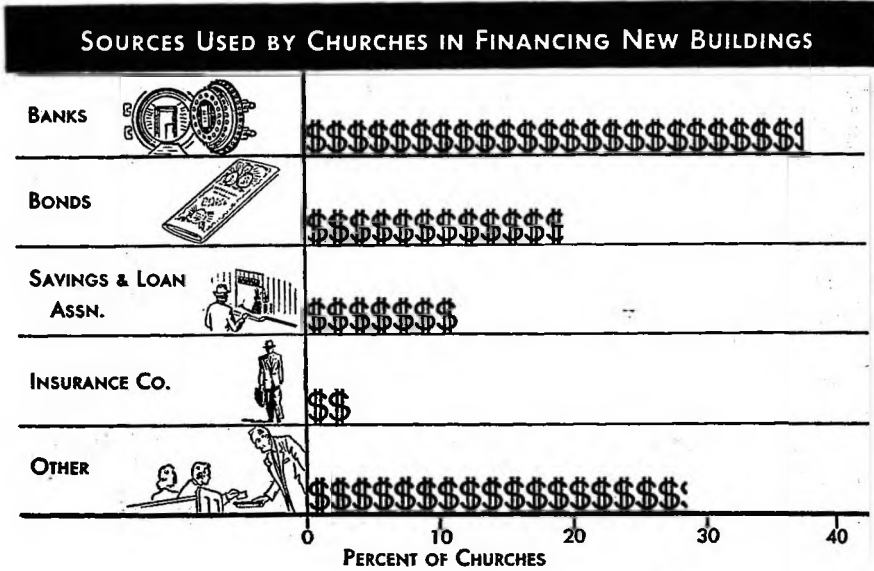


AUDITORIUM . . .


PER CENT



CHURCH ARCHITECTURE SURVEY--(Continued)



**CHURCHES HAVING UNITS UNDER CONSTRUCTION,
BY PERIOD IN WHICH LAST UNIT WAS COMPLETED**



SOUTHERN BAPTIST CHURCHES AND ASSOCIATIONS WITH RADIO AND TELEVISION MINISTRY AND ACTIVE IN WEEKDAY RELIGIOUS EDUCATION

The illustrated tables below are based on a mail-questionnaire survey recently conducted by the Survey, Statistics, and Information Department, Baptist Sunday School Board. Questionnaires were sent to 565 associational and district missionaries. Replies were received from 270 missionaries who together serve 350 different associations. These respondent missionaries listed the churches known to them to be engaged in some type of *regularly scheduled* local radio and/or television ministry, as well as any ministry sponsored by the association as such. They also listed churches active in some type of weekday religious education.

The results of this survey will not allow projection to the total group of Southern Baptist churches and associations. They do, however, give an indication of the growing importance placed on radio and television ministries by Southern Baptist churches. Also evident is the emergence of Southern Baptist churches into the area of weekday religious education, one heretofore largely avoided or neglected.



Number of Churches and Associations with RADIO AND TELEVISION MINISTRY

SPONSORING AGENCY	RADIO	TELEVISION	BOTH
CHURCHES	437	17	19
ASSOCIATIONS	22	-	1
	<hr/> 459	<hr/> 17	<hr/> 20

Number of Churches Active in WEEKDAY RELIGIOUS EDUCATION

DAY NURSERY	13
KINDERGARTEN	95
ELEMENTARY SCHOOL	11
SECONDARY SCHOOL	3



SECTION II

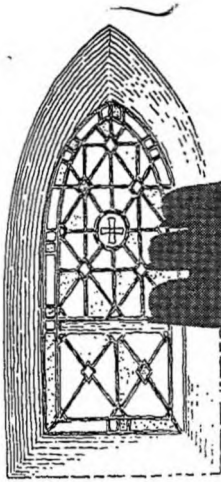
Baptist Highlights

THE RECORD OF SOUTHERN BAPTIST CHURCHES, 1956-1955

	1956	1955	Gain or Loss	% Gain or Less
State Convention.....	26	25	1	4.0
Associations.....	1,071	1,049	22	2.1
Ministers (Licensed & Ordained).....	28,373	27,630 ¹	743	2.7
Active Pastors.....	24,896	24,160 ²	736	3.0
Churches with Pastors.....	27,688	27,226	462	1.7
CHURCHES AND MEMBERSHIP				
Churches.....	30,834	30,377	457	1.5
Non-Resident Members.....	2,483,931	2,489,159	-5,228	-2
Resident Members.....	6,224,892	5,985,582	239,310	4.0
Total Membership.....	8,708,823	8,474,741	234,082	2.8
Churches with Baptisms.....	25,574	25,578	-4	-1
Baptisms.....	384,627	416,867	-32,240	-7.7
Ratio to Membership.....	1 to 22.6	1 to 20.3		
Additions by Letter.....	548,809	542,348	6,461	1.2
Open Country Churches.....	14,930	14,779	151	1.0
Village (Under 500).....	4,826	4,883	-37	-8
Town (500-2499 pop.).....	3,793	3,925	-132	-3.4
City (2500 and more pop.).....	7,285	6,810	475	7.0
Quarter-Time Preaching.....	1,338	1,548	-210	-13.6
Half-Time Preaching.....	6,082	6,491	-409	-6.3
Three-Quarter-Time Preaching.....	278	279	-1	-4
Full-Time Preaching.....	22,737	21,657	1,080	5.0
SUNDAY SCHOOLS				
Churches with Sunday Schools.....	29,942	29,498	444	1.5
Sunday School Enrolment.....	6,823,713	6,641,715	181,998	2.7
Vacation Bible School Enrolment.....	2,733,990	2,652,788	81,202	3.1
TRAINING UNIONS				
Churches with Training Unions.....	22,104	21,217	887	4.2
Training Union Enrolment.....	2,316,354	2,223,502	92,852	4.2
WOMAN'S MISSIONARY UNIONS				
Churches with Organizations.....	20,236	19,382	854	4.4
Enrolments of All Organizations.....	1,267,850	1,245,358	22,492	1.8
BROTHERHOODS				
Churches with Brotherhoods.....	12,556	11,142	1,414	12.7
Brotherhood and R.A. Enrolment.....	445,630	404,281	41,349	10.2
GIFTS				
Total Gifts.....	\$ 372,136,675	\$ 334,836,283	\$ 37,300,392	11.1
Per Capita Total Gifts.....	\$ 42.73	\$ 39.51	\$ 3.22	8.1
Missions and Benevolences.....	\$ 64,954,516	\$ 58,360,247	\$ 6,594,269	11.3
Per Capita Missions and Benevolences.....	\$ 7.46	\$ 6.89	\$.57	8.3
Cooperative Program Receipts.....	\$ 37,004,477	\$ 35,717,008	\$ 1,287,469	3.6
Cooperative Program Receipts Going to S.B.C. Causes.....	\$ 13,197,484	\$ 13,588,160	\$ -390,676	-2.9
Churches giving to Missions.....	29,023	28,471	552	1.9
Churches with State Paper in Budget.....	12,422	12,198	224	1.8
Number Tithers.....	1,081,951	1,013,973	67,978	6.7
CHURCH PROPERTY				
Churches Reporting Property.....	29,161	28,373	788	2.8
Total Value Church Property.....	\$1,491,385,336	\$1,323,453,534	\$ 167,931,802	12.7
Churches with Pastor's Home.....	12,928	11,904	1,025	8.6
Church Debt Reported.....	\$ 220,444,440			

¹This figure does not include 782 Ministers whose addresses are unknown.

²This figure does not include 670 Pastors whose addresses are unknown.



The Challenge

"I, therefore, venture the hope that this Convention may request that the secretaries of its Home Mission Board, the Sunday School Board, the Brotherhood, and our state secretaries work together in presenting to us a program that will challenge our people to increase the number of Southern Baptist churches to 35,000 and the number of our missions to 25,000 before the celebration of our third jubilee in 1964."

—Dr. C. C. Warren, President
Southern Baptist Convention

Our Past Achievement

An average of 528 new churches each year since 1950.

Our Compelling Task

An average of **3750 NEW CHURCHES**
AND/OR MISSIONS each year until 1964.

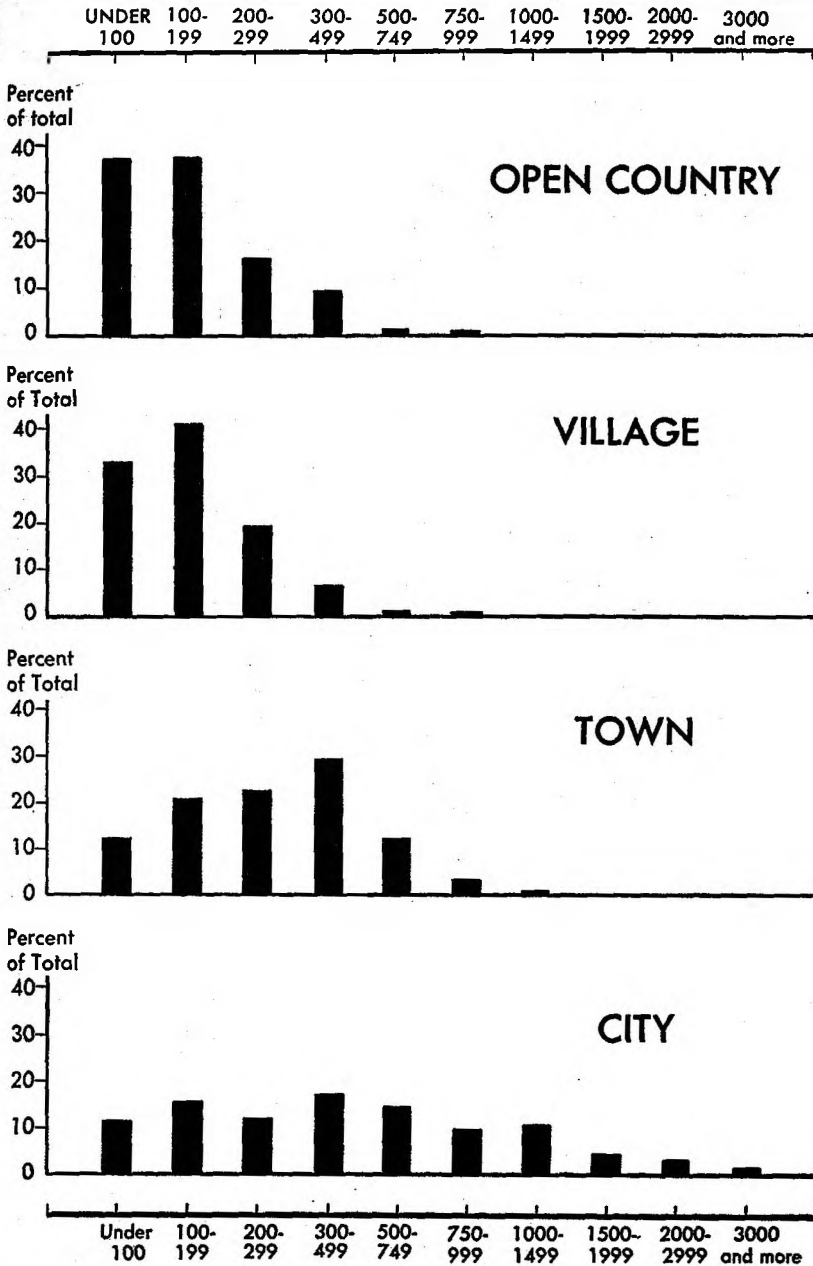
***We can* IF WE WILL !**

SUMMARY OF SOUTHERN BAPTIST CHURCHES BY STATES—1956

S. B. C.	Asen's	Chur. res.	Baptisms	Additions by Letter	Widow-ship	Sunday School Enrollment	Training Junes Enrollment	V. B. S. St. orgs.	W. M. L. Enrollment	S. B. S. Enrollment	Church Property	Parsons Salary	Mission Gifts	Grand Total Gifts
S. B. C.	1,071	80,833	854,327	515,509	9,706,223	6,822,712	2,319,854	2,793,990	1,267,850	445,630	1,491,886,336	72,629,050	64,964,516	372,136,675
Alabama	10	2,768	25,062	31,491	553,232	107,183	137,830	233,391	87,661	26,419	90,189,973	4,648,654	3,062,801	33,394,642
Arkansas	19	437	202	4,726	4,111	2,282	1,830	2,130	667	213	1,862,826	31,128	38,551	281,008
California	15	148	2,746	4,726	79,111	29,818	11,537	14,571	4,734	2,018	6,668,834	436,968	312,376	1,761,421
Colorado	43	1,170	12,476	18,618	682,105	910,743	98,356	73,600	38,376	12,371	46,768,563	2,570,500	2,110,378	11,672,487
Florida	75	656	11,122	15,213	195,191	112,432	64,889	91,655	10,830	5,245	22,941,319	1,670,408	866,603	6,106,904
Georgia	5	98	1,501	8,618	11,107	15,272	6,989	7,939	2,415	1,093	3,883,783	215,948	112,068	912,536
Illinois	1	60	1,727	2,312	59,781	27,576	1,313	3,374	3,229	1,093	14,263,537	207,955	488,568	2,620,987
Indiana	11	1,099	21,830	33,290	368,157	333,664	111,139	114,473	55,304	20,048	17,257,164	3,221,553	3,261,224	20,165,925
Iowa	94	2,835	33,023	19,589	594,554	585,286	134,733	228,000	121,149	15,175	117,810,429	5,965,405	4,917,074	29,586,068
Kansas	1	16	467	7,761	1,251	7,643	1,933	352	1,632	352	1,867,763	14,891	88,816	269,890
Kentucky	37	755	7,420	7,519	190,249	117,314	83,479	46,322	16,345	5,234	21,040,319	1,660,956	925,787	6,711,951
Louisiana	111	120	2,078	3,005	60,349	31,189	9,177	19,975	3,756	1,511	3,616,994	826,719	152,164	1,594,845
Michigan	51	2,261	22,802	28,228	981,927	169,291	105,300	174,219	66,220	27,338	76,419,622	4,500,069	3,528,187	19,876,904
Minnesota	7	1,194	14,224	29,206	519,910	391,297	121,984	106,343	46,697	20,176	64,777,012	3,432,236	2,769,667	16,814,421
Mississippi	136	2,594	2,594	2,511	82,438	43	11,132	13,378	8,406	7,400	32,363,706	820,000	411,553	2,662,337
Missouri	15	1,761	18,739	23,666	27,511	289,670	155,232	121,307	86,718	17,469	67,360,369	3,752,743	2,512,940	16,280,565
Nebraska	52	1,727	17,833	27,742	316,793	882,330	85,594	130,567	67,023	22,638	64,376,088	3,742,650	3,022,505	17,629,610
Nevada	14	218	5,315	5,511	30,430	66,346	22,654	25,417	8,270	4,064	11,571,298	696,166	337,304	3,216,470
New Mexico	73	3,221	52,219	31,316	228,736	783,230	177,110	283,175	162,806	91,597	161,027,928	7,211,634	5,515,932	64,691,869
North Carolina	8	92	1,534	5,769	18,490	10,070	5,739	3,142	2,007	729	3,087,671	237,624	104,948	1,669,367
Ohio	1,267	92	27,154	59,067	126,319	812,948	171,840	46,919	46,919	9,721	93,414,141	3,230,695	3,264,469	17,385,993
Oklahoma	44	1,095	2,431	2,431	16,123	20,720	7,869	11,270	1,853	1,054	3,243,109	566,590	118,452	997,181
Texas	15	1,224	1,095	2,431	20,720	20,720	131,709	144,620	101,056	28,906	39,514,750	4,501,669	3,970,787	20,948,401
Virginia	34	1,620	18,352	27,717	466,297	397,810	166,254	195,102	52,433	28,652	108,541,719	4,579,057	4,162,767	23,911,800
Washington	84	2,960	26,001	53,819	397,395	512,054	431,321	428,063	166,672	69,863	237,522,343	11,961,582	16,702,916	42,561,301
West Virginia	122	5,717	51,939	137,293	1,474,127	1,098,477	7,925	126,063	4,627	1,310	84,762,493	3,189,912	3,871,400	18,478,319
Wisconsin	800	1,491	17,377	15,838	414,264	863,316	65,368	126,531	67,756	17,266	84,762,493	3,189,912	3,871,400	18,478,319

Incomplete report for 29 churches in Alaska.
 Incomplete report for 29 churches in Colorado.
 Incomplete report for 29 churches in Montana.

**DISTRIBUTION OF SOUTHERN BAPTIST CHURCHES
BY SIZE AND LOCATION, 1956**



NUMBER OF CHURCHES REPORTING MAJOR ITEMS, 1956

S.B.C.	NUMBER REPORTING:												
	Total No. Ch's	Pastor	Bap-tisms	Addi-tions by Letter	Sunday School	V.R.S.	T.U.	W.M.U.	Broth-erhood	Church Prop-erty	Mis-sion Gifts	Total Gifts	Church Deal't
S.B.C. Totals	30,834	27,668	25,574	25,402	29,942	22,679	22,104	20,236	12,556	29,161	29,023	30,161	10,677
Open Country.....	14,520	13,236	11,273	10,889	14,456	9,370	8,613	7,161	3,527	14,062	14,689	14,689	1,000
Village.....	4,826	4,252	3,905	4,009	4,726	3,622	3,391	3,184	1,476	4,643	4,678	4,788	1,125
Town.....	3,793	3,448	3,488	3,554	3,704	3,316	3,326	3,389	2,178	3,635	3,664	3,696	1,940
City.....	7,285	6,752	6,908	6,950	7,056	6,371	6,765	6,503	5,375	6,831	6,972	7,030	4,917
Alabama	2,703	2,428	2,141	2,113	2,647	1,126	1,961	1,672	805	2,608	2,587	2,685	50
Open Country.....	1,654	1,468	1,210	1,165	1,602	1,179	1,019	787	283	1,578	1,544	1,642	25
Village.....	404	353	308	313	395	236	315	281	64	399	406	404	8
Town.....	255	236	237	244	255	231	256	236	127	256	251	251	10
City.....	390	371	396	391	395	390	391	369	301	391	392	394	146
*Alaska	19	19	10	11	19	16	17	16	16	19	19	19	1
Open Country.....	1	1	1	1	1	1	1	1	1	1	1	1	1
Village.....													
Town.....	2	2	1	1	2	2	2	1	2	2	2	2	1
City.....	16	16	8	9	16	13	16	16	10	16	16	16	7
**Arizona	146	138	140	139	146	136	136	126	94	144	147	148	112
Open Country.....	7	7	7	6	7	5	5	3	3	7	7	7	4
Village.....	21	18	17	16	21	20	17	16	7	20	21	21	9
Town.....	26	23	24	24	26	21	23	23	13	27	25	26	20
City.....	95	88	92	93	95	87	91	86	71	92	94	94	81
Arkansas	1,170	988	850	893	1,163	727	977	639	378	1,097	1,136	1,163	50
Open Country.....	514	405	368	387	508	238	373	162	80	466	467	507	11
Village.....	261	206	168	212	260	153	213	110	44	245	259	261	41
Town.....	158	148	153	158	158	136	155	146	79	158	158	158	20
City.....	237	229	231	235	237	200	235	221	176	228	234	237	170
California	556	523	529	538	556	448	534	484	359	482	542	551	300
Open Country.....	18	15	17	17	18	12	17	14	8	15	17	15	11
Village.....	28	23	22	25	28	19	23	14	13	24	26	26	28
Town.....	91	83	86	88	91	74	88	71	40	80	89	89	63
City.....	419	402	404	408	419	344	406	385	299	363	410	410	300
Colorado	98	91	95	95	98	74	92	89	56	79	93	96	70
Open Country.....													
Village.....	4	4	4	4	4	4	3	4	3	4	4	4	4
Town.....	20	16	18	18	20	10	19	17	4	15	17	11	13
City.....	74	71	73	73	74	60	70	68	52	61	72	73	53
District of Columbia	50	46	50	48	50	41	48	48	32	49	50	50	45
Open Country.....													
Village.....													
Town.....													
City.....	50	46	50	48	50	41	48	48	32	49	50	50	45
Florida	1,099	1,002	988	1,018	1,082	808	959	802	556	1,071	1,084	1,085	426
Open Country.....	365	317	300	310	354	203	277	172	101	355	355	363	88
Village.....	169	146	135	154	164	109	136	106	56	161	165	169	43
Town.....	179	167	173	170	179	153	170	168	107	179	179	179	54
City.....	386	372	380	384	385	343	376	356	292	378	385	384	273
Georgia	2,805	2,589	2,360	2,310	2,729	1,881	1,928	1,745	1,110	2,758	2,666	2,787	761
Open Country.....	1,604	1,460	1,264	1,207	1,534	853	936	733	398	1,579	1,494	1,590	254
Village.....	346	312	277	270	341	238	223	224	84	342	355	345	54
Town.....	309	260	283	294	309	265	272	285	183	306	302	309	125
City.....	546	527	536	539	545	481	487	486	445	538	535	543	333
Hawaii	18	18	18	18	18	17	18	18	16	15	18	18	12
Open Country.....													
Village.....													
Town.....	3	3	3	3	3	3	3	3	3	2	3	3	2
City.....	15	15	15	15	15	14	15	15	15	13	15	15	10
Illinois	755	685	592	595	716	504	470	437	258	695	741	746	243
Open Country.....	281	214	182	153	256	122	95	85	36	241	251	256	21
Village.....	150	129	113	117	116	101	95	78	42	143	147	147	33
Town.....	123	115	106	110	123	102	88	92	47	116	123	123	53
City.....	221	207	211	215	221	179	182	182	133	165	220	220	131
Kansas	120	107	109	111	120	103	112	112	74	107	117	117	79
Open Country.....	9	8	6	6	9	8	7	7	4	8	8	8	5
Village.....	10	8	7	6	10	8	8	6	3	8	9	9	3
Town.....	31	29	30	30	31	28	30	31	16	29	31	31	20
City.....	70	62	66	69	70	59	67	68	51	62	69	69	61
Kentucky	2,261	2,089	1,820	1,708	2,124	1,511	1,144	1,115	558	2,140	1,936	2,175	544
Open Country.....	1,305	1,201	966	880	1,176	722	488	418	151	1,213	1,042	1,232	178
Village.....	411	371	337	328	406	309	206	220	76	366	370	404	88
Town.....	241	224	222	227	241	216	182	205	122	237	234	240	100
City.....	304	293	295	293	301	264	267	262	210	264	260	266	178

NUMBER OF CHURCHES REPORTING MAJOR ITEMS, 1956—Continued

S.B.C.	NUMBER REPORTING:												
	Total No. Ch's	Pastor	Bap-tisms	Ad-ditions by Letter	Sunday School	V.B.S.	T.U.	W.M.U.	Broth-erhood	Church Prop-erty	Mis-sion Gifts	Total Gifts	Church Debt
Alabama	1,194	1,069	1,023	1,091	1,187	858	1,074	862	654	1,177	1,150	1,188	487
Open Country	624	558	495	526	618	367	523	354	267	613	585	620	166
Village	159	146	134	146	158	117	145	126	89	156	156	158	46
Town	156	144	146	151	156	140	153	143	102	155	155	156	88
City	255	238	248	252	255	234	253	236	156	253	254	255	187
Maryland	136	126	125	123	132	118	120	122	74	131	136	136	83
Open Country	25	23	21	22	25	22	18	18	9	23	25	25	15
Village	18	16	14	15	18	13	16	16	6	17	18	18	8
Town	23	20	21	18	23	17	19	19	11	21	23	23	14
City	70	67	69	68	66	66	67	69	48	70	70	70	46
Mississippi	1,751	1,591	1,454	1,439	1,622	1,239	1,354	1,029	578	1,686	1,678	1,738	478
Open Country	1,087	970	854	821	1,031	673	755	471	227	1,038	1,020	1,076	178
Village	279	257	225	237	276	206	226	160	77	267	276	279	68
Town	178	166	172	177	178	168	168	169	107	176	177	178	85
City	207	198	203	204	207	185	205	189	107	205	205	205	147
Missouri	1,727	1,474	1,301	1,318	1,700	1,353	1,171	1,212	780	1,631	1,697	1,719	469
Open Country	777	620	466	470	758	524	401	403	205	710	752	771	79
Village	421	354	323	327	412	335	266	301	161	398	416	419	91
Town	245	226	231	241	245	230	223	236	171	243	245	245	102
City	284	270	281	281	284	264	281	272	243	280	284	284	157
New Mexico	218	197	198	200	217	192	179	162	135	204	216	217	114
Open Country	37	29	30	31	37	28	21	13	10	32	37	37	13
Village	47	40	40	40	46	40	31	23	14	44	46	46	10
Town	41	37	38	39	41	39	36	38	26	39	40	41	19
City	93	91	90	90	93	85	91	88	85	89	93	93	72
North Carolina	3,221	3,002	2,650	2,552	3,211	2,560	1,953	2,188	1,168	3,057	3,120	3,212	1,087
Open Country	2,026	1,878	1,553	1,448	2,017	1,478	979	1,194	505	1,887	1,927	2,019	481
Village	388	353	321	322	387	330	250	307	118	374	380	388	129
Town	318	300	300	300	318	266	272	301	197	314	317	317	151
City	489	471	476	482	486	456	452	456	348	482	486	486	226
Ohio	92	89	84	88	91	65	76	54	32	76	87	90	53
Open Country	4	3	3	3	4	3	4	3	3	4	4	4	2
Village	8	7	6	6	8	5	5	3	2	7	7	8	4
Town	12	12	12	12	12	8	8	5	2	10	10	11	7
City	68	67	63	67	67	49	59	45	25	55	66	67	40
Oklahoma	1,267	1,123	1,097	1,116	1,240	901	1,055	887	585	1,199	1,225	1,227	464
Open Country	442	361	325	320	421	209	294	218	88	386	410	412	66
Village	278	242	234	256	275	191	229	156	90	268	275	275	67
Town	208	190	202	204	208	184	200	187	124	208	209	208	83
City	339	330	335	336	336	317	322	312	283	336	332	332	248
Oregon-Washington	124	112	111	117	122	106	115	94	66	101	118	121	86
Open Country	2	2	2	2	2	2	2	2	2	2	2	2	2
Village	2	2	2	2	2	2	2	2	2	2	2	2	1
Town	50	26	24	26	29	16	26	18	12	21	27	26	19
City	90	82	85	87	89	84	86	72	43	76	86	86	64
South Carolina	1,420	1,343	1,231	1,246	1,407	1,195	1,144	1,216	737	1,384	1,400	1,416	556
Open Country	831	779	675	684	820	648	606	656	350	802	814	825	254
Village	142	135	123	124	145	123	109	190	50	138	141	141	54
Town	160	150	147	153	156	149	148	154	95	166	166	166	72
City	286	276	286	285	286	273	282	278	224	284	284	285	176
Tennessee	2,550	2,283	2,105	1,982	2,501	1,722	1,556	1,313	763	2,416	2,183	2,400	811
Open Country	1,569	1,380	1,208	1,089	1,522	901	754	540	250	1,441	1,268	1,497	310
Village	384	390	273	271	332	247	214	210	90	327	269	324	98
Town	207	195	181	156	200	185	181	181	113	206	206	206	87
City	440	418	434	427	440	364	405	382	310	435	423	424	316
Texas	3,717	3,386	3,282	3,437	3,677	2,541	3,144	2,708	2,136	3,358	3,661	3,694	1,830
Open Country	1,095	960	818	908	1,072	655	746	478	327	999	1,071	1,085	204
Village	732	644	620	662	722	563	563	481	282	700	726	730	193
Town	551	512	525	544	549	507	527	516	386	545	546	546	390
City	1,339	1,269	1,308	1,317	1,334	1,216	1,364	1,223	1,121	1,305	1,314	1,330	1,043
Mexican	360												
Open Country	1												
Village	6												
Town	84												
City	269												
Virginia	1,368	1,197	1,110	1,001	1,254	1,066	785	1,082	542	1,278	1,275	1,302	452
Open Country	672	597	522	441	664	517	298	501	211	654	646	668	130
Village	207	160	172	162	261	151	164	135	69	264	262	267	67
Town	142	134	132	126	142	120	130	134	78	139	142	142	65
City	287	276	234	282	287	289	272	282	134	281	286	286	160

Incomplete report for some churches in Alaska.

Many churches now in Colorado Convention were included with Arizona in 1955.

Incomplete report.


RANKING OF S.B.C. STATES ACCORDING TO PER CENT NET GAIN BY ITEM, 1956 OVER 1955

State Conventions Organized Before 1940	Number of Churches	Total Membership	S.S. Enrol.	V.B.S. Enrol.	T.U. Enrol.	W.M.U. Enrol.	Church Property	Mission Gifts	Total Gifts	Pastors Salary	Total of Ranks	Average Rank
Alabama	19	11	9	7	12	9	3	4	5	3	79	8
Arkansas	6	5	11	5	16	16	7	5	9	13	81	10
District of Columbia	7	18	18	17	15	17	10	18	18	7	163	14
Florida	5	2	3	3	9	5	1	2	2	1	31	5
Georgia	5	2	5	1	7	3	2	6	3	5	53	5
Illinois	1	5	2	2	2	2	4	7	4	2	29	3
Indiana	14	15	13	14	10	18	16	15	14	14	188	14
Iowa	5	3	4	2	13	18	11	12	5	9	56	9
Kentucky	3	1	1	1	1	1	1	1	1	1	41	1
Louisiana	11	17	14	13	17	14	8	5	10	11	122	12
Michigan	12	16	14	15	9	15	15	5	15	8	123	15
Minnesota	18	16	14	13	17	14	17	14	17	17	177	13
Mississippi	1	1	1	1	1	1	1	1	1	1	1	1
New Mexico	1	1	1	1	1	1	1	1	1	1	1	1
New York	16	10	13	10	15	7	13	11	11	18	149	12
North Carolina	10	12	12	15	11	5	5	16	15	16	122	12
South Carolina	17	15	17	8	14	12	5	17	15	15	139	14
Tennessee	5	3	3	4	4	11	14	10	12	12	77	7
Texas	18	5	3	13	3	10	12	13	7	10	93	9
Virginia	1	1	1	1	1	1	1	1	1	1	1	1
State Conventions Organized in 1940 or Since												
Alabama	2	1	1	4	2	1	2	2	2	2	22	2
California	6	5	3	1	6	3	3	3	3	3	36	1
Illinois	1	1	1	3	1	5	4	5	3	5	38	1
Ohio	1	2	2	1	1	1	1	1	1	1	14	1
Oregon-Washington	1	3	3	3	3	2	3	3	3	3	40	3


*Arkansas and Colorado are excluded for lack of comparison since merged churches are with Colorado Convention were included in Arkansas for 1955 records.

COMPARISON OF SBC CHURCHES BY LOCATION 1956


CITY




TOWN



VILLAGE



OPEN COUNTRY



SOUTHERN BAPTIST CHURCHES, BY LOCATION—1956-1955

S.B.C. and States	Total Churches		Open Country		Village		Town		City	
	1956	1955	1956	1955	1956	1955	1956	1955	1956	1955
	S.B.C.....	30,834	30,377	14,930	14,779	4,826	4,863	3,793	3,925	7,285
Alabama.....	2,709	2,707	1,654	1,646	404	418	255	267	396	378
*Alaska.....	19	20	1	1	2	2	16	17
**Arizona.....	149	209	7	5	21	24	26	37	95	143
Arkansas.....	1,170	1,146	514	511	261	259	158	163	237	219
California.....	556	516	18	19	28	25	91	90	419	382
Colorado.....	98	4	20	74
District of Columbia.....	50	49	50	49
Florida.....	1,099	1,067	365	354	169	173	179	182	386	383
Georgia.....	2,805	2,763	1,604	1,576	346	334	309	344	546	509
Hawaii.....	18	17	3	3	15	14
Illinois.....	755	716	261	257	150	136	123	126	221	197
Kansas.....	120	111	9	9	10	10	31	31	70	61
Kentucky.....	2,261	2,247	1,305	1,288	411	428	241	255	304	276
Louisiana.....	1,194	1,163	624	612	159	161	156	152	255	238
Maryland.....	136	133	25	24	18	16	23	27	70	68
Mississippi.....	1,751	1,734	1,087	1,066	279	293	178	181	207	194
Missouri.....	1,727	1,711	777	771	421	405	245	254	284	261
New Mexico.....	218	221	37	41	47	48	41	43	93	89
North Carolina.....	3,221	3,179	2,026	1,964	388	425	318	327	489	483
Ohio.....	92	74	4	5	8	8	12	10	68	51
Oklahoma.....	1,267	1,263	442	440	278	285	208	211	339	327
Oregon-Washington.....	124	105	2	1	2	1	30	26	90	77
South Carolina.....	1,420	1,404	831	826	143	148	160	169	288	261
Tennessee.....	2,550	2,558	1,569	1,587	334	336	207	223	440	412
Texas.....	3,717	3,641	1,095	1,097	732	730	551	551	1,339	1,263
***Mexican.....	300	325	1	1	6	7	84	90	209	227
Virginia.....	1,308	1,298	672	678	207	199	142	161	287	260

*Incomplete report for some churches in Alaska.

**Many churches now in Colorado Convention were included with Arizona in 1955.

***Incomplete report.

SOUTHERN BAPTIST CHURCHES, BY NUMBER OF SERVICES, 1956-1955

S.B.C. and States	Quarter Time		Half Time		Three Quarter Time		Full Time		No Services	
	1956	1955	1956	1955	1956	1955	1956	1955	1956	1955
	S.B.C.....	1,338	1,548	6,082	6,491	278	279	22,737	21,657	99
Alabama.....	200	237	926	993	28	25	1,551	1,450	4	2
*Alaska.....	19	20
**Arizona.....	1	1	148	207	1
Arkansas.....	26	57	243	238	5	4	885	837	11	10
California.....	21	1	535	515
Colorado.....	98
District of Columbia.....	50	49
Florida.....	10	10	75	82	1	1,011	973	3	1
Georgia.....	211	246	915	970	11	13	1,667	1,533	1	1
Hawaii.....	18	17
Illinois.....	2	6	117	140	1	627	564	9	5
Kansas.....	119	111	1
Kentucky.....	236	262	423	448	12	15	1,579	1,517	11	5
Louisiana.....	3	3	78	103	1	2	1,112	1,055
Maryland.....	1	2	135	130	1
Mississippi.....	117	155	628	619	17	24	988	934	1	2
Missouri.....	50	56	401	433	24	20	1,224	1,188	28	14
New Mexico.....	2	1	8	206	205	2	1
North Carolina.....	135	152	867	884	78	74	2,138	2,065	3	4
Ohio.....	92	74
Oklahoma.....	34	43	95	99	1,134	1,117	4	4
Oregon-Washington.....	1	1	123	102	2
South Carolina.....	17	20	127	153	12	11	1,262	1,218	2	2
Tennessee.....	226	240	581	636	13	18	1,723	1,657	7	7
Texas.....	12	23	256	310	13	16	3,427	3,286	9	6
***Mexican.....
Virginia.....	35	35	340	366	64	55	866	833	3	9

*Incomplete report for some churches in Alaska.

**Many churches now in Colorado Convention were included with Arizona in 1955.


***Incomplete report.

NUMBER OF CHURCHES BY SIZE OF MEMBERSHIP, S. B. C. AND STATES—1956

S. B. C. and States	Total Churches	Number of Churches with Members within							Total	
		1-49	50-99	100-199	200-299	300-499	500-749	750-999		1000 & Up
S. B. C.	20,834*	2,442	6,867	5,374	4,077	5,393	1,718	731	1,330	74
Alabama	2,729	240	319	219	162	213	103	14	78	42
Alaska	13	1	7	2	3	1			1	54
Arizona	140	46	52	28	19	12	11		2	52
Arkansas	1,170	164	297	191	133	100	33	93	50	79
California	686	91	136	85	83	99	66	7	5	60
Colorado	98	31	49	17	9	3			1	35
District of Columbia	60	1	2		6	10	11		9	10
Florida	1,760	74	183	190	131	131	74	98	83	95
Georgia	2,515	137	414	317	320	488	164	70	112	73
Idaho	13	3	5			2			1	
Illinois	755	126	206	152	78	30	32	11	15	80
Indiana	129	21	31	13	12	5			1	60
Iowa	21	10	17	8	3				1	77
Kansas	6,761	130	433	117	314	203	129	40	55	71
Kentucky	1,191	50	231	200	153	149	73	24	22	83
Michigan	133	5	17	17	23	27	14	4	5	
Minnesota	1,751	118	319	346	251	215	10	69	49	79
Missouri	1,727	204	512	346	295	197	78	51	62	80
Montana	218	33	39	14	35	25	17	7	17	72
New Mexico	5	188	343	233	240	491	177	71	50	74
North Carolina	92	18	23	28	10	5			2	66
Ohio	1,237	140	281	181	172	153	82	47	35	70
Oklahoma	124	57	132	40	12					94
Oregon	1,120	96	135	214	158	98	127	44	82	64
South Carolina	2,303	193	439	313	313	413	115	61	103	77
Tennessee	3,717	256	573	399	514	492	303	163	340	66
Texas	3,900	79	268	209	232	193	30	11	78	
Virginia	1,635									

*The 340 Mexican churches are not reported or classified by size of membership.

SOUTHERN BAPTIST CHURCH MEMBERSHIP BY LOCATION - 1956



S.B.C.

PER CENT RURAL

PER CENT URBAN

NOTE: "Rural" churches are in open country or towns with population under 2,500. This definition follows that of U. S. Census Bureau.

MEMBERSHIP, SOUTHERN BAPTIST CHURCHES, BY LOCATION—1956-1955

	Total Membership		Open Country		Village		Town		City	
	1956	% Gain	1956	% Gain	1956	% Gain	1956	% Gain	1956	% Gain
	1955		1955		1955		1955		1955	
S. B. C. and States	8,708,823	2.8	2,312,007	2.2	742,197	-4.7	1,138,876	-1.0	1,193,513	6.0
Alabama	638,242	2.5	229,179	1.6	56,431	-4.6	70,154	-1.0	272,798	6.9
Arkansas	4,111	4.1	1,735	35.2	1,190	2,935	3.8	2,916	-1.8
California	28,711	-13.1	5,991	102.5	32,368	-7.7	45,295	-3.5	24,968	-1.6
Colorado	282,165	2.2	59,521	1,784	21.5	9,746	11.2	162,263	7.1
Connecticut	105,101	17.7	1,920	13.5	1,784	91,658	18.4
Delaware	11,107	239	1,160	9,709
District of Columbia	35,091	4.5	91,523	5.4	23,215	-13.6	57,415	2.0	26,091
Florida	385,437	2.5	266,739	2.5	15,150	-1.1	91,821	-7.3	297,256	6.8
Georgia	804,634	3.289	372	24.3	377,759	28.9
Hawaii	4,261	3,929
Illinois	126,259	3.9	27,688	1.2	17,497	9.1	21,150	-1.6	69,940	5.6
Indiana	21,069	13.7	9,233	10.2	6,517	-11.1	3,523	18.3	15,533	37.0
Iowa	594,927	2.1	211,921	3.8	72,016	-6.1	78,445	7.9	231,439	7.4
Kentucky	368,910	3.4	96,846	2.9	50,338	9.1	48,532	7.4	176,737	4.8
Louisiana	45,749	5.5	1,399	26.1	3,903	26.1	31,202	6.6
Michigan	438,729	1.7	176,120	2.7	47,829	-9.5	63,677	3.0	149,797	4.2
Minnesota	406,092	1.5	77,869	7.7	57,185	5.7	78,983	3.4	209,814	1.9
Mississippi	185,456	1.1	2,431	-4.1	4,406	-4.1	8,084	3.3	49,465	2.0
Missouri	808,926	5.1	369,905	5.7	75,014	-11.7	108,570	-1.3	284,917	5.8
North Carolina	845,738	19.2	511	8.7	828	4.5	1,408	12,662	22.4
Ohio	15,436
Oklahoma	428,815	3.0	44,515	2.1	19,462	-2.4	59,227	-1.7	272,416	8.3
Oregon	15,126	13.7	236	242.6	1,159	2,147	4.3	12,584	19.5
South Carolina	455,097	6.4	170,695	1.3	28,418	-13.9	54,792	-1.6	294,191	7.8
Tennessee	637,901	-10.5	254,810	1.2	57,173	-5.9	83,226	-4.9	318,776	7.9
Texas	1,475,127	3.5	131,367	-1.6	118,190	208,746	3.1	1,027,911	4.3
Virginia	10,993	-47.7	119,130	-1.1	35,198	-2.0	43,817	-3.2	216,144	5.4
Washington	414,264	8.8

*The statistics report for many churches in Alaska, Hawaii, Puerto Rico and the Virgin Islands was furnished with a bonus in 1956.

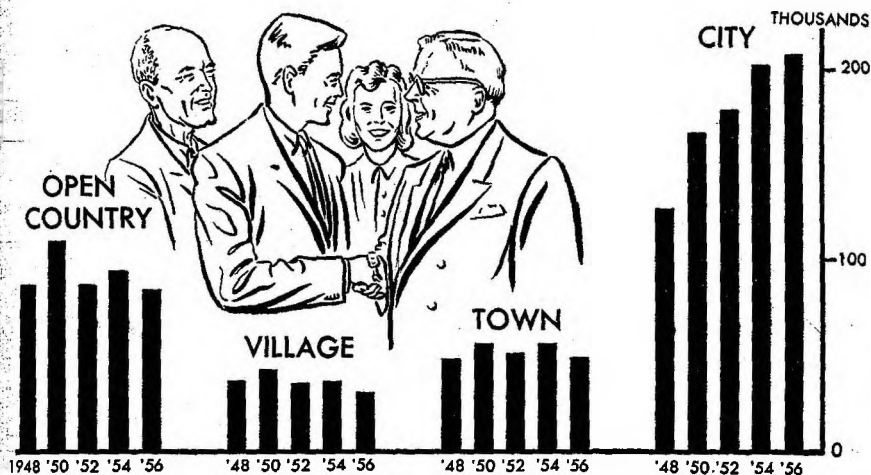
ADDITIONS BY LETTER, BAPTISMS—SOUTHERN BAPTIST CHURCHES, BY LOCATION—1956-1955

S.B.C. and States	Additions By Letter 1956	Total				Open Country			
		Baptisms 1956	Baptisms 1955	Bapt. % Gain	Ratio Bapt. To Mem.	Letter 1956	Baptisms 1956	Bapt. % Gain	Ratio Bapt. To Mem.
S.B.C.	548,809	384,627	416,867	-7.7	1: 22.6	72,002	84,813	-9.2	1: 27.3
Alabama	31,491	25,062	28,600	-12.4	25.4	6,223	7,884	-10.9	25.1
*Alaska	497	262	584	-56.8	16.3	24	8	-50.0	9.1
**Arizona	4,726	2,748	4,001	-31.3	10.8	47	70	112.1	5.8
Arkansas	18,513	13,428	15,037	-10.7	21.8	2,333	2,661	-22.7	22.3
California	18,218	11,122	10,352	7.4	9.4	325	236	-22.1	8.1
Colorado	3,515	1,501	2,074	7.4	20.3
Dist. of Columbia	2,312	1,727	2,060	-16.2	17.7
Florida	33,290	21,930	22,463	-2.4	24.4	2,606	2,832	-1.0	18.2
Georgia	40,469	33,022	34,597	-4.5	25.0	8,190	10,418	-1.2	27.5
Hawaii	706	457	335	36.4	9.3
Illinois	7,660	7,420	8,526	-13.0	18.4	650	911	-28.0	30.4
Kansas	3,005	2,073	2,170	-4.5	10.0	54	75	8.7	12.3
Kentucky	23,293	22,302	25,571	-12.8	26.7	4,702	6,602	-17.6	32.1
Louisiana	29,206	14,284	16,172	-11.6	25.0	4,907	3,681	-6.6	26.9
Maryland	2,631	2,894	3,239	-10.7	15.1	139	304	-1.9	15.4
Mississippi	23,535	15,739	16,766	-6.1	27.7	4,978	5,622	-2.7	31.3
Missouri	20,742	17,433	21,360	-20.3	23.7	2,214	2,734	-26.6	30.9
New Mexico	8,311	3,816	4,375	-12.8	17.2	398	213	3.9	16.1
North Carolina	31,313	32,219	35,375	-8.9	25.7	8,620	12,721	-9.4	28.3
Ohio	2,780	1,854	1,781	4.1	8.3	35	37	-57.5	9.0
Oklahoma	30,057	20,554	22,702	-6.5	20.7	1,862	2,205	-14.8	20.2
Oregon-Wash.	2,484	1,698	1,774	-4.3	8.9	36	37	362.5	6.4
South Carolina	21,717	18,352	18,727	-2.0	24.9	5,610	6,024	-6.4	28.3
Tennessee	33,946	28,001	30,243	-7.4	24.5	7,227	9,612	-5.1	26.5
Texas	137,288	65,930	69,666	-5.4	22.4	8,125	5,771	-5.3	22.8
***Mexican	816	1,491	2,200	-32.2	7.4
Virginia	16,252	17,307	17,661	-2.0	23.9	2,394	4,135	-11.9	28.8

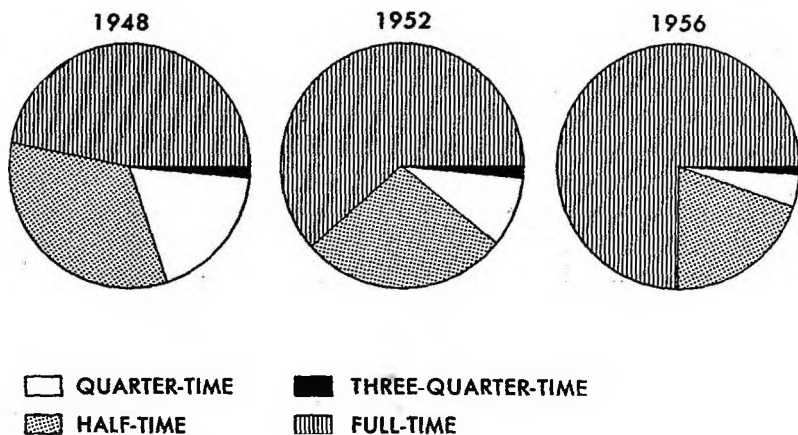
S.B.C. and States	Village				Town				City			
	Letter 1956	Bapt. 1956	Bapt. % Gain	Ratio Bapt. To Mem.	Letter 1956	Bapt. 1956	Bapt. % Gain	Ratio Bapt. To Mem.	Letter 1956	Bapt. 1956	Bapt. % Gain	Ratio Bapt. To Mem.
S.B.C.	31,616	30,988	-16.8	1: 24.0	61,104	49,533	-13.1	1: 23.0	383,271	217,802	-4.0	1: 20.7
Alabama	2,079	2,241	-21.1	25.2	4,056	3,090	-15.2	24.9	19,133	11,647	-10.7	23.1
*Alaska	8	34	-75.0	30.8	465	246	-56.5	16.3
**Arizona	146	135	-25.8	11.1	372	202	-17.8	9.6	4,161	2,241	-33.5	11.1
Arkansas	1,458	1,401	-22.3	23.1	2,277	2,183	-19.2	22.1	12,447	7,193	-1.0	21.2
California	216	306	-32.9	8.7	1,444	1,260	11.4	7.7	16,233	9,420	9.4	9.7
Colorado	38	21	..	11.2	229	127	..	9.1	3,248	1,353	..	7.2
District of Columbia	3,212	1,727	-16.2	20.3
Florida	1,441	1,368	-22.2	16.6	3,566	2,846	-6.0	18.8	25,344	14,854	-5.5	17.5
Georgia	1,746	1,906	-12.3	25.6	3,728	3,440	-14.7	26.6	26,805	17,259	-3.3	21.9
Hawaii	66	54	3.8	5.6	643	403	42.4	9.7
Illinois	702	896	-10.1	19.5	953	1,097	-12.1	19.4	5,355	4,526	-7.0	15.5
Kansas	67	48	-15.8	13.5	372	224	-13.0	10.7	2,512	1,921	-2.7	9.0
Kentucky	2,021	2,317	-25.8	31.3	2,972	3,461	-18.1	22.0	13,568	9,922	-3.4	23.3
Louisiana	1,679	1,147	-25.3	26.6	3,553	1,979	-15.0	25.2	19,067	7,487	-10.5	23.9
Maryland	121	229	35.5	11.4	380	377	-34.0	13.9	1,991	1,984	-9.4	15.7
Mississippi	2,023	1,637	-20.5	28.9	3,668	2,284	-6.2	27.8	12,586	6,196	-4.5	24.2
Missouri	2,295	2,366	-20.4	24.2	3,160	3,278	-18.4	23.2	13,073	9,055	-19.4	22.2
New Mexico	352	275	-11.9	16.0	830	432	-26.0	18.7	6,831	2,896	-11.5	17.1
North Carolina	2,298	3,063	-10.5	24.5	4,589	4,293	-11.1	25.4	15,606	12,142	-7.2	23.5
Ohio	110	101	..	8.2	248	180	19.2	7.8	2,387	1,516	8.7	8.4
Oklahoma	1,836	1,977	-16.0	20.4	3,612	3,275	-14.6	21.1	22,644	13,097	-5.9	20.8
Oregon-Washington	56	21	50.0	9.0	392	305	-15.8	7.0	2,000	1,322	-3.8	9.4
South Carolina	1,267	1,204	-23.8	21.9	2,344	2,032	-12.3	27.0	12,466	9,062	8.4	22.6
Tennessee	1,932	2,373	-10.9	24.1	2,665	2,648	-18.3	23.5	22,094	13,268	-5.9	23.4
Texas	6,524	4,408	-13.9	25.0	13,736	8,391	-5.2	24.5	108,913	47,360	-4.6	21.7
***Mexican
Virginia	1,177	1,618	-3.1	21.8	1,524	1,873	-26.5	23.4	11,157	9,691	10.6	22.3

*Incomplete report for some churches in Alaska.
 **Many churches now in Colorado Convention were included with Arizona in 1955.
 ***Incomplete report.

NUMBER OF BAPTISMS, S.B.C. CHURCHES, BY LOCATION, 1948-1956



DISTRIBUTION OF SBC CHURCHES BY NUMBER OF SERVICES



ESTIMATED SUNDAY SCHOOL ENROLMENT BY DEPARTMENTS

Departments	1956 Enrolment	Per Cent of Total	1955 Enrolment	Per Cent of Total	Numerical Gain	Per Cent Gain
Cradle Roll	200,665	2.9	186,470	2.8	14,195	7.6
Nursery	448,080	6.6	429,307	6.5	18,773	4.4
Beginner	522,002	7.7	508,991	7.7	13,011	2.6
Primary	754,664	11.1	747,883	11.3	6,781	0.9
Junior	930,267	13.6	892,989	13.4	37,278	4.2
Intermediate	737,724	10.8	712,830	10.7	24,894	3.5
Young People Single	397,873	5.8				
Young People Married	241,787	3.5	568,216	8.5	71,444	12.2
Adult	2,305,308	33.8	2,309,513	34.8	-4,205	-0.2
Extension	194,317	2.9	196,173	3.0	-1,856	-0.9
General Officers	91,028	1.3	89,343	1.3	1,685	1.9
Total—S.B.C.	6,823,713	100.0	6,641,715	100.0	181,998	2.7

ESTIMATED TRAINING UNION ENROLMENT BY DEPARTMENTS

Departments	1956 Enrolment	Per Cent of Total	1955 Enrolment	Per Cent of Total	Numerical Gain	Per Cent Gain
Nursery	96,658	4.2	88,976	4.0	7,682	8.6
Beginner	137,577	5.9	131,954	5.9	5,623	4.3
Primary	218,059	9.4	213,064	9.6	4,995	2.3
Junior	401,898	17.3	382,996	17.2	19,002	5.0
Intermediate	383,477	16.6	361,832	16.3	21,645	6.0
Young People	265,344	11.5	260,654	11.7	4,690	1.8
Adult	736,891	31.8	711,198	32.0	25,693	3.6
General Officers	76,350	3.3	72,828	3.3	3,522	4.8
Total—S.B.C.	2,316,354	100.0	2,223,502	100.0	92,852	4.2

TOTAL POPULATION AND SOUTHERN BAPTIST SUNDAY SCHOOL ENROLMENT, BY STATE AND BY DEPARTMENT—1956

STATE	Total Population July, 1956	Per Cent White 1956*	Total S. S. Enrolment 1956	Cradle Roll and Nursery Population	Cradle Roll and Nursery Enrolment
S.B.C.	95,471,000	85.0	6,823,713	9,112,976	648,745
Alabama	3,135,000	67.9	469,138	312,742	40,815
Arizona	1,057,000	87.3	29,816	112,307	2,951
Arkansas	1,815,000	77.6	210,740	172,507	16,648
California	13,433,000	93.7	112,292	1,222,447	10,443
Colorado	1,612,000	97.9	13,272	158,257	1,646
District of Columbia	866,000	64.5	27,879	89,749	2,983
Florida	3,770,000	78.1	333,684	343,365	36,038
Georgia	3,712,000	69.1	588,708	382,962	58,282
Illinois	9,432,000	92.4	119,019	815,379	11,545
Kansas	2,103,000	96.0	21,609	196,279	2,334
Kentucky	3,017,000	93.1	429,094	286,796	40,335
Louisiana	3,004,000	67.0	261,200	326,051	26,121
Maryland	2,812,000	83.4	46,353	255,889	5,330
Mississippi	2,124,000	54.6	289,570	239,214	24,324
Missouri	4,255,000	92.4	332,800	364,707	35,942
New Mexico	815,000	92.5	56,346	99,628	6,762
North Carolina	4,423,000	73.4	735,290	444,774	61,029
Ohio	9,069,000	93.5	19,070	835,810	1,812
Oklahoma	2,237,000	91.0	312,948	196,246	31,285
Oregon-Washington	4,385,000	97.8	20,720	401,805	2,362
South Carolina	2,353,000	61.1	397,380	253,669	37,355
Tennessee	3,466,000	83.9	512,084	322,678	41,478
Texas	8,925,000	87.2	1,095,497	912,573	116,122
Virginia	3,651,000	77.8	363,316	367,142	32,335
Alaska			3,253		308
Hawaii			7,548		717
Mexican			15,079		1,432

*Latest information on race by state available.

TOTAL POPULATION AND SOUTHERN BAPTIST SUNDAY SCHOOL ENROLMENT, BY STATE AND BY DEPARTMENT—1956—(Continued)

State	Beginner Population	Beginner Enrolment	Primary Population	Primary Enrolment	Junior Population	Junior Enrolment
S.B.C.	4,221,287	522,002	6,146,376	754,664	7,229,717	930,287
Alabama	146,342	37,062	234,487	50,667	275,818	64,741
Arizona	51,601	2,863	72,302	4,264	85,046	5,158
Arkansas	83,075	15,173	135,307	22,760	159,156	28,450
California	561,120	9,934	777,507	17,068	914,550	21,335
Colorado	72,486	1,407	101,579	1,991	119,483	2,124
District of Columbia	35,688	1,924	33,821	3,457	39,782	3,736
Florida	153,723	28,697	221,179	42,712	262,163	51,387
Georgia	177,539	47,096	269,162	67,113	318,604	80,064
Illinois	376,123	9,164	636,209	13,211	630,720	16,307
Kansas	91,511	2,010	127,697	2,852	150,205	3,393
Kentucky	134,443	31,324	217,080	45,913	255,343	57,070
Louisiana	151,234	19,850	212,260	28,993	249,672	38,262
Maryland	120,064	3,940	175,642	6,860	206,601	7,741
Mississippi	111,424	21,139	164,966	30,405	194,403	38,513
Missouri	170,041	23,286	248,312	36,941	282,080	44,328
New Mexico	46,059	4,902	62,398	7,156	73,356	8,790
North Carolina	208,144	59,556	325,111	77,205	382,415	92,646
Ohio	384,725	1,449	541,633	2,117	637,101	2,893
Oklahoma	91,653	21,593	149,674	32,860	176,007	40,003
Oregon-Washington	188,880	2,134	275,050	3,066	333,520	3,294
South Carolina	120,543	30,202	184,439	41,329	216,947	50,866
Tennessee	160,534	35,848	239,821	55,305	282,091	67,596
Texas	421,704	82,163	590,881	117,218	685,029	145,702
Virginia	172,581	27,249	249,859	40,328	263,886	49,048
Alaska		247		361		443
Hawaii		574		838		1,026
Mexican		1,146		1,674		2,051

State	Intermediate Population	Intermediate Enrolment	Young People Population	Young People Enrolment	Adult Population	Adult Enrolment
S.B.C.	6,102,146	737,724	10,486,865	639,680	52,181,833	2,590,651
Alabama	232,800	51,605	344,989	48,321	1,587,822	175,927
Arizona	71,782	3,483	132,080	2,024	531,872	8,468
Arkansas	134,334	24,446	172,189	20,442	663,462	82,821
California	771,914	15,047	1,471,895	9,203	7,713,467	29,187
Colorado	100,848	1,327	183,290	995	876,057	3,782
District of Columbia	33,578	2,480	89,949	2,398	543,433	10,901
Florida	219,588	38,374	433,909	27,028	2,138,073	109,448
Georgia	267,225	62,403	414,990	52,984	1,883,518	250,766
Illinois	533,251	13,092	975,071	12,140	5,588,147	43,850
Kansas	126,778	2,701	225,078	1,556	1,186,452	6,763
Kentucky	215,518	47,200	326,457	39,042	1,581,363	168,201
Louisiana	210,733	29,264	355,084	22,996	1,618,956	98,734
Maryland	174,378	5,099	326,764	3,245	1,562,642	14,321
Mississippi	163,779	30,115	215,691	27,219	1,024,893	117,855
Missouri	246,529	36,275	443,697	28,953	2,489,737	126,465
New Mexico	61,949	8,423	84,703	5,240	376,867	17,073
North Carolina	323,772	77,941	525,665	80,147	2,214,119	286,764
Ohio	587,738	2,059	1,003,160	1,793	5,123,885	7,247
Oklahoma	148,597	34,424	228,106	27,852	1,246,668	18,921
Oregon-Washington	273,071	2,466	457,290	1,948	2,465,374	5,450
South Carolina	183,112	42,123	279,857	37,354	1,114,433	155,161
Tennessee	238,096	56,329	390,880	51,721	1,842,160	203,809
Texas	586,630	112,836	1,015,472	99,650	4,702,711	421,766
Virginia	248,081	37,422	410,699	32,335	1,908,732	144,599
Alaska		351		306		1,236
Hawaii		815		709		2,867
Mexican		1,629		1,418		5,729

SUNDAY SCHOOL ENROLMENT, SOUTHERN BAPTIST CHURCHES, BY LOCATION—1956-1955

S.B.C. and States	Total S. S. Enrolment			Open Country		Village		Town		City	
	1956	1955	% Gain	1956	% Gain	1956	% Gain	1956	% Gain	1956	% Gain
S.B.C.	6,823,713	6,641,715	2.7	1,645,913	1.8	843,012	-5.5	921,912	-1.9	3,795,397	5.8
Alabama	469,138	458,405	2.3	138,891	1.8	39,881	-7.0	89,208	3	247,551	5.3
*Alaska	3,253	8,178	2.4	135	25.0			111	-5.7	3,037	2.2
**Arizona	20,816	33,533	-16.2	423	106.8	1,789	4.7	2,731	-2.5	24,839	-17.6
Arkansas	210,740	406,155	2.1	40,115	-9	23,020	2.4	39,515	-4.7	114,090	5.3
California	112,292	99,815	12.7	2,069	-11.0	2,329	11.8	11,215	7.1	85,345	14.1
Colorado	13,272					253		1,409		11,700	
District of Columbia	27,879	39,505	-0.5							27,879	-6.8
Florida	333,684	519,513	1.1	37,472	4.8	15,337	-13.4	49,337	1.1	239,208	6.8
Georgia	588,708	571,161	4.1	161,363	3.0	34,533	1.8	73,441	-7.2	312,018	4.7
Iowa	7,546	6,121	23.3					869	16.3	6,677	23.7
Illinois	110,019	118,515	4.8	18,093	1.2	15,897	10.7	17,810	-2.3	59,389	6.7
Indiana	21,809	19,308	13.1	3,304	-4	509	1.1	3,892	7.3	16,234	16.6
Kentucky	429,094	421,833	1.9	123,177	2.8	99,593	-9.9	15,475	-5.9	193,218	6.7
Louisiana	261,200	201,493	1.9	83,181	3.5	19,821	-11.1	38,025	3.7	140,085	6.6
Maryland	46,353	48,222	7.2	4,423	8.3	2,531	12.7	7,895	1.5	32,221	7.5
Mississippi	289,570	287,592	.8	94,753	-1	30,081	-9.1	41,271	-4	118,430	4.8
Missouri	322,800	447,847	1.5	52,182	-4	49,706	4.3	61,539	1.1	178,363	1.7
New Mexico	50,346	91,155	2.5	2,151	-8.1	3,988	-9.0	3,572	5.3	42,595	3.8
North Carolina	738,290	724,215	1.5	219,315	5.4	85,331	-13.9	101,139	-3.8	197,128	5.0
Ohio	19,670	19,517	20.1	307	-2.3	1,383	7.8	1,797	1.0	18,883	26.1
Oklahoma	312,049	345,909	3.8	31,855	5	27,710	-4.7	15,854	-2.2	204,099	4.8
Oregon-Washington	30,720	17,061	19.9	310	287.3	188	13.2	3,133	26.0	17,083	18.2
South Carolina	307,390	389,374	1.9	130,324	6	23,807	-16.2	39,313	-2.3	138,845	7.2
Tennessee	512,084	513,591	3	151,310	9	49,833	-3.7	43,793	-6.4	253,292	1.9
Texas	1,095,497	1,064,322	3.9	353,336	-2.1	72,571	-7	147,884	2.4	784,304	5.3
**Mexico	15,079	17,500	-13.3								
Virginia	363,316	452,576	3.1	81,737	-1.9	30,080	-8.5	10,159	-12.0	201,110	10.9

*Incomplete report for some churches in Alaska.
 **Many churches now in Colorado Convention were included with Arizona in 1955.
 - Incomplete report.

VACATION BIBLE SCHOOL REPORT—1956

States	Total Schools	Total Enrolment	Number of Schools By Types							Mission Operating			Cost of Schools	Pupils in S. S. Sch'y		
			Anglo		Spanish Schools	Indian Schools	Negro Schools	Misc. Schools	Jointed Church	Congregational	Total	Co-operative Program			% of Total	
			Church Schools	Wesleyan Schools												
S.B.C.	23,038	2,733,960	23,280	1,266	234	77	1,033	97	15,307	54,016	\$ 463,421	\$ 322,497	69.6	\$1,885,102	208,304	
Alabama	2,709	235,493	2,218	35	5	1	1	1	1,256	3,800	34,093	24,397	71.6	116,740	18,169	
Alaska	197	15,879	133	40	12	8	5	5	111	619	3,892	3,261	83.6	11,714	2,284	
Arizona	800	79,800	746	51					24	1,443	10,514	8,142	77.3	37,312	7,300	
California	621	53,058	459	89	10	2	1	1	324	1,963	11,431	8,573	75.0	38,858	5,128	
Colorado	92	7,329	79	89	1				25	321	1,097	1,493	92.7	4,551	1,710	
District of Columbia	47	5,979	41	8					56	208	2,195	687	29.1	13,093	714	
Florida	926	167,891	832	99					34	712	2,983	24,692	17,383	79.3	91,507	12,278
Georgia	1,078	228,039	1,399	30					47	987	3,788	35,834	24,838	59.3	137,607	18,413
Iowa	553	45,823	519	31					322	836	11,540	1,517	51.6	36,043	4,326	
Kansas	126	10,915	103	21					2	68	201	2,227	83.9	6,008	1,273	
Kentucky	1,847	178,249	1,615	185					1,028	2,461	27,825	18,407	66.5	116,065	16,145	
Louisiana	959	195,391	884	59					495	1,670	16,894	8,940	59.7	78,801	7,284	
Maryland	142	15,375	118	24					146	677	6,421	5,312	82.7	15,530	1,776	
Maryland	1,228	125,307	1,268	40					38	1,320	16,488	11,526	70.9	71,438	8,415	
Massachusetts	1,478	130,507	1,371	83					10	751	2,889	28,342	92.9	95,337	10,789	
New Mexico	318	28,172	200	44	45	18	9		188	898	5,251	4,017	76.5	19,374	4,140	
North Carolina	2,764	282,797	2,651	59					54	2,238	5,606	40,664	72.0	138,882	12,974	
Ohio	85	8,381	88	17					78	422	2,227	1,434	64.3	5,394	1,484	
Oklahoma	1,248	117,068	899	77					19	2,796	19,492	11,591	59.4	82,010	8,899	
Oregon-Washington	136	11,270	106	30					63	827	2,766	2,260	81.7	8,498	1,094	
South Carolina	1,301	144,520	1,318	85					18	842	2,398	19,782	73.6	99,852	7,505	
Tennessee	1,998	195,892	1,799	89					106	1,073	4,313	29,350	21,143	72.0	138,882	12,974
Tennessee	3,472	428,083	3,414	128					158	2,182	8,551	75,348	56.2	213,798	23,437	
Texas	1,064	135,793	1,038	45					10	828	2,602	18,542	69.3	58,311	7,207	
Virginia	22	2,130	15	7					3	7	542	282	52.0	3,137	489	
Virginia	117	22,592	18	1					83	11	278	713	61.9	10,315	8,065	

THE SOUTHERN BAPTIST HANDBOOK

BAPTIST HIGHLIGHTS

TRAINING UNION ENROLMENT, SOUTHERN BAPTIST CHURCHES, BY LOCATION—1956-1955

S.B.C. and States	Total Training Union Enrolment			Open Country		Village		Town		City	
	1956	1955	% Gain	1956	% Gain	1956	% Gain	1956	% Gain	1956	% Gain
S.B.C.	2,316,354	2,223,603	4.4	576,298	2.2	209,563	-4.0	316,168	-0.6	1,207,431	8.1
Alabama	189,930	184,185	3.1	66,021	1.7	13,333	-6.3	26,601	-0.5	79,370	8.2
*Alaska	1,360	1,305	4.2	34	27.8					1,326	5.3
**Arizona	11,337	14,210	-29.0	216	112.9	825	2.8	1,144	-28.8	3,383	-21.4
Arkansas	95,863	94,452	1.5	22,854	-2.1	12,481	-1.8	14,783	-3.6	46,553	3.8
California	44,990	39,510	13.0	1,108	3.6	473	3.3	1,509	15.1	39,189	14.2
Colorado	6,939					55		629		5,225	
District of Columbia	5,515	5,755	-2.4							5,515	-2.4
Florida	112,166	105,651	4.9	13,413	3.2	6,344	-5.8	5,207	-1.3	38,215	9.0
Georgia	141,795	177,013	4.4	38,537	3.7	12,913	5	22,723	-9.9	39,599	9.8
Hawaii	1,833	1,588	15.5					315	33.8	1,573	9.0
Illinois	35,979	31,386	8.5	4,055	-2.2	6,256	18.2	5,235	2.7	20,229	10.5
Indiana	9,177	8,158	12.5	862	-9.5	310	-29.3	1,593	8.1	3,841	17.5
Kentucky	108,400	104,789	3.4	31,394	5.1	18,150	-11.1	18,599	-5.3	33,851	11.1
Louisiana	121,953	119,134	2.3	31,401	1.8	14,592	-10.7	15,413	1.6	52,496	6.5
Maryland	11,139	9,529	15.7	1,259	31.9	332	21.4	1,741	8.8	7,447	15.9
Mississippi	125,292	128,177	-1	63,144	-1.8	15,458	-13.4	18,267	1.0	42,433	7.1
Missouri	95,581	93,401	3.4	17,353	-4.3	13,513	3.0	15,038	7.8	38,080	2.3
New Mexico	22,604	21,695	4.0	1,406	-10.5	1,732	-14.1	2,684	1.1	18,720	9.8
North Carolina	177,110	155,791	1.7	85,391	5.5	19,524	-9.4	25,334	-1	31,337	7.4
Ohio	6,785	5,024	32.5	201	8.1	89	63.8	332	15.4	4,632	43.3
Oklahoma	121,949	119,342	1.7	15,953	2.7	15,125	-0.5	13,722	-4.1	72,338	5.3
Oregon-Washington	7,823	7,225	13.0	137	224.3	50	-5.4	1,295	11.5	5,421	7.9
South Carolina	131,759	127,175	3.4	31,737	-1	5,214	-14.3	15,759	-1.0	31,259	12.8
Tennessee	158,244	150,013	2.1	51,468	4.3	14,399	1.6	16,431	-10.9	50,340	4.2
Texas	451,824	428,335	5.4	63,377	-5	33,539	-1	20,193	3.0	298,224	7.2
***Mexican	7,704	5,000	-1.2								
Virginia	56,398	57,594	7.9	17,093	3.6	5,508	8.6	7,878	-7.7	35,218	14.3

* Incomplete report for some churches in Alaska.
 ** Many churches now in Colorado Convention were included with Arizona in 1955.
 *** Report incomplete.

W. M. U. ENROLMENT, SOUTHERN BAPTIST CHURCHES, BY LOCATION—1956-1955

S.B.C. and States	Total W.M.U. Enrolment			Open Country		Village		Town		City	
	1956	1955	% Gain	1956	% Gain	1956	% Gain	1956	% Gain	1956	% Gain
S.B.C.	1,267,569	1,245,358	1.5	240,052	2.5	101,374	-5.0	218,929	-3.5	706,867	4.6
Alabama	51,851	53,874	2.3	13,823	4.0	6,986	-5.9	16,184	-9.8	43,053	6.3
* Alaska	537	541	-7	0				16	77.8	512	-2.1
** Arizona	4,734	5,530	-23.6	50	4.8	300	-23.8	894	-26.0	3,940	-23.5
Arkansas	38,375	39,674	-3	1,133	-4.2	2,915	6.3	7,097	8.4	22,287	2.2
California	16,836	15,724	7.7	332	-9.8	292	28.6	1,621	-10.5	14,491	10.6
Colorado	2,418					135		225		2,082	
District of Columbia	4,229	4,338	-2.6							4,229	-2.6
Florida	55,359	51,688	3.6	5,018	3.0	2,877	-12.4	10,384	8.0	37,310	3.2
Georgia	121,149	115,130	4.3	23,957	5.1	1,544	-5.1	19,496	-7.5	70,921	4.7
Hawaii	1,582	1,308	17.1					349	57.8	1,308	5.4
Illinois	18,445	13,784	3.3	1,778	5.3	1,833	12.5	3,064	2.7	11,770	12.3
Indiana	3,735	3,444	8.1	115	-1.8	114	-17.4	785	24.2	1,531	7.6
Kentucky	59,220	53,259	-1	12,148	2.1	7,937	-1.2	12,953	-5.4	32,182	2.9
Louisiana	43,597	46,538	-6.6	9,594	-7.1	4,284	-18.3	8,599	-1.9	34,130	-1
Maryland	5,405	7,991	10.7	731	8.6	502	15.1	1,128	-1.8	6,044	13.5
Mississippi	65,715	59,802	-2	12,815	-7	5,730	-12.7	12,891	3.2	24,979	2.1
Missouri	37,923	37,387	-5	5,717	-1	8,488	6.5	14,601	-1.8	25,287	3.5
New Mexico	9,279	5,121	5.5	358	7.9	400	-27.3	1,397	7.5	7,082	3.4
North Carolina	152,506	148,103	3.2	15,599	7.7	14,348	-8.5	26,470	-1.4	63,722	8.5
Ohio	2,007	1,408	41.7	15	-82.7	60	-13.7	287	78.2	1,504	50.6
Oklahoma	48,539	47,124	3.0	4,069	17.1	3,533	-5.9	8,666	-2.1	31,398	4.1
Oregon-Washington	2,555	1,941	31.5	41	86.2	53	140.3	390	11.1	2,060	33.7
South Carolina	101,855	99,810	2.4	32,382	1.8	6,301	-10.5	14,602	-3.7	47,800	3.5
Tennessee	82,433	82,441	-1	17,124	1.1	8,795	1.6	11,252	-11.0	47,201	2.4
Texas	168,872	167,554	1	11,435	-4	12,317	-4	28,644	-1.4	116,573	1.4
***Mexican	4,627	5,590	-15.8								
Virginia	97,285	88,779	1.3	26,723	6	8,017	-4.1	13,075	-10.4	61,188	3.3

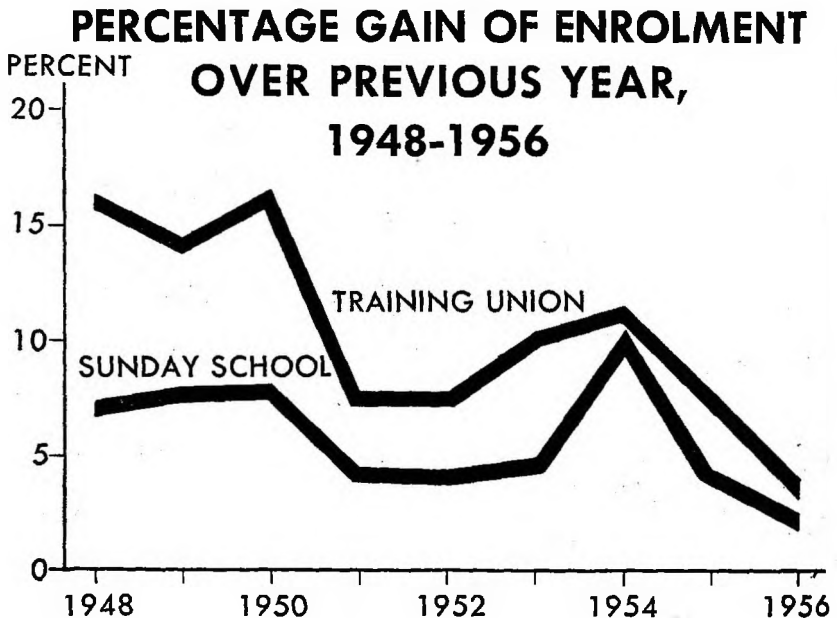
* Incomplete report for some churches in Alaska.
 ** Many churches now in Colorado Convention were included with Arizona in 1955.
 *** Report incomplete.

BROTHERHOOD ENROLMENT, SOUTHERN BAPTIST CHURCHES, BY LOCATION—1956-1955

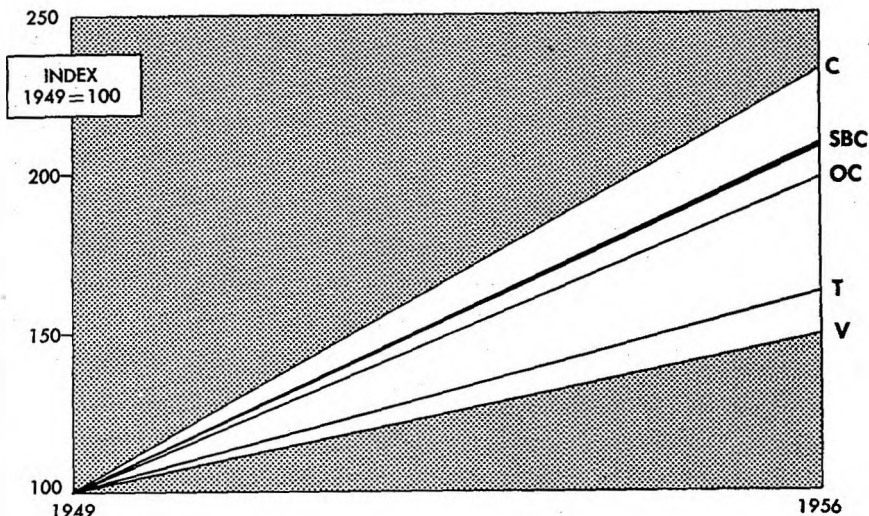
S.B.C. and States	Men's Brotherhood			R.A. 1956	Brotherhood Enrolment, Men and R.A.—1956				
	1956	1955	% Gain		O.C.	V.	T.	C.	Total
S.B.C.	312,195	289,307	7.9	133,435	76,382	29,287	65,592	272,779	446,630
Alabama	18,360	15,710	17.1	10,029	5,540	1,756	3,986	17,137	28,419
*Alaska	170	205	-17.1	65				235	235
**Arizona	1,419	2,030	-30.1	569	30	71	208	1,709	2,018
Arkansas	8,781	8,718	.7	3,263	1,463	751	2,030	7,830	12,074
California	5,648	5,284	6.9	2,597	182	173	700	7,240	8,245
Colorado	859			237			31	1,065	1,066
District of Columbia	1,375	1,331	3.3	215				1,590	1,590
Florida	13,483	11,545	16.8	6,565	2,303	1,149	2,925	13,671	20,048
Georgia	33,651	32,132	4.7	14,724	9,656	1,861	6,351	30,507	48,376
Hawaii	465	247	88.3	187			81	571	652
Illinois	5,035	4,923	2.3	1,329	493	649	881	4,341	6,364
Kansas	809	851	-4.9	702	41	32	246	1,192	1,511
Kentucky	13,996	10,833	28.2	6,992	3,676	1,767	3,960	11,595	20,988
Louisiana	14,301	13,499	5.9	5,875	5,634	1,370	2,724	9,948	20,176
Maryland	1,592	1,181	34.8	858	227	140	323	1,780	2,460
Mississippi	11,244	10,784	4.3	6,252	4,679	1,676	3,204	7,937	17,466
Missouri	16,168	15,996	1.1	6,490	3,185	2,340	4,951	11,682	22,656
New Mexico	2,765	2,885	-4.2	1,294	262	245	549	3,003	4,059
North Carolina	27,547	25,041	10.0	15,290	13,058	2,762	7,072	19,944	42,837
Ohio	561	235	138.7	230	40	23	48	678	781
Oklahoma	18,049	17,936	.6	3,118	1,886	1,603	3,541	14,637	21,167
Oregon-Washington	742	544	36.4	262	39	14	170	811	1,024
South Carolina	16,084	14,249	12.9	10,872	5,492	1,574	3,327	12,563	26,656
Tennessee	17,406	16,154	7.8	8,276	5,334	1,812	2,834	15,702	25,682
Texas	71,809	70,880	1.3	18,024	5,900	5,219	12,664	65,750	89,833
Mexican	987	859	14.9	623					1,610
Virginia	8,859	5,255	68.6	8,407	3,791	1,310	2,485	9,680	17,266

*Incomplete report for some churches in Alaska.

**Many churches now in Colorado Convention were included with Arizona in 1955.



INCREASE IN TOTAL GIFTS, SBC CHURCHES, BY LOCATION 1949-1956



IF EVERY SOUTHERN BAPTIST WERE A TITHER . . .

	PER CAPITA	TOTAL
The estimated income of 8,474,741 Southern Baptists in 1955 was \$1,394 per capita	\$1,394	\$11,813,101,130
If every Southern Baptist gave scripturally in proportion to his income, instead of this kind of picture in 1955	\$39.51	\$334,836,283
We would have this picture, which should be the goal of Southern Baptists in giving	\$139.39	\$1,181,310,113

TOTAL GIFTS, SOUTHERN BAPTIST CHURCHES, BY LOCATION—1956-1955

S.B.C. and States	Total Gifts			Desert Country			Village			Town			City			
	1956	1955	% Gain	Per Capita	1956	% Gain	Per Capita	1956	% Gain	Per Capita	1956	% Gain	Per Capita	1956	% Gain	Per Capita
S.B.C.	372,136,675	353,356,259	11.1	32.73	54,925,144	11.7	23.75	22,998,766	4.0	90.89	40,501,900	5.3	41.10	247,131,976	12.9	31.86
Alabama.....	25,391,042	40,125,377	19.2	35.77	4,311,212	18.1	18.91	1,435,500	8.1	24.91	3,203,227	19.1	41.69	14,444,273	16.7	52.79
Alaska.....	291,396	609,276	12.1	70.69	7,306	60.4	101.59	1,200	25.9	90.99	9,269	6	75.53	274,944	11.7	70.23
Arizona.....	11,581,421	2,109,258	-17.9	15.89	15,180	30.9	19.87	100,193	25.9	90.99	142,123	-20.7	15.98	1,490,975	-18.5	39.57
Arkansas.....	11,572,437	10,080,915	11.0	50.94	1,337,188	14.4	42.53	337,911	10.4	23.98	1,400,80	1.2	31.57	7,959,157	-12.5	52.19
California.....	5,106,904	5,083,970	20.1	58.11	90,712	5.6	47.25	82,827	20.1	45.31	512,285	12.5	52.19	5,121,277	21.1	59.16
Colorado.....	812,350	2,470,306	1.8	71.94	12,119	12.9	18.49	11,014	1.8	40.37	68,053	9.9	57.95	2,332,955	5.5	53.15
Dist. of Columbia	2,919,957	17,855,315	19.5	91.27	1,589,663	13.9	33.51	858,367	2.9	90.60	2,439,312	0.8	12.04	19,533,531	1.8	71.81
Florida.....	20,186,268	17,855,315	12.1	36.71	9,211,963	15.2	18.48	1,338,533	3.5	25.92	3,482,806	2.5	38.10	19,562,758	12.9	51.93
Georgia.....	297,597	155,912	42.7	33.74	718,561	14.3	17.94	343,225	0.5	31.17	21,955	2.6	52.59	244,339	45.9	32.29
Idaho.....	3,711,981	3,291,161	22.2	41.94	718,561	14.3	17.94	343,225	0.5	31.17	21,955	2.6	52.59	244,339	45.9	32.29
Illinois.....	1,499,548	1,500,919	22.6	33.3	99,751	10.9	42.69	25,913	3.5	41.84	131,533	12.0	47.39	5,948,233	14.4	52.11
Indiana.....	18,573,931	15,537,131	5.9	35.81	8,063,905	10.9	17.15	1,513,971	-1.4	26.01	2,194,132	-4.9	39.96	9,095,299	26.1	32.96
Iowa.....	19,918,421	19,217,572	11.2	47.50	2,943,856	11.5	26.73	1,117,096	-1.5	36.66	2,313,811	11.7	43.59	10,035,632	12.9	59.60
Kentucky.....	2,307,337	2,233,353	13.9	37.74	203,029	39.3	33.93	100,216	35.3	57.23	310,359	15.7	69.25	1,893,272	16.9	53.99
Louisiana.....	13,500,511	14,852,511	19.5	57.15	3,053,544	18.5	39.56	1,515,007	3.7	28.99	2,087,013	15.2	33.33	8,289,141	5.8	35.34
Maine.....	17,519,710	10,863,461	7.4	42.37	1,815,511	5.0	23.59	1,012,392	13.1	25.74	2,331,093	1.3	37.48	11,297,937	7.6	66.00
Maryland.....	3,216,170	3,093,319	4.3	39.11	33,918	1.0	80.02	172,880	-1.4	39.16	249,666	3.9	91.20	3,093,319	5.7	52.32
Massachusetts.....	49,581,519	51,237,915	11.5	42.10	9,920,920	13.1	27.86	2,061,80	-2.1	35.47	5,093,337	3.5	33.56	17,900,004	13.9	60.59
Michigan.....	1,009,867	306,901	32.6	33.51	35,072	38.5	54.10	18,102	29.1	62.06	1,81,883	7.9	35.19	911,140	35.3	71.59
Minnesota.....	17,553,597	19,059,797	19.1	40.97	1,065,700	19.1	1,377,700	1,377,700	-4	60.13	2,270,706	0.9	33.90	12,924,076	19.3	47.44
Mississippi.....	967,181	900,582	15.1	46.80	111,900	18.2	39.91	17,700	19.9	11.17	113,214	11.2	9.40	900,120	19.3	64.21
Missouri.....	3,043,151	3,551,819	5.9	46.80	3,713,797	5.1	39.91	1,032,119	-1.9	14.90	2,684,018	1.4	47.31	11,478,485	12.5	51.21
Montana.....	51,191,399	28,597,072	7.7	57.19	4,362,886	10.5	19.10	1,495,280	3.9	40.21	2,293,251	9	38.42	16,715,862	5.2	53.44
Nebraska.....	72,981,301	69,473,742	9.9	19.19	3,085,929	2.2	39.31	3,085,914	9.4	33.47	3,411,895	3.3	43.68	60,790,206	10.9	55.24
Nevada.....	230,519	139,000	51.0	22.91	27,10	-2	27.10	1,300,346	10.1	39.22	1,531,959	-4.3	41.53	11,637,368	15.9	62.84
New Hampshire.....	15,075,790	10,226,900	11.4	13.31	3,228,533	-2	27.10	1,300,346	10.1	39.22	1,531,959	-4.3	41.53	11,637,368	15.9	62.84

*Excludes report for some churches in Alaska.
 **Many churches now in Colorado Conference were included with Arizona in 1956.

**THE HEART OF
SOUTHERN BAPTIST STEWARDSHIP**

	1956	PER MEMBER
TOTAL GIFTS	\$372,136,675	\$42.73
MISSION GIFTS	64,954,516	7.46
COOPERATIVE PROGRAM	13,210,280	1.52
FOREIGN MISSIONS	12,474,639	1.43

**Is Our Heart
BIG ENOUGH?**

NUMBER OF CHURCHES WHOSE TOTAL GIFTS WERE A SPECIFIED SIZE

S.R.C. and States	Total Ch ^o	Total Gifts																							
		Total Churches by Location				Less Than \$1,000				\$1,000 To \$4,999				\$5,000 To \$9,999				\$10,000 To \$49,999				\$50,000 and Above			
		OC	V	T	C	OC	V	T	C	OC	V	T	C	OC	V	T	C	OC	V	T	C	OC	V	T	C
S.B.C.	30,324	14,020	5,328	3,738	7,288	5,811	364	89	83	7,503	2,662	701	744	2,434	1,259	1,076	1,147	1,058	444	1,910	3,006	1,111	38	1,113	
Alabama	7,709	1,531	1,704	451	390	587	30	7	0	919	280	52	91	175	51	74	0	51	20	114	200	0	0	0	0
Alaska	19	1	0	2	19	0	0	0	1	0	0	0	0	0	0	0	0	0	0	0	0	0	0	0	0
Arizona	197	7	21	25	92	5	3	0	0	9	0	0	14	0	0	11	0	0	2	1	0	0	0	0	0
Arkansas	1,176	514	451	154	234	173	45	0	0	204	154	42	23	34	49	51	47	10	12	51	117	0	0	0	0
California	853	18	28	0	0	0	0	0	0	11	22	0	0	0	0	0	114	0	0	16	140	0	0	0	0
Colorado	0	0	0	20	73	0	0	0	0	0	0	12	20	0	0	0	0	0	0	0	0	0	0	0	0
District of Columbia	33	0	0	0	0	0	0	0	0	0	0	0	0	0	0	0	0	0	0	0	0	0	0	0	0
Florida	1,098	555	169	169	333	0	15	0	2	183	88	31	0	73	13	53	37	31	14	88	210	0	0	0	0
Georgia	2,305	1,024	510	304	513	123	43	10	0	514	245	54	70	221	73	83	58	43	10	143	260	0	0	0	0
Hawaii	18	0	0	0	0	0	0	0	0	0	0	0	0	0	0	0	0	0	0	0	0	0	0	0	0
Illinois	755	201	150	123	221	84	20	7	5	159	91	89	45	61	31	15	68	5	5	22	59	0	0	0	0
Indiana	180	9	10	21	70	1	1	0	0	5	7	13	15	2	1	0	29	1	1	3	30	0	0	0	0
Iowa	4,951	1,300	911	441	304	412	70	1	0	553	0	43	23	122	93	70	11	23	31	14	145	0	0	0	0
Kansas	1,194	524	197	155	256	53	3	1	0	334	52	23	20	100	53	47	31	30	33	92	141	0	0	0	0
Louisiana	388	25	13	23	70	0	0	0	0	10	0	7	1	10	0	5	5	5	5	10	37	0	0	0	0
Maine	1,751	1,007	379	175	207	204	27	0	0	535	145	19	11	200	79	50	52	47	27	103	103	0	0	0	0
Massachusetts	1,727	777	421	213	284	212	52	1	1	480	259	63	11	83	67	73	34	10	20	127	151	0	0	0	0
Michigan	219	37	47	21	93	11	3	0	0	19	61	14	9	7	4	0	11	0	0	14	34	0	0	0	0
Minnesota	3,221	2,026	315	314	354	345	17	2	4	320	157	33	33	150	142	75	34	214	72	194	281	0	0	0	0
Mississippi	92	9	0	12	33	0	0	0	0	1	0	1	0	1	2	0	23	4	1	9	29	0	0	0	0
Montana	1,437	412	275	203	257	131	23	1	0	625	132	31	25	97	73	71	39	9	5	40	197	0	0	0	0
Nebraska	124	4	2	30	33	0	0	0	0	0	0	0	0	0	0	0	0	0	0	0	0	0	0	0	0
Nevada	1,420	811	143	180	230	0	0	0	0	333	61	0	0	211	19	66	20	159	33	104	179	0	0	0	0
New Hampshire	4,333	1,534	551	274	310	509	50	2	0	844	132	39	43	211	33	29	53	36	25	60	212	0	0	0	0
New Jersey	3,717	1,397	732	391	1,389	176	51	0	0	393	259	32	133	181	213	133	273	0	73	335	637	0	0	0	0
New Mexico	593	1	0	81	206	0	0	0	0	0	0	0	0	0	0	0	0	0	0	0	0	0	0	0	0
New York	1,306	513	267	192	237	125	14	1	0	0	0	0	0	139	60	42	26	79	39	73	135	0	0	0	0

*Incomplete report for some churches.
 **Many churches now in Colorado Convention were included with Arizona in 1955.
 ***Incomplete report.
 ****333 of these churches reported no total gifts (including all 500 Mexican churches).



MISSION GIFTS, SOUTHERN BAPTIST CHURCHES, BY LOCATION—1956-1955

S.B.C. and States	Mission Gifts				Open Country				Wages				Own				Gift			
	1955		1956		1955		1956		1955		1956		1955		1956		1955		1956	
	Total	% Gain	Total	% Gain	Total	% Gain	Total	% Gain	Total	% Gain	Total	% Gain	Total	% Gain	Total	% Gain	Total	% Gain	Total	% Gain
S.B.C.	81,954,518	58,360,247	11.9	7.46	6,738,656	14.8	2.21	2,051,411	2.2	4.12	8,104,215	9.1	7.11	47,027,147	11.9	10.44				
Alabama	3,662,801	3,160,067	14.8	5.73	410,227	21.3	1.79	163,322	8.2	3.89	446,254	12.6	5.81	2,642,995	14.6	3.88				
Alaska	38,351	39,156	-2.1	9.33	1,391	48.1	21.81	0	0	0	51	-5.3	5.29	36,195	3.3	9.28				
Arizona	312,370	321,768	-2.9	10.51	2,431	95.2	5.98	11,795	17.8	7.55	18,179	-24.8	6.26	272,958	-2.4	11.24				
Arkansas	2,110,318	1,872,655	12.1	7.32	151,790	13.1	2.33	129,315	20.4	4.01	889,034	2.5	8.20	1,528,630	13.9	10.05				
California	866,603	564,395	33.3	5.25	8,935	2.7	6.18	0,335	23.8	5.42	80,375	2.3	8.18	733,706	32.6	5.55				
Colorado	112,063	0	0	10.09	0	0	0	0	0	0	0	0	0	0	0	0	0	0	0	0
District of Columbia	488,868	432,637	5.3	18.92	187,537	22.2	3.22	33,738	-7.2	3.61	358,726	33.1	3.34	2,871,403	13.2	10.26				
Florida	3,281,653	2,781,000	17.5	8.19	575,998	22.5	2.01	163,635	5.0	3.05	893,211	1.9	5.43	3,344,298	13.1	9.75				
Georgia	4,917,074	4,468,108	10.3	4.02	0	0	0	0	0	0	0	0	0	0	0	0	0	0	0	0
Hawaii	33,916	26,085	23.0	0	0	0	0	0	0	0	0	0	0	0	0	0	0	0	0	0
Illinois	923,787	830,032	11.9	5.54	114,810	17.1	1.13	74,876	11.2	5.28	126,091	5.1	3.47	513,010	12.5	3.75				
Indiana	153,184	129,468	16.0	7.32	3,534	32.1	4.38	2,646	6.2	4.09	22,955	24.5	3.54	123,393	18.8	7.98				
Iowa	3,528,197	3,285,320	7.9	5.32	515,365	18.1	2.35	247,745	-6.3	3.42	603,489	15.4	8.04	1,889,625	8.7	10.57				
Kansas	2,783,567	2,520,810	9.6	7.12	325,864	14.6	1.21	147,944	-1.0	5.57	37,993	23.0	7.25	337,884	14.8	10.42				
Louisiana	411,423	348,642	18.0	9.40	28,115	39.5	5.95	17,320	11.0	0	0	0	0	0	0	0	0	0	0	0
Maine	2,802,946	2,395,153	17.0	3.42	105,435	22.4	3.36	225,270	51.3	3.84	521,989	9.3	5.13	2,239,439	10.7	9.51				
Massachusetts	3,802,805	2,960,961	11.3	8.00	265,533	15.2	1.95	29,591	-9.6	8.52	68,491	8.0	5.23	3,165,233	9.5	10.40				
Michigan	827,301	583,048	7.1	8.51	18,986	3.3	3.11	385,050	10.4	4.57	828,552	5	3.64	3,393,625	12.7	11.81				
Minnesota	6,813,534	6,232,530	11.1	7.01	1,141,587	14.9	4.84	535,050	10.0	5.71	9,566	17.7	7.08	88,581	13.3	8.83				
Mississippi	104,543	73,660	42.1	3.17	0	0	0	0	0	0	0	0	0	0	0	0	0	0	0	0
Montana	3,254,429	2,944,074	10.1	7.81	177,752	21.4	2.31	176,672	4.3	3.38	461,281	10.4	5.97	2,438,717	10.2	3.80				
Nebraska	118,438	98,711	20.0	7.85	85	234.8	8.01	590	15.7	3.14	13,737	33	5.93	104,274	13.9	8.51				
Nevada	3,926,000	3,660,000	5	5.8	489,720	12	1.00	178,420	11.1	3.1	495,131	4	9.06	2,489,773	8	12.24				
New Hampshire	4,215,780	4,074,150	5	5.2	439,530	12	1.00	178,420	11.1	3.1	495,131	4	9.06	3,393,625	5	10.53				
New Jersey	13,702,911	12,334,380	11.1	9.21	577,114	11	4.85	551,430	3	5.00	1,616,060	11.4	7.81	10,658,294	11					



REVIEW OF FOREIGN MISSIONS 1940-1956

MISSION FIELDS



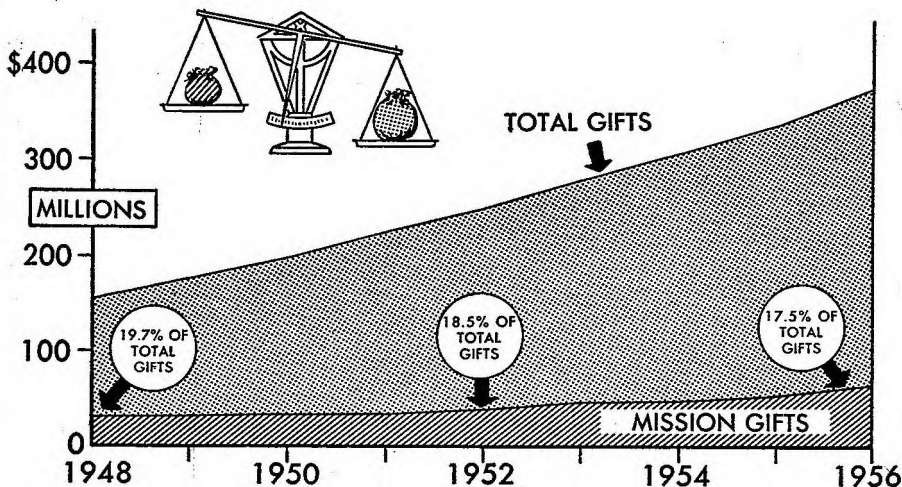
MISSIONARY PERSONNEL



OTHER HIGHLIGHTS—1956:

- 1,106 ordained national personnel serving
- \$12,474,639 received from SBC states by Foreign Mission Board
- Lottie Moon offering of \$4,659,166 in 1956. This does not include all of December, 1956 offering since accounts are closed on May 1 of the following year.

COMPARISON OF MISSION GIFTS AND TOTAL GIFTS, SBC, 1948-1956



AVERAGE PASTOR'S SALARY, BY MEMBERSHIP OF CHURCH— FULL-TIME CHURCHES—1956

S.B.C. and States	1 to 399	400 to 749	750 to 999	1,000 to 1,499	1,500 to 1,999	2,000 to 2,999	3,000 & Above
S.B.C.....	\$ 2,331	\$ 4,484	\$ 5,286	\$ 5,974	\$ 6,690	\$ 7,661	\$ 10,017
Alabama.....	2,055	4,527	5,265	5,857	7,411	7,619	9,313
*Alaska.....	2,939	5,700					
**Arizona.....	2,568	4,800	5,170	6,000	6,900		
Arkansas.....	2,163	4,381	5,069	5,859	6,478	7,700	10,000
California.....	2,758	4,902	5,695				
Colorado.....	2,834	6,000		7,087			
District of Columbia.....	4,255	4,950	5,900	6,374			10,325
Florida.....	2,534	4,507	5,260	5,869	6,937	7,470	9,657
Georgia.....	2,175	4,311	5,142	5,993	6,974	7,248	9,978
Hawaii.....							
Illinois.....	2,070	4,530	5,259	5,599	6,708		
Iowa.....	2,563	4,731					7,000
Kentucky.....	1,983	4,080	4,785	5,500	6,398	7,402	9,300
Louisiana.....	2,472	4,676	5,538	6,174	6,508	8,313	10,048
Maryland.....	2,822	4,525	4,688	8,144			
Mississippi.....	2,666	4,406	5,238	6,340	6,461	7,577	9,767
Missouri.....	2,214	4,371	5,125	6,115	6,579	8,410	10,322
New Mexico.....	2,535	4,786	5,117	5,838	6,506	7,217	
North Carolina.....	2,433	4,403	5,523	6,089	7,876	7,986	11,320
Ohio.....	2,927	4,806		5,200	5,800		
Oklahoma.....	2,063	4,266	5,188	5,402	5,923	7,165	9,342
Oregon-Washington.....	2,620	5,625					
South Carolina.....	2,669	4,827	5,556	6,355	7,078	8,060	9,800
Tennessee.....	2,067	4,284	5,160	5,944	6,782	7,606	9,775
Texas.....	2,477	4,696	5,387	5,990	6,492	7,719	10,873
***Mexican.....							
Virginia.....	2,462	4,412	5,229	6,138	6,645	7,427	10,000

*Incomplete report for some churches in Alaska.

**Many churches new in Colorado Convention were included with Arizona in 1955.

***Incomplete report.

¹ One church only.

VALUE OF CHURCH PROPERTY, SOUTHERN BAPTIST CHURCHES, BY LOCATION—1956-1955

S.B.C. and States	Total Value of Church Property			Open Country		Village		Town		City	
	1956	1955	% Gain	1956	% Gain	1956	% Gain	1956	% Gain	1956	% Gain
S.B.C.	1,491,385,336	1,223,453,684	12.7	1,098,819,788	12.2	59,308,192	4.5	193,465,143	5.1	1,018,306,933	15.5
Alabama	20,130,875	18,773,323	13.3	14,427,150	15.9	4,552,551	1.3	12,991,028	14.9	55,836,125	14.5
Arkansas	2,392,825	1,533,725	20.7	75,000	364.0	51,000	-14.5	301,000	15.1	1,779,425	27.5
California	16,708,105	41,553,345	12.9	1,573,200	7.0	2,599,285	14.1	8,540,898	1.1	33,225,067	15.1
Colorado	22,931,519	17,858,237	25.0	221,000	-3.5	133,725	23.8	1,718,200	15.3	20,849,304	30.2
Georgia	3,383,759	12,301,300	13.0	60,000	102.0	60,000	102.0	102,000	102.0	1,180,800	13.0
Florida	14,208,637	30,377,931	16.0	5,543,100	40.5	2,540,177	7.7	8,741,830	13.7	14,208,637	13.1
Illinois	71,257,113	102,870,159	14.5	19,065,317	22.7	1,391,735	1.9	15,000,140	5.2	54,552,527	17.3
Indiana	117,819,425	1,101,179	42.3	1,101,179	42.3	1,101,179	42.3	1,101,179	42.3	73,785,233	14.8
Iowa	1,307,763	1,101,179	42.3	1,101,179	42.3	1,101,179	42.3	1,101,179	42.3	1,445,459	57.2
Kansas	21,040,315	18,555,185	13.0	1,957,807	9.2	1,511,989	11.1	2,778,199	5.1	14,762,731	18.5
Kentucky	3,513,994	2,836,239	27.5	109,000	17.0	31,453	45.0	559,051	53.2	2,836,463	26.2
Louisiana	78,413,552	71,124,402	10.2	13,192,729	15.5	8,435,253	-2.8	13,468,025	5.7	46,314,540	12.7
Michigan	11,777,512	57,078,016	11.7	3,891,883	12.0	3,498,985	-4.1	9,142,482	18.1	15,144,239	12.2
Minnesota	12,303,745	11,512,357	6.9	988,000	10.9	510,809	25.1	1,444,200	-2.1	9,552,900	7.8
Mississippi	57,301,991	59,820,055	12.1	15,517,407	14.3	1,851,170	3.2	12,443,000	7.1	38,454,218	14.0
Missouri	51,379,861	27,159,581	10.9	1,050,315	11.2	4,509,155	12.3	10,571,450	13.0	43,149,100	9.7
New Mexico	11,571,283	11,075,275	7.2	259,000	-11.9	503,293	1.2	1,240,810	12.1	10,737,000	7.7
North Carolina	151,027,923	139,426,006	12.3	40,199,513	19.5	1,945,811	3.1	23,494,489	19.1	76,134,197	12.1
Ohio	5,087,523	2,537,500	30.0	50,000	1.7	240,000	24.0	210,500	-1.7	3,457,523	43.3
Oklahoma	33,914,141	39,351,568	10.1	5,001,359	20.0	3,015,533	5.5	7,887,200	1.3	30,229,999	11.5
Oregon	3,243,108	2,847,749	14.3	35,000	305.3	55,000	115.1	382,435	10.5	2,847,749	13.5
South Carolina	58,814,780	75,695,105	13.0	23,495,717	12.1	8,992,120	2.2	12,143,901	2.4	48,065,028	17.6
Texas	108,844,910	93,022,325	15.1	15,424,381	10.1	3,113,698	11.5	10,170,560	2.1	74,139,219	16.1
Tennessee	257,562,049	260,422,367	10.5	11,392,313	5.1	16,333,711	11.3	32,672,551	11.3	231,728,119	10.9
Virginia	59,782,592	73,283,173	11.1	15,281,027	6.8	6,064,476	7.8	9,668,276	-7.1	53,762,511	17.1

* Incomplete report for some churches in Alaska.
 * Many churches now in Colorado Convention now included with Arizona in 1955.
 * Figures in this report.

1956 RECEIPTS AND DISTRIBUTION OF MISSION AND BENEVOLENCE FUNDS BY STATE CONVENTIONS
 (Reported by State Executive Office Unless Otherwise Noted)

STATE	Value of State Baptist Office Building	Value of All Property Owned by State Convention	Endowment Trust of Pulpit and Funds	Contributions Received				Distribution of Funds									
				Cooperative Program (Undesignated)	Unassigned Southern Baptist Crusade	Designated State Missions	Designated Non-Baptist Causes	State Missions	Aggregation and Designated Gifts for Churches	Aggregation and Designated Gifts for State Baptist Schools	Aggregation and Designated Gifts for State Baptist Schools	Designated S.B.C. Causes sent through Executive Committee	Designated S.B.C. Causes sent through Executive Committee	Designated S.B.C. Causes sent through Executive Committee	S.B.C. % of Total Contributions	S.B.C. % of Total Contributions	
Alabama	1,300,000	1,120,000	700,000	32,292,871	595,104	395,421	16,450	313,210	223,804	818,823	702,197	559,408	35.6	23.7			
Arkansas	31,000	1,301,303	70,000	222,098	11,500	23,109	317	125,993	86,973	35,569	30,800	30,800	32.2	58.4			
California	149,979	0,360,875	32,524	1,303,848	151,206	94,984	473	291,300	159,345	301,833	446,200	184,200	24.8	27.3			
Colorado	126,000	1,071,000	381,307	905,519	31,188	60,443	417	535,192	42,561	31,602	112,154	31,436	19.9	22.2			
Georgia	56,000	56,000	160,000	31,727	25,278	22,434	125,993	139,527	35,432	55,189	31,727	22.1	28.2				
Florida	238,442	790,557	1,19,571	1,758,126	291,541	386,370	1,931	395,000	380,375	229,418	597,937	284,225	14.3	36.0			
Illinois	319,311	15,539,427	2,936,000	3,667,808	554,312	1,847,740	10,188	274,656	130,550	1,239,700	1,030,190	554,312	13.3	42.4			
Indiana	320,000	1,282,513	19,400	524,334	72,937	53,410	2,827	301,593	127,577	33,951	203,380	13,357	35.3	28.2			
Iowa	55,000	76,000	11,000	84,261	13,953	17,000	64,000	1,811	1,811	18,537	18,054	20.9	28.2				
Kansas	93,394	13,403,035	1,123,875	1,201,248	323,335	182,000	2,511	152,575	322,168	476,284	303,205	324,335	31.9	33.7			
Kentucky	112,446	379,791	1,751,553	1,879,379	322,158	759,340	25,203	928,565	125,512	305,000	509,937	322,326	32.5	31.2			
Louisiana	30,000	99,000	274,810	317,713	4,812	11,061	322	137,863	30,000	128,318	4,812	13,319	13.3	31.5			
Michigan	125,381	8,168,604	1,017,835	1,243,493	345,833	422,000	12,107	139,339	30,007	320,000	564,148	345,533	32.7	36.3			
Minnesota	182,783	1,847,513	982,327	1,775,173	330,401	303,163	3,764	302,598	30,000	282,668	327,001	306,251	35.3	39.1			
Mississippi	850,000	952,213	51,817	369,207	55,333	80,801	1,049	290,231	30,000	300,000	106,533	55,853	23.9	36.3			
Missouri	300,000	4,518,361	241,211	2,541,518	831,707	1,112,200	8,477	170,100	994,871	1,005,914	911,910	591,990	15.5	21.9			
North Carolina	15,000	30,000	40,000	5,269	1,182	1,182	11	1,182	1,182	8,433	15,000	3,254	15.5	21.9			
Ohio	823,255	10,271,704	1,701,500	2,041,982	332,434	453,749	2,234	801,973	299,118	292,532	518,155	324,434	37.0	11.0			
Oklahoma	50,000	50,000	50,000	14,911	6,180	6,180	11	50,000	11	11,500	11,500	12,510	14.0	24.0			
South Carolina	113,000	135,000	60,242	2,548,031	150,377	328,632	3,390	278,514	319,366	823,441	1,013,980	430,672	31.0	43.2			
Tennessee	129,500	21,979,130	1,288,991	2,587,380	371,102	140,752	3,977	270,311	234,183	438,493	1,016,744	371,102	35.0	44.3			
Texas	649,000	79,389,108	21,739,991	7,109,811	4,119,865	627,181	49,200	1,539,034	531,011	1,825,822	2,630,351	4,513,855	37.0	49.5			
Virginia	55,517	13,972,300	259,197	8,177,741	47,132	133,228	2,439	364,922	135,321	545,468	678,197	471,822	31.1	37.4			
Totals	5,509,175	225,072,904	59,301,473	37,004,477	7,712,784	8,280,841	174,738	7,613,484	4,847,394	9,201,560	13,197,481	7,712,754	35.7	39.3			

1 1955 figure
 * Excluding institutions
 * Figures in this column supplied by the Executive Committee, S.B.C.

EXECUTIVE COMMITTEE OF THE SOUTHERN BAPTIST CONVENTION

DISTRIBUTABLE FUNDS

Year ended December 31, 1956

State	Cooperative Program	Designated	Total
Alabama	\$ 4,104.99	\$ 4,138.55	\$ 8,243.54
Alaska	702,197.11	395,468.69	1,097,665.80
Arizona	5,172.87	4,897.69	10,070.56
Arkansas	35,679.63	30,800.45	66,480.08
California	446,289.75	184,205.54	630,495.29
Colorado	112,488.79	60,406.37	172,895.16
District of Columbia	14,614.94	3,871.12	18,486.06
Florida	36,188.91	31,726.95	67,915.86
Georgia	697,036.79	294,224.74	991,261.53
Hawaii	1,089,159.75	554,311.89	1,643,471.64
Illinois	3,520.65	10,482.12	14,002.77
Kansas	209,839.79	73,986.57	277,826.36
Kentucky	18,856.93	13,954.32	32,811.25
Louisiana	600,207.92	324,334.65	924,542.57
Maryland	611,010.27	322,157.95	933,168.22
Massachusetts	128,915.56	4,642.32	133,557.88
Mississippi	564,143.34	346,632.91	910,776.25
Missouri	627,060.64	306,250.95	933,311.59
New Mexico	106,803.24	58,852.73	165,656.97
North Carolina	963,406.62	801,989.79	1,765,396.41
Ohio	16,983.94	5,283.59	22,267.53
Oklahoma	846,238.52	302,433.93	1,148,672.45
Oregon-Washington	11,506.26	12,816.33	24,322.59
South Carolina	1,040,085.75	430,671.99	1,470,757.74
Tennessee	1,016,744.36	371,108.22	1,387,852.58
Texas	2,630,332.63	2,310,689.27	4,941,021.90
Virginia	678,194.56	471,928.17	1,150,122.73
Totals	\$13,210,279.51	\$7,732,267.80	\$20,942,547.31

DISTRIBUTION

	Per cent of Total	Amount
S.B.C. Budget Fund	.48	\$ 100,000.00
Foreign Mission Board	57.67	12,076,816.75
Home Mission Board	17.95	3,758,281.92
Relief and Annuity Board	4.27	893,964.23
Southern Baptist Theological Seminary	3.25	681,211.67
Southwestern Baptist Theological Seminary	3.44	719,673.20
New Orleans Baptist Theological Seminary	3.02	632,942.33
Golden Gate Baptist Theological Seminary	2.14	448,800.00
Southeastern Baptist Theological Seminary	4.01	838,743.33
Radio Commission	1.04	217,899.83
American Baptist Theological Seminary	.33	70,000.00
Carver School of Missions and Social Work	.33	70,000.00
Southern Baptist Hospital	.76	160,046.90
Baptist Brotherhood	.58	121,000.00
Public Affairs Committee	.08	16,500.00
Baptist World Alliance	.14	30,342.47
Southern Baptist Foundation	.12	25,000.00
Education Commission	.15	32,000.00
Historical Commission	.13	27,000.00
Christian Life Commission	.08	17,000.00
Woman's Missionary Union	.01	2,194.62
Miscellaneous	.02	3,089.51
Totals	100.00	\$20,942,547.31

DISTRIBUTION OF COOPERATIVE PROGRAM RECEIPTS IN ACCORDANCE WITH INSTRUCTIONS OF THE S.B.C.

Year Ended December 31, 1956

Distribution for operating expenses and capital needs:	Operating Expenses	Capital Needs	Total	
			Amount	Per cent
Foreign Mission Board	\$ 4,290,000.00	\$ 900,000.00	\$ 5,190,000.00	38.38
Home Mission Board	796,000.00	425,000.00	1,221,000.00	12.87
Relief and Annuity Board	600,000.00	281,000.00	881,000.00	8.00
Southern Baptist Theological Seminary	435,000.00	242,363.37	677,363.37	6.86
Southwestern Baptist Theological Seminary	365,000.00	242,466.67	607,466.67	7.13
New Orleans Baptist Theological Seminary	375,000.00	234,000.00	609,000.00	6.88
Golden Gate Baptist Theological Seminary	180,000.00	181,000.00	361,000.00	4.56
Southeastern Baptist Theological Seminary	285,000.00	550,555.83	835,555.83	8.47
Radio Commission	200,000.00	12,000.00	212,000.00	2.14
American Baptist Theological Seminary	14,000.00	7,000.00	21,000.00	.70
Carver School of Missions and Social Work	70,000.00	70,000.00	140,000.00	1.71
Southern Baptist Hospital	40,000.00	120,000.00	160,000.00	1.12
Baptist Brotherhood	80,000.00	41,000.00	121,000.00	1.22
Public Affairs Committee	15,000.00	15,000.00	30,000.00	.37
Baptist World Alliance	30,000.00	50,000.00	80,000.00	.89
Southern Baptist Foundation	25,000.00	25,000.00	50,000.00	.55
Education Commission	32,000.00	0.00	32,000.00	.32
Historical Commission	27,000.00	0.00	27,000.00	.27
Christian Life Commission	17,000.00	0.00	17,000.00	.17
TOTALS	\$ 9,800,000.00	\$ 2,000,000.00	\$ 11,800,000.00	100.00
Distribution to Executive Committee for S.B.C. Operating Budget			100,000.00	
Distribution to Mission Boards for receipts in excess of \$10,000,000.00:				
Foreign Mission Board		2,407,708.63		75.00
Home Mission Board		802,689.88		25.00
TOTAL			\$ 3,210,398.51	100.00
			\$ 15,010,278.51	

STATISTICAL REPORT FOR SOUTHERN BAPTIST COLLEGES AND SCHOOLS—1956-1957

NAME	LOCATION	PRESIDENT	Accreditation	Enrollment Fall, 1956		Enrollment Total 1956-57		Graduated Sept. 25, August, 56	Graduated Since Founding	Ministerial Students	Mission Volunteers	War Veterans	Church Pledge Volunteers	Church Music Volunteers	Volumes in Library Excluding Public Documents		
				Reg.	Total	Reg.	Total										
SEMINARIES																	
American Baptist Theological Seminary	Nashville, Tenn.	Victor I. Glass	St.	13	75	88	80	125	28	90	20	10	10	10	5,755		
Carver School of Missions	Louisville, Ky.	Early K. Landwehr	St.	19	59	51	125	17	25	54	54	10	10	10	12,000		
Golden Gate Baptist Theological Sem.	Berkeley, Calif.	Harold S. Graves	St.	30	597	301	343	115	17	35	1,574	10	10	10	17,324		
New Orleans Baptist Theological Sem.	New Orleans, La.	Roland Q. Leavell	St.	30	510	510	551	42	217	250	250	25	10	10	50,000		
Southern Baptist Theological Seminary	Louisville, Ky.	Duke K. McCall	St.	73	1,246	1,478	1,669	189	333	7,010	1,315	174	129	141	75,519		
Southeastern Baptist Theological Sem.	Wake Forest, N. C.	Sydney L. Stealey	St.	24	537	557	553	45	101	261	308	39	39	39	24,000		
Southern Baptist Theological Sem.	Fort Worth, Texas	J. Howard Williams	St.	53	1,721	1,975	2,121	2,411	197	3,355	1,581	407	100	706	151,545		
Totals—Seminaries				273	8,831	9,336	9,507	3,379	456	1,238	13,638	3,897	910	531	1,135	813,253	
SENIOR COLLEGES AND UNIVERSITIES																	
Baylor University	Waco, Texas	W. R. White	R. St.	413	6,725	5,339	7,065	7,300	295	1,225	24,848	710	213	1,404	53	240,371	
Benjamin College	Nashville, Tenn.	R. Kelly White	R. St.	49	455	434	426	525	41	57	124	29	58	13	11	40,734	
Blue Mountain College	Blue Mountain, Miss.	Lawrence I. Lowrey	R. St.	32	259	239	269	365	64	2,401	1	21	10	10	20,861		
California Baptist College	Riverside, Calif.	P. Boyd Smith	R. St.	23	271	301	302	387	13	48	93	30	25	1	2	7,600	
Carson Newman College	Jefferson, Miss. Tenn.	D. Harley Fife	R. St.	73	1,185	1,351	1,452	1,774	280	3,367	817	57	170	87	66	42,380	
Carson Newman College	Marshall, Texas	W. A. Miller	R. St.	30	314	330	347	519	14	42	134	114	114	114	15,201		
Casey Christian University	Corpus Christi, Texas	H. D. Buss	R. St.	51	559	591	620	915	23	39	80	109	109	109	19,229		
Casey Christian University	Greenville, S. C.	John L. Flyler	R. St.	59	1,237	1,379	1,339	1,721	25	484	9,550	220	31	155	43	17	80,000
Casey Christian University	Georgetown, K.	H. D. Buss	R. St.	30	815	1,011	975	1,047	193	3,957	141	53	40	20	14	85,000	
Casey Christian University	Abilene, Texas	W. A. Miller	R. St.	32	377	377	380	323	40	114	184	5	129	19	7	9,782	
Casey Christian University	San Antonio, Texas	Harold S. Graves	R. St.	114	1,851	1,952	1,971	2,192	51	235	7,252	210	55	185	19	4	35,000
Casey Christian University	San Antonio, Texas	Harold S. Graves	R. St.	99	1,759	3,535	2,180	4,275	810	7,549	414	55	45	30	14	89,882	
Casey Christian University	Marion, Alabama	J. I. Riddle	R. St.	28	1,003	1,059	1,337	1,408	35	139	3,780	209	35	189	30	35,132	
Casey Christian University	Marion, Alabama	G. Earl Guilan	R. St.	29	250	258	261	271	29	2,686	35	3	1	1	1	21,931	
Casey Christian University	Marion, Alabama	Arthur K. Tyson	R. St.	54	791	745	834	383	112	2,480	159	37	3	1	1	29,223	
Casey Christian University	Marion, Alabama	George B. Connell	R. St.	14	353	321	320	325	34	3,355	3	12	1	1	1	49,596	
Casey Christian University	Raleigh, N. C.	D. M. Campbell	R. St.	35	1,283	1,635	1,872	2,139	218	2,661	840	231	25	259	21	13	39,975
Casey Christian University	Chickasha, Miss.	D. M. Campbell	R. St.	35	353	310	320	325	117	1,913	10	10	10	10	10	37,897	
Casey Christian University	Shawnee, Okla.	John W. Raley	R. St.	79	1,555	1,312	2,028	2,304	135	5,608	329	78	320	47	34	33,343	
Casey Christian University	Arkadelphia, Ark.	Ralph A. Praelig, Jr.	R. St.	50	1,331	1,351	1,738	1,738	191	3,117	184	13	153	13	125	55,000	
Casey Christian University	Richmond, Va.	George M. Martin	R. St.	55	725	715	872	833	115	5,270	159	53	35	35	35	15,000	
Casey Christian University	Richmond, Va.	U. A. Christensen	R. St.	175	3,109	3,890	3,943	4,330	80	840	3,322	149	36	525	97	113,000	
Casey Christian University	Do Land, Florida	J. Oils Edmunds	R. St.	57	217	233	323	358	33	1,511	1	1	22	1	1	3,311	
Casey Christian University	Do Land, Florida	Corey T. Vincent	R. St.	142	1,373	1,719	1,823	2,122	18	2,068	669	158	40	339	6	33	66,743
Casey Christian University	Jackson, Miss.	Warren F. Jenson	R. St.	34	252	255	300	300	89	2,508	1	1	1	1	1	21,700	
Casey Christian University	Winston-Salem, N. C.	Harold W. Tribble	R. St.	37	820	519	808	840	10	10,773	113	15	19	11	11	33,377	
Casey Christian University	Winston-Salem, N. C.	A. Ralph Brown	R. St.	235	2,181	2,187	2,519	2,519	593	19,224	59	12	24	15	13	141,513	
Casey Christian University	Winston-Salem, N. C.	J. Ralph Brown	R. St.	55	377	343	358	358	50	339	193	35	32	33	33	17,000	
Casey Christian University	Winston-Salem, N. C.	Walter Pope Burns	R. St.	31	258	172	318	370	79	1,155	27	9	51	19	19	13,015	
Casey Christian University	Winston-Salem, N. C.	Walter Pope Burns	R. St.	36	754	775	835	819	119	3,318	70	19	14	14	14	62,565	
Totals—Senior Colleges				2,437	31,578	30,511	34,723	36,099	936	6,713	140,338	5,385	1,071	5,401	758	1,575,348	

* Accreditation by regional association is indicated by R. Accreditation by state department of education (or state university) is indicated by St.

† Reported jointly with the National Baptist Convention, U. S. A., Inc.

‡ Member, American Association of Theological Schools, on accredited list, also accredited by the American Association of Theological Schools.

STATISTICAL REPORT FOR SOUTHERN BAPTIST COLLEGES AND SCHOOLS—1956-1957 (Continued)

NAME	LOCATION	PRESIDENT	Accreditation	Enrollment Fall, 1956		Enrollment Total 1956-57		Graduated Sept. 25, August, 56	Graduated Since Founding	Ministerial Students	Mission Volunteers	War Veterans	Church Pledge Volunteers	Church Music Volunteers	Volumes in Library Excluding Public Documents	
				Reg.	Total	Reg.	Total									
JUNIOR COLLEGES																
Anderson College	Anderson, S. C.	E. J. Haigh	R. St.	21	314	314	222	414	88	1,680	23	2	15	4	7,500	
Appalachian State College	Danville, Va.	Currie F. Bouslog	R. St.	20	219	313	250	338	65	2,347	5	18	3	3	9,100	
Bethel College	Hopkinsville, Ky.	W. E. Richardson	R. St.	24	153	150	154	175	35	1,532	20	9	9	12	11,000	
Bethel College	Bluefield, Va.	Charles L. Harmon	R. St.	23	430	275	278	218	57	1,000	31	15	50	12	6,422	
Bethel College	MI Vernon, Ga.	M. A. Murray	R. St.	11	152	155	100	199	43	3,335	20	1	15	1	5,500	
Brewton-Parham College	Brewton, S. C.	Leslie H. Campbell	R. St.	15	789	599	932	952	177	1,738	59	4	210	10	12,582	
Campanile College	Buena Vista, N. C.	John M. Carter	R. St.	24	400	300	333	483	55	2,237	100	43	24	10	8,000	
Campanile College	Campanile, N. C.	John M. Carter	R. St.	29	251	251	331	261	31	273	3	3	3	3	7,519	
Carson College	Marion, Ala.	Bruce E. Whitaker	R. St.	21	233	237	355	307	14	2,770	103	13	87	13	1	12,000
Casey Christian University	Newton, Miss.	W. Leacey Compton	R. St.	25	505	521	713	729	180	2,545	18	4	36	3	5,412	
Casey Christian University	Williamburg, Ky.	Oliver S. Head	R. St.	13	131	213	267	283	31	1,934	87	8	3	3	11,104	
Casey Christian University	Decatur, Texas	P. L. Elliott	R. St.	19	431	454	549	387	77	1,405	17	7	107	20	10,251	
Casey Christian University	Winston-Salem, N. C.	R. L. Elliott	R. St.	23	258	278	312	339	83	2,160	33	12	38	7	6,405	
Casey Christian University	Harrison, Mo.	H. A. Foster	R. St.	54	1,031	1,070	1,121	1,160	183	2,415	77	10	30	6	34,085	
Casey Christian University	Mars Hill, N. C.	Hoy R. Blackwell	R. St.	17	189	231	227	263	16	1,000	78	14	13	5	6,412	
Casey Christian University	Newark, N. J.	Gay N. Atkinson	R. St.	19	303	291	335	355	93	1,790	120	19	18	11	9,341	
Casey Christian University	Tigerville, S. C.	M. C. Lusk	R. St.	15	135	180	218	241	31	370	79	2	59	3	19,330	
Casey Christian University	Walnut Ridge, Ark.	H. E. Williams	R. St.	23	458	385	448	430	147	2,851	25	17	59	18	16,584	
Casey Christian University	Winston-Salem, N. C.	John W. Dowdy	R. St.	13	150	151	155	219	70	301	39	3	3	2	7,000	
Casey Christian University	Winston-Salem, N. C.	John H. Miller	R. St.	37	259	419	350	418	95	4,300	11	11	11	11	15,000	
Casey Christian University	Winston-Salem, N. C.	Floyd V. Tarver	R. St.	31	417	417	359	735	140	5,813	35	7	12	5	8,100	
Totals—Junior Colleges				570	7,403	8,077	9,775	9,818	1,323	45,800	973	251	1,156	118	74	233,598
ACADEMIES																
Academy of the Holy Spirit	Beale, La.	V. K. Foster	R. St.	10	150	150	170	180	18	1,381	23	26	1	3	4,225	
Academy of the Holy Spirit	Fork Union, Va.	J. Caldwell Walker	R. St.	19	615	615	519	619	109	2,860	8	8	8	8	2,535	
Academy of the Holy Spirit	Chatham, Va.	Joseph W. Conby	R. St.	27	333	333	332	442	1,577	8	25	6	6	6	5,382	
Academy of the Holy Spirit	Springfield, Tenn.	W. Stuart Kuls	R. St.	17	204	254	289	289	61	1,201	31	25	6	6	5,330	
Academy of the Holy Spirit	Mountain Valley, Ky.	M. C. Lusk	R. St.	11	85	7	89	88	3	317	1	1	1	1	3,000	
Academy of the Holy Spirit	Grayson Co., Va.	Grayson W. Turner	R. St.	10	141	141	121	121	3	84	1	1	1	1	3,000	
Academy of the Holy Spirit	Oasis, Ky.	D. C. Sparks	R. St.	12	195	195	195	195	2	737	2	2	2	2	3,448	
Academy of the Holy Spirit	San Marcos, Texas	Robert B. West	R. St.	38	417	417	531	531	67	2,455	1	1	1	1	1	
Totals—Academies				187	2,171	2,118	2,337	2,507	351	9,781	74	62	6	6	6	25,213
BIBLE SCHOOLS																
Bible School	Greenville, Fla.	Arthur H. Stamback	St.	21	11	11	11	174	11	114	74	14	14	14	5,600	
Bible School	Nashville, Ky.	D. M. Adridge	St.	12	121	121	121	150	12	171	34	3				

STATISTICAL REPORT FOR SOUTHERN BAPTIST COLLEGES AND SCHOOLS—1956-1957

NAME	Amount Received From Contributions For Operating	Amount Received From Contributions For Capital Needs	Transfers Gifts And Grants	Income From Endowment	Income From Tuition and Fees	Total of Campaigns in Progress	Present Endowment	Present Property Value	Total of Endowment and Property Value
SEMINARIES									
American Baptist Theological Seminary	91,450	28,100	22,118	34	2,428		1,012	658,334	659,346
Carson School of Theology	70,000		91,200	7,531	39,571		390,095	823,200	1,213,358
Georgia Baptist Theological Seminary	230,000	120,800	306	83	14,351		2,773	903,835	904,612
New Orleans Baptist Theological Seminary	458,000	26,351	45,934	12,000	40,081		464,281	5,218,167	5,677,398
Southern Baptist Theological Seminary	438,000	231,851	13,823	128,712	74,847	500,000	2,731,805	7,414,835	10,118,400
Southeastern Baptist Theological Seminary	688,188	562,220	22,734	747	98,871		98,871	56,943	1,426,871
Southwestern Baptist Theological Seminary	420,000	281,436	81,928	171,898	121,685	10,000,000	2,329,168	6,027,120	8,365,282
Total—Seminaries	1,848,543	1,665,858	262,004	271,100	322,844	10,500,000	5,901,764	22,472,421	28,374,186
SENIOR COLLEGES AND UNIVERSITIES									
Baylor University	555,135		533,210	400,290	2,574,406	63,278,000	10,993,810	26,725,496	87,634,445
Baylor College	127,114	75,848	4,463	13,740	131,017	590,000	319,111	2,089,420	2,447,940
Blue Mountain College	33,451	40,000	7,552	24,812	29,490		574,663	1,018,366	1,396,321
California Baptist College	30,582	18,000	23,308	150	42,708		1,300,300	1,600,000	1,900,000
Carson Newman College	162,897	104,819	43,843	32,111	338,150		350,000	2,763,116	3,624,015
Central University of Texas	44,051	60,000	55,188	1,791	190,528	152,000	570,900	127,140	826,425
East Texas Baptist College	119,534	50,000	101,424	13,987	218,207		824,843	2,944,647	3,273,500
European University	140,203	458,944	1,539,323	135,021	558,149	5,000,000	4,831,010	6,503,047	11,334,087
Georgetown College	127,855	15,123	126,000	33,000	391,283		1,150,000	804,510	2,068,000
Grand Canyon College	59,777		71,011		77,510		90,000	538,164	636,164
Hardy Simons University	180,800	3,211	135,116	35,931	649,864		2,149,993	4,481,165	6,631,148
Howard College	200,000	395,012	330,379	41,395	498,764	12,000,000	1,299,839	3,598,884	4,898,414
Howard Potts College	185,950	10,000	15,393	31,952	33,071	5,300,000	2,113,841	3,000,000	5,118,841
Judson College	95,000	79,752	1,722	30,187	83,811		868,261	1,668,783	2,538,044
Louisiana College	150,000	137,910	107,198	37,182	239,313		1,634,151	2,038,095	3,072,208
Mary Hardin-Baylor College	87,715	5,200	14,170	40,085	106,834		500,000	3,212,568	3,995,918
Mercer University	39,000	125,234	3,000	139,800	898,125		1,183,951	3,019,013	5,207,884
Meredith College	98,531	81,325	34,573	32,091	237,162	425,000	517,525	3,117,147	3,734,676
Mississippi College	92,421	40,000	27,258	37,139	422,408		1,271,054	2,407,571	3,575,125
Oklahoma Baptist University	100,000	200,000	14,733	16,847	422,408		1,000,000	5,419,591	6,419,591
Oscar College	175,300	70,000	138,608	28,308	171,850		729,394	2,041,028	2,820,542
Richardson University of Texas	142,737	75,000	43,766	15,812	343,443		2,672,043	7,848,433	11,420,476
Shelton College	34,494	51,720	17,779	28,308	17,779		528,332	1,200,000	1,728,332
Shelton University	125,111	75,345	809,083	49,534	729,191	1,800,000	1,103,524	3,653,145	4,756,669
Tift College	40,000	58,700	31,824	34,532	74,372		844,828	848,795	1,697,623
Union University	117,810	92,812	12,037	15,595	131,539		583,200	1,612,230	2,145,430
Wake Forest College	121,670	141,717	2,117,113	466,919	552,015	19,600,000	4,428,488	17,668,815	21,992,271
Wayland College	141,809		30,221	14,778	181,110	2,100,000	1,113,378	2,063,222	2,475,200
William Carey College	59,399	40,030	11,515	12,191	184,999		681,117	1,064,148	1,515,900
William Jewell College	72,439		113,249	23,829	200,000		3,120,591	2,203,621	5,324,212
Total—Senior Colleges	3,738,492	2,748,020	8,285,875	2,408,815	11,423,800	127,115,000	52,447,928	118,995,064	199,443,567

STATISTICAL REPORT FOR SOUTHERN BAPTIST COLLEGES AND SCHOOLS—1956-1957 (Continued)

NAME	Amount Received From Contributions For Operating	Amount Received From Contributions For Capital Needs	Transfers Gifts And Grants	Income From Endowment	Income From Tuition and Fees	Total of Campaigns in Progress	Present Endowment	Present Property Value	Total of Endowment and Property Value
JUNIOR COLLEGES									
Anderson College	80,533	132,442	4,729	1,210	58,249	100,000	18,505	467,467	543,975
Avoyett College	35,142	28,069	333	333	104,046		40,309	678,279	726,666
Bethel College	87,159		9,351	179	42,910		14,664	528,560	543,278
Bluefield College	88,396	90,025	5,800	38,528	38,528		118,000	704,997	822,997
Carson College	17,544	3,149	9,816	6,713	22,359		205,038	325,475	533,513
Carson College	33,732	43,819	32,811	17,395	173,615	300,000	181,694	1,368,285	1,549,977
Campbell College	57,339		35,727	4,164	46,221		300,000	600,000	600,000
Campbellville College	23,153	39,581	110,764	149,533	149,533		688,695	688,695	1,377,390
Carson College	32,533		38,772	4,319	55,993	140,000	170,665	442,612	612,624
Clark Memorial College	35,552	16,147	20,717	83,741	110,710	230,000	831,703	1,289,987	2,121,910
Clatsop College	87,822		50,557	22,731	18,843		282,717	721,166	1,003,910
Deater Baptist College	39,150	45,340	8,555	10,011	92,239	1,800,000	233,751	1,325,794	2,159,587
Gardner Webb College	82,043		9,584	429	53,270		9,222	703,755	713,077
Hannah I. Grange College	98,629	55,587	19,217	13,220	245,231	800,000	452,888	2,483,475	2,937,351
Marshall College	16,354	9,450	10,343	18,614	49,501	100,000	287,592	81,500	369,092
North Carolina College	42,179	19,179	21,127	3,154	71,192		55,557	693,264	778,811
North Greenville College	10,000		14,000	23,000	31,207	75,000	308,100	1,329,668	1,717,775
Southern Baptist College	52,300	22,000	13,010	450	103,700		15,300	758,678	804,200
Spartanburg Baptist College	27,000	95,819	08,155	203	35,927	500,000	174,073	920,136	1,307,707
Virginia-McConnell College	89,110	27,000	12,191	29,500	123,113		504,781	1,703,910	2,207,821
Wright Junior College	57,053	38,881	193,740	2,451	102,931	200,000	103,973	753,665	857,638
Total—Junior Colleges	983,837	614,173	838,189	198,278	1,928,880	4,035,000	4,143,643	18,988,282	23,144,925
ACADEMIES									
Acadia Baptist College	38,500	16,000			31,000	250,000		207,000	207,000
Ark Union Academy	5,402	9,000	1,939	18,190	678,628		569,488	2,550,000	3,129,482
Illinois Military Academy	42,892	24,556	8,730	251	389,481	120,000	3,282	1,129,721	1,513,058
Harmon Childress Academy	47,259	38,761	2,580		28,648			707,777	707,777
Madison Baptist Institute	7,986		24,551		7,105		206	204,738	205,000
Old NW Academy	25,852	8,000	10,536		21,856		900,251	300,231	300,231
Ozark Baptist Institute	21,887	2,500	11,166		12,664		371,500	433,821	805,494
San Marcos Baptist Academy	71,772		6,000		167,702		56,641	1,718,871	1,774,227
Total—Academies	280,961	91,790	65,611	22,091	1,338,180	470,000	1,030,610	7,232,520	8,283,180
BIBLE SCHOOLS									
Baptist Bible Institute	19,300		30,78	6,079	17,92	75,00	40,000	249,000	289,000
Clear Creek Baptist School	46,700	7,500	34,88	67	5,12	80,00	13,87	339,89	483,467
Frederick Baptist Institute		6,04	3,60					300,00	300,000
Southwestern Baptist Bible School	37,68		2,84					204,36	204,363
Total—Bible Schools	83,69	13,54	72,00	6,65	23,07	135,00	53,87	1,393,25	1,440,83

1 No report received. Figures listed are for 1955-1956. Source—Education Commission, S.B.U.

THE SOUTHERN BAPTIST HANDBOOK

BAPTIST HIGHLIGHTS

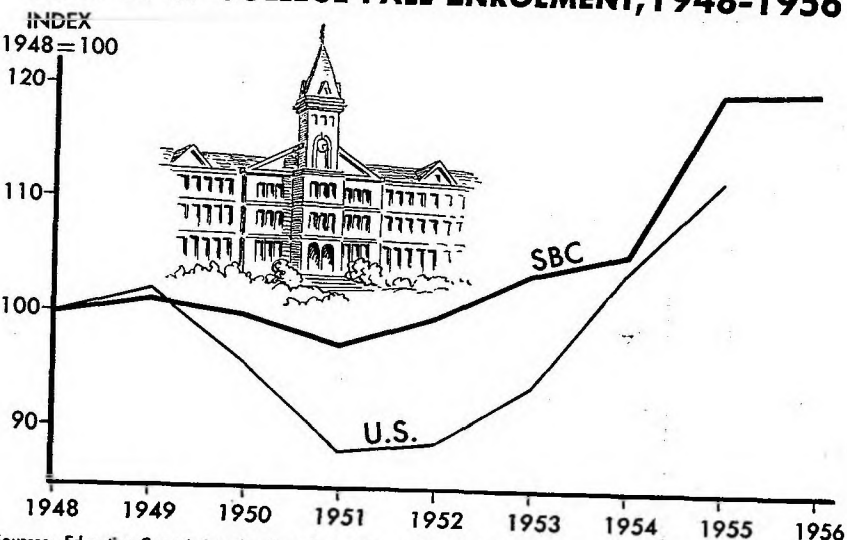
ANALYSIS OF SUBJECTS OFFERED IN SOUTHERN BAPTIST COLLEGES—1956-1957

SENIOR COLLEGES AND UNIVERSITIES

SUBJECTS	Baylor University	Belmont College	Brake Mountain College	California Baptist College	Carson-Newman College	Corpus Christi U. of	East Texas Baptist College	Ferris University	Georgetown College	Grand Canyon College	Hardy-Simmons University	Howard College	Howard Payne College	Judson College	Louisiana College	Mary Harris-Baker College	Mercer University	Meridian College	Mississippi College	Oklahoma Baptist University	Ouachita College	Richardson University of	Shoreham College	Salmon University	Union College	Waco Forest College	Wendell College	William Carey College	William Jewell College	
Agriculture																														
Art-Drawing and Painting	1B	3	4B	1	2	1B		4B	3B		1B	3B	3C	4B	4B	4B	2	1B	1B	4B	4B	4	1B	1B						
Commercial Art	1B	3	4B	1	2	1B		4B	3B		1B	3B	3C	4B	4B	4B	2	1B	1B	4B	4B	4	1B	1B						
Business	4	4	2		1B	4P	4P	3	3	3	3	3	3	3	3	3	3	3	3	3	3	3	3	3	3	3	3	3	3	
Accounting	4P	4	2		1B	4P	4P	3	3	3	3	3	3	3	3	3	3	3	3	3	3	3	3	3	3	3	3	3	3	
Administration	4P	4	2		1B	4P	4P	3	3	3	3	3	3	3	3	3	3	3	3	3	3	3	3	3	3	3	3	3	3	
Church Secretarial	4P	4	2		1B	4P	4P	3	3	3	3	3	3	3	3	3	3	3	3	3	3	3	3	3	3	3	3	3	3	
Secretary	4P	4	2		1B	4P	4P	3	3	3	3	3	3	3	3	3	3	3	3	3	3	3	3	3	3	3	3	3	3	
Dentistry	4P	4	2		1B	4P	4P	3	3	3	3	3	3	3	3	3	3	3	3	3	3	3	3	3	3	3	3	3	3	
Economics	4P	4	2		1B	4P	4P	3	3	3	3	3	3	3	3	3	3	3	3	3	3	3	3	3	3	3	3	3	3	
Education	5M	3	3	3	3	3	3	3	3	3	3	3	3	3	3	3	3	3	3	3	3	3	3	3	3	3	3	3	3	
Administration	5M	3	3	3	3	3	3	3	3	3	3	3	3	3	3	3	3	3	3	3	3	3	3	3	3	3	3	3	3	
Elementary	5M	3	3	3	3	3	3	3	3	3	3	3	3	3	3	3	3	3	3	3	3	3	3	3	3	3	3	3	3	
Secondary	5M	3	3	3	3	3	3	3	3	3	3	3	3	3	3	3	3	3	3	3	3	3	3	3	3	3	3	3	3	
Engineering	5M	3	3	3	3	3	3	3	3	3	3	3	3	3	3	3	3	3	3	3	3	3	3	3	3	3	3	3	3	
Engineering Management	5M	3	3	3	3	3	3	3	3	3	3	3	3	3	3	3	3	3	3	3	3	3	3	3	3	3	3	3	3	
Language	7Z	3B	3B	3B	3B	3B	3B	3B	3B	3B	3B	3B	3B	3B	3B	3B	3B	3B	3B	3B	3B	3B	3B	3B	3B	3B	3B	3B	3B	3B
French	3M	3	3	3	3	3	3	3	3	3	3	3	3	3	3	3	3	3	3	3	3	3	3	3	3	3	3	3	3	3
German	3M	3	3	3	3	3	3	3	3	3	3	3	3	3	3	3	3	3	3	3	3	3	3	3	3	3	3	3	3	3
Greek	3M	3	3	3	3	3	3	3	3	3	3	3	3	3	3	3	3	3	3	3	3	3	3	3	3	3	3	3	3	3
Italian	3M	3	3	3	3	3	3	3	3	3	3	3	3	3	3	3	3	3	3	3	3	3	3	3	3	3	3	3	3	3
Latin	3M	3	3	3	3	3	3	3	3	3	3	3	3	3	3	3	3	3	3	3	3	3	3	3	3	3	3	3	3	3
Portuguese	3M	3	3	3	3	3	3	3	3	3	3	3	3	3	3	3	3	3	3	3	3	3	3	3	3	3	3	3	3	3
Russian	3M	3	3	3	3	3	3	3	3	3	3	3	3	3	3	3	3	3	3	3	3	3	3	3	3	3	3	3	3	3
Spanish	3M	3	3	3	3	3	3	3	3	3	3	3	3	3	3	3	3	3	3	3	3	3	3	3	3	3	3	3	3	3
History	3M	3	3	3	3	3	3	3	3	3	3	3	3	3	3	3	3	3	3	3	3	3	3	3	3	3	3	3	3	3
Hours Economics	3M	3	3	3	3	3	3	3	3	3	3	3	3	3	3	3	3	3	3	3	3	3	3	3	3	3	3	3	3	3
Hospital Administration	3M	3	3	3	3	3	3	3	3	3	3	3	3	3	3	3	3	3	3	3	3	3	3	3	3	3	3	3	3	3
Journalism	3M	3	3	3	3	3	3	3	3	3	3	3	3	3	3	3	3	3	3	3	3	3	3	3	3	3	3	3	3	3
Liberal Arts	3M	3	3	3	3	3	3	3	3	3	3	3	3	3	3	3	3	3	3	3	3	3	3	3	3	3	3	3	3	3
Library Science	3M	3	3	3	3	3	3	3	3	3	3	3	3	3	3	3	3	3	3	3	3	3	3	3	3	3	3	3	3	3
Mathematics	3M	3	3	3	3	3	3	3	3	3	3	3	3	3	3	3	3	3	3	3	3	3	3	3	3	3	3	3	3	3
Medical Technology	3M	3	3	3	3	3	3	3	3	3	3	3	3	3	3	3	3	3	3	3	3	3	3	3	3	3	3	3	3	3
Medicine	3M	3	3	3	3	3	3	3	3	3	3	3	3	3	3	3	3	3	3	3	3	3	3	3	3	3	3	3	3	3
Military Science	3M	3	3	3	3	3	3	3	3	3	3	3	3	3	3	3	3	3	3	3	3	3	3	3	3	3	3	3	3	3
Music Applied	3M	3	3	3	3	3	3	3	3	3	3	3	3	3	3	3	3	3	3	3	3	3	3	3	3	3	3	3	3	3
Organ	3M	3	3	3	3	3	3	3	3	3	3	3	3	3	3	3	3	3	3	3	3	3	3	3	3	3	3	3	3	3
Piano	3M	3	3	3	3	3	3	3	3	3	3	3	3	3	3	3	3	3	3	3	3	3	3	3	3	3	3	3	3	3
Voice	3M	3	3	3	3	3	3	3	3	3	3	3	3	3	3	3	3	3	3	3	3	3	3	3	3	3	3	3	3	3
Wind Instruments	3M	3	3	3	3	3	3	3	3	3	3	3	3	3	3	3	3	3	3	3	3	3	3	3	3	3	3	3	3	3

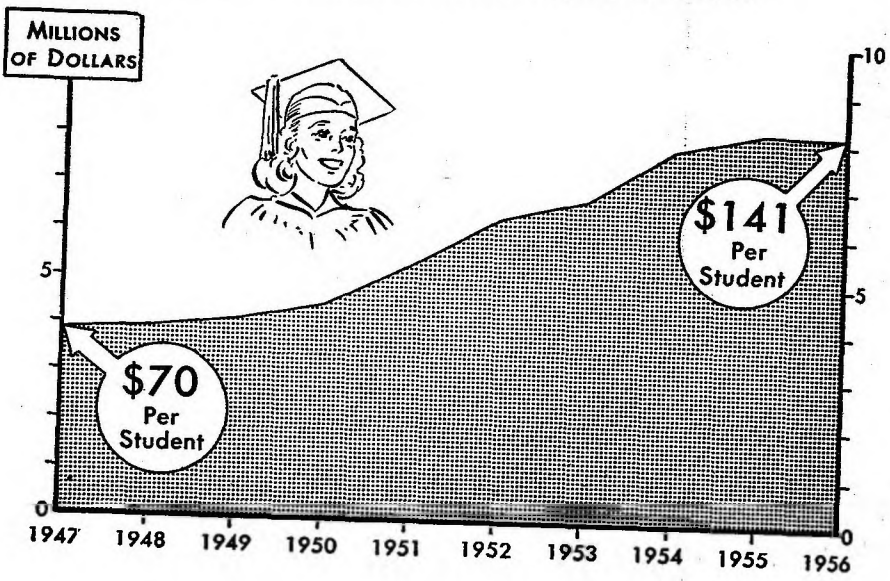
Visual Arts	3M	3	3	3	3	3	3	3	3	3	3	3	3	3	3	3	3	3	3	3	3	3	3	3	3	3	3	3	3	
Music Theory	3M	3	3	3	3	3	3	3	3	3	3	3	3	3	3	3	3	3	3	3	3	3	3	3	3	3	3	3	3	
Nursing	4P	4	4	4	4	4	4	4	4	4	4	4	4	4	4	4	4	4	4	4	4	4	4	4	4	4	4	4	4	4
Pharmacy	3M	3	3	3	3	3	3	3	3	3	3	3	3	3	3	3	3	3	3	3	3	3	3	3	3	3	3	3	3	3
Philosophy	3M	3	3	3	3	3	3	3	3	3	3	3	3	3	3	3	3	3	3	3	3	3	3	3	3	3	3	3	3	3
Physiology	3M	3	3	3	3	3	3	3	3	3	3	3	3	3	3	3	3	3	3	3	3	3	3	3	3	3	3	3	3	3
Physical Education & Health	3M	3	3	3	3	3	3	3	3	3	3	3	3	3	3	3	3	3	3	3	3	3	3	3	3	3	3	3	3	3
Political Science	3M	3	3	3	3	3	3	3	3	3	3	3	3	3	3	3	3	3	3	3	3	3	3	3	3	3	3	3	3	3
Psychology	3M	3	3	3	3	3	3	3	3	3	3	3	3	3	3	3	3	3	3	3	3	3	3	3	3	3	3	3	3	3
Religious Education	3M	3	3	3	3	3	3	3	3	3	3	3	3	3	3	3	3	3	3	3	3	3	3	3	3	3	3	3	3	3
Religious Education	3M	3	3	3	3	3	3	3	3	3	3	3	3	3	3	3	3	3	3	3	3	3	3	3	3	3	3	3	3	3
Science, Natural	3M	3	3	3	3	3	3	3	3	3	3	3	3	3	3	3	3	3	3	3	3	3	3	3	3	3	3	3	3	3
Sociology	3M	3	3	3	3	3	3	3	3	3	3	3	3	3	3	3	3	3	3	3	3	3	3	3	3	3	3	3	3	3
Statistics	3M	3	3	3	3</																									

COMPARISON OF SBC COLLEGE FALL ENROLMENT AND U. S. COLLEGE FALL ENROLMENT, 1948-1956



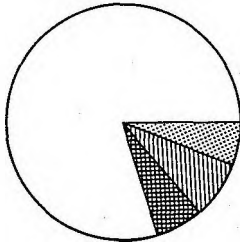
Sources: Education Commission, Southern Baptist Convention; U. S. Department of Commerce, Bureau of the Census

TOTAL GIFTS TO SOUTHERN BAPTIST SCHOOLS BY STATE CONVENTIONS, 1947-1956

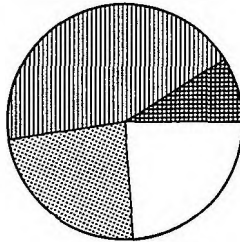


INCOME RECEIVED BY SOUTHERN BAPTIST SCHOOLS AND COLLEGES, 1956

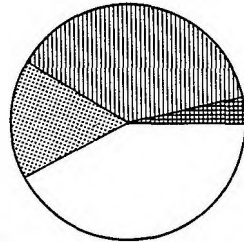
SEMINARIES



SENIOR COLLEGES AND UNIVERSITIES



JUNIOR COLLEGES



DENOMINATIONAL APPROPRIATIONS
 TUITION AND FEES
 DONATIONS, GIFTS, GRANTS
 INCOME FROM ENDOWMENT

Source: Education Commission, Southern Baptist Convention

SOUTHERN BAPTIST HOMES FOR AGED, 1956

State	Name and Location	Superintendent	Date Chartered	Capacity	Number Guests	Number Buildings	Number Employees	Total Value of Home	How Financed
D. C.	Baptist Home of the District of Columbia, 3248 N Street, N. W., Washington, D. C.	Mrs. E. Pickard	1880	36	30	1	6	50,519	D. C. Baptist Convention, churches, and endowment
Georgia	Georgia Baptist Home for the Aged, "Baptist Village," Waycross*	H. R. Mitchell	1955				1		
Kentucky	Baptist Home of Northern Kentucky, West End 15th Street, Newport	Mrs. W. Carnes	1952	37	35	3	18	187,959	Churches in Northern Kentucky (Campbell County, Kenton County, and Boone County) Campbell County and North Bend Associations.
Maryland	Baptist Home of Maryland, 1615 Park Ave., Baltimore		1915	21	21	2	5	71,449	Allocation from Maryland's half of the Cooperative Program, gifts from churches and individuals, and investments.
Missouri	The Home for Aged Baptists, Ironton	John R. Burney	1913	100	101	1	27	660,000	Cooperative program, endowment, special gifts, and offerings, and residents of the home.
N. Carolina	North Carolina Baptist Homes, Inc, Winston-Salem, and Albemarle	J. M. Hayes	1951	100	53	4	30	850,000	Denomination, one Special Day Offering, small share of Nine-Year Program, and amount residents are able to pay.
Oklahoma	Hugo Golden Age Home, Hugo***		1957	20	20	1		100,000	Citizens of Hugo are raising \$65,000 and the Baptist General Convention \$35,000. The home is to operate on a non-profit basis.
S. Carolina	Betha Baptist Home, Darlington**	A. L. Gross	1954						
Texas	Texas Baptist Haven, 12601 Memorial Drive, Houston	J. C. Wilson	1955	24	24	1	6	400,000	Buckner Baptist Benevolences.
Texas	Mary E. Drew, 4800 Samuel Boulevard, Dallas	W. M. Hutto	1954	24	24	1	6	325,000	Buckner Baptist Benevolences
Virginia	Virginia Baptist Home, Inc., Culpeper	J. T. Edwards	1946	200	200	4	52	1,504,896	Donations from Sunday schools, churches, and individuals.
Totals				562	508	18	151	4,749,823	

*This home has not been completed. A site has been purchased and construction of first building is now in process.

**Architects are in the process of drawing the plans for the proposed home. The amount of funds on hand will determine the number of residents.

***To be constructed during year of 1957.

Plans have been made and approved for an additional home in Oklahoma City, Oklahoma. Also, the possibility of building a home

STATE	NAME AND LOCATION	Patients Turned Away for Lack of Room	Research Work	Field	Nurses in Training	Nurses (rounded)	Surgical Cases	Patient-Days of Services	Charity Patients	Expenses in Charity Patients	White	Negro	Baptist	Other Denominations	Non-Church Members	Bible Rooms	Approved By I. C. A. H.	Chapels	
Alabama	Hughes Memorial Hospital, Gadsden	1,835	None		137	27,690	2,723	2,037	55,783	5,742	5,742	3,637	1,335	1,195	1,195	1,720	Yes	Yes	
Alabama	Shubham Hospital, Wetumpka	1,460	None		207	69,244	4,168	32,302	55,783	5,742	5,742	4,104	5,094	1,720	1,720	1,720	Yes	Yes	
Alabama	Arkansas Baptist Hospital, Little Rock		Yes	Chc-Hemt	437	116,245	10,945	83,952	118,448	1,822	1,822	1,725	2,378	2,063	2,063	2,063	Yes	Yes	
Alabama	St. Luke's Hospital, Jacksonville		Yes		314	10,938	10,938	10,938	8,413	17,321	17,321	13,031	11,148	2,543	2,543	4,028	Yes	Yes	
Alabama	St. Luke's Hospital, Lexington		Yes		132	48,584	7,443	45,141	48,584	7,443	7,443	3,041	1,033	3,715	3,715	3,715	Yes	Yes	
Alabama	Knights Hospital, Leighton	1,300	None		42	129,395	2,451	51,539	51,539	15,668	15,668	7,313	17,559	9,242	9,242	5,113	Yes	Yes	
Alabama	Wetumpka Hospital, Wetumpka		Yes		46	53,131	1,122	27,437	27,437	4,779	4,779	2,358	4,073	969	969	500	Yes	Yes	
Alabama	St. Luke's Hospital, Dalton	1,000	None		20	81,028	6,033	59,539	59,539	8,233	8,233	5,578	8,233	1,052	1,052	835	Yes	Yes	
Alabama	St. Luke's Hospital, Dothan		Yes		20	73,253	25	25,214	25,214	19,359	19,359	3,333	3,333	2,712	2,712	403	Yes	Yes	
Alabama	St. Luke's Hospital, Hoover		Yes		142	7,887	6,533	7,887	6,533	6,533	6,533	182	182	182	182	403	Yes	Yes	
Alabama	St. Luke's Hospital, New Britain		Yes	Scoring Rn	142	156,477	3,063	156,477	156,477	156,477	39,941	39,941	7,688	4,494	4,257	4,257	4,257	Yes	Yes
Alabama	St. Luke's Hospital, Opelika		Yes	Psychiatry	175	51,192	7,793	51,192	51,192	150,032	14,729	14,729	2,616	9,866	1,547	1,547	1,547	Yes	Yes
Alabama	St. Luke's Hospital, Phenix		Yes	All	137	123,893	5,290	123,893	123,893	57,464	15,548	10,100	5,127	6,127	1,740	1,740	1,740	Yes	Yes
Alabama	St. Luke's Hospital, Wetumpka		Yes		15	8,203	35	8,203	8,203	3,283	3,283	3,283	3,283	3,283	3,283	3,283	Yes	Yes	
Alabama	St. Luke's Hospital, Wetumpka		Yes		45	31,807	17,319	31,807	31,807	9,460	9,460	3,305	3,305	3,305	3,305	3,305	Yes	Yes	
Alabama	St. Luke's Hospital, Wetumpka		Yes		45	10,258	3,811	10,258	10,258	3,811	3,811	2,258	2,258	2,258	2,258	2,258	Yes	Yes	
Alabama	St. Luke's Hospital, Wetumpka		Yes		45	12,731	3,311	12,731	12,731	3,311	3,311	3,311	3,311	3,311	3,311	3,311	Yes	Yes	
Alabama	St. Luke's Hospital, Wetumpka		Yes		45	17,354	3,323	17,354	17,354	3,323	3,323	3,323	3,323	3,323	3,323	3,323	Yes	Yes	
Alabama	St. Luke's Hospital, Wetumpka		Yes		45	5,287	240	5,287	5,287	3,430	3,430	3,430	3,430	3,430	3,430	3,430	Yes	Yes	
Alabama	St. Luke's Hospital, Wetumpka		Yes		45	1,827	118	1,827	1,827	1,118	1,118	1,118	1,118	1,118	1,118	1,118	Yes	Yes	
Alabama	St. Luke's Hospital, Wetumpka		Yes		45	15,473	2,985	15,473	15,473	2,985	2,985	2,985	2,985	2,985	2,985	2,985	Yes	Yes	
Alabama	St. Luke's Hospital, Wetumpka		Yes		45	5,391	480	5,391	5,391	480	480	480	480	480	480	480	Yes	Yes	
Alabama	St. Luke's Hospital, Wetumpka		Yes		45	5,511	180	5,511	5,511	180	180	180	180	180	180	180	Yes	Yes	
Alabama	St. Luke's Hospital, Wetumpka		Yes		45	23,187	4,333	23,187	23,187	4,333	4,333	4,333	4,333	4,333	4,333	4,333	Yes	Yes	
Alabama	St. Luke's Hospital, Wetumpka		Yes		45	7,524	176	7,524	7,524	176	176	176	176	176	176	176	Yes	Yes	
Alabama	St. Luke's Hospital, Wetumpka		Yes		45	218,788	1,706	218,788	218,788	1,706	1,706	1,706	1,706	1,706	1,706	1,706	Yes	Yes	
Alabama	St. Luke's Hospital, Wetumpka		Yes		45	57,277	33,811	57,277	57,277	33,811	33,811	12,495	9,400	10,200	1,930	1,930	1,930	Yes	Yes
Alabama	St. Luke's Hospital, Wetumpka		Yes		45	7,103	7,103	7,103	7,103	7,103	7,103	7,103	7,103	7,103	7,103	7,103	7,103	Yes	Yes
Alabama	St. Luke's Hospital, Wetumpka		Yes		45	131,023	7,951	131,023	131,023	7,951	7,951	7,951	7,951	7,951	7,951	7,951	7,951	Yes	Yes
Alabama	St. Luke's Hospital, Wetumpka		Yes		45	54,821	10,892	54,821	54,821	10,892	10,892	6,504	13,126	4,123	1,813	1,813	1,813	Yes	Yes
Alabama	St. Luke's Hospital, Wetumpka		Yes		45	3,589	1,471	3,589	3,589	1,471	1,471	8,177	2,545	3,661	1,213	1,213	1,213	Yes	Yes
Alabama	St. Luke's Hospital, Wetumpka		Yes		45	3,339	1,771	3,339	3,339	1,771	1,771	91	2,441	741	741	741	741	Yes	Yes
Alabama	St. Luke's Hospital, Wetumpka		Yes		45	2,410	3,339	2,410	2,410	3,339	3,339	1,328	2,811	1,328	1,328	1,328	1,328	Yes	Yes
Alabama	St. Luke's Hospital, Wetumpka		Yes		45	3,945	3,945	3,945	3,945	3,945	3,945	17,311	122,469	144,339	41,531	69,724	69,724	Yes	Yes

*No registration.
 *Adults only.
 *Six-month period.
 *Total return.
 *St. Luke's Hospital, Oklahoma City, Oklahoma, will start construction in March 1955.

SOUTHERN BAPTIST REPORTS — 1845-1956

Year	Memberships	Sealions	S.S. Enrollment	V. S. Enrollment	T. U. Enrollment	W.M.U. Enrollment	Summers Enrollment	Church Property	Mission Gifts	Total All Gifts	Churches
1845	351,931	83,222									4,120
1846	357,017	24,962									4,511
1847	370,951	28,529									4,797
1848	395,933	27,916									4,895
1849	404,600	39,191									4,874
1850											
1851	423,597	33,381									5,113
1852	401,659	37,811									5,817
1853	390,945	1,363									6,203
1854	513,210	13,231									1,394
1855	542,859	13,722									1,583
1856	568,973	13,962									1,777
1857	580,285	13,122									1,901
1858	517,725	91,301									1,777
1859	539,350	49,127									1,777
1860	519,513	51,342									1,777
1861-71 No data											
1872	953,067	58,017	287,053								13,455
1873	1,094,838	50,364									13,527
1874	1,290,086	37,648									13,438
1875	1,249,073	52,373									13,518
1876	1,342,432	60,459									13,518
1877	1,418,285	58,054									13,518
1878	1,483,313	70,335									13,518
1879	1,519,351	52,730									13,518
1880	1,572,031	74,219	377,214								13,455
1881	1,631,159	97,529	593,539								13,527
1882	1,715,141	47,580	953,412								13,438
1883	1,834,917	52,975	592,105								13,518
1884	1,975,134	34,921	506,115								14,102
1885	1,914,130	65,187	326,003					1,700,598	202,170	1,913,768	14,468
1886	1,071,521	30,571	372,920					8,910,231	239,110	9,149,341	14,340
1887	1,126,892	33,055	448,595					8,180,634	219,651	8,399,285	14,874
1888	1,159,812	33,052	359,053					8,516,881	299,394	8,816,275	15,343
1889	1,134,531	77,537	640,127					13,242,021	336,191	13,578,212	15,333
1890	1,235,935	81,539	977,250					13,332,359	493,316	13,825,675	15,091
1891	1,282,240	81,478	494,845					14,703,308		14,902,110	15,084
1892	1,321,543	83,522						16,300,300		16,383,822	17,710
1893	1,363,351	83,522						17,351,733		17,435,255	17,311
1894	1,431,041	105,157	414,378					17,913,444		18,018,622	17,603
1895	1,495,991	30,571	876,711					19,581,438		19,612,009	18,143
1896	1,538,790	37,525	911,535					15,501,533	426,871	15,928,404	18,025
1897	1,595,998	39,998	911,612					16,381,247	397,180	16,778,427	18,322
1898	1,555,739	77,536	625,002					19,407,537	513,948	19,921,485	18,873
1899	1,604,439	73,561	636,944					19,437,328	731,323	20,168,651	19,335
1900	1,537,945	83,105	572,359					20,025,344	881,213	20,906,557	19,558
1901	1,683,038	39,317	712,019					20,037,616	874,284	20,911,900	19,335
1902	1,737,446	108,317	710,179					21,313,519	1,080,308	22,393,827	19,911
1903	1,805,833	108,211	701,058					22,525,376	1,127,798	23,653,174	20,581

Year	Memberships	Sealions	S.S. Enrollment	V. S. Enrollment	T. U. Enrollment	W.M.U. Enrollment	Summers Enrollment	Church Property	Mission Gifts	Total All Gifts	Churches
1904	1,552,039	103,021	775,235					23,824,593	1,210,151	25,034,744	20,372
1905	1,591,427	105,408	844,340					25,171,190	1,475,550	26,646,740	21,302
1906	1,646,648	124,811	875,080					27,411,133	1,704,390	29,115,523	22,778
1907	1,701,200	120,152	359,703					30,581,838	1,857,366	32,439,204	23,280
1908	2,139,080	146,717	1,055,721					34,687,020	1,997,034	36,684,054	24,887
1909	2,218,811	149,010	1,131,951					37,493,342	2,251,139	39,744,481	25,438
1910	2,332,404	134,410	1,248,113					34,895,393	2,450,207	37,345,600	26,243
1911	2,421,203	132,398	1,295,910					35,943,367	2,522,101	38,465,468	26,375
1912	2,446,266	123,471	1,329,723		19,730			40,634,380	2,531,973	43,166,353	26,932
1913	2,522,833	137,310	1,491,147		117,689			51,504,795	2,811,510	54,316,305	27,171
1914	2,585,338	151,441	1,795,371		139,869			59,831,438	3,038,044	62,869,482	28,389
1915	2,585,338	138,235	1,750,302		159,869			55,310,355	2,377,337	57,687,692	28,151
1916	2,744,038	153,327	1,744,342		185,071			61,150,355	3,233,011	64,383,366	28,602
1917	2,541,591	148,138	1,833,813		175,310			53,777,559	3,550,335	57,327,894	28,883
1918	2,497,128	118,833	1,759,048		159,935			48,873,725	3,511,300	52,385,025	28,851
1919	2,731,584	124,081	1,533,813		301,875			51,873,725	3,731,253	55,604,978	28,303
1920	2,819,346	175,939	1,923,810		322,101			57,732,335	4,035,661	61,768,000	27,444
1921	3,220,352	235,971	4,137,151		361,110			60,852,096	4,549,557	65,401,653	27,631
1922	3,385,411	236,844	4,250,155		388,010			62,121,000	4,343,512	66,464,512	27,911
1923	3,445,153	195,854	2,381,717		495,405	148,108		64,137,127	4,514,131	68,651,258	27,517
1924	3,674,581	209,970	4,543,953		561,110	537,330		65,999,275	4,820,435	70,819,710	28,141
1925	3,589,530	224,111	2,531,551	85,197	611,225	627,330		68,700,713	5,101,411	73,802,124	28,774
1926	3,818,084	197,133	2,163,331	44,230	641,300	641,300		70,542,330	5,343,532	75,885,862	29,274
1927	3,873,712	187,133	2,743,013	2,739,129	641,300	641,300		72,541,330	5,567,148	78,108,478	29,705
1928	3,706,515	183,021	2,775,132	51,079	641,300	641,300		74,541,330	5,791,148	80,332,478	30,130
1929	3,770,315	195,581	2,775,132	51,079	641,300	641,300		76,541,330	6,015,148	82,556,478	30,561
1930	3,850,413	195,374	2,839,188	51,079	641,300	641,300		78,541,330	6,239,148	84,780,478	31,000
1931	3,911,513	211,236	2,952,410	88,786	641,300	641,300		80,541,330	6,463,148	86,004,478	31,439
1932	4,053,130	211,236	3,051,469	71,585	641,300	641,300		82,541,330	6,687,148	89,228,478	31,878
1933	4,173,943	211,236	3,068,484	45,840	641,300	641,300		84,541,330	6,911,148	91,452,478	32,317
1934	4,277,823	239,984	3,104,411	100,324	641,300	641,300		86,541,330	7,135,148	93,676,478	32,756
1935	4,354,117	236,317	3,157,159	139,573	641,300	641,300		88,541,330	7,359,148	95,900,478	33,195
1936	4,482,815	236,317	3,173,456	106,156	641,300	641,300		90,541,330	7,583,148	98,124,478	33,634
1937	4,482,815	236,317	3,173,456	106,156	641,300	641,300		92,541,330	7,807,148	100,348,478	34,073
1938	4,586,002	236,317	3,211,707	234,247	641,300	641,300		94,541,330	8,031,148	102,572,478	34,512
1939	4,770,135	236,317	3,268,851	375,839	641,300	641,300		96,541,330	8,255,148	104,796,478	34,951
1940	4,939,171	236,317	3,523,853	421,377	641,300	641,300		98,541,330	8,479,148	107,020,478	35,390
1941	5,131,431	236,317	3,550,374	511,205	641,300	641,300		100,541,330	8,703,148	109,244,478	35,829
1942	5,238,132	236,317	3,583,467	601,033	641,300	641,300		102,541,330	8,927,148	111,468,478	36,268
1943	5,337,132	236,317	3,630,949	641,114	641,300	641,300		104,541,330	9,151,148	113,692,478	36,707
1944	5,445,027	236,317	3,732,411	515,704	641,300	641,300		106,541,330	9,375,148	115,916,478	37,146
1945	5,567,926	213,223	3,872,499	630,437	641,300	641,300		108,541,330	9,600,148	118,140,478	37,585
1946	5,895,554	225,939	3,945,119	801,218	641,300	641,300		110,541,330	9,824,148	120,364,478	38,024
1947	6,070,805	215,123	4,038,024	932,193	641,300	641,300		112,541,330	10,048,148	122,588,478	38,463
1948	6,270,821	215,123	4,004,705	1,023,790	641,300	641,300		114,541,330	10,272,148	124,812,478	38,902
1949	6,483,211	215,123	4,101,343	1,114,387	641,300	641,300		116,541,330	10,496,148	127,036,478	39,341
1950	6,731,233	195,994	4,283,850	1,243,072	641,300	641,300		118,541,330	10,720,148	129,260,478	39,780
1951	7,007,543	195,994	4,399,301	1,372,764	641,300	641,300		120,541,330	10,944,148	131,484,478	40,219
1952	7,374,385	195,994	4,558,835	1,501,456	641,300	641,300		122,541,330	11,168,148	133,708,478	40,658
1953	7,834,431	195,994	4,718,369	1,630,148	641,300	641,300		124,541,330	11,392,148	135,932,478	41,097
1954	8,394,431	195,994	4,877,903	1,758,840	641,300	641,300		126,541,330	11,616,148	138,156,478	41,536
1955	8,954,431	195,994	5,037,437	1,887,532	641,300	641,300		128,541,330			

HISTORICAL TABLE
OF the Southern Baptist Convention Since Its Organization

Table with 5 columns: Date, Place of Meeting, Registrations, Presiders, Secretaries, and Preachers. Rows include meetings from 1843 to 1897 across various states like Georgia, Virginia, North Carolina, etc.

HISTORICAL TABLE—Continued

Continuation of the Historical Table with 5 columns: Date, Place of Meeting, Registrations, Presiders, Secretaries, and Preachers. Rows include meetings from 1898 to 1948 across various states like Arkansas, Louisiana, Missouri, etc.

HISTORICAL TABLE—Continued

Date	Place of Meeting	Registration	Presidents	Secretaries	Minutes
1949	Oklahoma City, Oklahoma	9,303	Robert G. Lee, Tennessee	Forster Routh, Tenn.; Joe W. Burton, Tenn.	Norman W. Cox, Mississippi
1949	Chicago, Illinois	8,151	Robert G. Lee, Tennessee	Forster Routh, Tenn.; Joe W. Burton, Tenn.	R. U. Campbell, North Carolina
1951	San Francisco, California	3,493	Robert G. Lee, Tennessee	Forster Routh, Tenn.; Joe W. Burton, Tenn.	C. Ray Angell, Florida
1952	Miami, Florida	10,880	J. D. Gray, La.	Forster Routh, Tenn.; Joe W. Burton, Tenn.	Wesley Pollard, Tenn.
1953	Houston, Texas	12,375	J. D. Gray, La.	Forster Routh, Tenn.; Joe W. Burton, Tenn.	J. H. Landes, Texas
1954	St. Louis, Missouri	10,923	W. Storer, Oklahoma	Joe W. Burton, Tenn.; James W. Merritt, Ga.	State A. Murphy, Tenn.
1955	Miami, Florida	10,837	W. Storer, Oklahoma	James W. Merritt, Ga.; Joe W. Burton, Tenn.	Arthur F. Switney, Ga.
1956	Kansas City, Missouri	12,254	C. Warner, N. C.	James W. Merritt, Ga.; Joe W. Burton, Tenn.	Harry P. Stagg, N. Mex.

BAPTIST STATE ASSEMBLIES

State	Name	Location	Dates
Alabama	Shoeco Springs Baptist Assembly	Fallada	May 20-Sept. 6
Arizona	Paradise Valley Baptist Assembly	Prescott	
Arkansas	Arkansas Baptist Assembly	Silvana Springs	June-July
California	Jennex Park Baptist Assembly	New Sonora	August 8-21
Colorado	Montana and North Dakota Assembly	Leadville, Minn.	July 1-5
	Old Faithful Assembly	Casper, Wyoming	July 15-18
Florida	Florida Baptist Assembly	Fort Pierce	June 7-14
	West Florida Baptist Assembly	Panama City	July 2-10
	Harmony Bay Music Camp for Young Adults	Panama City	July 15-23
	Harmony Bay Music Camp for Young People	Panama City	July 24-Aug. 1
Georgia	Camp Florida	Clayton	August 18-27
	Camp Glynn	Blacksburg	June-August
Kansas	Arkansas Southern Baptist Assembly	Topeka	June-August
Kentucky	Cedar Grove Baptist Assembly	Roanoke I. Biggs	August 9-9
Maryland	Maryland Baptist Summer Assembly	Wood College, Frederick	June-September
Mississippi	Florida Baptist Assembly	Pass Christian	July 29-August 3
Missouri	Hollister Hill	Hollister	April 30-August 31
New Mexico	Julow Youth Camp	Near Albuquerque	June-August
North Carolina	North Carolina Baptist Assembly	Southern	June-July
	Fruiland Baptist Camp	Headquarters	June-August
Ohio	Seneca Lake Baptist Assembly	Seneca Falls	June-August
Oklahoma	Kalla Baptist Assembly	Lawton	July 1-August 15
Oregon-Washington	Mount Baker Baptist Assembly	Dave	July 18-August 5
South Carolina	Camp Rawls (W. M. U. Camp)	Waggoner State Route Derring	August 15-22
Tennessee	Camp Loudon	Loudon	June-August
	Camp Carson	Carson Springs	June-August
Texas	District Assemblies		June-August
Virginia	Lyndeburg	Lyndeburg	July 8-August 10
	Harrisonburg	Harrisonburg	July 1-August 18
	Virginia Beach	Virginia Beach	June 11-July 31
	Manassas	Manassas	July 8-August 7
	Charlottesville	Charlottesville	June 12-August 18

BAPTIST CHILDREN'S HOMES, SOUTHERN BAPTIST CONVENTION, 1956

State	Name and Location	Superintendent	Number of Residents	No. under care living off campus	Number Employees	Total Endowment	Received from Corporate Program	Total Expenditures	Capital Expenditures	Plant Value	Date Organized
Alabama	Alabama Baptist Children's Home, Box 430, Troy	E. E. Cox	119	19	31	\$ 21,000	\$ 258,298	\$ 31,000	\$ 730,000	1951	
Arkansas	Bottoms Baptist Orphanage, Morrilton	Harold C. Seefeldt	126			70,000	117,215	51,897	537,835	1884	
California	Sevey Child Children's Home, Bakersfield	W. A. Herring	20		3	1,500	19,370		150,000	1954	
Dist. of Col.	No report										
Florida	Florida Baptist Children's Home, Lakeland	T. M. Jones	150	18	28	150,000	53,000	145,000	722,480	1905	
	Baptist Home for Children, 2322 Barton Rd., Jacksonville	Shirley M. Bishop	33		15	185,000		85,974	760,800	1927	
Georgia	Georgia Baptist Children's Home Inc., Hapeville, Spaldow County, Ga.	John C. West	151		88	577,000		748,030	177,000	1,831,000	1872
Illinois	Baptist Children's Home, Carmi	Wade B. East	50		21	2,957		151,552		344,515	1917
Kentucky	Old Day Baptist Children's Home, Headale	C. Ford Thomas	613	12	30	280,297	58,510	137,704	5,507	510,132	1915
Kentucky	Spring Meadows, Middletown	Sam Ed Bradley	180	93	26	475,800	30,127	209,059	81,780	1,545,710	1889
Louisiana	Louisiana Baptist Children's Home, Monroe	D. C. Brock	157		33		13,000	149,326	3,380	723,854	1939
Mississippi	Mississippi Baptist Orphanage Inc., P. O. Box 7, Jackson	W. G. Wise	123		30	10,000	25,000	112,458	31,510	1,051,353	1834
Missouri	Missouri Baptist Children's Home, Pattonville	Edgar E. Hark	129	12	53	300,000	42,000	200,000	25,000	313,123	1928
New Mexico	New Mexico Baptist Children's Home, Fortales	Walker C. Hubbard	74		11	1,000		52,328		302,404	1919
North Carolina	Baptist Children's Home of N. C. Inc., Thomasville	W. C. Reed, Gen. Supt.	533	128	153	375,050	127,347	723,162	77,134	2,391,000	1885
Oklahoma	Boys Ranch Town, 1141 N. Robinson, Oklahoma City	H. Truman Maxey, Gen. Supt.	14		4	115,000	21,100	32,000	300	175,842	1905
Oklahoma	Baptist Children's Home, Oklahoma City	H. Truman Maxey, Gen. Supt.	159	18	44	50,000		281,199	12,359	1,559,571	1905
South Carolina	Connie Maxwell Children's Home, Greenwood	Sam M. Smith	276	131	71	207,500	52,765	228,524	16,700	1,790,043	1941
Tennessee	Tennessee Baptist Children's Home, Inc., Belmont at 15th Avenue, South Nashville	W. C. Creamer, Gen. Supt.	304	5	57	25,000	180,000	241,000	3,000	1,750,000	1901
Texas	Buckner Orphans Home, Route 4, Dallas	E. L. Garnett, president G. G. Dickey, supt.	525		130	3,836,023		519,003	50,000	4,400,319	1879
Texas	Mexican Baptist Orphans Home, Route 9, Box 301, San Antonio, Texas	E. J. Gregory	140		29			1,209,350	58,133	261,132	1844
Texas	South Texas Children's Home, Besville	J. M. Langford	52		17			150,000	60,000	500,000	1952
Texas	Texas Baptist Children's Home, Dwyer 7, Round Rock	James G. McVay, Jr.	158		23	23,542		138,522	55,521	658,000	1950
Texas	Hickner Boy's Home, Bastrop	Gordon S. Taylor	15		12						1951
Virginia	Virginia Baptist Children's Home, Salem	H. Franklin Hays, Jr.	200	180	51	15,000		270,000	170,000	1,700,000	1890
	Total		4,722	657	1,363	7,792,740	571,449	8,838,382	1,864,398	24,828,916	

* Niles Home, Thomasville, C. A. Kearns, Supt.; Kennedy Home, Kinston, W. A. Smith, supt.
 † Charles T. Boldin, rec. supt.; James V. Browning, exec. supt.
 ‡ Connected to four homes: Franklin, Memphis, Hapeville, & Jacksonville
 § Included in report for Buckner Orphans Home

THE SOUTHERN BAPTIST HANDBOOK

BAPTIST HIGHLIGHTS

SELECTED ITEMS FROM THE SURVEY BULLETIN, 1956

Baptist Highlights

- C. E. Matthews, secretary of evangelism for the Home Mission Board from 1947 until his retirement on January 1, 1956, died at a Marshall, Texas, hospital, following a heart attack.
- J. W. Storer, past president of the Southern Baptist Convention, resigned the pastorate of First Baptist Church, Tulsa, Oklahoma, to become executive secretary of the Southern Baptist Foundation, succeeding T. L. Holcomb who resigned in June, 1956. Dr. Storer ended his twenty-five year pastorate in November, 1956, and moved to Nashville, Tennessee. During his pastorate, the Tulsa church increased its membership from 2,000 to 6,000 and its yearly gifts from \$43,000 to \$400,000.
- W. L. Howe, director of the Education Division of the Baptist Sunday School Board, and Andrew Allen, state Sunday school secretary of Texas, on their tour of missions fields in the interest of Christian education, visited ten countries where they participated in conferences and meetings which were attended by approximately 11,000 persons in 272 churches and thirty-nine missions.
- If we can imagine the whole of our Southern Baptist history compressed into a single year, on July 1 we would have had approximately 1½ million Southern Baptists. By November 1, we still would have had less than 5 million members. In December alone we would have added more than 2½ million to swell our total to our present 8 million members. And, money-wise, the total gifts through our churches during the last fifteen days of the year would have equaled the amount given from January through June.
- The Foreign Mission Board reported that the 2,366 Baptist churches related to Southern Baptist work on mission fields baptized 24,242 people in 1955, bringing the total membership of the churches to 226,494. (Figures for China were not available.) The 3,209 Sunday schools on mission fields reported an enrollment of 163,582. Among the 791 Baptist schools were twenty-two theological seminaries with 896 enrolled, and eight training schools with 624 enrolled.
- During 1955 the Sunday School Board distributed 65,863,382 periodicals—an increase of 6,210,700 over 1954. There were 1,123 regular employees of the Board as of December 31, 1955, as follows: in Nashville, 474; in the forty-seven book stores, 461; at Ridgecrest Baptist Assembly, 28; and at Charlotte Baptist Assembly, 4. There were 291 temporary workers employed during 1955.
- The amount of \$1,157,304 received in April, 1956, for the Southern Baptist Convention's Cooperative Program was the highest for any single month in history up to that date. Also, the total funds for January-April, 1956, was at that time the largest on record for the period—\$9,911,255, including both Cooperative Program (undesignated) and designated gifts, and it was \$1¼ million greater than the 1955 amount.
- The nineteenth session of the Southern Baptist Convention in Kansas City, Missouri, registered 12,342 messengers, the second time in the history of the Convention that the registrations exceeded 11,000. The Houston Convention, in 1953, registered 12,976. C. C. Warren, Charlotte, North Carolina, was re-elected president.
- More than ninety-three cents of every dollar received in 1955 by the Foreign Mission Board went directly to mission fields—or \$16,017,383 out of \$10,736,271. Less than three cents of the dollar went for administrative expenses; slightly more than three cents, for promotion of the Board's work; and slightly more than half a penny of the Board's dollar went for general expenses.
- The Home Mission Board, meeting at Ridgecrest Baptist Assembly, set as a goal 2,000 missionaries by 1959. There were in 1956 1,163 home missionaries. The year 1959 was also set for a year of evangelistic emphasis to include a Convention-wide simultaneous revival. Goals were set for 1,000 new churches annually in co-operation with the state boards and to increase the building loan fund to \$5 million. It was announced that the Annie Armstrong mission offering for 1956 (through July 25) was \$1,539,161.77, which was \$39,161.77 above the goal.
- In a study by the Department of Survey, Statistics, and Information, Baptist Sunday School Board in 1956, it was revealed that a minimum of 7,211 Southern Baptist churches had pastors who were also engaged in paid secular work, and of this number, 4,651 were full-time churches.
- The Southern Baptist Foreign Mission Board, in its annual fall meeting in Richmond, Virginia, October 9-10, 1956, adopted a budget of \$8,125,604.34 for 1957, an increase of \$627,422.66 over 1956; appointed eighteen people for overseas service, increasing the total number of active missionaries to 1,098; and set a goal of 130 appointments for 1957.
- Southern Baptist territory is expanding. In 1940 we had Southern Baptist churches in nineteen states; in 1950, in twenty-three states; and in 1956, in at least forty-three states. In 1950, the population of these twenty-three states was 75 million, while in 1956 the population of Southern Baptist states was approximately 155 million.
- Churches of the Southern Baptist Convention commemorated the fifteenth year of the "Baptist Hour" with a special week, May 21-27, 1956, with May 27 as "Baptist Four Sunday." The "Baptist Hour" was at this time broadcast by about 400 stations in thirty-five states and heard by an estimated audience of more than 20 million in the United States.
- A new four-state Southern Baptist regional convention was formed in Great Falls, Montana, by representatives of thirty-five churches in

(Continued on page 84)

SECTION III

The World of Religion

SELECTED ITEMS FROM THE SURVEY BULLETIN, 1956

In the World of Religion

• Whole Bibles, Testaments, or Bible portions had been published in 1,092 languages and dialects by the end of 1955, according to the American Bible Society. As of the end of 1955, the whole Bible had been made available in 207 languages or dialects, a complete Testament in 265 more, and one or more single books in 520 others.

• The enrolment in Roman Catholic schools and colleges in 1956 reached a record of 4,500,000, and is expected to reach an additional million by 1960. The growth of Catholic schools has been about 100 per cent in the last twenty-five years.

• Membership in the Church of Jesus Christ of Latter-day Saints (Mormons) as of December 31, 1955, was announced as 1,357,274, a gain of 4 per cent over the previous year. At their 126th annual conference in Salt Lake City, Utah, President David O. McKay reported that "all dedicated buildings are wholly paid for" and that "the Church is entirely free from debt."

• The Methodist Church in 1956 had 204 affiliated hospitals, homes for the aged, and homes for children. This represents an increase of eleven over four years before. Assets of the institutions were reported in excess of \$300 million.

• In three years after publication the new Revised Standard Version of the Bible sold 3,600,000 copies—an average of more than a copy every thirty seconds.

• Gideons International by 1956 had distributed a grand total of 12,313,243 Bibles, Testaments, and Gospels since its founding fifty-eight years earlier. More than two million of these were placed during 1955, with three-fourths of these being distributed in the United States. Gideons' world membership was 21,645 in 1955 with the United States membership providing 14,986 of this total.

• Church membership in the United States reached a record 100,162,528 in 1955, a gain of 2,679,918 over the previous year. A total of 60.9 per cent of Americans belong to religious bodies. By comparison, it was 56 per cent in 1950, 49 per cent in 1940, and 57 per cent in 1950. Of the total with religious affiliation, 58,448,567 are Protestants; 23,896,641, Roman Catholics; 5,600,000, Jewish; 2,336,945, Eastern Orthodox; 367,370, Old Catholics and Polish

National Catholics and 48,606 Buddhists. Continuing an upsurge that goes back to World War II, church membership gains in 1955 again outstripped population growth. Percentage-wise, the increase was 2.8 over 1954 as compared with a United States population gain of 1.8 per cent in this period. The compilation shows that more than 85 per cent of all members are in eighty-two religious bodies. More than 85 per cent of Protestants in the nation are included within nine general denominational families. Baptists, divided in twenty-seven church bodies, number 18,793,097. Methodists, in twenty-two denominations, are second with 11,784,060. Then follow the Lutherans, with 7,059,593 in nineteen bodies.

• Of the 3 million men in the armed forces, 57 per cent have had some degree of religious background, while the other 43 per cent have had no previous association with any religious body. More Americans "graduate" from the military service each year than from all our colleges and universities combined.

• It was reported that in 1956 2,750,000 pupils (about 1,755,000 of them Protestants) were enrolled in weekday religious schools in the United States.

• From 1946 to 1956, the Presbyterian Church, U.S.A., increased its net membership more than 23 per cent; increased church school enrolment; almost 15 per cent; founded more than 550 new congregations; and reported an increase of 171 per cent in total giving. They reported a membership of 2,376,211 in 3,006 churches in 1956.

• In 1956 there were 34,692 Protestant missionaries in the field from all countries, and 44,227 Roman Catholic missionaries; however, only 5,126 Catholic missionaries were from the United States. In 1955 the missionary agencies had an income of \$130 million, of which \$73,493,000 was received by the eighty-five mission agencies associated in some way with the National Council. This was an increase of about 60 per cent in income in four years.

• Giving for religious purposes in the United States amounts to more than \$1 billion annually, according to the American Association of Fund-Raising Counsel. Estimates for 1955 indicate total religious giving in 1955 reached \$8,120,878,358, approximately 10 per cent higher than 1954.

(Continued on page 81)

MEMBERSHIP STATISTICS OF LARGER RELIGIOUS BODIES IN THE UNITED STATES

Religious Body	Members 1955	Members 1954	Churches 1955	Churches 1954	Sunday School Membership 1955	Sunday School Membership 1954
Seventh-day Adventists	277,162	270,079	2,558	2,845	273,823	265,445
Assemblies of God	400,047	400,000	7,220	7,170	805,182	775,100
American Baptist Convention	1,513,897	1,505,871	6,450	6,465	969,007	944,324
Southern Baptist Convention	8,467,439	8,163,562	30,340	29,863	6,632,418	6,348,681
National Baptist Convention, U.S.A., Inc.	a4,557,416	4,557,416	a25,603	25,603	a2,407,349	2,407,349
National Baptist Conv. of America	2,610,774	2,608,974	11,291	11,136	1,000,100	1,000,100
American Baptist Association	d286,691	d286,691	d2,105	d2,105	c146,000	c146,000
Free Will Baptists	159,831	405,000	1,947	4,023	140,000	490,000
National Primitive Baptist Conv. of the U.S.A.	e80,000	e80,000	e1,019	e1,019	e42,308	e42,308
Primitive Baptist	e72,000	e72,000	e1,000	e1,000	h40,360	h40,360
United Free Will Baptist Church	c100,000	c100,000	c838	c 836	c31,500	c31,500
Church of the Brethren	165,866	193,547	1,049	1,055	154,275	140,573
Church Unity Science Church	b1,581,286	b1,581,286	b4,481	b4,481	b548,990	b658,990
Church of God, (Cleveland, Tenn.)	142,688	138,349	2,803	2,750	263,419	251,463
Church of God, (Anderson, Ind.)	122,823	116,656	2,146	2,089	218,880	212,461
Church of God in Christ	343,828	328,304	3,500	3,240	78,569	76,127
Church of the Nazarene	270,376	266,551	4,080	3,970	582,475	551,266
Churches of Christ	1,600,000	1,600,000	16,500	16,500	h209,615	h209,615
Congregational Christian Churches	1,349,045	1,298,205	5,561	5,425	773,232	730,931
Disciples of Christ	1,897,736	1,881,911	7,951	7,925	1,246,465	1,216,912
Evangelical and Reformed Church	774,277	761,842	2,732	2,735	545,512	533,292
Evangelical United Brethren Church	737,489	746,206	4,370	4,498	687,713	687,713
Federated Churches	h88,411	h88,411	h508	h508	h69,628	h69,628
Independent Fund. Churches of Am.	g65,000	g65,000	g650	g650		
International Church of the Foursquare Gospel	94,871	87,206	650	604	62,567	62,765
Church of Jesus Christ of Latter-day Saints	1,230,021	1,179,887	2,624	2,619		1,021,774
Reorg. Church of Jesus Christ of Latter-day Saints	137,856	134,765	808	764	80,623	80,800
American Lutheran Church	836,485	799,790	1,919	1,896	a362,107	331,471
Augustana Evangelical Lutheran Church	529,662	510,116	1,169	1,155	218,105	208,665
Evangelical Lutheran Church	840,580	800,536	2,444	2,460	a313,210	292,786
Lutheran Church, Missouri Synod	2,004,110	1,932,000	4,805	4,701	678,156	639,709
Evangelical Lutheran Joint Synod of Wis. and other states	a228,686	322,947	a850	886	a49,067	46,303
United Lutheran Church in America	2,178,726	2,113,779	4,650	4,015	987,466	955,564
Methodist Church	70,283	68,993	1,440	508	105,133	91,910
African Methodist Episcopal Church	d1,166,301	d1,166,301	d5,878	d5,878	d563,432	d363,432
African Methodist Episcopal Zion Church	760,000	c760,158	3,080	c3,160	400,000	c350,675
Christian Methodist Episcopal Church	d399,167	d392,167	d2,469	d2,469	f125,382	f125,382
The Methodist Church	9,292,046	9,202,728	39,854	39,801	6,810,661	6,701,166
United Pentecostal Church	125,000	125,000	1,500	1,200	c130,000	c130,000
Cumberland Presbyterian Church	84,990	84,776	1,067	1,008	89,034	87,768
Presby. Church in the U.S.	810,917	780,837	1,852	3,606	677,875	624,068
Presby. Church in the U.S.A.	2,645,745	2,526,129	8,282	8,282	1,619,262	1,554,538
United Presby. Church of N.A.	944,673	237,293	833	827	192,986	171,733
Protestant Episcopal Church	a2,757,944	b2,660,699	a7,271	b7,170	a776,847	713,113
Christian Reformed Church	204,821	196,822	481	466	51,417	46,361
Reformed Churches in America	305,323	203,230	804	756	161,877	159,650
Salvation Army	248,641	240,136	1,323	1,327	161,748	133,504
Unitarian Churches	96,715	90,398	348	366	47,561	40,721
Universalist Church of America	40,977	71,020	366	401	21,275	17,040
Totals	55,113,168	54,294,493	244,277	244,469	32,334,793	32,657,770
Roman Catholic	33,396,647	32,403,332	21,086	20,784	2,277,948	2,087,565
Polish National Catholic Church of Am.	a265,879	265,879	a156	156	d23,543	d23,543
Buddist Churches of America	e63,000	63,000	48	48	a15,450	a15,450
Jewish Congregations	a5,500,000	5,500,000	a4,079	4,079	a412,818	412,818
International General Assembly of Spiritualists	163,000	c157,000	201	182	e4,635	4,635
Armenian Apostolic Orthodox Ch. of Am.	75,000	80,000	50	49	2,883	2,370
Greek Archdiocese of N. and S. Am.	1,000,000	1,000,000	353	347	25,000	30,000
Romanian Orthodox Church	50,000	50,000	51	55	771	650
Russian Orthodox Greek Catholic Ch. of N.A.	750,000	440,000	356	326		6,473
Russian Orthodox Ch. Outside Russia	d55,000	d55,000	d91	d91		
Serbian Eastern Orthodox Church	100,000	100,000	53	53	3,080	1,050
Syrian Antiochian Orthodox Church	100,000	75,000	80	78	5,750	3,800
Totals	41,518,526	40,189,211	26,599	26,265	2,771,878	2,588,184
Smaller Religious Bodies	2,330,835	2,698,907	34,574	29,328	3,814,362	2,377,576
Grand Totals	100,162,528	97,482,611	305,449	300,056	38,921,033	37,623,530

Source: 1955 and 1956 YEARBOOK OF AMERICAN CHURCHES.

a-1954 figure, b-1953 figure, c-1952 figure, d-1951 figure, e-1950 figure, f-1949 figure, g-1946 figure, h-1936 figure, i-1944 figure.

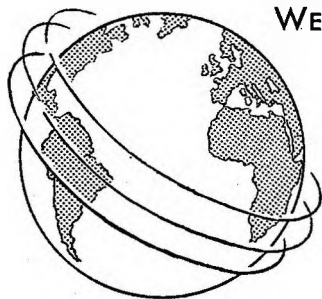
BAPTISTS AROUND THE WORLD

NORTH AMERICA 19,167,835

EUROPE
1,123,070

CENTRAL AMERICA AND
WEST INDIES 98,455

ASIA 706,321



SOUTH AMERICA
138,098

AFRICA 237,788

AUSTRALIA AND OCEANIA
45,617

SOURCE: BAPTIST WORLD ALLIANCE

BAPTIST WORLD STATISTICS

Figures as of December 31, 1954, as far as possible.

Statistics from some areas are not complete.

EUROPE

Austria	1,000	
Belgium	274	
Bulgaria	676	(1941)
Channel Isles	492	
Czechoslovakia	3,155	(1941)
Denmark	7,301	(1955)
England	200,967	
Estonia	10,000*	
Finland	3,382	
France	3,218	
Germany	99,812	
Holland	7,043	
Hungary	19,000	(1956)
Ireland	5,197	(1956)
Isle of Man	46	
Italy	4,390	
Latvia	9,000*	
Lithuania	1,000*	
Norway	7,422	
Poland	2,500	(1956)
Portugal	1,438	
Romania	80,000	(1956)

Scotland	20,122	(1956)
Spain	2,500	
Sweden	36,070	
Switzerland	1,395	
U. S. S. R.	512,430	
Wales	100,195	
Yugoslavia	3,045	
TOTAL FOR EUROPE	1,123,070	

*Estimate—not included in total.

ASIA

Burma	200,000	
Ceylon	1,609	
China-proper	90,000*	
Hong Kong and Macao	7,252	
Formosa (Taiwan)	2,694	
India	349,489	
Indonesia	126	
Israel	52	
Japan	13,728	
Java	23	
Jordan	28	
Korea	6,436	
Lebanon	119	
Malaya	537	
New Guinea	—	
Pakistan	12,565	
Philippines	20,348	
Thailand	1,315	
TOTAL FOR ASIA	706,321	

*Estimate on 1941 basis.

AUSTRALASIA AND OCEANIA

Australia	31,588	
New Zealand	11,077	
Hawaii	2,952	
TOTAL FOR AUSTRALASIA AND OCEANIA	45,617	

AFRICA

Algiers	—	
Angola	9,898	
Belgian Congo	101,273	
Cameroons, British	15,000	
Cameroons, French	10,931	
Ethiopia	6	
Egypt	120	
French Equatorial Africa	3,574	
Gold Coast	1,720	
Kenya	—	
Liberia	15,000	
Mozambique	—	
Nigeria	43,888	
Nyasaland	1,010	
Portuguese East Africa	1,800	
Rhodesia, Northern	686	
Rhodesia, Southern	1,125	
St. Helena	96	
Sierra Leona	429	
South Africa	31,182	
Spanish Morocco	50	
TOTAL FOR AFRICA	237,788	

CENTRAL AMERICA AND WEST INDIES

Bahamas	16,000	
Costa Rica	395	
Cuba	14,412	
El Salvador	2,685	
Guatamala {	1,147	
Honduras {		
Haiti	28,457	
Jamaica	23,617	
Nicaragua	3,464	
Panama	1,134	
Puerto Rico	6,394	
Trinidad and Tobago	750	
TOTAL FOR CENTRAL AMERICA AND WEST INDIES.....		98,455

SOUTH AMERICA

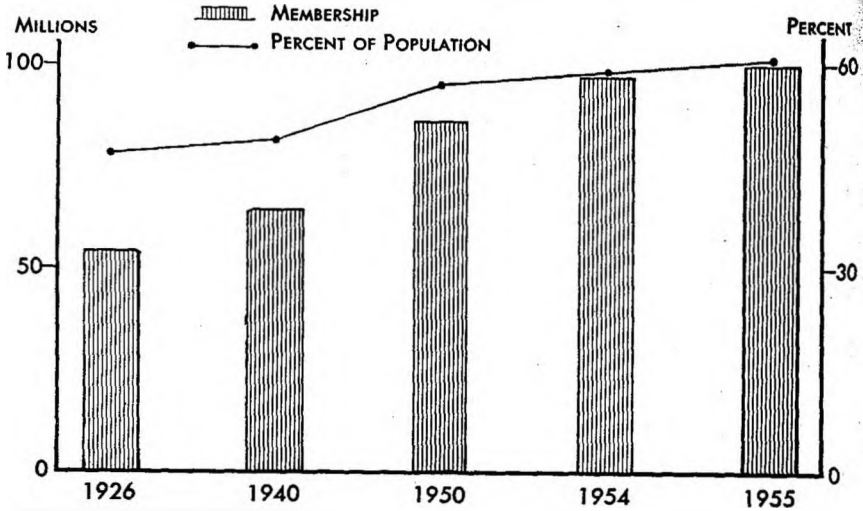
Argentina	11,655	
Bolivia	1,000	
Brazil	115,066	
Chile	6,406	
Colombia	1,155	
Ecuador	64	
Guiana, British	245	
Guiana, Dutch	40	(1956)
Paraguay	679	
Peru	545	
Uruguay	743	
Venezuela	500	(1955)
TOTAL FOR SOUTH AMERICA		138,098

NORTH AMERICA

Alaska	2,775	
Canada	155,254	
Mexico	16,125	
United States		
American Baptist Convention	1,505,871	
Baptist General Conference of America	52,485	
National Baptist Convention, U.S.A., Incorporated	4,557,416	
National Baptist Convention of America	2,608,974	
North American Baptist General Conference	45,920	
Seventh Day Baptist General Conference	6,189	
Southern Baptist Convention	8,708,823	(1956)
18 Other Baptist Bodies	1,508,003	18,993,681
TOTAL FOR NORTH AMERICA		19,167,835

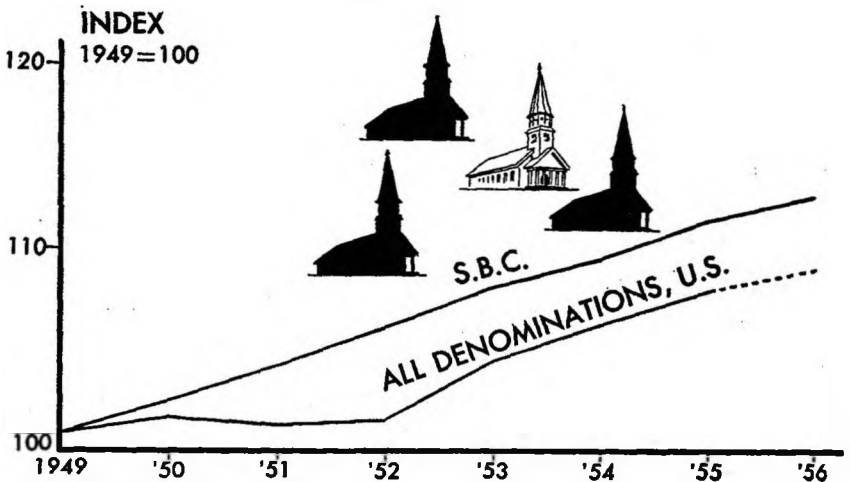
Europe	1,123,070
Asia	706,321
Australasia and Oceania	45,617
Africa	237,788
Central America and West Indies	98,455
South America	138,098
North America	19,167,835
GRAND TOTAL	21,418,729

MEMBERSHIP OF RELIGIOUS BODIES IN THE UNITED STATES, 1926-1955



Source: Yearbook of American Churches

RELATIVE INCREASE IN NUMBER OF CHURCHES 1949-1956



Source: Yearbook of American Churches

TOTAL NUMBER OF CHURCHES AND CHURCH MEMBERS, UNITED STATES, 1940-1955


Churches . . .

244,319



1940

285,834



1950

305,449



1955

Members . . .

64,501,594



1940

87,548,021



1950

100,162,529



1955

SOURCE: Yearbook of American Churches

TOTAL CONTRIBUTIONS FROM LIVING DONORS

Religious Body	Total Benevolences	Congregational Expenses	Total Contributions	Foreign Missions	Total Per Capita Contributions	Membership
1. *American Baptist Convention	\$ 48,940,941	\$ 10,242,236	\$ 54,183,177	\$ 9,318,002	\$ 184.32	378,085
2. *American Baptist Convention	7,282,883	37,493,303	45,196,920	1,252,599	1,528,210
3. *National Convention U.S.A. Inc.	547,579	3,318,984	4,145,819	151,894	84.19	48,301
4. *North American General Conference	52,195	15,500	210,899	11,740	34.61	6,100
5. *Brethren in Christ	68,360,247	276,476,036	334,836,283	10,938,862	41.00	8,107,439
6. *Brethren in Christ	411,197	981,921	1,373,118	72.31	15,088
7. *Church of the Brethren	2,207,533	5,848,007	8,130,616	281,780	63.00	172,271
8. *Brethren Church (Ashland, Ohio)	177,877	815,133	783,110	39,826	42.42	15,197
9. *Brethren in Christ	303,043	492,408	795,614	55,555	130.58	8,092
10. *Church of the Nazarenes	1,853,978	2,457,708	35,144,378	2,279,388	123.59	277,543
11. *Church of God (Anderson, Indiana)	1,374,741	3,475,931	11,546,741	427,140	139.30	106,877
12. *Church of God in N. A. (General Eldership)	257,846	1,471,847	1,730,382	30,134	11.92	35,544
13. *Disciples of Christ	5,313,322	71,101,885	80,518,810	1,812,453	50.00	1,342,645
14. *Disciples of Christ	17,431,400	51,053,799	55,925,184	2,218,041	38.77	1,503,085
15. *Eastern American Catholic (Syracuse, Ontario)	17,431,400	14,313	32,337	1,580	8.11	8,111
16. *Ukrainian Catholic Church of America	7,000	10,000	17,000	251	30,815
17. *Evangelical and Reformed	8,200,285	85,157,121	41,383,405	374,718	52.74	784,270
18. *Evangelical Free Church of America	1,287,540	2,810,140	1,348,338	874,873	131.84	20,052
19. *Evangelical Missionary Church of America	1,755,188	5,845,952	7,684,113	631,157	138.96	55,182
20. *Evangelical United Brethren	3,430,448	32,106,183	41,194,831	1,867,658	76.01	143,826
21. *Friends Our Yearly Meeting	151,244	893,727	731,671	82,153	119.77	8,823
22. *International Fourquare Gospel	707,194	3,348,118	4,865,813	955,300	80.85	85,330
23. *Lutheran American	5,484,315	41,417,011	49,411,858	662,311	67.05	832,897
24. *Lutheran American	4,329,288	17,731,061	22,000,350	775,210	80.12	307,417
25. *Lutheran American	7,583,163	62,481,016	54,070,341	7,399,350	59.22	670,482
26. *Lutheran American	600,878	2,407,371	2,705,747	70.73	68,577
27. *Lutheran American	146,972	912,710	1,059,682	39,205	44.75	24,224
28. *Lutheran American	23,003,197	79,647,771	132,039,918	1,650,802	73.88	1,344,627
29. *Lutheran American	55,488	854,317	437,150	1,801	51.88	8,448
30. *Lutheran American	17,448,453	85,026,461	83,170,787	2,433,082	55.35	1,655,708
31. *Lutheran American	5,979,715	4,124,390	2,885,459	102,381	60.84	77,738
32. *Lutheran American	2,310,897	9,279,102	11,998,489	43,802	51.40	225,302
33. *Lutheran American	48,924	157,828	256,752	38,520	116.18	2,210
34. *Lutheran American	1,206,254	1,375,808	2,052,082	355,818	72.03	15,731
35. *Lutheran American	1,359,317	1,480,194	3,480,271	51.23	86,947
36. *Lutheran American	3,411,304	5,810,210	3,725,018	2,243,591	133.15	45,109
37. *Lutheran American	31,779,361	382,716,652	389,490,618	7,344,450	41.58	8,218,278
38. *Lutheran American	1,254,213	6,460,202	6,723,411	253,419	183.39	33,301
39. *Lutheran American	85,112	193,397	232,509	2,337	53.80	4,322
40. *Lutheran American	246,311	901,347	1,241,008	103,250	48.15	25,249
41. *Presbyterian	814,100	1,023,874	1,354,533	51,557	69.45	27,111
42. *Presbyterian	481,818	3,519,349	5,701,333	130,515	44.51	51,400
43. *Presbyterian	104,825	532,047	717,594	83,232	115.30	8,010
44. *Presbyterian	15,084,822	33,548,131	58,263,280	2,609,478	81.43	3,341,010
45. *Presbyterian	64,059,297	139,828,401	193,478,548	7,145,821	55.20	2,680,800

TOTAL CONTRIBUTIONS FROM LIVING DONORS—(Continued)

Religious Body	Total Benevolences	Congregational Expenses	Total Contributions	Foreign Missions	Total Per Capita Contributions	Membership
67. *United	\$ 3,478,531	\$ 12,548,929	\$ 15,019,513	\$ 1,061,118	\$ 85.39	164,873
68. *United	17,746,324	75,197,758	92,944,082	2,259,973	48.64	1,314,913
69. *United	5,792,245	13,787,277	17,339,672	869,878	84.05	207,732
70. *United	557,572	1,388,652	1,750,544	164,060	92.86	18,874
Total U. S. 1957	\$ 368,101,618	\$1,484,440,642	\$1,842,562,280	\$ 64,831,624	\$ 61.12	89,033,413
Total U. S. 1958	334,278,595	1,251,782,363	1,628,072,555	65,001,941	49.95	34,484,442
81. *Anglican	\$ 511,202	\$ 2,508,660	\$ 3,415,922	\$ 231,130	\$ 81.59	51,227
82. *Anglican	214,265	1,066,184	1,300,420	54,006	79.19	16,423
83. *Anglican	303,745	1,402,547	1,812,295	145,950	28.59	37,315
84. *The Anglican Church of Canada	3,519,133	14,602,477	18,172,030	125,337	33.58	543,083
85. *Anglican	1,521,574	8,810,816	8,332,435	331,521	46.24	136,423
86. *United Church of Canada	7,537,194	82,144,463	39,481,897	1,373,018	53.28	612,939
Total Canada 1957	\$ 13,810,162	\$ 58,705,217	\$ 73,515,378	\$ 2,455,948	\$ 43.07	1,775,763
Total Canada 1958	13,200,638	55,809,393	58,910,532	2,212,877	40.57	1,764,906
Grand Total, U. S. and Canada, 1957	\$ 37,911,780	\$1,543,195,859	\$1,916,107,658	\$ 67,287,572	\$ 61.55	37,809,176
Grand Total, U. S. and Canada, 1958	347,479,133	1,408,403,812	1,736,883,117	67,304,618	46.82	36,249,251

Source: Reports from officials of religious bodies.
 *Member of Joint Department of Stewardship and Benevolence.
 **Figures for this body not used in calculating per member contributions for benevolences, congregational expenses nor total contributions because not comparable with figures for other bodies.
 ***Figures for this body not used in calculating congregational expenses nor total contributions because contributions for congregational expenses have not been reported for 1957 or 1958.
 ****The contributions reported by this body represent a period of only 8 months. Though included in the total figures for 1958 and 1959, they have been excluded in calculating the per capita figures for all bodies for these years.
 *****Reporting for the first time.
 *****This figure represents contributions for congregational expenses in 1958.
 *****1958 totals have been revised to include figures for the One Yearly Meeting of Friends received after publication of last year's report. Care should be used in comparing 1958 with 1959 totals for this of 12 bodies whose figures for this year and last are not comparable as double and triple entries.
 Source: Joint Department of Stewardship and Benevolence, National Council of the Churches of Christ in the U. S.

RELIGIOUS POPULATION OF THE WORLD

Source: The Encyclopædia Britannica's 1956 Book of the Year
Estimated Memberships, 1955

Statistics of the world's religions are only very rough approximations. Aside from Christianity, few religions, if any, attempt to keep statistical records; and even Protestants and Catholics employ different methods of counting members. All persons of whatever age who have received baptism in the Catholic Church are counted as members, while in most Protestant churches only those who "join" the church are numbered. The compiling of statistics is further complicated by the fact that in China one may be at the same time a Confucian, a Taoist, and a Buddhist, in Japan, one may be both a Buddhist and a Shintoist.

Religion	North America	South America	Europe	Asia ¹	Africa	Oceania ²	Total
Total Christians	153,192,970	109,046,366	457,471,814	45,611,618	28,066,862	16,596,930	804,306,860
Roman Catholic	98,527,834	106,619,000	221,452,000	28,969,024	15,651,000	2,334,676	470,862,834
Eastern Orthodox	2,436,068	119,447,669	8,106,071	5,868,089	128,867,897
Protestant	65,199,048	2,427,366	113,572,145	8,836,823	6,277,773	8,262,852	204,595,007
Jewish ³	5,430,000	631,730	3,439,650	1,699,240	677,750	58,250	11,836,620
Muslim ⁴	35,000	342,615	12,428,200	218,341,516	85,325,568	102,000	418,630,222
Zoroastrian	140,000	140,000
Shinto	30,000,000	30,000,000
Taoist	18,000	17,000	12,000	50,000,000	1,200	8,000	50,000,200
Confucian	96,000	95,000	50,000	300,000,000	7,500	52,000	300,500,500
Buddhist	165,000	135,000	10,000	150,000,000	150,300,000
Hindu	10,000	275,000	315,314,465	300,000	100,000	315,809,465
Primitive	80,000	1,000,000	45,000,000	75,000,000	100,000	121,180,000
Others or none	70,683,030	3,248,000	76,846,236	135,864,862	17,194,000	2,605,820	308,847,397
Grand total	229,680,000	114,791,000	550,055,000	1,392,202,000	206,608,000	13,623,000	2,596,934,000

¹ Includes Indonesia and the Philippines. ² Includes Australia and New Zealand. ³ Roman Catholic statistics supplied by the Catholic Students Mission Council. ⁴ Includes the West Indies. ⁵ Includes communist-controlled Eurasia. ⁶ Includes all Jews whether members of the synagogue or not. ⁷ Muslim statistics are from a Muslim statistical survey published in The Islamic Review, London.

SURVEY BULLETIN HIGHLIGHTS

(Continued from page 73)

• The Methodist Church's statistical office reported Methodist Church membership for 1956 to be 9,444,820, a gain of 181,542 over the previous year. This does not include "1,285,116 preparatory members not yet received into full membership." Church school membership rose to 6,956,576 over 6,811,498 last year. There were 26,908 ministers and 24,845 preaching places. Contributions for all purposes were \$412,896,955, an increase of \$29,540,000.

• A total of 800,000 people attended meetings conducted by Billy Graham during his three-week India crusade. About 16,000 were reported to have made decisions for Christ. Dr. Graham said the warmth of his reception in India was unequalled in any other place he had visited.

• The United States Army chaplaincy observed its 181st anniversary on July 29, 1956. During World War II there were nearly 1,900 chaplains in service and spiritual ministrations to troops were available on a scale never before attempted. There were approximately 1,200 chaplains on active duty to minister to the Army's more than a million men and women, plus their dependents in 1955.

• The Jewish population of the world increased 55,557 in 1945 to a total of 11,908,442, or .4 per

cent of the world population of 2,500,000,000. The United States continues to have the largest Jewish population of any nation, with 5,200,000. The Soviet Union follows with an estimated 2 million. New York has the largest Jewish population of any city in the world—2,060,000.

• Member papers of the Associated Church Press have a total circulation of more than 11 million and reach an estimated 30 million readers. It was reported at the group's 37th annual meeting in Toronto, Canada. Eleven new publications were voted into membership, bringing the total number to 143.

• Statistical estimates indicate a relative decline of 5 per cent of the world's Christian population compared with total population; however, the total number of Christians has increased. In 1943, the Christian population of the world was about 32 per cent, while in 1929, it was about 37 per cent.

• According to a Temperance Education, Inc., survey, 70 per cent of the nation's Protestant ministers emphasize total abstinence rather than moderation in the use of beverage alcohol. The poll covered a scientific sampling of 1,670 ministers of twenty-one denominations and all areas of the country.

DIRECTORY OF CHRISTIAN GROUPS IN UNITED STATES

I. CO-OPERATIVE AGENCIES

- American Council of Christian Churches: 15 Park Row, New York 38, N. Y.; President, The Rev. Harland J. O'Dell, D.D.
- National Association of Evangelicals: 108 North Main Street, Wheaton, Illinois.
- National Council of Churches: 257 Fourth Avenue, New York 10, N. Y.; President, Dr. Eugene Carson Blake; General Secretary, Roy G. Ross; Associate, Roswell P. Barnes.
- Division of Foreign Missions: 156 Fifth Ave., New York 10, N. Y.; Luther A. Gotwald, Executive Secretary.
- Division of Home Missions: 257 Fourth Ave., New York 10, N. Y.; Edith E. Lowry, Executive Secretary; I. George Nace, Executive Secretary.
- Division of Christian Life and Work: 297 Fourth Avenue, New York 10, N. Y.; C. Arla Olsen, Executive Secretary; R. H. Edwin Eddy, Associate Executive Secretary.
- Department of Evangelism: 257 Fourth Ave., New York 10, N. Y.; Rev. Berlyn V. Farris, Executive Director.
- Division of Christian Education: 257 Fourth Avenue, New York 10, N. Y.; Executive Secretary, Gerald E. Knoff, 157 Fourth Avenue, New York 10, New York.
- Commission on General Christian Education: 257 Fourth Avenue, New York 10, N. Y.
- Commission on Christian Higher Education: 257 Fourth Ave., New York 10, N. Y. Hubert C. Noble, General Director of Commission and Associate Executive Secretary of Division.
- Joint Commission on Missionary Education: 257 Fourth Avenue, New York 10, N. Y. J. Allan Ranch, General Director of Joint Commission and Associate Executive Secretary of The Division of Christian Education.
- Joint Department of Family Life: 257 Fourth Avenue, New York 10, N. Y.; A. L. Roberts, Acting Executive Director.
- Joint Department of Stewardship and Benevolence: 257 Fourth Ave., New York 10, N. Y. Thomas K. Thompson, Executive Director.
- Joint Department of American Communities Overseas: 257 Fourth Ave., New York 10, N. Y. Robbins W. Barstow, Executive Director.
- General Department of United Church Men: 257 Fourth Ave., New York 10, N. Y.; Edwin W. Parsons, General Director.
- General Department of United Church Women: 175 Fifth Ave., New York 10, N. Y.; Mrs. Theodora O. Wedel, Chairman; Mrs. W. Murdoch MacLeod, General Director.
- Central Departments
- Broadcasting and Film Commissions: National Council of the Churches of Christ, U.S.A.: 220 Fifth Ave., New York 1, N. Y.; Rev. S. Franklin Msek, Executive Director.
- Field Operations: 297 Fourth Ave., New York 10, N. Y.; J. Quinten Miller, Assistant General Secretary.
- Research and Survey: 297 Fourth Ave., New York 10, N. Y.; Lauris B. Whitman, Executive Director.
- Public Relations: 297 Fourth Ave., New York 10, N. Y.; Donald C. Bolles, Executive Director.
- Ecclesiastical Relations: 257 Fourth Ave., New York 10, N. Y.; Robbins W. Barstow, Executive Director.
- Church World Service: 215 Fourth Avenue, New York 1, N. Y.; R. Norris Wilson, Executive Director.
- Bureau of Church Building: 175 Fifth Ave., New York 10, N. Y.; C. Harry Atkinson, Executive Director.

2. MAJOR DENOMINATIONAL GROUPS

- Seventh-day Adventists: Headquarters, 6440 Eastern Avenue N. W., Takoma Park, Washington 12, D. C.; Secretary, W. R. Beach.
- Assemblies of God: Headquarters, 481 West Pacific Street, Springfield, Missouri; General Superintendent, Ralph M. Riggs.
- American Baptist Convention: Headquarters, 162 Madison Avenue, New York 16, N. Y.; General Secretary, R. E. Nelson.
- Southern Baptist Convention: 127 Ninth Avenue, No., Nashville 3, Tennessee; Executive Secretary of Executive Committee, Porter Routh; Secretary of Convention, James W. Marriott, 447 Boulevard, Gainesville, Georgia.
- National Baptist Convention, U.S.A. Inc.: President, Rev. J. H. Jackson, 3101 South Parkway, Chicago, Illinois.
- National Baptist Convention of America: President, G. L. Prince, 2810 Avenue L, Galveston, Texas.
- American Baptist Association: Headquarters, 214 E. Broad Street, Texarkana, Ark.-Texas; Gen. Secretary-Treasurer, A. L. Patterson.
- North American Baptist Association: President, Dr. W. G. Dorman, Jacksonville, Texas.
- Free Will Baptists: Moderator, Rev. Charles A. Thigpen, Detroit, Michigan.
- National Baptist Evangelical Life and Soul Saving Assembly of U.S.A.: Headquarters, 441 Monroe Ave., Detroit 26, Michigan; Founder, A. A. Banks; Exec. Capt., A. A. Banks, Jr., D.D.
- United American Free Will Baptists: Headquarters, 215 E. North Street, Kinston, N. C.; Church, Exec. Board, W. F. Cox, Durham, N. C.
- Church of the Brethren: Headquarters, 22 S. State Street, Elgin, Illinois; Moderator, J. C. Baugher, Elizabethtown College, Elizabethtown, Pa.
- Church of Christ, Scientist: Headquarters, 107 Fairmount Street, Boston 18, Mass.; President, Clifford A. Wainard.
- Church of God: Headquarters, Cleveland, Tennessee; Gen. Overseer, Houston R. Morehead; General Secretary and Treasurer, H. D. Williams.
- Church of God (Anderson, Ind.): Director of Church Service, R. Eugene Stearns, Box 1068, Anderson, Indiana; Executive Secretary of Bu-

- ecutive Council, C. W. Hatch, Box 430, Anderson, Indiana.
- Church of God in Christ:** Headquarters, 958 So. 5th St., Memphis, Tennessee; Sr. Bishop, C. H. Mason.
- Church of the Nazarene:** Headquarters, 6401 The Paseo, Kansas City 10, Missouri; General Church Secretary, S. T. Ludwig.
- Churches of Christ:** No general organization.
- Congregational Christian:** Headquarters, 287 4th Avenue, New York 10, N. Y.; Minister of the General Council, Fred Hoskins.
- International Convention of Disciples of Christ:** Headquarters, 620 K of P Building, Indianapolis, Indiana; Executive Secretary, Gaines M. Cook.
- Religious Society of Friends (General Conference):** Chmn., Clarence E. Pickett, 1615 Cherry St., Philadelphia 2, Pa.
- Church of Jesus Christ of Latter Day Saints:** Headquarters, 47 East South Temple Street, Salt Lake City, Utah; President, David O. McKay. East Central States Mission, 1466 Cherokee Road, Louisville, Kentucky.
- Reorganized Church of Jesus Christ of Latter Day Saints:** Independence, Missouri; President, Israel A. Smith.
- American Lutherans:** Headquarters, Columbus, Ohio; President, Henry F. Schuh, D.D., LL.D., 57 East Main Street, Columbus 15, Ohio.
- Augustana Evangelical Lutheran Church:** President, Oscar A. Benson, 2445 Park Avenue, Minneapolis 4, Minnesota.
- The Evangelical Lutheran Church:** President, Fredrik A. Schlotz, 422 S. 5th St., Minneapolis 15, Minn.
- The Lutheran Church—Missouri Synod:** Headquarters, 210 North Broadway, St. Louis 2, Missouri; President, J. W. Behnken, D.D.
- Evangelical Lutheran Int. Synod of Wis. and Other States:** President, Oscar J. Naumann, 727 Margaret Street, St. Paul 6, Minnesota.
- The United Lutheran Church in America:** Headquarters, 231 Madison Avenue, New York 16, N. Y.; President, Franklin Clark Fry; Secretary, F. Eppling Reinartz; Treasurer Edmund F. Wagner.
- Mennonite Church:** Secretary, Paul Erb, Scottsdale, Pennsylvania; Moderator, Truman Brunk, Denbigh, Virginia.
- African Methodist Episcopal Church:** Sr. Bishop, S. L. Greene, 1106 Fountain Drive, S.W., Atlanta, Georgia.
- African Methodist Episcopal Zion:** General Secretary, Auditor, Rev. F. Claude Spurgeon, 1326 28 U Street, N.W., Washington, D. C.
- Colored Methodist Episcopal:** Secretary, W. A. Bell, 141½ Auburn Avenue, N. E., Atlanta, Georgia.
- The Methodist:** Director of the Statistical Office, A. C. Hoover, 740 Rush Street, Chicago, Ill.
- Cumberland Presbyterian:** Past Moderator, Charles L. Lehnig, Jr., 1911 North Kemilworth Street, Arlington, Va.
- Presbyterian, U. S.:** Headquarters, 341-E Ponce de Leon Avenue, N.E., Atlanta 8, Georgia; Stated Clerk, E. C. Scott.
- Presbyterian, U. S. A.:** Headquarters, Witherspoon Bldg., Philadelphia 7, Pa. Stated Clerk, Eugene C. Blake.
- United Presbyterian of North America:** Moderator, Robert Gibson, Monmouth, Ill.
- Protestant Episcopal:** Headquarters, 281 Fourth Avenue, New York 10, N. Y.; Presiding Bishop, Henry Knox Sherrill.
- Christian Reformed Church:** Stated Clerk, Dr. R. J. Danhof, 3011 Burton St., S. E., Grand Rapids 6, Mich.
- Reformed Church in America:** Headquarters, 156 5th Avenue, New York 10, N. Y.; Stated Clerk, J. E. Hoffman.
- Salvation Army:** National Headquarters, 120-130 W. 14th Street, New York 11, N. Y.; National Commander, Donald McMillan, Commissioner, National Secretary, Col. P. L. DeBerioise.
- American Unitarian Association:** Headquarters, 25 Beacon Street, Boston 8, Mass.; President, Frederick May Elliot.
- United Brethren in Christ:** Headquarters, United Brethren Building, Huntington, Ind.; Executive Secretary-Treasurer, C. E. Carlson.
- The Roman Catholic Church:** Apostolic Delegate to the United States, Amleto Giovanni Cicognani, 3339 Massachusetts Avenue, N. W., Washington 8, D. C.
- Polish National Catholic Church:** Headquarters, 529 East Locust Street, Scranton 5, Pa.; Prime Bishop, Leon Grochowski, 529 E. Locust Street, Scranton 5, Pa.
- Greek Orthodox Church:** Headquarters, 59 East 2nd St., New York 3, N. Y.; Metropolitan Leonty, Archbishop of New York.
- Russian Orthodox Church:** Headquarters, 59 East Second St., New York 3, N. Y.; Metropolitan Leonty Juzkevich.
- Jewish Congregations:** Union of American Hebrew Congregation, Central Agency for American Reform Judaism, 833 Fifth Avenue, New York 21, N. Y.; President, Maurice N. Eisenbrahn.
- Buddhist Churches of America:** Headquarters, 1381 Pine Street, San Francisco 9, California; Bishop E. Shigefuji, Superintendent.

Baptist Highlights

(Continued from page 72)

Montana, Wyoming, and North and South Dakota. Glen Brasswell, Billings, Montana, was elected president.

• At least 106 new branch Sunday schools and missions were organized in California, Sunday, July 29, 1966, climaxing a special campaign to organize one hundred in one day.

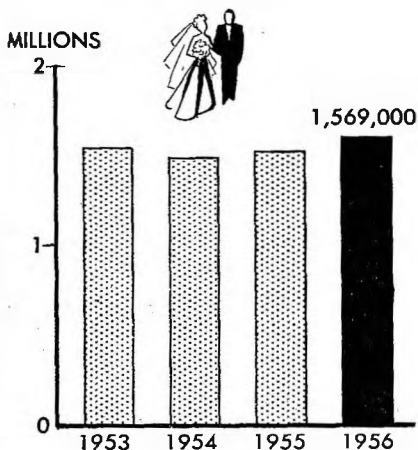
• Twenty-five hundred students from three hundred schools and colleges in twenty-five states climaxed 1956 with a Baptist Student World Missions Congress in Nashville, Tennessee, the last week of December. Attendance was limited, and hundreds were denied registration when quotas were filled weeks in advance of the meeting.

SECTION IV

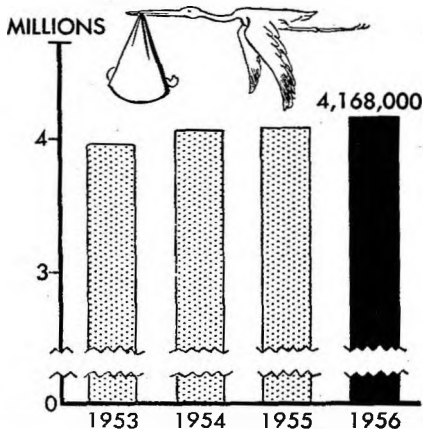
Facts of Interest

VITAL STATISTICS FOR THE UNITED STATES

MARRIAGES

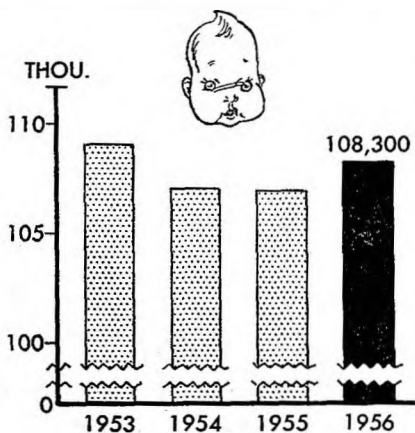


BIRTHS

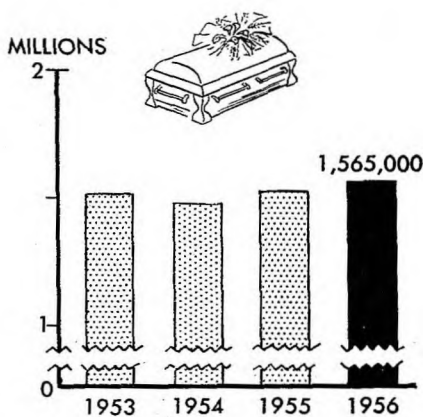


INFANT DEATHS

(Under 1 year old)



DEATHS



Source: U.S. Department of Health, Education and Welfare.

BIRTHS, DEATHS, MARRIAGES, AND DIVORCES

United States, 1915-1956

Year	Deaths	Marriages	Divorces ²	Births
1915	815,500	1,002,565	104,294	2,965,000
1920	1,118,070	1,214,476	170,507	2,950,000
1925	1,191,800	1,189,234	175,447	2,909,000
1930	1,327,240	1,126,858	195,961	2,618,000
1935	1,392,752	1,227,000	218,000	2,377,000
1940	1,412,269	1,565,879	264,000	2,559,000
1945	1,401,719	1,612,952	485,000	2,858,000
1948	1,444,527	1,811,155	409,000	3,027,000
1949	1,443,000	1,879,798	397,000	3,849,000
1950	1,452,454	1,667,231	385,144	3,622,000
1951	1,482,090	1,524,604	231,000	3,823,000
1952	1,496,838	1,539,218	392,000	3,913,000
1953	1,617,541	1,546,000	390,000	3,985,000
1954	1,481,091	1,480,000	379,000	4,078,000
1955 ³	1,527,000	1,524,000	377,000	4,091,000
1956 ⁴	1,565,000	1,559,000	377,000	4,220,000

¹ Estimates for 1920, 1935, 1953 and 1964. Includes estimates and marriage licenses for some states for all years.

² Estimates except for 1925 and 1930. Includes reported annulments.

³ Estimated.

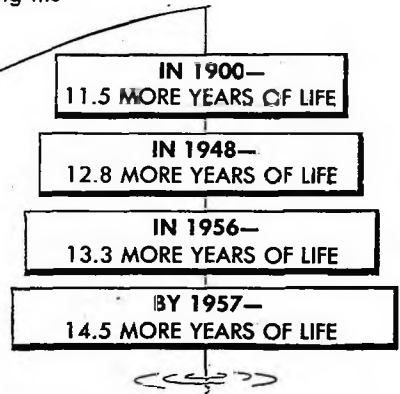
⁴ Preliminary.

Source: United States Department of Health, Education and Welfare.

INCREASING LIFE EXPECTANCY AT AGE 65 . . .

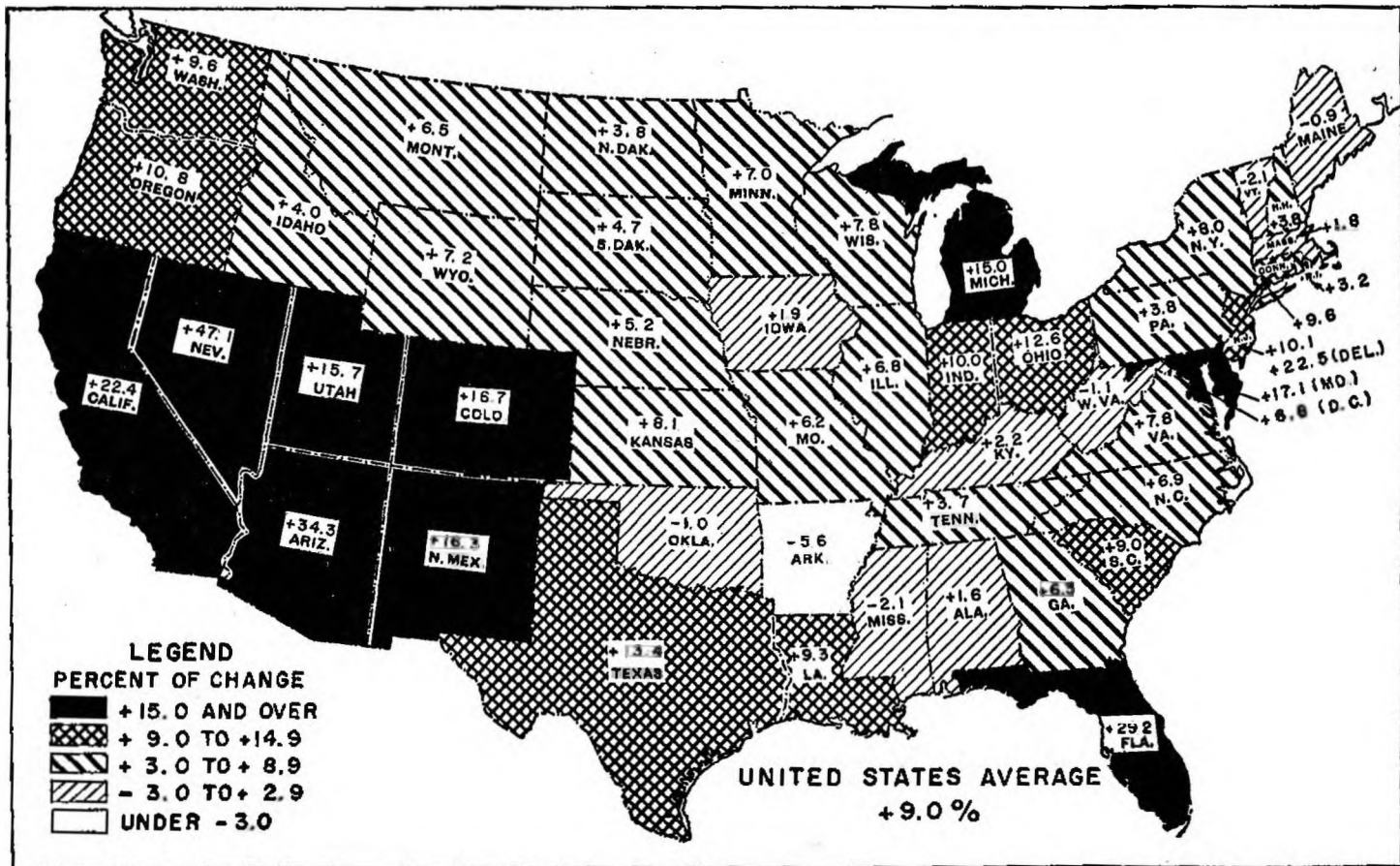


Life after retirement age of 65 has been lengthened by 16 per cent in the last 56 years. An additional gain of 9 per cent is expected during the next two decades.



Source: U. S. Census Bureau, Department of Health, Education, and Welfare.

PERCENT OF CHANGE IN TOTAL POPULATION OF STATES: 1950 TO 1955



RECREATION EXPENDITURES OF AMERICANS IN 1955*



\$10 BILLIONS
VACATIONS, TRAVEL



\$2 BILLIONS
MOVIES, PLAYS,
ADMISSION TO
SPORTS EVENTS, ETC.



\$334 MILLIONS
GOLF EQUIPMENT
AND FEES



\$32 BILLIONS
ALL RECREATION




\$54 MILLIONS
HUNTING LICENSES
AND EQUIPMENT



\$144 MILLIONS
FISHING LICENSES
AND EQUIPMENT

\$16,468,000,000
OTHER



\$3 BILLIONS
TV, RADIO, MUSICAL
INSTRUMENTS

*Latest Data Available

Sources: Tide Magazine; Quote Magazine; Athletic Institute

U. S. NATIONAL INCOME

WHERE IT COMES FROM

WHERE IT GOES

IN BILLIONS

Individual
income
taxes **\$37.5**

Corporate
income
taxes **\$21.6**

Customs,
estate
taxes, etc. **\$5.8**

Excise
taxes **\$8.7**

Veterans
\$5.0


Farmers **\$5.0**


Other **\$11.1**
expenses

Interest
and debt **\$9.2**
retirement

Defense **\$43.3**

666 TIMES GREATER THAN 49 MAJOR
DENOMINATIONS GAVE TO FOREIGN MISSIONS IN 1955





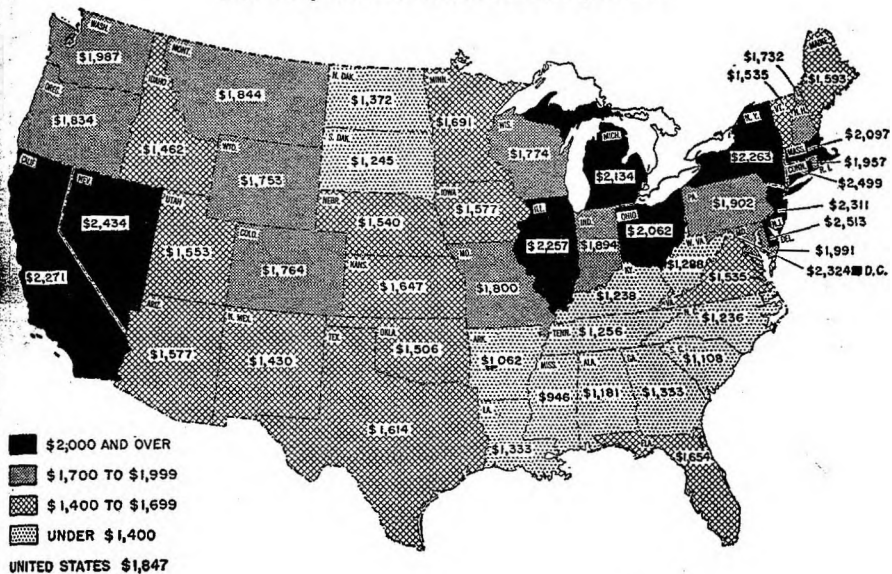
For all Americans
During the year
This amounts to:
(000,000)

Per Cent
of Total

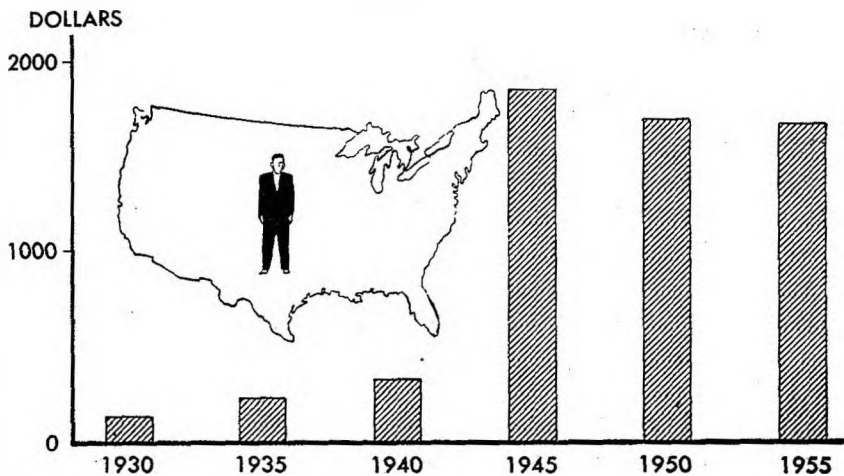
\$1.12 for Food	\$66,998	21.9
.59 for Taxes	35,489	11.6
.58 for Transportation and Foreign Travel	34,674	11.3
.56 for Household Operation	33,835	11.0
.51 for Housing	30,592	10.0
.43 for Clothing, Jewelry, Accessories	25,648	8.4
.28 for Savings	16,602	5.4
.22 for Recreation	13,034	4.2
.21 for Medical, Death Expense	12,500	4.1
.15 for Alcoholic Beverages	9,050	3.0
.09 for Tobacco	5,373	1.8
.05 for Religious, Welfare	3,356	1.1
.31 for Other	18,911	6.2
\$5.10 Total	306,062	100.0

Source: Survey of Current Business

Per Capita Personal Income, 1955



PER CAPITA PUBLIC DEBT OF THE UNITED STATES, 1930-1955



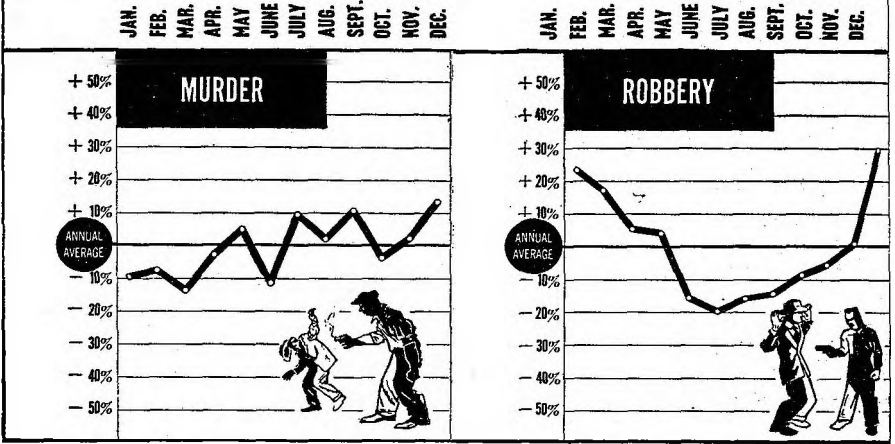
Source: Statistical Abstract of the United States

MONTHLY VARIATIONS

OFFENSES KNOWN TO POLICE, 1955

2,643 URBAN POLICE AGENCIES
TOTAL POPULATION 80,350,125

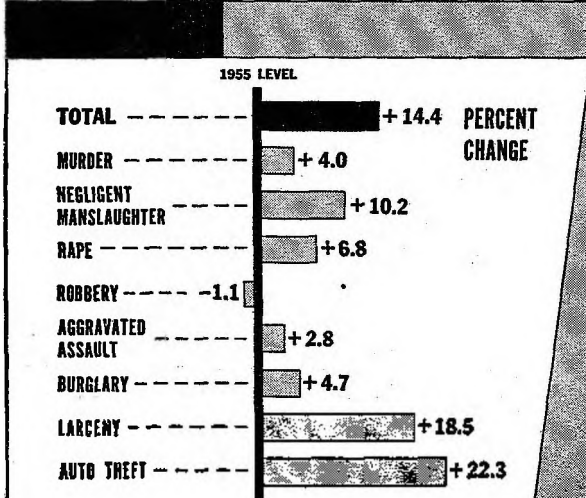
FEDERAL BUREAU OF INVESTIGATION
UNITED STATES DEPARTMENT OF JUSTICE
J. Edgar Hoover, Director

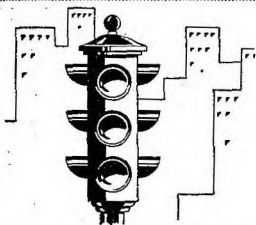


CRIME TREND--U. S.

BASED ON THE ESTIMATED NUMBER OF
MAJOR CRIMES

JAN. -- JUNE 1955 VS. JAN. -- JUNE 1956



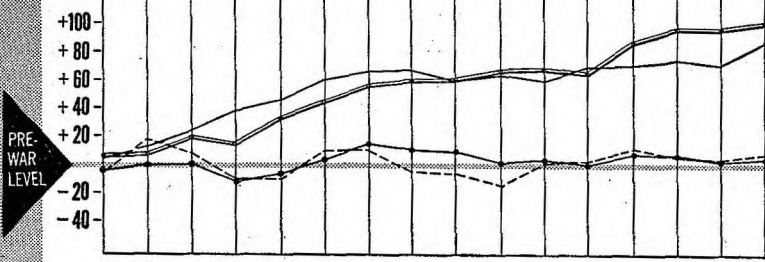
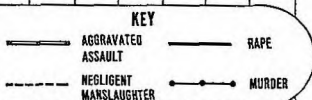


URBAN CRIME TRENDS

1940-55 TREND VERSUS 1937-39 AVERAGE

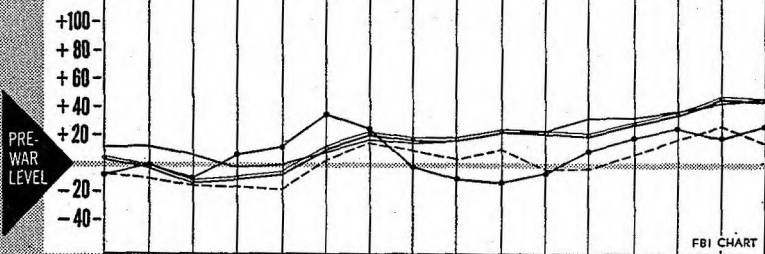
OFFENSES KNOWN TO THE POLICE
355 Cities--Total Population 44,091,582

CRIMES AGAINST THE PERSON PERCENT CHANGE



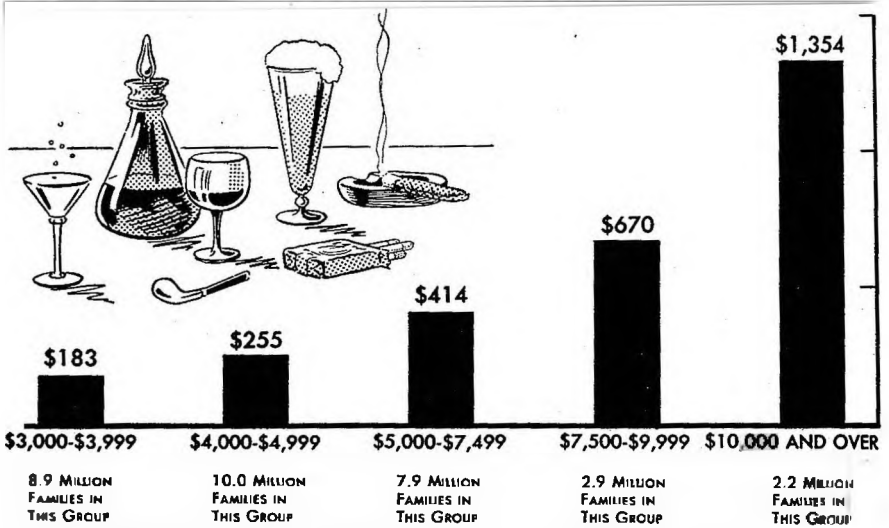
1940 '41 '42 '43 '44 '45 '46 '47 '48 '49 '50 '51 '52 '53 '54 '55

CRIMES AGAINST PROPERTY PERCENT CHANGE

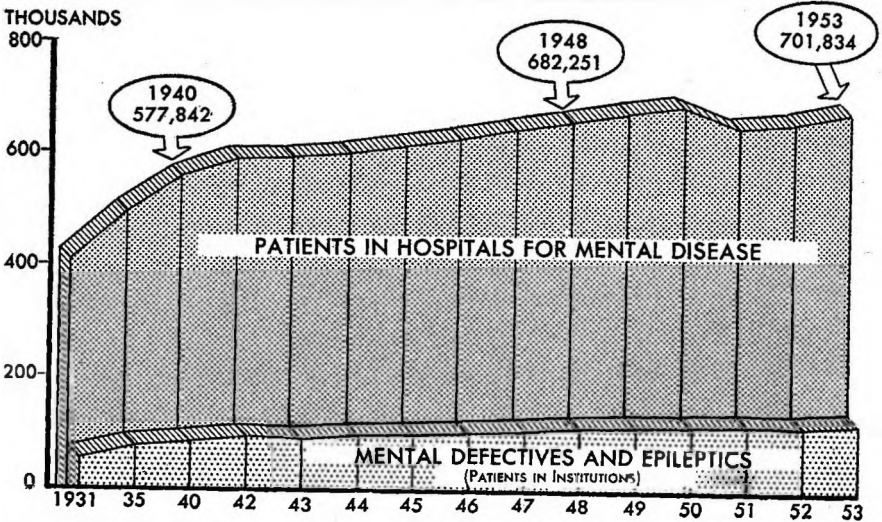


FBI CHART

AVERAGE ALCOHOLIC BEVERAGE AND TOBACCO EXPENDITURES BY FAMILY INCOME GROUP, 1954



INCREASE IN NUMBER OF MENTAL PATIENTS IN HOSPITALS AND INSTITUTIONS, U. S., 1931-1953



SELECTED ITEMS FROM THE SURVEY BULLETIN, 1956

Facts of Interest

Income

• Personal income in the United States in 1955 hit a record high of \$303 billion. The figure was \$19 billion (7 per cent) more than in 1954, according to the Department of Commerce. Per capita personal income last year amounted to \$1,847, a gain of 5 per cent over the 1954 average of \$1,767. Average incomes ranged from \$2,513 in Delaware to \$96 in Mississippi.

• Today, 9.6 million American families have an annual income of more than \$7,500, compared with less than one million fifteen years ago; and 23 million have incomes of more than \$5,000, compared with 2.1 million fifteen years ago.

Beverage Alcohol

• In the March, 1956, issue of the Quarterly Journal of Studies of Alcohol, the estimated number of alcoholics is given by states. Among the Southern Baptist Convention states, Arkansas, Oklahoma, Alabama, Louisiana, Georgia, Virginia, and Tennessee (in that order) have the fewest alcoholics—ranging from 27,680 in Arkansas to 53,160 in Tennessee. California had the largest number in Southern Baptist Convention territory, 469,840; Texas had 193,920; and Washington, D. C., 42,000. The United States total was given as 3,876,000.

• According to latest reports, Americans consumed approximately one third of the world's total beer consumption in 1955—a total of 2,167,000,000 gallons.

• More than 60 per cent of all arrests made by police in the first six months of 1956 were due to crimes directly related to alcoholic beverages, according to the Methodist Board of Temperance. Of 2,945,216 arrests for all offenses made by police in 1,771 cities, 1,273,319 were for drunkenness, 825,935 for disorderly conduct, 137,098 for driving while intoxicated, and 50,195 for violations of state and federal liquor laws. The total of 1,786,547 liquor-related arrests amounted to almost 10,000 a day.

• Sobering thoughts and a warning to America! An official report from France declares that 200,000 teen-agers in that country are being treated in government hospitals for alcoholism; while another report declares that 2 million Frenchmen consume an average of six pints of wine a day.

• The French alcohol situation is so serious that the French Cabinet in 1954 began to take drastic measures to curb drinking, which was costing the country \$135 million annually. It is estimated that one of every five persons lives directly from the alcohol traffic and that there are approximately 3,000 chronic alcoholics per 100,000 population. It is also estimated that approximately one third of all crimes, mental disorders, and deaths between thirty-five and fifty are directly or indirectly caused by alcohol.

• Serious? Yes, for France is second only to the United States in consumption of alcohol. The United States has nearly 4,000 chronic alcoholics per 100,000 population, and the FBI reports that 60 per cent of all arrests for the first six months of 1956 were alcohol-related.

Brewers ranked second as sponsors of syndicated televised film programs for the twelve months ending July 31, 1956. There are 137,608 more alcoholic beverage outlets than the combined total of churches, synagogues, and temples; and Americans spend five times more per year on alcohol than they give to churches. Saddest of all, a recent survey of teen-agers of ninety communities revealed that 56 per cent of the drinking teen-agers said they "got their first drink at home." How long, America? ! ? !

Marriage and Family

• Today only 3.1 per cent of marriages are terminated annually by death or divorce, compared with 3.3 per cent in 1890, due to the falling death rate which more than offsets the rising divorce rate.

• The average family spends 95 per cent of its after-tax income. Consumers spend more on transportation (\$610 a year) than on housing (\$488). The average family spends more on reading, recreation, and education (\$226) than on medical care (\$197); more on clothing and clothing services (\$437) than on home furnishings and equipment (\$261).

• According to a recent five-year study of remarriages, in one out of every five marriages today, either one or both the partners have been married before. After the age of forty-five, 80 per cent of the marriages that take place are second ones.

Personal Consumption

• The Department of Agriculture has said in its annual report on tobacco consumption that final figures show Americans smoked 386 billion cigarettes in 1955. This was more than double the 1935-39 average of 157 billion, and is an average of 3,886 cigarettes for each person over fifteen years of age. Americans consumed almost 6 billion cigars, 77 million pounds of smoking tobacco, 78 million pounds of chewing tobacco, and 89 million pounds of snuff.

• Americans are spending \$600,000 a day for narcotics, and according to Narcotics Commissioner Harry J. Anslinger, there are 60,000 drug addicts in the United States who are each spending about \$10 a day for the drugs.

Miscellaneous

• The United States Government in 1956 owned 21.4 per cent of the nation's entire land area, valued at \$2,400,000,000. It owns more than 50 per cent of at least four states, but less than 1 per cent of New York.

• The National debt stood at \$272,753,818,444 at the end of the 1956 fiscal year June 30. This was a \$1,600,000,000 cut from the previous year.

• The Library of Congress has estimated the cost of World War II to be \$4 trillion, or about \$1,740 for every living person on earth, and 40 million casualties.

• Births in 1956 broke all previous records, an estimated 4,202,000, or 111,000 more than 1965. Babies are arriving in the United States at the rate of 11,500 daily, or an average of 479 every hour around the clock. Babies have a way of growing up, and are, even now, the responsibility of our churches.

SECTION V

Baptist Directories

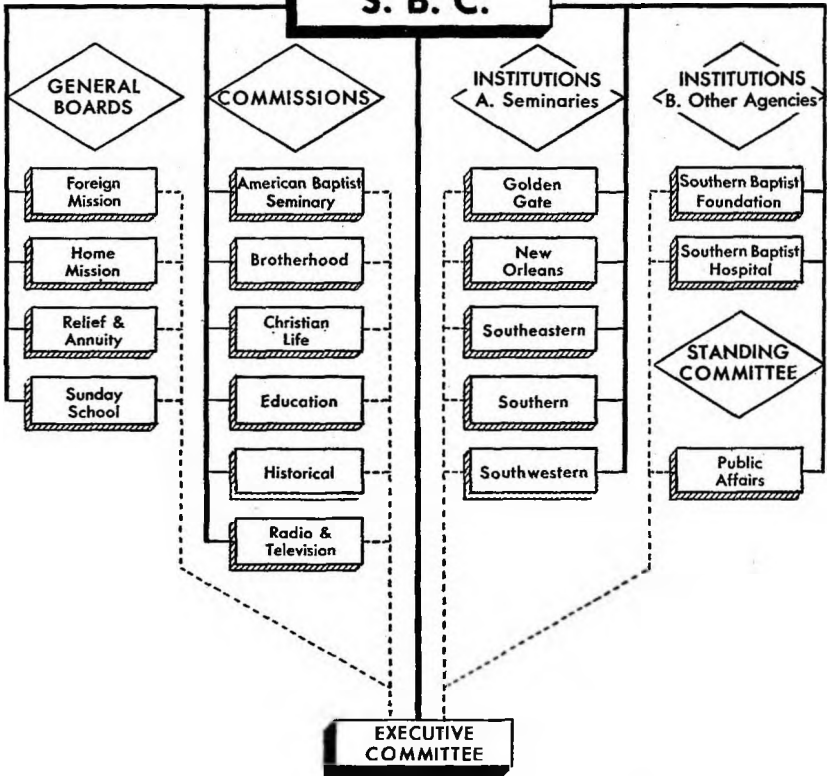
DIRECTORIES OF SOUTHERN BAPTISTS

1956-1957

ORGANIZATIONAL CHART OF SOUTHERN BAPTIST CONVENTION



S. B. C.



Solid line—direct line of responsibility to the S. B. C.

Dotted line—advisory relationships between Executive Committee and the agencies.

SOUTHERN BAPTIST CONVENTION

Organized in First Baptist Church, Augusta, Georgia, May 8, 1845

OFFICERS OF THE CONVENTION

1957 SESSION

Casper C. Warren, President, 318 North Tryon Street, Charlotte, North Carolina
 Conrad R. Willard, First Vice President, 3921 Baltimore Avenue, Kansas City, Missouri
 Deb Lee Stennis, Second Vice President, Quitman Drive, Meridian, Mississippi

James W. Merritt, Gainesville, Georgia, and Joe W. Burton, 127 Ninth Avenue, North, Nashville, Tennessee, Secretaries

Porter Routh, 127 Ninth Avenue, N., Nashville, Tennessee, Treasurer

1957 Session: May 29-June 1, Chicago, Illinois

1958 Session: May 20-23, Houston, Texas

EXECUTIVE COMMITTEE OF THE CONVENTION

Headquarters: 127 Ninth Avenue, North, Nashville 3, Tennessee

Porter Routh, Executive Secretary-Treasurer
 Austin Crouch, Executive Secretary, Emeritus
 Merrill D. Moore, Director of Promotion and Associate Secretary
 Robert J. Hastings, Assistant to Director of Promotion and Associate Secretary
 Albert McClellan, Director of Publications and Associate Secretary

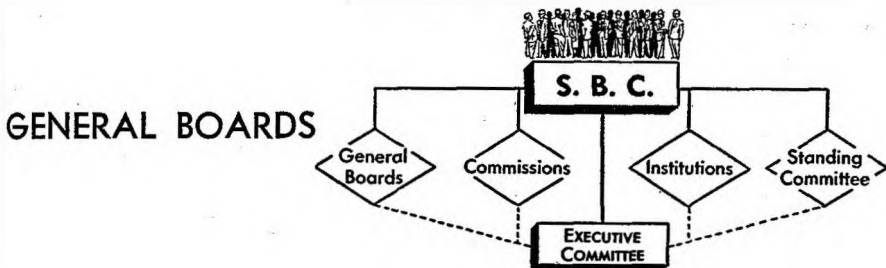
Theo Sommerkamp, Editorial Assistant, *Baptist Press*

Doris Wiggins Greer, Editorial Assistant, *Baptist Program* and Bulletin Service

Frank A. Hooper, Chairman, Atlanta, Georgia

G. Allen West, Jr., Recording Secretary, Nashville, Tennessee

ORGANIZATIONAL CHART OF SOUTHERN BAPTIST CONVENTION



FOREIGN MISSION BOARD

Organized in 1845

Headquarters: 2037 Monument Avenue, Richmond 20, Virginia

Baker J. Cauthen, Executive Secretary
 Charles E. Maddry, Executive Secretary, Emeritus

George W. Sadler, Secretary for Africa, Europe, and the Near East
 Frank K. Means, Secretary for Latin America

J. Winston Crawley, Secretary for the Orient
 Eugene L. Hill, Secretary for Missionary Education and Promotion
 Elmer S. West, Jr., Secretary for Missionary Personnel
 Josef Nordenhaug, President, Baptist Theological Seminary, Switzerland
 Rogers M. Smith, Associate Secretary for Promotion
 Everett L. Deane, Treasurer
 Von H. Scofield, Jr., Associate Secretary for Audio-Visual Aids

Ehbert L. Wright, Business Manager
 Ralph A. Magee, Assistant Treasurer
 Mary Elizabeth Fuqua, Assistant to the Executive Secretary
 Edna Frances Dawkins, Assistant Secretary, Missionary Personnel
 Bill B. Cody, Assistant Secretary, Student Representative for Missionary Personnel
 Ione Gray, Associate Editor for THE COMMISSION and Press Representative
 Genevieve Grear, Book Editor
 Floyd H. North, Assistant Secretary for Promotion

II. MISSIONARY PERSONNEL

AFRICA, EUROPE, AND THE NEAR EAST	313
Africa	248
Gold Coast	13
Kenya	2
Nigeria	191
Southern Rhodesia	30
Tanganyika	12
Europe	28
Italy	10
Spain	6
Switzerland (seminary)	5
Yugoslavia	2
Near East	42
Gaza	10
Israel	15
Jordan	7
Lebanon	10
LATIN AMERICA	486
Argentina	50
Bahamas	4
Brazil	190
Chile	37
Colombia	28
Costa Rica	4
Ecuador	8
Guatemala	8
Honduras	4
Jamaica	2
Mexico	86
Paraguay	20
Peru	12
Spanish Publishing House	8
Uruguay	12
Venezuela	13
THE ORIENT	264
China	8
Formosa	34
Hawaii	40
Hong Kong and Macao	25

Indonesia	36
Japan	108
Korea	28
Malaya	24
East Pakistan	2
Philippines	38
Thailand	28
TOTAL	1,113*
Emeritus Missionaries	140
Total number of missionaries appointed since the organization of the Foreign Mission Board (including special appointees)	2,208

*Includes 56 missionaries on special appointment.

HOME MISSION BOARD

Organized in 1845

Headquarters: 161 Spring Street, N.W., Atlanta, Georgia

ADMINISTRATIVE, OFFICE WORKERS, AND FIELD FORCE

Administrative

- Courts Ruffard, Executive Secretary-Treasurer
- G. Frank Garrison, Assistant Executive Secretary-Treasurer and Superintendent of Church Loan Funds
- Leland H. Waters, Executive Assistant
- Berner F. Wilson, Assistant Superintendent of Church Loan Funds
- Curtis L. Johnston, Financial Secretary
- R. M. Crain, Business Manager
- Carlton Binns, Attorney

Chaplains Commission

- Alfred Carpenter, Director
- George Cummins, Associate Director

Department of Editorial Service

- John Caylor, Editorial Secretary
- Mrs. Mildred Dunn, Editorial Assistant

Department of Missionary Education

- L. W. Martin, Secretary of Missionary Education

Office of Promotion

- L. O. Griffith, Director

Field Workers

- Aguillard, Vena, 511 West Second Street, Eunice, Louisiana
- Burke, William E., 161 Spring Street, N.W., Atlanta, Georgia
- Chambers, Irene, 715 Pyburn Street, Pocahton, Arkansas
- Henton, Wiley, 252 South First Street, Globe, Arizona
- McCauley, Fred, 161 Spring Street, N.W., Atlanta, Georgia
- Wallis, Bertha, 1124 South 20th, Apt. G-5, Birmingham 5, Alabama

DIRECT MISSIONS (Total 634 Workers)

- Corder, Loyd, Secretary of Direct Missions, 161 Spring Street, N.W., Atlanta, Georgia
- Brantley, Clovis A., Assistant Secretary of Direct Missions, 161 Spring Street, N.W., Atlanta, Georgia
- Cumbs, E. J., Director of Foreign Language Missions in California, 1405 Broadway, Fresno, California
- Conrad, Carl, Director of French Missions in Louisiana, Box 311, Alexandria, Louisiana
- Palmer, Gerald B., Director, Spanish and Indian Missions in New Mexico, and Mrs., Box 485, Albuquerque, New Mexico
- Sewell, Bailey, Superintendent of Indian Missions in Oklahoma, 1141 North Robinson, Oklahoma City, Oklahoma
- Wood, L. D., Co-ordinator, Spanish Missions in Texas, and Mrs., 519 Badell Building, San Antonio, Texas

Chinese

13 workers

Deaf

12 workers

French

26 workers

Good Will Center

41 workers

- Beall, Mrs. Noble Y., Field Worker, 161 Spring Street, N.W., Atlanta, Georgia

Indian

115 workers

International Student

2 workers

Italian

10 workers

Japanese

1 workers

Rescue Homes

1 workers

**Women's Emergency Home
and Baby Placement Center**

11 workers

LaPrade, Mrs. Allegra, Superintendent, Box
4222, Station B, New Orleans, LouisianaGrafton, W. W., Chaplain, 7122 St. Charles
Avenue, New Orleans, Louisiana**Russian**

4 workers

Spanish-Speaking

122 workers

Cuba

139 workers

Caude, Herbert, Superintendent, and Mrs.
Temple Bautista, Zulueta 502, Havana**Panama-Canal Zone**

17 workers

Van Beyen, R. G., Superintendent, and Mrs.
Box 3547, Balboa, C. Z.**JEWISH EVANGELISM**

3 workers

Mitchell, Wm. B., Superintendent, 161 Spring
Street, N.W., Atlanta 3, Georgia**PIONEER RANCH MINISTRY**

1 worker

MORANT MISSIONS

1 workers

NIGRO WORK

57 workers

Workers in Mission Centers

23 workers

B. S. U. Work

2 workers

Grinstead, S. E., General Secretary, 1201 Inter-
son Street, Nashville, Tennessee**State Directors of Negro Work**

4 workers

Evangelism

2 workers

Trotter, W. C., Secretary, 128 E. Garfield Bld.,
Chicago, Illinois**Teachers and Missionaries in****Negro Institutions**

28 workers

CO-OPERATIVE MISSIONS

Total 163

Dowis, S. F., Secretary of Co-operative Mis-
sions, 161 Spring Street, N.W., Atlanta,
GeorgiaAckiss, E. L., Director of Military Personnel
Service, 161 Spring Street, N.W., Atlanta,
GeorgiaCush, A. B., Director of Pioneer Missions, 161
Spring Street, N.W., Atlanta, GeorgiaGillespie, J. T., Director of Rural Church pro-
gram, 161 Spring Street, N.W., Atlanta,
GeorgiaBelw, M. Wendell, Director Church Sponsors
and Mountain Missions, 161 Spring Street,
N.W., Atlanta, Georgia**State Workers**(Names listed under state headquarters table,
page 115.)**DEPARTMENT OF EVANGELISM**

216 Hurt Building, Dallas 1, Texas

Total 18

Sanderson, Leonard, Secretary of Evangelism

Dossy, C. Y., Associate

Lawson, Eral P., Associate

Lee, E. Powell, Associate

Wilbanks, C. F., Associate

State Secretaries(Names listed under state headquarters table,
page 115.)**RELIEF AND ANNUITY BOARD**

Organized in 1918

Headquarters: Baptist Building, Dallas 1, Texas

R. Alton Reed, Executive Secretary

Floyd B. Chaffin, Associate Secretary and
Public Relations DirectorL. Taylor Daniel, Associate Secretary and
Director of AnnuitiesRobert S. Jones, Associate Secretary and Su-
pervisor of InvestmentsOwen Henley, Assistant Supervisor of Invest-
ments

Fred W. Noe, Treasurer

Mrs. Mable McCartney, Registrar and Recor-
ding Secretary

Wallace Basset, President

Knox W. Sherrill, Attorney

George A. Huggins, Actuary

D. R. Bonner, Auditor

Gaston G. Harrison, M.D., Medical Director

Sam C. Reeve, Regional Secretary

Phil Maxwell, Area Representative

SUNDAY SCHOOL BOARD

Organized in 1891

Headquarters: 127 Ninth Avenue, North, Nashville, Tennessee

DIRECTORY OF PERSONNEL**Executive Office**

James L. Sullivan, Executive Secretary-Treasurer
 J. M. Cowie, Administrative Assistant
 Clifton J. Allen, Editorial Secretary
 Leonard E. Wotel, Personnel Manager
 John O. Jackson, Jr., Employment Supervisor
 John Demerich, Salary Supervisor

Business Division

R. L. Middleton, Director

Ben B. Murphy, Manager, Accounting and Control Department
 Elton M. Austin, Chief Accountant
 Walter G. Jenkins, Jr., Budget Analyst
 Herman L. Redding, Jr., Financial Accounting Supervisor
 John L. Alden, Jr., Order Processing Supervisor
 William B. Frey, Tabulation Supervisor
 James Thomas Gray, Systems Analyst
 Noble Van Ness, Manager, Operations Department

Ermett Golden, Purchasing Supervisor
 Wilburn Taylor, Planning and Scheduling Supervisor
 William Donnell, Maintenance Supervisor
 Chester Ellis, Mailing and Shipping Supervisor
 John H. Williams, Manager, Contracts and Insurance Department
 E. A. Herron, Manager, Georgia Baptist Assembly
 Willard K. Weeks, Manager, Ridgecrest Baptist Assembly

Education Division

W. L. Howe, Director

Donald F. Ackland, Editor of General Tracts and Devotional Materials
 Howard Foshee, Editor of Church Administration Materials
 John M. Tubis, Church-Related Vocational Counselor
 Earl Waldrip, Secretary, Audio-Visual Aids Department
 Don M. Fearshley, Editor of Audio-Visual Materials
 Murray Saverance, Production Supervisor
 Tracet Myers, Production Supervisor
 William M. O'Roak, Cameraman
 William A. Cox, Educational Supervisor
 Mildred Williams, Field Worker
 Adeline Dewitt, Field Worker
 Lloyd Barnes, Field Worker
 Frank Armstrong, Field Worker
 William J. Falls, Secretary, Broadman Books Department
 Joseph F. Green, General Books Editor
 Kate Ellen Grover, Children's Book Editor
 Mary Christian, Missions Book Editor
 Flora Prince, Manuscript Editor
 W. Hines Sims, Secretary, Church Music Department
 Loren R. Williams, Editor, Church Music Materials
 Clifford A. Holcomb, Field Promotion Director
 William J. Reynolds, Music Editor
 Dan C. Hall, Director of Associational Work

Nettie Lou Crowder, Associate Editor, Graded Music Materials
 Alta C. Faircloth, Assistant Music Editor
 Novella D. Preston, Assistant Literary Editor
 Joe W. Burton, Secretary, Home Education Department
 Reuben Haring, Associate Editor
 Martha Boone Leavelle, Home Counselor
 G. Kearsale Keegan, Secretary, Student Department
 William Hall Preston, Staff Associate
 Doble J. Baird, Director of Administration
 Estelle Slater, Associate
 Jane Ray Bean, Associate
 William Howard Beaumette, Associate
 David K. Alexander, Editor of Publications and Materials
 J. N. Barnette, Secretary, Sunday School Department
 A. V. Washburn, Secretary of Teaching and Training
 E. Stanley Williamson, Secretary of Co-operative Field Promotion
 Howard P. Colson, Editor-in-Chief of Sunday School Lesson Courses
 Charles F. Treadway, Editor of Vacation Bible School Materials
 James C. Barry, Editor of Weekday Materials
 Wilbur C. Lamm, Editor of Adult Lesson Courses

Ellis M. Bush, Editor of Young People's Lesson Courses
Annie Ward Byrd, Editor of Intermediate Lesson Courses
Robbie Trant, Editor of Junior Lesson Courses
Dolores Baker, Editor of Primary Lesson Courses
Josephine Pile, Editor of *Upward*
Jo Alice Haigh, Editor of *The Sentinel* and *Storytime*
Herman L. King, Superintendent of Sunday School Administration
Sibley C. Burnett, Superintendent of Vacation Bible School Work
Crawford Howell, Superintendent of Vacation Bible School Expansion
John T. Sismore, Superintendent of Adult Work
James V. Lackey, Superintendent of Young People's Work
Allen B. Comish, Superintendent of Intermediate Work
Lillian Moore Rice, Superintendent of Junior Work
Allene Bryan, Superintendent of Primary Work
Heien Young, Superintendent of Beginner Work
Mrs. Ada Rutledge, Superintendent of Nursery Work

Hannah Brunmitt Hills, Superintendent of Cradle Roll Work
Mrs. Will S. McCraw, Superintendent of Extension Work
J. E. Larobdin, Secretary, Training Union Department
C. Aubrey Hearn, Director of the Study Course
Raymond M. Rigdon, Editor-in-chief of Training Union Lesson Courses
Rice A. Pierce, Editor of Young People's Lesson Courses
Ina S. Lumbdin, Editor of Junior and Intermediate Periodicals
Deris T. Monroe, Editor of Beginner and Primary Periodicals
Alma May Scarborough, Editor of Nursery Periodicals
Harvey T. Gibson, Director of Administration
R. Maines Ravlin, Director of Annunciations
Robert S. Cook, Director of Adult Work
William J. Stinson, Director of Young People's Work
Verall S. Orenshaw, Director of Intermediate Work
Frances Whitworth, Director of Junior Work
LeVerna Achby, Director of Primary Work
Nora Padgett, Director of Beginner Work
Florida Anne Lawton, Director of Nursery Work

Merchandise and Sales Division

Keith C. Von Hagen, Director

George E. Clark, Sales Analyst
Jay O. Turner, Manager, Merchandise Sales Department
James W. Clark, Trade Supervisor
Mrs. Lorell C. Burns, Sales Promotion Supervisor for Western Area
Blanche Mays, Sales Promotion Supervisor for Eastern Area
H. S. Simpson, Manager, Merchandise Control Department

George Nuzent, Office Supervisor
Henry Scudder, Warehouse Activities Supervisor
E. Odell Crews, Manager, Merchandise Selection Department
Ben Reutz, Church Supplies and Visual Aids Supervisor
Alvah Crawford, Direct Mail Selection Supervisor
Richard E. Krenmeyer, Book and Bible Supervisor

BAPTIST BOOK STORES

Managers and Addresses

Alabama

Birmingham 2, 2011 Third Avenue, North,
V. L. McGlocklin, Mgr.
 Mobile 22, 902 Government Street, Elizabeth
 Parke, Mgr.

Arizona

Phoenix, 390 North First Avenue, Box 2749
Mrs. Ruth Ely, Mgr.

Arkansas

Little Rock, 308 West Capitol Avenue, Bradley
 Bolin, Mgr.

California

Oakland 12, 524 Fifteenth Street, Erik Skotts,
 Mgr.

Fresno 21, 2516 Tulare Street, Box 1334,
 Dorothy Ford, Mgr.

Huntington Park, 6018 Rita Avenue, Box
 223, Alice Kite, Mgr.

Colorado

Denver 18, 1120 East Colfax, Mrs. Oesth
 F. Hawkins, Mgr.

Florida

Jacksonville 2, 218 West Church Street, Wil-
 liam J. Brown, Mgr.

Miami 25, 1275 West Flagler Street, Margaret
 McKinney, Mgr.

Tampa 2, 1000 Florida Avenue, Dorothy H.
 Holt, Mgr.

- Georgia**
Atlanta 3, 283 Peachtree Street, N.E., Erva Blackstock, Mgr.
Savannah, 152 Barnard Street, Dorothy Brandon, Mgr.
- Illinois**
Carbondale, 306 West Main Street, Box 640, Kenneth L. Hayes, Mgr.
- Kansas**
Wichita 1, 231 North Main Street, Box 1964, Mrs. Geneva Hills, Mgr.
- Kentucky**
Louisville 2, 219 Guthrie Street, Davis C. Hill, Mgr.
Louisville 6, 2826 Lexington Road, Southern Baptist Theological Seminary, Evelyn Kyle, Supervisor
Owensboro, 204 West Third Street, Mrs. Martha Miner, Mgr.
- Louisiana**
Alexandria, 534 Jackson Street, Mrs. Kate Carter, Mgr.
New Orleans 22, 4141 Providence Place, Box 8264, May Detharage, Mgr.
Shreveport 47, 706 Texas Street, Lynn Fleming, Mgr.
- Maryland**
Baltimore 1, 323 Park Avenue, Nellie Higgins, Mgr.
- Mississippi**
Jackson 1, 125 N. President Street, Box 327, Mrs. O. M. Jones, Mgr.
- Missouri**
Kansas City 6, 1017-1019 Grand Avenue, Robert L. Horton, Mgr.
St. Louis 8, 3528 Washington Boulevard, Charles Taylor, Mgr.
- New Mexico**
Albuquerque, 614 E. Central Avenue, Box 565, H. C. Reavis, Mgr.
- North Carolina**
Charlotte 2, 304 North Tryon Street, Jo Gwin, Mgr.
Raleigh, 828 West Morgan Street, Mary Ayscue, Mgr.
Wake Forest, Southeastern Baptist Theological Seminary, Ruth Ouzts, Supervisor
- Ohio**
Columbus 16, 30 South Fourth Street, Myrtle Anderson, Mgr.
- Oklahoma**
Oklahoma City 3, 208 Northwest 11th Street, Mary E. Tongee, Mgr.
Tulsa 1, 216 East Fourth Street, O. S. Allen, Mgr.
- Oregon**
Portland 5, 1127 S.W. Morrison Street, Mildred Baber, Mgr.
- South Carolina**
Columbia 1, 1807 Hampton Avenue, Mrs. Colie William Roof, Mgr.
Greenville, 108 West McBee Avenue, Leon Brancham, Mgr.
- Tennessee**
Chattanooga 2, 724 Cherry Street, June White, Mgr.
Knoxville 09, 308 West Church Avenue, Belle Lazenby, Mgr.
Memphis 1, 14 North Second Street, Box 334, Virginia Martin, Mgr.
Nashville, 161 Eighth Avenue, North, Pauline McCardell, Mgr.
- Texas**
Austin 1, 1004 Congress Avenue, C. C. Beene, Mgr.
Dallas 1, 701 North Ervay at San Jacinto, P.O. Box 2903, Dan Coler, Mgr.
Fort Worth 2, 400 Throckmorton Street, Virginia Smith, Mgr.
Fort Worth 15, P.O. Box 6928, Southwestern Baptist Theological Seminary, Mrs. Elizabeth Feather, Supervisor
Houston 2, 4111-13 Main Street, Garland W. Foster, Mgr.
Lubbock, 1214 Avenue Q, Box 363, Arnold A. Durbin, Mgr.
San Antonio 6, 111-115 Lexington Avenue, O. N. Clary, Mgr.
- Virginia**
Richmond 10, 212 East Gesce Street, Della Frances Bell, Mgr.
Roanoke 11, 86 West Kirk Avenue, Kattie Sullivan, Mgr.

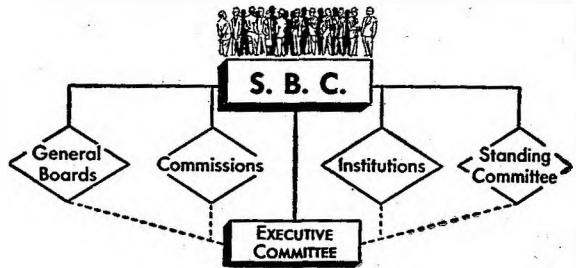
Service Division

H. E. Ingraham, Director

- Mrs. Agnes G. Ford, Press Representative
William D. Kendall, Secretary, Advertising Department
Richard O. Brown, Promotion Supervisor
Cecil C. Smith, Jr., Advertising Plans Supervisor
Leon Smith, Advertising Production Supervisor
James Scarborough, Copy Chief
Herman F. Burns, Secretary, Art Department
Mildred Schreiber, Supervisor of Editorial Layout and Design
Haskell D. Richardson, Supervisor of Advertising Layout and Design
Charles Miller, Supervisor of Job Printing and Books
Mrs. Eleanor R. Evans, Art Production Supervisor
Bryce Finch, Photographer
W. A. Harrell, Secretary, Church Architecture Department
Hardie C. Bass, Jr., A. I. A. Architect
- Rowland E. Crowder, Consultant
Ellis B. Evans, Consultant
T. Lee Anderson, Chief Draftsman
Florida Wake, Secretary, Church Library Service
Frances Lee, Assistant
Marilyn Hager, Library Technician
Albertina Hare, Field Worker
Sue Eller, Field Worker
Jacquelyn Anderson, Field Worker
Mrs. LaRe Pylant, Secretary, Church Recreation Service
Adelle Carmon, Recreation Consultant
Cecil McGee, Recreation Drama Consultant
J. P. Edmunds, Secretary, Survey, Statistics, and Information Department
Martin B. Bradley, Statistician
Jesse L. Williams, Statistical Assistant
Helen Conger, Librarian, Dargan-Curver Library
Beatrice Pruden, Reference Research Worker

ORGANIZATIONAL CHART OF SOUTHERN BAPTIST CONVENTION

COMMISSIONS



AMERICAN BAPTIST THEOLOGICAL SEMINARY

Jointly owned and operated by the National Baptist Convention, Inc., and the Southern Baptist Convention. Organized 1924; Headquarters, 1800 White's Creek Pike, Nashville, Tennessee; Victor T. Glass, Acting President; J. Howard

Young, Springfield Baptist Church, Springfield, Tennessee, Chairman of the Commission on the Seminary; L. S. Sedberry, Nashville, Tennessee, Secretary-Treasurer. Trustees and members of the Holding Board elected by two conventions.

BAPTIST BROTHERHOOD

Organized 1907

Headquarters: 1548 Poplar Avenue, Memphis 4, Tennessee

George W. Schroeder, Executive Secretary-Treasurer
 James M. Sapp, Associate Secretary
 David T. Mashburn, Associate Secretary
 Edward Hurt, Jr., Associate Secretary
 Frank Black, Assistant Secretary

Bruce Carter, Chairman of Commission
 M. F. Keathley, Vice-Chairman of Commission
 R. L. Sherrick, Chairman Executive Committee of Commission
 C. S. Burgess, Recording Secretary

THE CHRISTIAN LIFE COMMISSION

161 Eighth Avenue, North, Nashville, Tennessee

BROOKS HAYS, Chairman

A. C. MILLER, Executive Secretary-Treasurer

EDUCATION COMMISSION

Headquarters: 161 Eighth Avenue, North, Nashville, Tennessee

EVAN A. REIFF, Chairman

R. ORIN CORNETT, Executive Secretary

HISTORICAL COMMISSION

Headquarters: 127 Ninth Avenue, North, Nashville 3, Tennessee

RICHARD N. OWEN, Chairman

NORMAN W. COX, Executive Secretary

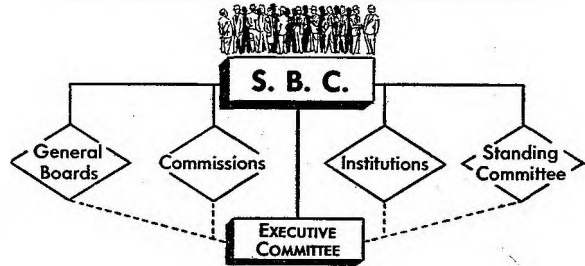
THE RADIO AND TELEVISION COMMISSION

Headquarters: 6248 Camp Bowie Blvd., Fort Worth 16, Texas

PAUL M. STEVENS, Director

ORGANIZATIONAL CHART OF SOUTHERN BAPTIST CONVENTION

INSTITUTIONS



GOLDEN GATE BAPTIST THEOLOGICAL SEMINARY

1908 Addison Street, Berkeley 4, California

HAROLD KEASTER GRAVES, President

FACULTY

- Harold Keaster Graves, B.Ed., Th.M., Th.D., LL.D., President
- David Percy Appleby, B.A., B.M., M.A., M.S.M., Ph.D., Assistant Professor of Theory and Piano
- Carlyle D. Bennett, B.S., M.S.M., Mus.D., Associate Professor of Voice, Conducting
- Elma Allen Bennett, B.S., M.S.M., Associate Professor of Theory and Piano
- L. A. Brown, A.B., B.S., Th.M., Th.D., Associate Professor of Missions and Comparative Religions
- William A. Carleton, B.S., Th.M., Th.D., Dean and Professor of Church History
- Derward W. Deere, A.B., Th.M., Th.D., Associate Professor of Old Testament Interpretation
- Gaines S. Dobbins, M.A., Th.D., D.D., LL.D., Distinguished Professor of Church Administration
- J. Lyn Elder, B.A., Th.M., Th.D., Associate Professor of Pastoral Care
- Fred L. Fisher, A.B., Th.M., Th.D., Professor of New Testament Interpretation
- Clayton K. Harrop, A.B., B.D., Th.D., Assistant Professor of New Testament Interpretation
- C. Arthur Insko, A.B., M.A.E., B.D., Th.M., Th.D., Associate Professor of Preaching and Christian Ethics
- Jack W. Manning, A.B., Th.M., Th.D., Associate Professor of Evangelism, and Director of Field Work
- James W. McClendon, B.A., B.D., Th.M., Th.D., Assistant Professor of Theology and Philosophy of Religion
- J. B. Nichols, A.B., M.R.E., E.D., D.R.E., Assistant Professor of Educational Administration and Arts
- R. F. Royal, B.S., M.R.E., Th.M., D.R.E., Associate Professor of Principles of Religious Education
- Claudia Smith Royal, A.B., M.R.E., D.R.E., Associate Professor of Elementary Religious Education
- Kyle M. Yates, Jr., B.S., B.D., Th.D., Assistant Professor of Old Testament and Biblical Archaeology

STAFF

Harold Kinsey Graves, B.Ed., Th.M., Th.D.,
LL.D., President
William A. Carlston, B.S., Th.M., Th.D., Dean
Lizabeth Cox, Kindergarten Director
Isma Johnson, B.R.E., Registrar
Harry R. Koontz, B.S., B.D., M.R.E., Director
of Publicity and Student Services
A. J. Hyatt, A.B., Th.M., Th.D., Librarian
S. Madue Lewis, B.S., M.C.T., A.M.L.S., B.D.,

Th.M., Th.D., Library Supervisor of Techni-
cal and Readers' Services
Mary Jo Lewis, B.S., M.R.E., Woman's Coun-
selor and Secretary to President
Jack W. Manning, A.B., Th.M., Th.D., Di-
rector, Field Work
Paul E. Mason, Business Manager
Oveta Ruth Smith, B.A., M.R.E., Library
Supervisor of Circulation and Visual Aids

NEW ORLEANS BAPTIST THEOLOGICAL SEMINARY

Organized 1917—Headquarters: 3939 Gentilly Boulevard, New Orleans 22, Louisiana

ROLAND Q. LEAVELL, President

FACULTY

SCHOOL OF THEOLOGY

Ronald Q. Leavell, M.A., Th.D., D.D., LL.D.,
President and Professor of Evangelism
James Washington Watts, A.B., Ph.D., Pro-
fessor of Old Testament and Hebrew
C. Penrose St. Amant, M.A., Th.D., LL.D.,
Ph.D., Professor of Church History
Frank Stagg, A.B., Ph.D., LL.D., Professor
of New Testament and Greek
Eugene N. Patterson, A.B., Th.D., Professor
of Homiletics
James Harold Kennedy, A.B., Th.D., Professor
of Old Testament and Hebrew
Rty Beaman, A.B., Th.D., Professor of Biblical
Introduction
H. Clayton Waddell, A.B., Th.D., Professor of
Social Ethics
Ray Frank Redburn, A.B., Th.D., Ph.D., Pro-
fessor of New Testament

James C. Taylor, A.B., Th.D., Professor of
Homiletics
Ted R. Clark, A.B., Th.D., Associate Professor
of Theology
Nelle C. Davidson, B.S., B.S. in Library
Science, Associate Professor, Librarian
Heien Fails, A.B., M.R.E., M.A., Associate
Professor of Missions
John Olan Strange, A.B., Th.D., Associate Pro-
fessor of New Testament and Hebrew
V. Wayne Barton, A.B., Th.D., Assistant Pro-
fessor of New Testament and Greek
J. B. McMinn, A.B., Th.D., Assistant Pro-
fessor of Philosophy of Religion
Reverly Gray Allison, B.S., Th.D., Assistant
Professor of Missions
W. Morgan Patterson, A.B., Th.D., Assistant
Professor of Church History

SCHOOL OF RELIGIOUS EDUCATION

John M. Price, Jr., A.B., M.R.E., Th.D., Di-
rector, Professor of Psychology and Counsel-
ing
John K. Durr, B.S., D.R.E., Associate Pro-
fessor of Education Administration
Wilbur W. Swarts, A.B., B.D., D.R.E., Associ-
ate Professor of Religious Arts and Crafts
J. Helva Moore, A.B., M.R.E., Th.D., Associate
Professor of Principles of Religious Education
Stanley J. Weston, A.B., B.D., D.R.E., As-
sistant Professor of Youth Religious Educa-
tion
Mrs. Helen E. Herwell, A.B., D.R.E., Assistant
Professor of Elementary Religious Education

Margaret Leverett, B.S., M.R.E., Instructor in
Social Work

Tutors

Martha Louise Heynie, A.B., Typing and Short-
hand
Mrs. J. Wash Watts, A.B., B.Mus., English
Mrs. Sityl Brame Townsend, A.B., Baptist
Student Union
Donald W. Minton, A.B., B.D., Radio and
Religious Crafts
Glenn Frock, B.S., Dactylography

SCHOOL OF SACRED MUSIC

William Plunkett Martin, M.S.M., D.S.M., Di-
rector, Professor of Voice and Conducting
Gector L. Stephens, A.B., M.R.E., M.S.M., As-
sociate Director, Associate Professor of Music
Administration
Beatrice Collins, M.S.M., Assistant Professor
of Piano and Pipe Organ

Franzée Brown, M.Mus., Assistant Professor
in Voice and Graded Chorus
Claude H. Rhea, Jr., A.B., M.Mus., Assistant
Professor in Voice, History of Music, Choral
Technique
Vivace C. McKenzie, M.A., Instructor of
Theory and Composition

SCHOOL OF CHRISTIAN TRAINING

Thomas J. Delaughter, A.B., Th.D., Director,
Associate Professor of Old Testament
Joseph W. Bartlett, B.R.E., B.M., M.S.M., As-
sistant Professor of Sacred Music

R. E. Glaze, A.B., Th.D., Assistant Professor
of New Testament
William S. Garmon, M.A., Th.D., Assistant
Professor of Social Ethics

ADMINISTRATION AND STAFF

Roland G. Leavell, M.A., Th.D., D.D., LL.D.,
President
James Washington Watts, A.B., Ph.D., Dean of
Students
William C. Bolton, A.B., B.D., Director of
Public Relations
James C. Taylor, A.B., Th.D., Registrar
Joe E. Barber, Jr., B.S., Business Manager
Nelle C. Davidson, B.S., B.S. in Library Science,
Librarian
Helen E. Falls, A.B., M.R.E., M.A., Counselor
for Women
Beverly Gray Allison, B.S., Th.D., General
Director of Field Mission Work
V. Waene Barton, A.B., Th.D., Director of
Field Mission Work, School of Theology
J. Kelya Moore, A.B., M.R.E., Th.D., Director
of Field Mission Work, School of Religious
Education
Claude H. Rhea, Jr., A.B., M.Mus., Director

of Field Mission Work, School of Sacred
Music
R. E. Glaze, A.B., Th.D., Director of Field
Mission Work, School of Christian Training
Thomas J. Delaughter, A.B., Th.D., Director,
School of Christian Training
John M. Price, Jr., A.B., M.R.E., Th.D., Di-
rector, School of Religious Education
William Plunkett Martin, M.S.M., D.S.M., Di-
rector, School of Sacred Music, Director of
Student Placement, School of Sacred Music
Genter L. Stephens, A.B., M.R.E., M.S.M.,
Associate Director, School of Sacred Music
John M. Durst, B.S., D.R.E., Director of
Student Placement, School of Religious Edu-
cation
William S. Garmon, M.A., Th.D., Director of
Student Placement, School of Christian
Training

SOUTHEASTERN BAPTIST THEOLOGICAL SEMINARY

Wake Forest, North Carolina

SYDNOR L. STEALEY, President

FACULTY

Thelma Arnote, B.S., M.A., George Peabody
College for Teachers; Special Instructor in
Religious Education
Olin Trivette Binkley, A.B., D.D., Wake Forest
College; Th.B., Southern Baptist Theological
Seminary; B.D., Yale Divinity School; Ph.D.,
Yale University; Professor of Christian So-
ciology and Ethics
Thomas A. Bland, B.A., University of North
Carolina; B.D., Th.D., Southern Baptist
Theological Seminary; Assistant Professor of
Christian Sociology and Ethics
Denton Reuben Cober, A.B., University of
Houston; B.D., Th.D., Southern Baptist The-
ological Seminary; Assistant Professor of
Religious Education
E. Luther Cleveland, A.B., Furman University;
Th.M., Southern Baptist Theological Sem-
inary; Ph.D., Yale University; Assistant Pro-
fessor of Missions
Robert Thomas Daniel, A.B., Mercer Univer-
sity; Th.M., Th.D., Southwestern Baptist
Theological Seminary; M.A., Texas Christian
University; Professor of Old Testament In-
terpretation
Pope Alexander Duncan, B.S., M.S., University
of Georgia; Th.M., Th.D., Southern Baptist
Theological Seminary; Associate Professor of
Church History
Ben C. Fisher, A.B., Wake Forest College;
B.D., Anderson-Newton Theological School;
Assistant Professor of Christian Education

James Leo Green, A.B., Mississippi College;
Th.M., Ph.D., Southern Baptist Theological
Seminary; Professor of Old Testament In-
terpretation
Garland Clifford Hendricks, A.B., Wake Forest
College; Th.B., Southern Baptist Theological
Seminary; Associate Professor of Church-
Community Development and Director of
Field Work
John Burder Hippy, A.B., D.D., Wake Forest
College; Th.M., Southern Baptist Theological
Seminary; S.T.M., Union Theological Sem-
inary (N.Y.C.); M.A., Columbia University;
Professor of Missions
Ben S. Johnson, A.B., University of Missouri;
M.A., Columbia University; Special Instructor
in Music
Marc Lloyd Lovelace, A.B., High Point Col-
lege; Th.M., Th.D., Southern Baptist The-
ological Seminary; Associate Professor of
Archaeology
Edward Allison McDowell, Jr., A.B., D.D.,
Furman University; Th.M., Ph.D., Southern
Baptist Theological Seminary; Professor of
New Testament Interpretation
M. Ray McKay, Ph.R., Shortleaf College;
Th.M., Th.D., Southern Baptist Theological
Seminary; Professor of Preaching
L. J. Warren, A.B., Davidson College; M.A.,
Wake Forest College; Instructor in Religious
Education

Stewart Albert Newman, A.B., D.D., Hardin-Simmons University; Th.M., Th.D., Southwestern Baptist Theological Seminary; Professor of Theology and Philosophy of Religion

B. Elmo Scoggia, B.A., Furman University; Th.M., Th.D., Southern Baptist Theological Seminary

John E. Sheely, A.B., Ouachita College, Arkadelphia, Arkansas; B.D., Th.M., Th.D., Southern Baptist Theological Seminary; Assistant Professor in Historical Theology

William Claudius Strickland, A.B., John B. Stetson University; B.D., Th.D., Southern Baptist Theological Seminary; Assistant Professor of New Testament Interpretation

Julius Carroll Trotter, Jr., A.B., Howard College; Th.M., Th.D., Southern Baptist Theological Seminary

James E. Tull, B.A., Ouachita College; M.A.,

Baylor University; Th.M., Southern Baptist Theological Seminary

John Terral Wainard, A.B., William Jewell College; Th.B., Southern Baptist Theological Seminary; B.D., Yale Divinity School; Ph.D., Yale University; Professor of Christian Education

Richard Knox Young, A.B., Wake Forest College; B.D., Th.D., Southern Baptist Theological Seminary; Associate Professor of Pastoral Care

OFFICERS

Syndor Lorenzo Stealey, President

Georlon M. Fank, Business Manager

Edwin Calhoun Osburn, A.B., Th.M., B.D., B.A., Librarian

Sam C. Fisher, Administrative Assistant and Director of Public Relations

Fred Sandusky, Registrar

THE SOUTHERN BAPTIST THEOLOGICAL SEMINARY

Founded 1859; Headquarters: 2825 Lexington Road, Louisville 6, Kentucky

DUKE K. McCALL, President

FACULTY

Hugh Raymond Peterson, B.A., Th.M., Ph.D., D.D.; Dean of Students; Director of Admissions; Secretary of the Faculties

Leo Taylor Crismon, B.A., M.S.L.S., Th.M., Ph.D.; Librarian

SCHOOL OF THEOLOGY

Healoe Hollis Barnett, B.A., Th.M., Th.D.; Associate Professor of Christian Ethics; Acting Dean, School of Theology

William Walter Adams, B.A., Th.M., Th.D., D.D.; James Buchanan Harrison Professor of New Testament Interpretation

Jesse Myrtle Ashcraft, B.A., B.D., Th.D.; Assistant Professor of Biblical Archaeology

Joseph A. Callaway, B.A., B.D.; Instructor in Old Testament Interpretation

Emanuel A. Dahms, B.S., B.D.; Instructor in Greek New Testament

Henry J. Doham, B.A., B.D.; Instructor in Greek New Testament

Ralph H. Elliott, B.A., B.D., Th.D.; Assistant Professor of Old Testament Interpretation

Clyde Taylor Francisco, B.A., Th.M., Th.D.; James R. Sampsey Professor of Old Testament Interpretation

Henry Cornell Goerner, B.A., Th.M., Ph.D.; Professor of Comparative Religion and Missions

Thomas C. Hall, Jr., B.A., B.D., Th.M., Th.D.; Assistant Professor of Old Testament Interpretation

Ray Lee Honeycutt, Jr., B.A., B.D.; Instructor in Hebrew Old Testament

William E. Hull, B.A., B.D.; Instructor in New Testament Interpretation and Greek

Herbert Cross Jackson, M.A., Th.M., Ph.D.; Associate Professor of Comparative Religion and Missions

Robert Inman Johnson, B.A., Th.M.; Professor of Music and Speech

John Estill Jones, B.A., Th.M., Th.D.; Assistant Professor of New Testament Interpretation

John Moore Lewis, B.A., Th.M., Th.D.; Assistant Professor of Christian Theology

William Latane Luzzain, B.A., Th.M., Ph.D.; Associate Professor of Church History

John H. McClanahan, B.A., B.D., Th.D.; Assistant Professor of Psychology of Religion

Charles Addis McGlon, M.A.E., Ph.D.; Professor of Speech

Dale Moody, B.A., Th.M., Th.D.; Joseph Emerson Brown Professor of Christian Theology

William Hardy Morton, B.S., Th.M., Th.D.; Alumni Professor of Biblical Archaeology

William Arthur Mueller, M.A., S.T.M., Ph.D.; Professor of Philosophy of Religion

Wayne Edward Oates, B.A., B.D., Th.M., Th.D.; Professor of Psychology of Religion

John Joseph Owens, B.A., Th.M., Th.D.; Associate Professor of Old Testament Interpretation

Heber F. Pencock, B.A., Th.M., Th.D.; Associate Professor of New Testament Interpretation

Theron Douglas Price, M.A., Th.M., Th.D.; David T. Porter Professor of Church History

Guy Harvey Ranson, M.A., Th.M., Th.D., Ph.D.; Associate Professor of Christian Ethics

Eric Charles Rust, M.A., B.D. (Oxon), M.Sc.; Professor of Christian Apologetics

Taylor Clarence Smith, B.A., Th.M., Th.D., Ph.D.; Associate Professor of New Testament Interpretation
 Vernon Lorette Stanfield, B.A., Th.M., Th.D.; Associate Professor of Preaching
 Henry Eugene Turlington, B.A., Th.M., Th.D.; Associate Professor of New Testament Interpretation

G. Hugh Wamble, B.A., R.D., Th.D.; Assistant Professor of Church History
 Wayne Eugene Ward, B.A., Ph.D., Th.D.; Assistant Professor of Christian Theology
 Jesse Burton Weatherpoon, M.A., Th.M., Th.D., D.D.; Professor of Preaching
 Gunnar Weston, B.A., B.D., Doc. Theol. Cand. Phil.; Visiting Professor of Church History

SCHOOL OF CHURCH MUSIC

Forrest Henry Heeren, M.S., M.A., Ed.D.; Dean, Church Music Administration
 Walter Odell Dahlm, M.A., Ed.D.; Instrumental Music, Conducting
 Hugh Thomas McElrath, B.A., B.S.M., M.S.M.; Voice, Hymnology, Music Literature
 Donald Wheeler Packard, M.A., Ph.D.; Theory of Music and Music Composition

Charms E. Emsley, B.M., M.A.; Instructor in Voice, Solo Literature
 Farrold Franklin Stephens, B.S., M.A.; Voice, Vocal Literature
 Mabel Warrentin, B.A., M.R.E., M.S.M.; Piano, Theory, Methods
 James Henry Wood, M.A., S.M.D.; Voice, Vocal Literature

VISITING INSTRUCTORS

Armand Abramson, B.M.E.; Woodwind Instruments
 Richard Dales, B.M., M.M.; Voice
 Joel Ebersole, B.M.E., M.M.; Voice
 Gordon E. Fleisher, B.M., M.S.M.; Organ, Piano
 Mrs. Bruce V. Hartmill, B.S.; Piano
 Philip Malgas, M.M.; Organ
 Leon Raper, M.M.; Brass Instruments

Mrs. Leon Raper, M.M.; Piano
 William N. Robinson, B.A., B.S.M.; Theory, Organ
 Virginia Kershner Schneider, B.A., M.A., M.M.; Viola
 Grace Whitney, Violoncello
 Betty Watlington, B.A., M.M.; Piano
 Harold Wich, B.A., B.M.; Violin

SCHOOL OF RELIGIOUS EDUCATION

Allen Willis Graves, B.Ed., Th.M., Th.D.; Dean; Professor of Church Administration
 William R. Cromer, Jr., B.A., B.D.R.E.; Instructor in Religious Education
 Fathley Barrow Edge, M.A., Th.M., Th.D.; Basil Manly, Jr., Professor of Religious Education
 Pauline Hargis, M.A.; Assistant Professor of Elementary Education
 Sabin Paul Landry, B.A., J.I.B., B.D., Th.D.; Assistant Professor of Religious Education

Ernest Joseph Loessner, B.A., M.A.; Associate Professor of Educational Administration
 Clara A. McCartt, attended Northwestern University; Instructor in Church Office Procedure
 Robert Allen Proctor, Jr., B.A., M.R.E., M.S.; Assistant Professor of Educational Psychology
 Joseph Stiles, B.A., Th.M., Th.D.; Professor of Religious Education; Director of Field Work

OFFICERS OF ADMINISTRATION

Duke Kimbrough, McCall, B.A., Th.M., Ph.D., LL.D., D.D., Litt.D.; President
 T. R. Allen, Jr., B.A., Th.M.; Superintendent of Buildings and Grounds
 Henrie Hulix Barnette, B.A., Th.M., Th.D.; Acting Dean, School of Theology
 Mero Barnette, Acting Manager of Student Center
 Louise Foreman Blount, B.A., M.A., D.R.E.; Director of Women's Activities; Director of Evening School
 C. Richard Broome, B.S., B.A., B.D.; Assistant Treasurer
 P. H. Bufkin, Jr., B.S., (Com.), C.P.A.; Treasurer
 Leo Taylor Crisman, B.A., M.S.L.S., Th.M., Ph.D.; Librarian
 Badgett Dillard, B.S., B.A., B.D.R.E., M.R.E.; Director of Public Relations
 Henry Cornel Goerner, B.A., Th.M., Ph.D.; Director of the Summer School

Allen Willis Graves, B.Ed., Th.M., Th.D.; Dean, School of Religious Education
 Forrest Henry Heeren, M.S., M.A., Ed.D.; Dean, School of Church Music
 Robert Isaman Johnson, B.A., Th.M.; Executive Secretary of the Alumni Association
 James H. Lynn, B.A.; Manager of Cafeteria
 Clara A. McCartt; attended Northwestern University, Secretary to the President
 Hugh Raymond Peterson, B.A., Th.M., Ph.D., D.D.; Dean of Students; Director of Admissions
 Sara Ruth Riley, B.A., B.S. in L.S.; Library, Head of Cataloging and Ordering, Staff Supervisor
 Nancy Drue Robinson, B.A., M.A. in L.S.; Library Cataloger
 Thomas C. Sherwood, B.A., B.D., Th.M.; Registrar
 Joseph Stiles, B.A., Th.M., Th.D.; Director of Field Work

SOUTHWESTERN BAPTIST THEOLOGICAL SEMINARY

Chartered 1908—Headquarters: Seminary Hill Station, Fort Worth, Texas

DR. J. HOWARD WILLIAMS, President

FACULTY

SCHOOL OF THEOLOGY

- | | |
|--|--|
| <p>Northeast, Jesse J., B.A., Th.D., Director, Professor of Preaching</p> <p>Autrey, C. E., B.A., Th.D., Professor of Evangelism</p> <p>Baker, Robert A., B.A., Th.D., Ph.D., Professor of Church History</p> <p>Barnes, William Wright, M.A., Th.D., D.D., L.H.D., Research Professor of Baptist History, Emeritus</p> <p>Bennett, Thomas Miles, Jr., M.A., Th.D., Associate Professor of Old Testament</p> <p>Brown, E. C., Jr., B.A., Th.D., Associate Professor of Preaching</p> <p>Carson, E. Leslie, M.A., Th.D., Professor of Biblical Introduction</p> <p>Clark, Carl A., B.A., Th.D., Professor of Pastoral Ministry</p> <p>Clinard, Gordon, A.B., B.D., Associate Professor of Preaching</p> <p>Dunsmuir, Hester L., Jr., B.A., B.D., Associate Professor of New Testament</p> <p>Elliott, Leslie Robinson, B.A., Th.D., Professor of Bibliography</p> <p>Evans, William M., Jr., B.A., Th.D., Associate Professor of Church History</p> | <p>Gilbert, James Lee, B.A., Th.D., Associate Professor of Theology</p> <p>Gray, L. Jack, B.S., Th.D., Professor of Missions</p> <p>Guy, R. Cal, B.A., Th.D., Professor of Missions</p> <p>Hunt, William Boyd, B.A., Th.D., Professor of Theology</p> <p>MacGorman, J. W., B.A., B.D., Th.D., Professor of New Testament</p> <p>Mason, Thomas B., M.A., D.R.E., Ph.D., Professor of Christian Ethics</p> <p>Newport, John P., B.A., Th.D., Ph.D., Professor of Philosophy of Religion</p> <p>Rosen, William H., B.A., Th.M., Ph.D., Professor of Old Testament</p> <p>Scudder, C. W., B.A., Th.D., Professor of Christian Ethics</p> <p>Segler, Franklin M., B.A., Th.D., Professor of Pastoral Ministry</p> <p>Smith, Ralph Lee, B.Ed., Th.D., Professor of Old Testament</p> <p>Summers, Ray, B.A., Th.D., Professor of New Testament</p> <p>Vaughan, William Curtis, B.A., B.D., Associate Professor of New Testament</p> |
|--|--|

INSTRUCTORS

- | | |
|---|---|
| <p>Ferguson, Milton U., B.A., B.D., Instructor in Theology and Philosophy of Religion</p> | <p>Vardaman, E. J., A.B., B.D., Instructor in Biblical Introduction and Old Testament</p> |
|---|---|

VISITING PROFESSORS

- | | |
|--|--|
| <p>Sanderson, Leonard, Th.B., D.D., Visiting Professor in Evangelism</p> <p>Southard, Samuel, A.B., Th.D., Visiting Professor in Pastoral Ministry</p> | <p>Young, Warren C., A.M., B.D., Ph.D., Visiting Professor in Philosophy of Religion</p> |
|--|--|

SCHOOL OF RELIGIOUS EDUCATION

- | | |
|---|---|
| <p>Headrick, Joe Davis, A.B., D.R.E., Director, Professor of Education Administration</p> <p>Price, John Milburn, A.M., Th.D., Ph.D., LL.D., Director Emeritus, Professor of Religious Psychology and Education Principles</p> <p>Barnard, Floy M., A.M., D.R.E., Professor of W.M.U. and Educational Arts</p> <p>Bell, A. Donald, A.B., D.R.E., Professor of Religious Psychology and Counseling</p> <p>Bradford, Ann, A.M., D.R.E., Professor of Elementary Religious Education</p> <p>Churchill, Ralph D., B.S., B.S.M., D.R.E., Professor of Religious Journalism</p> <p>Daniel, James Harris, M.A., M.R.E., Assistant Professor of Elementary Education and Educational Administration</p> | <p>Drakeford, John William, B.A., D.R.E., Associate Professor of Psychology</p> <p>Feather, R. Othal, A.B., D.R.E., Professor of Educational Administration and Director of Field Work</p> <p>Harris, Philip B., B.Ed., D.R.E., Professor of Adolescent Religious Education</p> <p>Knowlton, Gracie, B.A., M.R.E., Professor of Secretarial Training</p> <p>McGee, Lee H., B.S., M.R.E., Professor of Educational Administration and Adult Education</p> <p>McNahan, Monte, B.A., M.R.E., Associate Professor of Missionary Education, Vacation Bible School and Field Work</p> <p>Marth, Leon, B.S., M.R.E., Associate Professor of Principles of Religious Education</p> <p>Melton, Miss, Robert D., M.A., M.R.E., Professor of Social Work</p> |
|---|---|

SCHOOL OF SACRED MUSIC

- | | |
|---|--|
| <p>McKinney, James C., M.Mus., Acting Director, Associate Professor of Theory and Composition</p> <p>Rosen, Sarie, M.F.M., Professor of Voice</p> | <p>Barton, Robert L., B.M.E., M.Mus., Associate Professor of Church Music Education</p> <p>Day, Gladys, M.Mus., Assistant Professor of Organ</p> |
|---|--|

Dean, T. W. (Jack), B.A., M.Mus., Professor of Theory and Composition
 Douglass, Robert S., M.Mus., Associate Professor of Musicology
 McNeely, Edwin, B.S.M., Mus.D., Professor of Music in Evangelism
 McNeely, Mrs. Edwin, B.S.M., M.Mus., Mus.D., Professor of Piano

Reynolds, Mrs. Isham E., Dip.S.M., Professor of Piano
 Thompson, Sara, A.B., B.S. in L.S., M.M.Ed., Music Librarian, Professor of Music Bibliography
 Williamson, S. Charles, M.A., Associate Professor of Voice

OFFICERS OF ADMINISTRATION

Williams, J. Howard, B.A., Th.M., D.D., President
 Head, Eldred Douglas, M.A., Th.D., D.D., LL.D., President Emeritus
 Barnard, Floy, M.A., D.R.E., Dean of Women
 Elliott, Leslie Robinson, A.B., Th.D., Director of Libraries
 Evans, Wayne, B.S., Business Manager
 Gresham, Felix M., B.A., Th.D., Dean of Stu-

dents. Director of Admissions and Veterans Coordinator
 Heacock, Joe Davis, A.B., D.R.E., Director, School of Religious Education
 McKinney, James C., M.Mus., Dean, School of Sacred Music
 Northcutt, Jesse J., B.A., Th.D., Director, School of Theology
 Reavis, L. E., D.D., Director of Endowment and Promotion

INSTITUTIONS—OTHER AGENCIES

SOUTHERN BAPTIST FOUNDATION

Authorized by Convention in 1946

Headquarters: 127 Ninth Avenue, North, Nashville 3, Tennessee

J. W. STORER, Executive Secretary-Treasurer

Jack C. Massey, President
 Raymond L. Rogers, Vice President and Chairman of Executive Committee

Walton Smith, Recording Secretary
 Mrs. Christine M. Bess, Office Secretary-Bookkeeper

SOUTHERN BAPTIST HOSPITALS

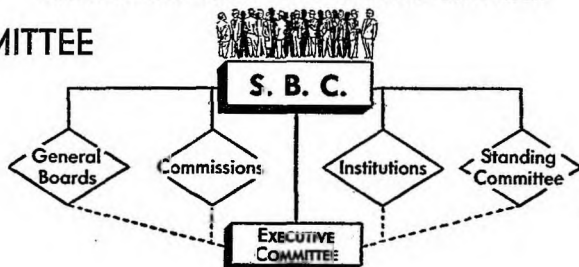
Organized 1926

Ministerial Headquarters: 2700 Napoleon Avenue, New Orleans, Louisiana

FRANK TRIPP, Executive Secretary-Superintendent

ORGANIZATIONAL CHART OF SOUTHERN BAPTIST CONVENTION

STANDING COMMITTEE



BAPTIST JOINT PUBLIC AFFAIRS COMMITTEE

1628 Sixteenth Street, N.W., Washington, D. C.

C. EMANUEL CARLSON Executive Director

AUXILIARY TO SOUTHERN BAPTIST CONVENTION

WOMAN'S MISSIONARY UNION

Organized in 1888

Headquarters: 600 N. 20th Street, Birmingham 3, Alabama

Mrs. R. L. Mathis, President
 Mrs. Wilfred C. Tyler, Recording Secretary
 Miss Alma Hunt, Executive Secretary
 Miss La Venia Neal, Treasurer
 Mrs. William McMurry, Secretary
 Department of Missionary Fundamentals
 Miss Margaret Bruce, Secretary, Department
 of Youth
 Miss Doris DeVault, Secretary, Division of
 Young Woman's Auxiliary

Miss Betty Brewer, Secretary, Division of
 Girls' Auxiliary
 Miss Elsie Rives, Secretary, Division of Sun-
 beam Band
 Miss Ethel Hamric, Editor, Royal Service and
 other WMS publications
 Miss Dorothy Weeks, Editor, Tell and other
 GA publications

CARVER SCHOOL OF MISSIONS AND SOCIAL WORK

Supported jointly by Woman's Missionary Union and Southern Baptist Convention

2801 Lexington Road, Louisville 6, Kentucky

EMILY K. LANSDALL, President

FACULTY

Emily K. Lansdall, B.A., M.A., LL.D., President
 Samuel J. Anderson, B.A., M.D., Medical In-
 formation
 Kathryn Bigham, B.A., M.S. in S.S., Social
 Work
 Hugh A. Brimm, B.A., Th.M., Th.D., Sociology
 and Human Relations
 Virginia Burke, B.F.A., M.R.E., Arts and
 Crafts
 George A. Carver, B.A., M.A., Missions
 Georgie Fancher, A.B., M.A., Library Admin-
 istration
 Buford E. Farris, Jr., B.A., M.A., Group Work
 Elizabeth Gross, B.S., M.S.W., Group Work
 Robert J. Lehman, M.D., Psychiatric Infor-
 mation and Development of Personality
 Mrs. Hugh McElrath, B.A., M.R.E., Music
 J. Glenn Morris, B.A., Th.M., Th.D., Missions
 Mrs. F. David Stull, B.A., M.A., Speech and
 Dramatics
 Athol Lee Taylor, B.A., LL.B., Law and Social
 Work
 Frank Vicroy, B.S., M.A., Ph.D., Community
 Organization

Marilyn Hager, B.A., B.S. in L.S., Library Ad-
 ministration
 Betty Anne Kirlin, B.S., M.S., Recreational
 Leadership
 Robert S. Laubach, B.A., M.A., Linguistics
 Juliette Mather, B.A., M.A., B.M.T., Mission-
 ary Education

STAFF

Emily K. Lansdall, President
 Norman Jean Baker, Assistant in Public Rela-
 tions
 Mrs. B. F. Loyd, Secretary to the President
 Elaine Neefley, Financial Secretary
 Georgie Fancher, Librarian
 Kathryn Bigham, Director of Field Instruction
 Virginia Burke, Associate Director of Field
 Instruction, Director of Good Will Center
 Roger Benton, Assistant to Director of Good
 Will Center
 Eva Dawson, Dietitian
 Mrs. Mary Crouch, House Director
 Mrs. Dan Stringer, Secretary to the Faculty
 E. W. Akins, M.D., School Physician
 Barbara Montgomery, School Nurse
 Cynthia Stables, School Nurse

VISITING FACULTY FOR SUMMER SESSION 1956

Richard W. Coelright, B.A., M.A., Linguistics
 Leonora Dorsey, B.A., B.M.T., M.A., Guidance

CONVENTION-WIDE PAPERS AND PERIODICALS

American Baptist Theological Seminary, Nashville, Tennessee. Publication: **THE SEMINARIAN**, published six times a year.

Baptist Brotherhood Commission of the Southern Baptist Convention, 1548 Poplar, Memphis 4, Tennessee. **BAPTIST BROTHERHOOD JOURNAL** published quarterly, January, April, July, October. George W. Schroeder, Executive Secretary. Editor. Circulation, 115,000.

Baptist Joint Committee on Public Affairs, 1628 Sixteenth Street, N.W., Washington, D. C. **REPORT FROM THE CAPITAL** published monthly.

Education Commission, 161 Eighth Avenue, North, Nashville, Tennessee. **THE SOUTHERN BAPTIST EDUCATOR**, published monthly. R. Orin Cornett, Editor; **SOUTHERN BAPTIST CAREER NEWS**, published monthly. Gladys Bryant, Editor.

Executive Committee, 127 Ninth Avenue, North, Nashville 3, Tennessee. **THE BAPTIST PROGRAM BAPTIST BULLETIN SERVICE**, edited by Albert McClellan.

Foreign Mission Board, 2037 Monument Avenue, Richmond 20, Virginia. **THE COMMISSION**. Eugene L. Hill, editor. Ione Gray, associate editor. Circulation, December, 1956, 134,063.)

Home Mission Board, 161 Spring Street, N. W., Atlanta 3, Georgia. **HOME MISSIONS**. John Caylor, editor; Mrs. Mildred Dunn, associate editor. Circulation, 167,900.

Radio and Television Commission, Fort Worth, Texas. **THE BEAM**, published monthly. Clarence Duncan, editor. (Circulation, January, 1957, 20,000.)

Relief and Annuity Board, Baptist Building, Dallas, Texas. **THE YEARS AHEAD**, published nine times a year, circulation, 20,000.

Southern Baptist Theological Seminary, 2825 Lexington Road, Louisville 6, Kentucky. **REVIEW AND EXPOSITOR**, a Baptist theological quarterly edited by faculty. Guy H. Hanson, managing editor. **THE TIE**, alumni publication. Badgett Dillard, editor.

Southwestern Baptist Theological Seminary, P. O. Box 6898, Seminary Hill Station, Fort Worth, Texas. **SOUTHWESTERN NEWS**, published monthly except August and September. Arch M. McMillan, editor.

Sunday School Board Periodicals, published at 127 Ninth Avenue, North, Nashville, Tennessee. Clifton J. Allen, editorial secretary.

Graded Lessons Publications.—The Graded Course includes pupils' and teacher's books issued quarterly for the separate years up through the Intermediate department. These lessons are prepared for closely graded Sunday schools. The responsibility for these publications is carried by the editorial staff of the Sunday School Department.

Kind Words Series of Illustrated Weeklies—**UPWARD**—Josephine Pile, editor; **THE SENTINEL** and **STORYTIME**, Jo Alice Haigh, editor.

Monthlies—**THE ADULT TEACHER**—Wilbur C. Lamm, editor; **THE YOUNG PEOPLE'S TEACHER**, Ellis M. Bush, editor; **THE SUNDAY SCHOOL BUILDER**, J. N. Barnett, editor; **HOME LIFE**, Joe W. Burton, editor; **THE BAPTIST STUDENT**, G. Kearnie Keegan, editor; **THE BAPTIST TRAINING UNION MAGAZINE**, J. E. Lambdin, editor; **THE CHURCH MUSICIAN**, W. Hines Sims, editor; **THE BRATTLE BAPTIST**, Donald F. Ackland, editor.

Quarterlies—**SUNDAY SCHOOL ADULTS**, **SUNDAY SCHOOL YOUNG ADULTS**, **VISITORS LESSON LEAFLET**, edited by Wilbur C. Lamm; **SUNDAY SCHOOL YOUNG PEOPLE**, **SUNDAY SCHOOL MARRIED YOUNG PEOPLE**, edited by Ellis M. Bush; **SUNDAY SCHOOL INTERMEDIATE PUPIL**, **INTERMEDIATE TEACHER**, edited by Annie Ward Byrd; **SUNDAY SCHOOL JUNIOR PUPIL**, **JUNIOR TEACHER**, edited by Robbie Trent; **SUNDAY SCHOOL PRIMARY PUPIL**, **PRIMARY TEACHER**, edited by Dolores Baker; **BEGINNER BIBLE STORY**, **BEGINNER TEACHER**, edited by Robbie Trent; **ON THE WING WITH THE WORD**, edited by Mary Ruth Brew; **BAPTIST ADULTS**, **BAPTIST YOUNG ADULTS**, **THE BIBLE READER'S GUIDE**, edited by Raymond M. Rigdon; **BAPTIST YOUNG PEOPLE**, **BAPTIST MARRIED YOUNG PEOPLE**, edited by Rice A. Pierce; **BAPTIST INTERMEDIATE UNION QUARTERLY I**, (for ages 13 and 14), **BAPTIST INTERMEDIATE UNION QUARTERLY II**, (for ages 15 and 16) **THE INTERMEDIATE LEADER**, **BAPTIST JUNIOR UNION QUARTERLY I**, (for ages 9 and 10), **BAPTIST JUNIOR UNION QUARTERLY II** (for ages 11 and 12), **THE JUNIOR LEADER**, edited by Ina Smith Lambdin; **THE PRIMARY LEADER**, **EVERY DAY WITH PRIMARIES**, edited by Doris D. Monroe; **THE NURSERY-BEGINNER LEADER**, **EVERY DAY WITH BEGINNERS**, **EVERY DAY WITH NURSERY CHILDREN**, edited by Alma May Scarborough. **THE QUARTERLY REVIEW**, J. P. Edmunds, editor; **OPEN WINDOWS**, Donald F. Ackland, editor.

Vacation Bible School Textbooks—Charles W. Treadway, editor.

Woman's Missionary Union, 600 North 20th Street, Birmingham 3, Alabama. **ROYAL SERVICE**, Ethel Lee Hamric, editor; **THE WINDOW OF YWA**, TELL, Dorothy Weeks, editor; **SUN-BEAM ACTIVITIES**, Art editor, Rachel Colvin.

STATE CONVENTIONS, HEADQUARTERS, AND STATE OFFICERS

State	Name of State Body	Convention Headquarters	Date Founded	Date Entered S. B. C.	Executive Secretary	President
Ala.	Alabama Baptist State Convention	415 South Perry Street Mail: Box 870 Montgomery	1823	1845	A. Hamilton Reid	Harold W. Seever Mobile
Ariz.	Baptist General Convention of Arizona	216 West McDowell Road Phoenix	1928	1931	Charles L. McKay	Paul W. Davis 327 No. Washington Chandler R. J. Gray First Baptist Church Phoenix
Ark.	Arkansas Baptist State Convention	401 West Capital Little Rock	1848	1848	B. L. Bridges	W. C. Bryant First Baptist Church Little Rock
Calif.	Southern Baptist General Convention of California	1405 Broadway Fremont 21	1940	1942	S. G. Posey	Arthur L. McDaniel 222 S. Twelfth Street San Francisco
Colo.	Colorado Baptist General Convention	105 Fillmore Denver 6	1955		Willis J. Ray	W. C. Bryant 1424 S. Columbia Colorado Springs Robert S. Coover 2330 1/2th Street S. E. Washington
D. C.	District of Columbia Baptist Convention	1125 16th Street, N. W. Washington	1877	1845	M. Chandler Stith	James F. Weathers 1791 Mandowdale Ave. Atlanta
Fla.	Florida Baptist Convention	213 West Church Street Jacksonville 2	1854	1854	John Maguire	James H. King First Baptist Church West Brookfield Jack Hall 741 S. Hydraulic Wichita
Ga.	Baptist Convention of the State of Georgia	291 Peachtree St., N. E. Atlanta	1822	1845	Searey S. Garrison	W. R. Patterson 220 W. 11th Louisville 4
Ill.	Illinois Baptist State Association	808 West Main, Box 736 Carbondale	1907	1910	Noel M. Taylor	D. E. Hamilton Smith First Baptist Church Finerich
Kan.	Kansas Convention of Southern Baptists	231 N. Main Wichita	1946	1948	N. J. Westmoreland	Clare E. Vice Glen Burnie S. K. Woodson First Baptist Church Columbus
Ky.	General Association of Baptists in Kentucky	127 East Broadway Louisville	1837	1846	W. C. Bower	D. F. Risk 4223 Athlete St. Louis
La.	Louisiana Baptist Convention	Box 311 Alexandria	1848	1848	Robert L. Lee	Harry Welch Eunice
Md.	Maryland Baptist Union Association	103 E. 23rd Street Baltimore 18	1835	1845	Clifton C. Thomas	J. G. Canipe Hendersonville
Miss.	Mississippi Baptist Convention	Box 530, Jackson	1836	1845	Chester L. Quarles	Arthur L. Walker First Baptist Church Dunwoody
Mo.	Missouri Baptist General Association	217 Adams Street Jefferson City	1834	1919	Earl O. Harding	J. Thurston Gooch First Baptist Church Dunwoody
N. Mex.	Baptist Convention of New Mexico	516 Central Ave., N. E. P. O. Box 445, Albuquerque	1912	1946	Harry P. Stagg	John B. Goring 1561 B Street Springfield
N. C.	Baptist State Convention of North Carolina	301 Hillsboro Street Raleigh	1830	1844	M. A. Haggins	E. P. Knight
Ohio	State Convention of Baptists in Ohio	30 South Fourth Street Columbus, 15	1954		Ray E. Roberts	John B. Goring 1561 B Street Springfield
Okl.	Baptist General Convention of the State of Oklahoma	1141 North Robinson Oklahoma City	1906	1913	T. B. Leakey	E. P. Knight
Oregon-Wash.	Baptist General Convention of Oregon-Washington	811 N. W. 10th Avenue Box 3342, Portland 8, Oregon	1948	1949	R. R. Milam	E. P. Knight
S. C.	State Convention of the Baptist Denomination in South Carolina	1381 Hampton Street Columbia	1821	1846	Charles F. Sims	J. Howard Young First Baptist Church Spartanburg
Tenn.	Tennessee Baptist Convention	Belmont at 10th Avenue, Nashville	1833	1845	W. Fred Kendall	E. Bernwood Westlake Lead
Texas	Baptist General Convention of Texas	Baptist Building, 703 N. Brady, Dallas 2	1848	1848	Forrest C. Fezzer	St. Main Baptist Church Houston
Va.	Baptist General Association of Virginia	1 West Franklin Street P. O. Box 5-R, Richmond 1	1823	1845	Lucius M. Polhill	Carrie English Alexandria

1957 STATE CONVENTIONS AND OFFICERS

State	Place 1957 Convention	Date 1957 Convention	Recording Secretary	Statistical Secretary	Treasurer
Ala.	Dauphin Way Bapt. Church Mobile	Nov. 12-14	Graver Walker 207 Magnolia Ct. Trussville	Davis Cooper, Jr.	A. Hamilton Raid
Ariz.	First Southern Bapt. Church Glendale	Nov. 6-8	W. Barry Garrett		Charles L. McKay
Ark.	Immanuel Baptist Church Little Rock	Nov. 19-21	W. Dawson King	W. Dawson King	B. L. Bridges
Calif.	Auditorium Riverside	Oct. 29-31	John Ellenburg		S. G. Posey
Colo.	First Southern Bapt. Church Casper, Wyoming	Oct. 1-3	Raymond A. Pratt		Willis J. Ray
D. C.	First Baptist Church Hyattsville, Maryland	Nov. 18-19	Clinton Hemmings	Miss Ethel Morris	Lee M. Currie
Fla.	First Baptist Church Pensacola	Nov. 12-14	M. D. Jackson P. O. Box 278 Edgewater	M. D. Jackson P. O. Box 278 Edgewater	John Maguire
Ga.	First Baptist Church Valdosta	Nov. 12-14	J. L. Clegg Dalton	Arthur Hinson	Emory S. Garrison
Ill.	First Baptist Church Evanstonville	Nov. 5-7	L. H. Moore	L. H. Moore	E. M. Norman Rt. D, Carbondale
Kan.	Immanuel Baptist Church Wichita	Nov. 12-14	William G. O'Dell 5901 W. 67th Street Mission		N. J. Westmoreland
Ky.	Harlan Baptist Church Harlan	Nov. 12-14	E. D. Davis Clinton		W. C. Boone
La.	First Baptist Church Baton Rouge	Nov. 12-14	Leon Ivey	Leon Ivey	Robert L. Lee
Md.	University Baptist Church Baltimore	Nov. 11-13	Laurence A. Free	Clifton C. Thomas	Alvin J. Beck
Miss.	Immanuel Baptist Church Hattiesburg	Nov. 12-14	Robert W. Martin		Chester L. Quarles
Mo.	First Baptist Church Columbia	Oct. 29-Nov. 1	Earl T. Biven		Russell Wren
N. Mex.	Central Baptist Church Clovis	Oct. 22-24	Jessie M. King		Harry P. Stagg
N. C.	Raleigh	Nov. 19-21	Charles B. Deane Rockingham	L. L. Morgan	M. A. Huggins
Ohio	East Hamilton Bapt. Church Hamilton	Nov. 7-8	J. W. Jarvis	Nobel Cottrell	Ray E. Roberts
Okla.	First Baptist Church Tulsa	Nov. 12-14	John T. Daniel	J. M. Gaskin*	T. B. Lackey
Oregon-Wash.	Springfield Oregon	Oct. 23-24	Marvin Jones	Doris Fanchier	R. E. Milam
S. C.	Charleston	Nov. 12-14	H. Floyd Surles	Ollin Owen	Charles F. Sims
Tenn.	First Baptist Church Nashville	Nov. 12-14	L. G. Frey	Gene Kerr	W. Fred Kendall
Texas	Coliseum Fort Worth	Nov. 5-7	D. B. South	Roy Johnson	R. A. Springer
Va.	First Baptist Church Roanoke	Nov. 12-14	Ralph J. Kirby 415 North 7th Street Portsmouth	E. J. Wright 2707 Northumberland Ave. Richmond	Kenneth E. Burke

*J. M. Gaskin is Historical Secretary.

OFFICERS OF STATE BAPTIST CONVENTIONS—Continued

State	Foundation Secretary	Sunday School Secretary	Training Union Secretary	Breathery Secretary	Women's Missionary Union Secretary
Ala.	Leslie Wright	Ernest Myers	George W. Caldwell	W. J. Label	Mary Emma Stephens
Ariz.	Ed J. Packwood	Edgar Williamson	Cecil Archer	W. D. Lawes	Mrs. Charles Griffin
Ark.	Julian L. Stenstrom	W. Alvin Strickland	Ralph Davis	Nelson Tull	Nancy Cooper
Calif.	Willis J. Eaten	Howard Halsell	James E. Frost	Walter Busbee	Clara Luce
Colo.		Winston H. Ambrose	Phillip T. Card	Jack Stanton	Nicy Murphy
D. C.	G. A. Leichter	C. F. Barry	Winston H. Ambrose		Mrs. Carleton M. Loan
Fla.	P. O. Box 1147 Plant City		O. K. Bradford	G. A. Ratterree	Joséphine Jones
Ga.	Harry V. Smith, Sr.	Julian T. Phipkin	Gainer E. Bryan	Bernard D. King	Janice Singleton
Ill.		Wheeler L. Thompson	Gayford M. Sloan	George Wheeler	Helen Sinclair
Iowa	H. H. Whaley	Hilary Brophy	Ray Gilliland	S. R. Belew	Eva Berry
	1001 North Ford Hutchinson			Burden, Kansas	
Ky.	A. M. Vollmer	Roy E. Boatwright	James Whaley	L. E. Coleman, Sr.	Mrs. George R. Ferguson
La.	Herschel C. Pettas	J. L. Pallard	Jimmy P. Crowe	Fred Forester	Kathryn E. Carpenter
Md.	Clifton C. Thomas	L. J. Newton, Jr.	Jimmy J. Hartfield	Allea J. Beck	Josephine Carroll Norwood
Miss.	Harry Lee Spencer	E. C. Williams	Kermit King	W. R. Roberts	Edwina Robinson
Mo.	Harry L. Cameron	Arthur R. Hicks	Harry T. Copeland	Walter P. Arnold	Hilda Beggs
N. Mex.	H. C. Sireth	W. J. Lites	Charles F. Polston	H. C. Sivells	Eva B. Ialov
N. C.	Honore Eason	Herman Hley	James P. Morgan	Honore Eason	Miriam Robinson
Ohio	August Feary	George W. Fletcher	George W. Fletcher	John H. Ashcraft	Beulah Wingo
Oregon	R. E. Milam	E. W. Westmoreland	E. W. Westmoreland	J. A. Pennington	Margaret Hutchison
Wash.				Paul A. McCasland	Mrs. Roland P. Hood
S. C.	R. Frank Kolb	J. L. Corzine	John B. Lane	John A. Farnes	Ruth Provense
Tenn.	Henry J. Rusey	John Daniel	Charles L. Norton	Paul B. Cates	Mary Mills
Texas	James C. Cantrell	Andrew Q. Allen	R. Hooper Dilday	L. H. Tapscott	Eula Mae Henderson
Va.	James R. Bryant	Frank G. Voigt		George Euting	Elles Douglas Oliver
	183 Union Trust Bldg. Peterburg				

OFFICERS OF STATE BAPTIST CONVENTIONS—Continued

State	Evangelism Secretary	Missions Secretary	Music Secretary	Student Union Secretary	Promotion Secretary
Ala.	Vernon Yearby	J. E. Burkstrom	Paul Stewart	Maurice Willis	George E. Bagley*
Ariz.	W. D. Lawes		Sid Davis	Sid Davis	Ralph Douglas†
Ark.	L. L. Yearby	C. W. Caldwell	LeRoy McClard	Tom Lough	
Calif.	D. Wace Armstrong		Phillip T. Card	Edward E. Rollins	Edmond R. Walker
Colo.	Jack Stanton			Phillip T. Card	
D. C.	William J. Crowder	William J. Crowder		Howard D. Rann	
				2021 Evans St., N. E. Washington	
Fla.	Paul A. Meigs*	Clifford Walker	W. G. Stroup	Joe B. Webb	Gus Johnson
				Box 2638, Univ. Station Gainesville	
Ga.	R. T. Russell	Walter R. Miffeld	Paul McCommon	Anbrey L. Hawkins	Arthur Hinson
Ill.	James M. Baldwin	Hunt	Earl W. Morris	V. W. Fathson	A. C. Queen
			1608 Thompson Carbondale	St. E. Green	
Iowa	John Havik	W. A. Burke	Eugene F. Quinn	Champaign	
Ky.	Eldred M. Taylor	Eldred M. Taylor	Lovell C. Alexander	Ray Gilliland	A. M. Vollmer
La.	R. O. Cawker	Fred B. Mosley		J. Charles Durham	Fred B. Mosley
Md.	Clifton C. Thomas	Clifton C. Thomas		Udell South	Clifton C. Walker
Miss.	Joe T. Odle		W. C. Morgan	Betty Jean Weeks	Joe T. Odle
Mo.	Ernest T. Pratt	Bruce C. Maples	Dale Brubaker	Wain Lee	Eloyd W. Collins
N. Mex.	Joseph B. Underwood	Jeff Rutherford	Charles F. Polston	Trust Sheriff	Jeff Rutherford
N. C.	Julian S. Hopkins		J. O. Stroud	Bruce E. Whitaker	Earle L. Bradley
Ohio	Ray E. Roberts	Sam W. Scantlan	Eugene Bartlett	Eugene Bartlett	W. R. Grinstead
Ore.	J. A. Pennington	Roland P. Hood		Ed Sealough	R. R. Milam
Wash.	Paul A. McCasland				
S. C.	James A. Howard	L. G. Frey	T. H. Westmoreland	Charles W. Horner	Honore C. Hammett*
Tenn.	F. M. Dwell, Jr.	R. Elmer Dutton	Frank G. Charlton	Charles M. Bessie	Gene Kerr
Texas	C. Wade Freeman		W. F. Ponderbase	W. F. Howard	J. Woodrow Fuller
Va.	William B. Denson		Katharine Bailey	Ralph B. Wonders	J. Edward Sandridge†

* NOTE: George E. Bagley is assistant executive secretary for Alabama; E. W. Hunk is stewardship and church finance secretary for Arizona; Ralph Douglas is assistant executive secretary for Arkansas; Paul A. Meigs is director of evangelism and mission education for Florida; Gainer E. Bryan, Jr. is public relations director for Kentucky; W. H. Carl is director of evangelism and stewardship training for Kentucky; W. H. Allison is stewardship director for Missouri; Walter R. Harrington is press manager for Missouri; John Randall is assistant promotion secretary for New Mexico; L. L. Morgan is church planning secretary for North Carolina; Arthur E. Davenport is public relations director for Oklahoma; Tom E. Carter is superintendent of hospitals-treasurer for Oklahoma; B. Truman Moxey is superintendent, Department of Child Care; Honore C. Hammett is assistant general secretary-treasurer for South Carolina; Roy J. Gilliland, Jr. is Royal Ambassador secretary for Tennessee; and Abbie Louise Green is secretary of Youth for Tennessee; William B. Denson is secretary for evangelism and institutional missions for Virginia; J. Edward Sandridge is assistant to the executive secretary for Virginia.

STATE BAPTIST PAPERS, SOUTHERN BAPTIST CONVENTION

State	Name of Paper	Editor	Business Manager	Circulation	Subscription Par Year	Frequency Issued	Date Founded
Ala.	The Alabama Baptist 614-18 Stalks Building Birmingham	Leon Macon	Leon Macon	84,186	\$ 2.00	Weekly	1835
Aris.	Baptist Beacon 314 W. McDowell Road Phoenix	W. Harry Garrett		11,000	2.00	Weekly	1932
Ark.	Arkansas Baptist 107 Baptist Building Little Rock	Erwin L. McDonald	Erwin L. McDonald	48,000	2.25	Weekly	1901
Calif.	The California Southern Baptist 1408 Broadway Fresno	Floyd Looney	Floyd Looney	22,000	2.00	Weekly	1912
Colo.	Rocky Mountain Baptist 106 Elmwood Street Denver	Willis J. Ray	Willis J. Ray	4,400	1.25	Semi- monthly	1953
D. C.	Capital Baptist 1628-16th Street, N. W. Washington	James O. Duncan	James O. Duncan	4,000	1.50	Weekly	1964
Fla.	Florida Baptist Witness 218 West Church Street Jacksonville	W. G. Stracener	W. G. Stracener	45,885	2.00	Weekly	1854
Ga.	The Christian Index 291 Peachtree, N. E. Atlanta	John J. Hart	John J. Hart	93,281	2.00	Weekly	1831
Ill.	The Illinois Baptist Box 330 Carbondale	L. H. Moore		18,333	1.50	Weekly	1906
Kan.	Baptist Digest Box 129 Wichita	Hoyt S. Gibson	Hoyt S. Gibson	6,010	1.50	Weekly	1943
Ky.	Western Recorder 127 East Broadway Louisville	R. T. Skinner	Robert L. Pogue	59,000	2.25	Weekly	1825
La.	The Baptist Message Box 311 Alexandria	Finley W. Tinnin	Finley W. Tinnin	58,440	2.00	Weekly	1883
Md.	The Maryland Baptist 100 E. 2nd Street Baltimore 13	Clifton C. Thomas	Mrs. Ethel Airey	11,178	1.00	Monthly	1865
Minn.	The Baptist Record Box 538 Jackson	W. C. Fields	J. E. Lane	89,250	2.00	Weekly	1836
Mo.	Word and Way Minouri Baptist Bldg. Jefferson City	H. H. McGinty	H. H. McGinty	53,300	2.00	Weekly	1895
N. Mex.	Baptist New Mexican Box 483 Albuquerque	Lewis A. Myers	Lewis A. Myers	18,500	2.00	Weekly	1911
N. C.	Biblical Recorder 131 W. Hargett Street Raleigh	L. L. Carpenter	L. L. Carpenter	61,832	2.50	Weekly	1823
Ohio	Ohio Baptist Messenger 30 South Fourth Street Columbus 15	George Fletcher		3,300	1.00	Monthly	1962
Okl.	Baptist Messenger 1114 North Robinson Oklahoma City	Jack L. Gritz	Jack L. Gritz	75,992	2.00	Weekly	1912
Oregon- Wash.	West Coast Baptist Box 3343 Portland 7, Oregon	C. Ervin Boyle	C. Ervin Boyle	1,500	1.50	Semi- monthly	1938
S. C.	Baptist Courier Box 2240 Creeville	S. H. Jones		92,072	2.00	Weekly	1861
Tenn.	Baptist and Reflector Blount at 16th Ave., S. Nashville	Richard N. Owen	Joseph B. Kesler, Jr.	60,234	2.00	Weekly	1825
Texas	Baptist Standard 2222 San Jacinto Street Dallas 1	E. S. James	E. S. James	229,042	2.00	Weekly	1889
Va.	The Religious Herald P. O. Box 3-R Richmond 7	Reuben E. Alley	Reuben E. Alley	18,000	2.50	Weekly	1829

OTHER BAPTIST DIRECTORIES

AMERICAN BAPTIST BODIES

American Baptist Association.—Organized 1878 by a unifying of the General Association and the Baptist Missionary Association of Texas. Headquarters, 214 E. Broad St., Texarkana, Ark.-Tex.; President, Dr. A. J. Kirkland, Henderson, Texas; Secretary of Missions, A. L. Patterson, 214 E. Broad, Texarkana; Editor-in-Chief of publications, Eld. E. C. Gilentine; Business Manager, J. Alvan Raster, 214 E. Broad St., Texarkana.

North American Baptist Association.—Organized 1870; Headquarters, 716 Main Street, Little Rock, Arkansas; President, M. E. Childers, Little Rock; Secretaries of Missions, W. J. Burgess and Craig Branham, Editor of Publications, D. O. Silvey, Texarkana; Business Manager of Publications, T. O. Dohet, Little Rock; North American Theological Seminary, G. D. Vellar, Jacksonville, Texas; 1957 Meeting in March at Little Rock.

Leff Carey Baptist Foreign Mission Convention.—Organized 1897. Headquarters, 1501 Eleventh St., N. W., Washington, D. C.; President, J. V. Melver, D. D., Orange, New Jersey; Executive Secretary, W. C. Smerville, A. M., D. D., 1501 Eleventh St., N. W., Washington, D. C.

National Baptist Convention of America.—Rev. G. L. Prince, D. D., President, 2610 Avenue I, Galveston, Texas; Rev. G. Goings Daniels, D. D., Recording Secretary, 1215 Church Street, Georgetown, S. C.; Rev. W. M. Grimbie, D. D., Corresponding Secretary, 2635 Second Street, Alexandria, La.; Treasurer, Rev. A. A. Lucas, D. D., 5109 Farmer Street, Houston, Texas; Corresponding Secretary of Foreign Missions Board, Rev. E. S. Branch, 2802 Eagle Street, Houston, Texas; Corresponding Secretary of Home Mission Board, Rev. Ira H. Hendon, D. D., 3993 South Parkway at 40th Street, Chicago, Ill.; Corresponding Secretary of Education Board, Rev. E. J. Minnifree, 548 N. 41st Street, Birmingham, Alabama; Secretary of the Publishing Board, Rev. Henry A. Boyd, D. D., 523 Second Ave., North, Nashville, Tenn.; Corresponding Secretary of the B. Y. P. U. Board, Rev. W. A. Joshua, D. D., 603 E. Jefferson Street, Waxahatchie, Texas; Corresponding Secretary of the Evangelical Board, Rev. E. H. Branch, 2841 Osborn Blvd., Kansas City, Mo.; Corresponding Secretary Personnel Department, Rev. George J. Johnson, 1215 South Second Street, Waco, Texas.

National Baptist Convention of U. S. A., Incorporated.—Organized 1880; Incorporated 1915. President, Dr. J. H. Johnson, 2101 S. Parkway, Chicago, Illinois; Secretary, Rev. T. J. Jemison, 915 Spain Street, Baton Rouge, La.; Corresponding Secretary of Foreign Mission Board, Dr. C. C. Adams, 701 South 19th St., Philadelphia, Pa.; Corresponding Secretary of the Home Mission Board, T. T. Lovelace, 4824 Vincennes Ave., Chicago, Ill.; Corresponding

Secretary of the B. Y. U. Board, 409 Oak St., Nashville, Tenn.; Corresponding Secretary of Education Board, Rev. Coleman W. Kerry, Box 503, Marshall, Texas; Corresponding Secretary of the Publishing Board, A. M. Townsend, M. D., D. D., Corner Fourth Avenue and Cedar St., Nashville, Tenn.; Corresponding Secretary of Benefit Board, Rev. M. Kirby, 750 E. 7th St., Chattanooga, Tenn.

American (Northern) Baptist Convention.—Organized May 16, 1867; President, Harry L. Dillin, McMinnville, Oregon; General Secretary, Rev. Reuben E. Nelson, 182 Madison Ave., New York City; Associate General Secretary, Rev. W. Hubert Porter; Treasurer, H. J. Manson, 177 Montague St., Brooklyn, N. Y. Next session, May 29-June 4, 1957, Philadelphia, Pa.

The Board of Education and Publication of the American Baptist Convention functioning for The American Baptist Publication Society and The Board of Education of the American (Northern) Baptist Convention, Office: 1701-1703 Chestnut Street, Philadelphia 3, Pa.; 181 Madison Avenue, New York 16, N. Y.; Executive Secretary, Richard Holland, D. D., Ronald V. Wolfis, Associate Executive Secretary.

The Baptist Federation of Canada.—Secretary-Treasurer, T. B. Melchmond, 215 Roe Avenue, Toronto 12, Canada.

Czechoslovak Baptist Convention in America.—Organized 1912. President, Rev. Frank T. Bridgik, Route 1, Union (Ky. Pa.) Secretary, Rev. V. P. Stunak, 5780 Eastwood Ave., Chicago, Ill. Publication, PRAVDA A SLAVNA NA DEJE—The Truth and Glorious Hope; Editors, Rev. J. P. Piroch, 213 S. Park Street, Westmont, Ill., and Dr. David Marek, Mintonas, Man., Canada. Publication Office, 5206 W. Stroeg St., Chicago, Ill.

The Baptist Missions Union of America.—Organized 1901. Rev. Edgar Berglund, Iron River, Wis.; Secretary, Swaney Fingersom, 328 N. 10th Ave., W., Duluth 7, Minn. Publication, THE MISSION POST; Editor, Rev. Alfred Holmgren, 2 Sautaug Rd., Woonester 4, Mass.

New England French Baptist Conference.—Organized August 5, 1931. President, Albert Askert, 2 Ascension Street, Blackstone, Mass.; Secretary, Miss Rivera, Sernave, 171 Robinson Street, Woonsocket, Rhode Island.

Polish Baptist Conference in U. S. A. and Canada.—Organized 1912. President, Rev. John Kaczoraka, 37 Lane Avenue, Toronto, Ont.; Secretary, Rev. E. L. Golonko, 2624 North Fairfield Avenue, Chicago 47, Illinois. School, name Publication, THE FRIEND; Editor, Rev. E. L. Golonko, 2624 N. Fairfield Avenue, Chicago 47, Ill.

Hungarian Baptist Union of America.—Organized 1938. President, Rev. Emil Bretz, 2844 East 130th Street, Cleveland, Ohio. Secretary,

Rev. William B. Molnar, 14 Siltman Ave., Bridgeport 5, Conn. Editor of EVANGELIUM (BARNOK (GOSPEL MESSENGER)); Rev. Adalbert Petre, 943 Merrill Ave., Lincoln Park, Michigan. Editor of BIBLIA-MAGYARAZO (BIBLE EXPOSITOR); Rev. Gabriel Petre, 2606 Canham Avenue, Cleveland, Ohio. Evangelist, Rev. Alex. Kinda, Treasurer, 380 W. 43rd St., Los Angeles, Calif.

Italian Baptist Association of America.—Organized 1898. President, Rev. Angelo Di Domenico, D.D., 17 Campbell Avenue, Havertown, Pennsylvania. Secretary, Rev. Valentino Pinizzoli, 5374 Devonshire Rd., Detroit 24, Mich. Publication, L'AJURORA; Editors: Dr. Angelo Di Domenico, 27 Campbell Avenue,

Havertown, Pa., and Rev. Anthony F. Vazquez, 1232 Tasker St., Philadelphia 48, Pa. Portuguese Baptist Convention.—Organized 1863. President, James Azevedo, 19 Binkie St., Pawtucket. R. I. Recording Secretary, Rev. Calimerio P. Oliveira, 25 Kane St., New Bedford, Mass. Corresponding Secretary, Rev. Manuel Avila, 1183 Rodman Street, Fall River, Mass.

Romanian Baptist Association of America.—Organized 1913. President, Rev. A. S. Lucaici 18351 Woodward, Detroit 4, Michigan; Secretary, Rev. Peter Trutz, 1030 West Washington Blvd., Chicago 12, Illinois. School, none. Publication, LUMINATORUL (THE ILLUMINATOR); Editor, Mrs. D. Pases, 7011 Detroit Ave., Cleveland, Ohio.

FOREIGN-SPEAKING BAPTIST BODIES IN THE UNITED STATES

Baptist General Conference of America. The (formerly Swedish).—Organized 1879. Executive Secretary, Rev. William C. Tappan, 5750 N. Ashland Avenue, Chicago 26, Ill. School, Bethel College and Seminary. President, Carl H. Lundquist, 1489 N. Snelling Ave., St. Paul, Minn. Publication, THE STANDARD; Editor, Rev. Martin Erikson, 5750 N. Ashland Avenue, Chicago 26, Ill.

The Danish Baptist General Conference.—Organized 1910. President, Rev. N. C. Berg, Clark's Grove, Minn. Corresponding Secretary, Rev. I. Fredmund, Box 224, Clark's Grove, Minn. School, Northern Baptist Theological Seminary. Publication, THE WATCHMAN; Editor, Rev. I. Fredmund, Clark's Grove, Minnesota.

The North American Baptist General Conference.—Organized 1843. Moderator, Mr. Walter W. Grosser, 158 North Harvey, Oak Park, Ill. Executive Secretary, Dr. Frank H. Works, 2308 Madison Street, Forest Park, Illinois. General Missionary Secretary, Rev. Richard Schilke, 7208

Madison St., Forest Park, Ill. School, The North American Baptist Seminary, Sioux Falls, South Dakota. Publications, THE BAPTIST HERALD; Editor, Dr. M. L. Looschner, 7308 W. Madison St., Forest Park, Ill., and OVER SENDNOTE; Editor, Rev. W. J. Luebeck, 2124 Payne Ave., Cleveland 14, Ohio.

Russian-Ukrainian Baptist Union.—Organized 1919. President, Rev. John Daviduk, 127 Marber St., Hartford, Conn. Secretary, Rev. Peter Gorduscow, 1902 Cassius St., Trenton, N. J. Treasurer, Rev. Andrew Myzha, 1431 Gratiot Ave., Saginaw, Mich. Publication, THE SOWER OF TRUTH; Published by Russian-Ukrainian Baptist Union of U. S. A., Editors; John Daviduk and Dr. Ivan Kmetz, 20th and Parrish, Philadelphia 20, Pa.

Spanish-American Baptist Convention.—Organized 1928. President, Rev. Jose Garcia, 229 Hancock St., Topeka, Kansas. Secretary, Mrs. C. C. Carrawan, 2310 Monitor Pl., Kansas City, Mo.; School, Spanish-American Baptist Seminary, Los Angeles, California; Publication, EL PALADIN.

BAPTIST WORLD ALLIANCE

Headquarters: 1678 Sixteenth Street, N.W., Washington 9, D. C.

Includes Baptists from every country in the world where there are Baptists. The organization holds its meetings once in five years. Purely advisory in its relations to churches; has no authority over its members. Purpose is to discuss the great themes which are of common interest to all Baptists.

Organized in London, England, July 11-19, 1905, with Dr. Alexander MacArthur, London, presiding. Alliance formed July 17, 1905; Dr. John Clifford, London, elected President.

Second meeting, June 19-26, 1911, Baptist Temple, Philadelphia, Pa., Dr. Robert Stuart MacArthur, New York, elected President.

Third meeting was postponed on account of World War until July 21-27, 1923, when it was held in Stockholm, Sweden, Dr. E. Y. Mullins, Louisville, Ky., elected President.

Fourth meeting held in Toronto, Canada, June 28-29, 1929, Rev. John MacNeill, Toronto, Canada, elected President.

Fifth meeting held in Berlin, Germany, August 4-10, 1934, Dr. George W. Truett, Dallas, Texas, elected President.

Sixth meeting held in Atlanta, Georgia, July 22-28, 1939, Dr. J. H. Rumbrenke, London, England, elected President.

Seventh meeting held in Copenhagen, Denmark, July 28-August 3, 1947, Dr. C. Oscar Johnson, St. Louis, Missouri, elected President.

Eighth meeting held in Cleveland, Ohio, July 22-27, 1950, Dr. F. Townley Lord, London, elected President.

Ninth meeting held in London, England, July 16-23, 1955, Dr. Theodore F. Adams, Richmond, Virginia, elected President.

Tenth meeting to be held in July 1960 in Rio de Janeiro, Brazil.

PRESIDENT OFFICERS

President, Dr. Theodore F. Adams, First Baptist Church, Richmond 21, Virginia.

General Secretary, Dr. Arnold T. Ohrn, 1628 16th Street, N.W., Washington 9, D. C.

Associate Secretary for Youth Work, Robert S. Denny, 1628 16th Street, N.W., Washington 9, D. C.

Acting Associate Secretary in Europe, Dr. Henry Cook, 4, Southampton Row, London, W. C. 1, England.

Vice-Presidents: Dr. J. T. Ayorinde, P. O. Box 479, Lagos, Nigeria; Mrs. Edgar Bates, McMaster University, Hamilton, Ontario; Dr. Honorio Espinoza, Box 275, Santiago, Chile; Mr. Lam Chi Fung, Pui Ching Middle School, Waterloo Road, Kowloon, Hong Kong; Dr. Jakob Meister, Apollosstr. 21, Zurich 7, Switzerland; Rev. Lawrence A. North, P. O. Box 1773, Wellington, New Zealand; Rev. Benjamin Pradhan, Mission Road, Cuttack, Orissa, India; Dr. P. S. Wilkinson, 607 Piedmont Avenue, San Antonio 3, Texas; Rev. Yakov I. Zhidkov, Central Post Office Box 520, Moscow, U.S.S.R.

Treasurers: The Hon. Sir Donald Finmemore, Royal Courts of Justice, London W. C. 2, England; Eastern Treas.: Carl W. Tiller, 2418 59th Place, Cheverly, Maryland, Western Treasurer.

LIFE MEMBERS OF THE EXECUTIVE COMMITTEE

Past president, Dr. C. Oscar Johnson, Third Baptist Church, St. Louis 3, Missouri; Past president, Dr. F. Townley Lord, Bloomsburg Central Baptist Church, London W. C. 2, England; Past General Secretary, Dr. W. O. Lewis, 3500 14th Street, N.W., Washington 10, D. C.

OTHER MEMBERS OF EXECUTIVE COMMITTEE

Africa: Rev. Robert H. Philpott, P. O. Box 127, Bulawayo, Southern Rhodesia. Argentina: Rev. Alfonso Olmedo, Rivadavia 1049, San Luis, Argentina. Australia: Dr. W. L. Jarvis, 205 Wardell Rd., Dulwich Hill, Sydney, N. S. W., Australia. Brazil: Dr. Jono Soren, Caixa Postal 485, Rio de Janeiro, Brazil. Britain: Dr. Henry Cook, 4, Southampton Row, London, W. C. 1, England; Rev. J. B. Middlebrook, Baptist Missionary Society, 93-97 Gloucester Place, London, W. C. 1, England; Dr. Ernest A. Payne, 4, Southampton Row, London, W. C. 1, England. Burma: Mr. Tun Shein, 143 St. John's Road, Rangoon. Burma, Canada: Dr. T. B. McDormand, 216 Roe Avenue, Toronto 12, Ontario. Cuba: Dr. Oscar Rodriguez, P. O. Box 27, Cristo, Oriente, Cuba. Denmark: Dr. Johannes Norgaard, Praedkantskolea, Tollose, Denmark. France: Rev. Henri Vincent, 1 Rue Leon Dierx, Paris 15e, France. Germany: Mr. Eberhard Schroeder, Langenbeckstrasse 28/30, (16) Kassel, Germany. Holland: Rev. F. E. Huizinga, Jac. Catsstr. 34 Hengelo (Ov.), The Netherlands. Italy: Rev. Carmelo Inguanti, via Pinamonte da Vimercate, 10, Milano, Italy. Korea: Rev. David Ahn, 2 Ka 101 Pil-Dong, Choong Goo,

Seoul, Korea. Norway: Rev. Alfred K. Dahl, Hausmannsgt. 22, Oslo, Norway. Philippines: Rev. J. T. Vaflor, c/o Philippine Baptist Mission, Box 231, Iloilo City, Philippines. Sweden: Dr. Erik Ruden, Klarabergsgatan 50, Stockholm Sweden.

United States: Dr. Walter Pope Binns, William Jewell College, Liberty, Missouri; Dr. Nannie H. Burroughs, Lincoln Heights, Washington, D. C.; Dr. Baker J. Cauthen, Box 5148, Richmond, Virginia; Dr. Theron Chastain, 164 Fifth Avenue, New York 10, New York; Dr. John A. Dawson, 1 N. LaSalle Street, Chicago 2, Illinois; Dr. J. D. Grey, First Baptist Church, New Orleans 15, Louisiana; Dr. V. Carney Hargroves, 48 E. Upsal Street, Philadelphia 19, Pennsylvania; Mrs. Maurice B. Hodge, 5605 S. W. Edgemont Place, Portland 1, Oregon; Dr. Joseph H. Jackson, 3101 S. Parkway, Chicago 16, Illinois; Dr. W. H. Jernagin, 1728 Webster Street, N.W., Washington 11, D. C.; Dr. Duke K. McCall, Southern Baptist Theological Seminary, Louisville 6, Kentucky; Dr. Reuben E. Nelson, 152 Madison Avenue, New York 16, New York; Dr. Louie D. Newton, 1085 Ponce de Leon Avenue, N.E., Atlanta, Georgia; Dr. Edward H. Pruden, First Baptist Church, Washington, D. C.; Dr. Porter Roub, 127 9th Avenue, North, Nashville 3, Tennessee; Dr. William C. Tapper, 5750 N. Ashland Avenue, Chicago 26, Illinois; Dr. John W. Williams, 2904 Benton Blvd., Kansas City, Missouri; Dr. J. Howard Williams, Southwestern Baptist Theological Seminary, Fort Worth, Texas; Dr. Frank H. Woyke, 7308 Madison Street, Forest Park, Illinois.

WOMEN'S DEPARTMENT

Representatives: Mrs. George R. Martin, 4908 Powhatan Avenue, Norfolk, Virginia; Miss E. Lois Chapple, 4, Southampton Row, London, W. C. 1, England.

YOUTH DEPARTMENT

Representatives: Dr. Joel Sorenson, Malmkillnadsgatan 48 D, Stockholm, Sweden; Rev. Forrest B. Fordham, 1703 Chestnut Street, Philadelphia 3, Pennsylvania.

CO-OPTED MEMBERS

Britain: Rev. W. D. Jackson, 60, Stonards Hill, Loughton, Essex, England. Canada: Dr. W. C. Smalley, 11024 89th Avenue, Edmonton, Alberta, Canada. Spain: Rev. Samuel Rodrigo, Calle Ciudadde Balaguer 40 Barcelona, Spain. Sweden: Dr. Gunnar Westin, Dragarbrunnsgatan 75, Uppsala, Sweden. United States: Dr. R. Paul Caudill, First Baptist Church, Memphis, Tennessee. Dr. Edward B. Willingham, 152 Madison Ave., New York 16, N. Y.

using the film series on the BOOK OF ACTS

Highlighting the mission and evangelistic themes of the book of Acts, these films reveal the spirit and power of "young church" in action. Each film runs from 14 to 18 minutes. Rental for each episode, black and white \$0.00; color \$9.00. Special rate when complete series is booked at \$54.00 for black & white, \$81.00 for color.

EPISODE #1: Endued with Power—Acts 1:1-8:1a

The Holy Spirit, its power and manifestation in the lives of men. 18 minutes.

EPISODE #2: A Faithful Witness—Acts 6:1-7-8:4-40

The faithfulness of Phillip, the layman, his message, and his witness. 14 minutes.

EPISODE #3: Light from Heaven—Acts 5:57-9:19-1 Timothy 1:15-17

Paul's own story of his dramatic conversion on the road to Damascus. 14 minutes.

EPISODE #4: No Respector of Persons—Acts 10:1-11:18

The universality of the gospel revealed through Peter's vision and his visit to the house of Cornelius. 17 minutes.

EPISODE #5: God's Care of His Own—Acts 11:19-12:24

Three events which show God's intervention in the welfare of his followers. 17 minutes.

EPISODE #6: Every Christian a Missionary—Acts 1:1-13:4

The fulfillment of Christ's commission with the sending of the first foreign missionaries. 16 minutes.

EPISODE #7: Salvation and Christian Fellowship—Acts 15:1-35

The way of salvation and the conditions and meaning of Christian fellowship. 17 minutes.

EPISODE #8: What Must I Do to Be Saved?—Acts 16:1-40

Paul's second missionary journey, call to Macedonia, imprisonment, and the freeing episode with the jailer. 18 minutes.

EPISODE #9: Witness Before a King—Acts 23:1-26:32

The continued witnessing of Paul in the face of all opposition. Witness before Agrippa and Festus. 17 minutes.

EPISODE #10: Triumphant—Acts 28:13-31

The closing years of Paul's life. Scenes of Paul's preaching and teaching, plus the writing of his letters. 17 minutes.



Episode No. 3
Light from Heaven




Episode No. 4
No Respector of Persons



Episode No. 5
God's Care of His Own



Episode No. 9
Witness Before a King



Episode No. 10
Triumphant

Release date for films—July 1, 1957

Plan now and order today from your
BAPTIST BOOK STORE

BROADMAN BOOKS FOR CHILDREN

FUN WITH PUPPETS

by Sylvia Cassell

Illustrated by Frances Johnston

How to make and operate the puppets, how to write and direct puppet plays, and how to prepare stages and scenery. The amusing illustrations help the child to understand and follow the directions. Written for the nine- to twelve-year-old. Leader's Edition contains a 24-page supplement on puppetry in religious education. Approved by Child Study Association of America. Regular edition, board, \$1.50; Leader's edition, cloth, \$2.25

THE TELEGRAPH BOY

by Augusta Stephenson

Illustrated by Harold Minton

Nine- to twelve-year-olds will enjoy reading about Edgar Young Mullins' boyhood adventures. Narrow escapes from a hostile Indian and an untamed gypsy bear were only two of the thrilling incidents of his life. First a printer's devil, then a telegraph boy, Edgar later became a great minister and educator. Delightful presentation of a true story. \$1.50

LISTEN TO THE NIGHT

by Furn Kelling

Pictures by Mariel Wilhoite Turner

As nighttime sounds are explained, children delight in the use of appealing sound-words. This book will help give the two- to eight-year-old an appreciation of the darkness and a warm feeling of security in it as the book is read to them or as they read it for themselves. Lovely, sensitive pictures on every page, half in full color. Regular edition, board, 60c; Library edition, cloth, \$1.00

JIMMIE GOES TO CHURCH

by Gladys Rhiner

Pictures by Janet Smalley


Attending worship service for the first time can be uninteresting and confusing because of lack of understanding. This book is designed to help youngsters understand everything which takes place during the service. Based on sound educational principles, *Jimmie Goes to Church*, contains charming pictures, half in full color. For children ages 3-5. Regular edition, board, 60c; Library edition, cloth, \$1.00

To Help the Child's Understanding of a Church Service . . .

To lessen childish fears . . .

Southern Baptist OFFICIAL STATISTICS

The Sunday School Board of the Southern Baptist Convention



1958

FEATURING

Services rendered to Southern Baptist churches by state and Convention-wide agencies

ORDER FROM, VISIT, OR CALL YOUR BAPTIST BOOK STORE NOW!