

SUPPLEMENTARY MATERIAL

Fissistigma genus – A review on phytochemistry and pharmacological activities

Giang Nam Pham^a and Hieu Nguyen Ngoc^{b,c,*}

^a College of Pharmacy, Chungnam National University, Daejeon 34134, Republic of Korea.

^b Faculty of Pharmacy, PHENIKAA University, Hanoi 12116, Vietnam.

^c PHENIKAA Research and Technology Institute (PRATI), A&A Green Phoenix Group JSC, No. 167 Hoang Ngan, Trung Hoa, Cau Giay, Hanoi 11313, Vietnam.

* Corresponding author. E-mail address: hieu.nguyenngoc@phenikaa-uni.edu.vn

Table of contents

Table S1. Alkaloids from Fissistigma genus	3
Table S2. Chalconoids from Fissistigma genus	9
Table S3. Flavonoids and other phenolics from Fissistigma genus	11
Table S4. Terpenoids and terpenoid glucosides from Fissistigma genus	15
Table S5. Terpene-phenolic hybrids and miscellaneous compounds from Fissistigma genus	17

Taxon: *F. balansae* = 1; *F. oldhamii* = 2; *F. bracteolatum* = 3; *F. cavaleriei* = 4; *F. cupreonitens* = 5; *F. glaucescens* = 6; *F. lanuginosum* = 7; *F. latifolium* = 8; *F. maclurei* = 9; *F. pallens* = 10; *F. petelotii* = 11; *F. poilanei* = 12; *F. polyanthoides* = 13; *F. polyanthum* = 14; *F. tungfangense* = 15; *F. villosissimum* = 16;

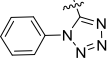
Abbreviations: glc: β -D-glucopyranosyl; rha: α -L-rhamnopyranosyl; xyl: β -D-xylopyranosyl; ara: α -L-arabinopyranosyl; gal: β -D-galactopyranosyl; qui: β -D-quinovopyranosyl; fer: feruloyl; cou: coumaroyl; sin: sinapoyl)


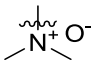


Table S1. Alkaloids from Fissistigma genus

No.	Compound name	Type	Substituent groups	Taxon	Reference
1	Stigmalactam	A ₁	R ₁ =R ₂ =R ₃ =OCH ₃ ; R ₄ =OH; R ₅ =R ₆ =H	2	(Chia YC et al. 2000; Ge et al. 2013)
2	Piperolactam A	A ₁	R ₂ =OCH ₃ ; R ₃ =OH; R ₁ =R ₄ =R ₅ =R ₆ =H	1; 2; 3; 5; 6; 8; 13	(Chia YC et al. 2000; Lo et al. 2000; Lan Yu-Hsuan et al. 2005; Lan Y. H. et al. 2011; Chen et al. 2018; Nguyen Ngoc et al. 2019b)
3	Piperolactam C	A ₁	R ₁ =R ₂ =R ₃ =OCH ₃ ; R ₄ =R ₅ =R ₆ =H	1; 2; 5; 13	(Chia YC et al. 2000; Ge et al. 2013; Chen et al. 2018; Nguyen Ngoc et al. 2019b)
4	Aristolactam All	A ₁	R ₃ =OCH ₃ ; R ₂ =OH; R ₁ =R ₄ =R ₅ =R ₆ =H	2; 5; 6; 13	(Chia YC et al. 2000; Lo et al. 2000; Ge et al. 2013; Chen et al. 2018; Nguyen Ngoc et al. 2019b)
5	Aristolactam Allla	A ₁	R ₃ =OCH ₃ ; R ₂ =R ₄ =OH; R ₁ =R ₅ =R ₆ =H	1; 2; 5; 8	(Chia YC et al. 2000; Lan Y. H. et al. 2011; Ge et al. 2013; Chen et al. 2018)
6	Aristolactam Bll	A ₁	R ₂ =R ₃ =OCH ₃ ; R ₁ =R ₄ =R ₅ =R ₆ =H	1; 2; 3; 6	(Chia YC et al. 2000; Lo et al. 2000; Lan Yu-Hsuan et al. 2005; Zhang

7	Aristolactam BIII	A ₁	R ₂ =R ₃ =R ₄ =OCH ₃ ; R ₁ =R ₅ =R ₆ =H	2; 3; 6	et al. 2007) (Chia YC et al. 2000; Lo et al. 2000; Lan Yu-Hsuan et al. 2005; Zhang et al. 2007; Ge et al. 2013)
8	Aristolactam FII	A ₁	R ₁ =R ₃ =OCH ₃ ; R ₂ =OH; R ₄ =R ₅ =R ₆ =H	2; 5	(Chia YC et al. 2000; Ge et al. 2013; Chen et al. 2018)
9	Goniothalactam	A ₁	R ₂ =R ₃ =OCH ₃ ; R ₄ =OH; R ₁ =R ₅ =R ₆ =H	1; 2; 5; 6; 8	(Chia YC et al. 2000; Lo et al. 2000; Zhang et al. 2007; Lan Y. H. et al. 2011; Ge et al. 2013; Chen et al. 2018)
10	Enterocarpam I	A ₁	R ₃ =R ₅ =R ₆ =OCH ₃ ; R ₂ =OH; R ₁ =R ₄ =H	2	(Chia YC et al. 2000)
11	Velutinam	A ₁	R ₂ =R ₃ =OCH ₃ ; R ₅ =OH; R ₁ =R ₄ =R ₆ =H	2	(Chia YC et al. 2000)
12	Isostigmalactam	A ₁	R ₁ =R ₂ =R ₃ =OCH ₃ ; R ₄ =R ₆ =H; R ₅ =OH	2; 5	(Ge et al. 2013; Chen et al. 2018)
13	Aristolactam Ala	A ₁	R ₁ =R ₄ =R ₆ =H; R ₂ =R ₅ =OH; R ₃ =OCH ₃	2; 5	(Ge et al. 2013; Chen et al. 2018)
14	Aristololactam GII	A ₁	R ₁ =R ₅ =R ₆ =H; R ₂ =OCH ₃ ; R ₃ =R ₄ =OH	2	(Ge et al. 2013)
15	Piperolactam B	A ₁	R ₁ =R ₂ =OCH ₃ ; R ₃ =OH; R ₄ =R ₅ =R ₆ =H	2	(Ge et al. 2013)
16	Aristolactam FI	A ₁	R ₁ =R ₄ =R ₅ =R ₆ =H; R ₂ =OCH ₃ ; R ₃ =OH	2	(Zhang et al. 2007; Ge et al. 2013)
17	Oxoxylopine	A ₂	R ₁ =R ₄ =R ₆ =H; R ₂ +R ₃ =OCH ₂ O; R ₅ =OCH ₃	2; 5; 6; 8	(Lo et al. 2000; Alias A et al. 2010; Ge et al. 2013; Chen et al. 2018)
18	Oxoisocalycinine	A ₂	R ₁ =R ₆ =H; R ₂ +R ₃ =OCH ₂ O; R ₄ =OCH ₃ ; R ₅ =OH	5	(Chen et al. 2018)
19	Oxocrebanine	A ₂	R ₁ =R ₄ =H; R ₂ +R ₃ =OCH ₂ O; R ₅ =R ₆ =OCH ₃	5; 6; 8; 12	(Lu S-T et al. 1985; Lo et al. 2000; Lan Y. H. et al. 2011; Thuy et al. 2012; Chen et al. 2018)
20	Kuafumine	A ₂	R ₁ =R ₅ =R ₆ =OCH ₃ ; R ₂ +R ₃ =OCH ₂ O; R ₄ =H	5; 6; 12; 15	(Lo et al. 2000; Thuy et al. 2012; Chen et al. 2018; Zhou Q. et al. 2019)

21	Lysicamine	A ₂	R ₁ =R ₄ =R ₅ =R ₆ =H; R ₂ =R ₃ =OCH ₃	2; 5; 8	(Alias A et al. 2010; Ge et al. 2013; Chen et al. 2018)
22	Fissiceine	A ₂	R ₁ =R ₄ =H; R ₂ +R ₃ =OCH ₂ O; R ₅ =OCH ₃ ; R ₆ =OH	6	(Lo et al. 2000)
23	Atherospermidine	A ₂	R ₁ =OCH ₃ ; R ₂ +R ₃ =OCH ₂ O; R ₄ =R ₅ =R ₆ =H	2; 6; 8	(Lo et al. 2000; Lan Y. H. et al. 2011; Ge et al. 2013)
24	Liriodenine	A ₂	R ₁ =R ₄ =R ₅ =R ₆ =H; R ₂ +R ₃ =OCH ₂ O	2; 6; 8	(Lu S-T et al. 1985; Alias A et al. 2010; Ge et al. 2013)
25	O-methylmoschatolin	A ₂	R ₁ =R ₂ =R ₃ =R ₄ =OCH ₃ ; R ₅ =R ₆ =H	2	(Wu JB et al. 1993)
26	Fissistigmine	A ₂	R ₁ =R ₅ =OCH ₃ ; R ₂ +R ₃ =OCH ₂ O; R ₄ =OH; R ₆ =H	2; 15	(Ge et al. 2013; Zhou Q. et al. 2019)
27	Oxobuxifoline	A ₂	R ₁ =R ₅ =OCH ₃ ; R ₂ +R ₃ =OCH ₂ O; R ₄ =R ₆ =H	2	(Ge et al. 2013)
28	Oxodiscoguatine	A ₂	R ₁ =R ₆ =H; R ₂ +R ₃ =OCH ₂ O; R ₄ =R ₅ =OCH ₃	2	(Zhang et al. 2007)
29	Oxocalycinine	A ₂	R ₁ =R ₆ =H; R ₂ +R ₃ =OCH ₂ O; R ₄ =OH; R ₅ =OCH ₃	2	(Zhang et al. 2007)
30	(-)-Xylopine	A ₃	R ₁ =R ₄ =R ₆ =R ₇ =H; R ₂ +R ₃ =OCH ₂ O; R ₅ =OCH ₃	2; 6	(Lu S-T et al. 1985; Lo et al. 2000)
31	(-)-N-acetylxypine	A ₃	R ₁ =R ₄ =R ₆ =H; R ₇ =COCH ₃ ; R ₂ +R ₃ =OCH ₂ O; R ₅ =OCH ₃	6	(Lo et al. 2000)
32	(-)-Asimilobine	A ₃	R ₁ =R ₄ =R ₇ =H; R ₂ =OH; R ₃ =OCH ₃ ; R ₅ =R ₆ =H	6; 8	(Lu S-T et al. 1985; Alias A et al. 2010)
33	(-)-Norannuradhapurine	A ₃	R ₁ =R ₄ =R ₇ =H; R ₂ +R ₃ =OCH ₂ O; R ₅ =OCH ₃ ; R ₆ =OH	2; 6	(Lu S-T et al. 1985)
34	(-)-Crebanine	A ₃	R ₁ =R ₄ =R ₇ =H; R ₂ +R ₃ =OCH ₂ O; R ₅ =R ₆ =OCH ₃	2; 6	(Lu S-T et al. 1985; Zhang et al. 2007)
35	(-)-Calycinine	A ₃	R ₁ =R ₆ =R ₇ =H; R ₂ +R ₃ =OCH ₂ O; R ₅ =OCH ₃ ; R ₄ =OH	2	(Lu S-T et al. 1985)
36	(-)-Anolobine	A ₃	R ₁ =R ₄ =R ₆ =R ₇ =H; R ₂ +R ₃ =OCH ₂ O; R ₅ =OH	2	(Lu S-T et al. 1985)
37	(-)-Remerine	A ₃	R ₇ =CH ₃ ; R ₂ +R ₃ =OCH ₂ O; R ₄ =R ₅ =R ₆ =R ₁ =H	8	(Alias A et al. 2010)

38	(-)-Anonaine	A ₃	R ₁ =R ₄ =R ₅ =R ₆ =R ₇ =H; R ₂ +R ₃ =OCH ₂ O	8	(Alias A et al. 2010)
39	Fissistigamide A	A ₃	R ₇ =CONH ₂ ; R ₂ +R ₃ =OCH ₂ O; R ₅ =OCH ₃ ; R ₁ =R ₄ =R ₆ =H	2	(Ge et al. 2013)
40	Fissistigamide B	A ₃	R ₇ =CONH ₂ ; R ₂ +R ₃ =OCH ₂ O; R ₅ =OCH ₃ ; R ₆ =R ₁ =H; R ₄ =OH	2	(Ge et al. 2013)
41	N-norxylophine	A ₃	R ₁ =R ₄ =R ₆ =R ₇ =H; R ₂ +R ₃ =OCH ₂ O; R ₅ =OCH ₃	2	(Lu ST and Wu 1983)
42	N-methylfissoldine	A ₃	R ₇ =CH ₃ ; R ₂ +R ₃ =OCH ₂ O; R ₅ =OCH ₃ ; R ₆ =R ₁ =H; R ₄ =OH	2	(Lu ST and Wu 1983)
43	N,O-dimethylfissoldine	A ₃	R ₇ =CH ₃ ; R ₂ +R ₃ =OCH ₂ O; R ₄ =R ₅ =OCH ₃ ; R ₆ =R ₁ =H	2	(Lu ST and Wu 1983)
44	8-hydroxy-9-methoxy-1,2-methylenedioxyaporphine	A ₃	R ₇ =CH ₃ ; R ₂ +R ₃ =OCH ₂ O; R ₅ =OCH ₃ ; R ₆ =OH; R ₄ =R ₁ =H	12	(Thuy et al. 2012)
45	8-hydroxy-3,9-dimethoxy-1,2-methylenedioxyaporphine	A ₃	R ₇ =CH ₃ ; R ₂ +R ₃ =OCH ₂ O; R ₅ =R ₁ =OCH ₃ ; R ₆ =OH; R ₄ =H	12	(Thuy et al. 2012)
46	Fissoldine 1-phenyltetrazole ether	A ₃	R ₁ =R ₆ =R ₇ =H; R ₂ +R ₃ =OCH ₂ O; R ₅ =OCH ₃ ; R ₄ = 	2	(Lu ST and Wu 1983)
47	Crebanine	A ₄	R ₁ =R ₄ =R ₅ =R ₈ =H; R ₂ +R ₃ =OCH ₂ O; R ₆ =R ₇ =OCH ₃	2	(Zhang et al. 2007)
48	Isolaureline	A ₄	R ₈ =CH ₃ ; R ₂ +R ₃ =OCH ₂ O; R ₆ =OCH ₃ ; R ₄ =R ₅ =R ₇ =R ₁ =H	2	(Zhang et al. 2007)
49	Asimilobine	A ₄	R ₁ =R ₄ =R ₅ =R ₈ =H; R ₂ =OH; R ₃ =OCH ₃ ; R ₆ =R ₇ =H	2	(Zhang et al. 2007)
50	Duguevanine	A ₄	R ₈ =R ₅ =R ₇ =H; R ₂ +R ₃ =OCH ₂ O; R ₄ =R ₆ =R ₁ =OCH ₃	2	(Zhang et al. 2007)
51	Corytuberine	A ₄	R ₈ =CH ₃ ; R ₂ =R ₅ =OCH ₃ ; R ₃ =R ₄ =OH;	2	(Zhang et al. 2007)

			$R_6=R_7=R_1=H$		
52	Isoboldine	A ₄	$R_1=R_4=R_7=R_8=H; R_2=R_5=OCH_3; R_3=R_6=OH$	2	(Zhang et al. 2007)
53	Glaucine	A ₄	$R_8=CH_3; R_2=R_3=R_5=R_6=OCH_3; R_4=R_7=R_1=H$	2	(Zhang et al. 2007)
54	Fissitungfines C	A ₄	$R_8=COOH; R_2+R_3=OCH_2O; R_6=R_7=OCH_3; R_4=R_5=R_1=H$	15	(Zhou Qi et al. 2018)
55	Fissitungfines D	A ₄	$R_8=COOH; R_2+R_3=OCH_2O; R_6=R_7=R_1=OCH_3; R_4=R_5=H$	15	(Zhou Qi et al. 2018)
56	Fissitungfines E	A ₄	$R_8=CH_3; R_2+R_3=OCH_2O; R_4=R_7=R_6=OCH_3; R_5=R_1=H$	15	(Zhou Qi et al. 2018)
57	Fissicesine	A ₅	$R_1=OCH_3; R_2=$ 	6	(Wu Y-C et al. 1990)
58	Fissicesine N-oxide	A ₅	$R_1=OCH_3; R_2=$ 	6	(Wu Y-C et al. 1990)
59	Atherosperminine	A ₅	$R_1=H; R_2=$ 	6	(Lu S-T et al. 1985)
60	N-Noratherosperminine	A ₅	$R_1=H; R_2= -NHCH_3$	6	(Lu S-T et al. 1985)
61	N-Methylatherosperminium	A ₅	$R_1=H; R_2=$ 	6	(Lu S-T et al. 1985)
62	Fissisaine	A ₆	$R_1=R_2=OCH_3; R_3=R_4=OH$	1	(Chia Y-C et al. 1998)
63	Columbamine	A ₆	$R_1=OH; R_2=R_4=OCH_3; R_3=H$	1; 8	(Chia Y-C et al. 1998; Alias A et al. 2010)
64	Dehydrodiscretamine	A ₆	$R_1=OCH_3; R_2=R_4=OH; R_3=H$	1	(Chia Y-C et al. 1998)
65	Noraristolodione	A ₇	$R_1=OCH_3; R_2=OH$	1; 2; 5; 6	(Chia YC et al. 2000; Lo et al. 2000; Ge et al. 2013; Chen et al. 2018)
66	Norcepharadione B	A ₇	$R_1=OCH_3; R_2= OCH_3$	1; 2; 5; 6	(Chia YC et al. 2000; Lo et al. 2000; Ge et al. 2013; Chen et al. 2018)

67	4,5-dioxodehydro asimilobine	A ₇	R ₁ =OH; R ₂ =OCH ₃	2; 13	(Zhang et al. 2007; Nguyen Ngoc et al. 2019b)
68	Thaipetaline	A ₈	R ₁ =OH; R ₂ =R ₃ =OCH ₃	1	(Chia Y-C et al. 1998)
69	Kikemanine	A ₈	R ₁ =H; R ₂ =R ₃ =OCH ₃	1	(Chia Y-C et al. 1998)
70	(-)-Discretamine	A ₈	R ₁ =H; R ₂ =OH; R ₃ =OCH ₃	6	(Ko et al. 1994)
71	Fissilandione	A ₉	R ₁ =CH ₃ ; R ₂ =OCH ₃ ; R ₃ =H	1; 3	(Chia YC et al. 1998; Lan Yu-Hsuan et al. 2005)
72	Norfissilandione	A ₉	R ₁ =R ₃ =H; R ₂ =OCH ₃	1	(Chia YC et al. 1998)
73	Bulbocapnine	A ₉	R ₁ =CH ₃ ; R ₂ =H; R ₃ =OCH ₃	1	(Chia YC et al. 1998)
74	Aristololactam GI	-	-	2	(Ge et al. 2013)
75	Fissitungfines A	-	-	15	(Zhou Qi et al. 2016)
76	Fissitungfines B	-	-	15	(Zhou Qi et al. 2016)
77	(-)-N-methylguattescidine	-	-	8	(Alias A et al. 2010)
78	(+)-O-Methylflavinantine	-	-	2; 15	(Lu S-T et al. 1985; Wu JB et al. 1993; Zhou Q. et al. 2019)
79	N-nor-2,3,6-trimethoxymorphinandione	-	-	2	(Wu JB et al. 1993)
80	Fissistigmine A	-	-	15	(Zhou Q. et al. 2019)
81	(5-methoxy-2-methylisoindolin-1-yl) (4-methoxyphenyl) methanol	-	-	4	(Yang et al. 2012)
82	N-trans-feruloyltyramine	-	-	5; 6	(Lo et al. 2000; Chen et al. 2018)
83	7'-(3',4'-dihydroxyphenyl)-N-[(4-methoxyphenyl)ethyl]propenamide	-	-	2	(Hu et al. 2007)

84	N- <i>cis</i> -feruloyltyramine	-	-	5	(Chen et al. 2018)
85	Glaucenamamide	-	-	6	(Lo et al. 2000)
86	Dimethyltryptamine	-	-	8	(Alias A et al. 2010)
87	Indole-3-aldehyde	-	-	2	(Ge et al. 2013)
88	Fissoldhimine	-	-	2	(Wu J-B et al. 1994)

Table S2. Chalconoids from Fissistigma genus

No.	Compound name	Substituent groups	Taxon	Reference
89	2'-hydroxy-3',4',6'-trimethoxydihydrochalcone	R ₅ =O; R ₂ =R ₄ =OCH ₃ ; R ₃ =H; R ₁ =OH	3	(Lien TP et al. 2000)
90	2'-hydroxy-3',4',6'-trimethoxy-b'-methoxychalcane	R ₅ =OCH ₃ , H; R ₂ =R ₄ =OCH ₃ ; R ₃ =H; R ₁ =OH	3	(Lien TP et al. 2000)
91	2'-Hydroxy-3',4',6'-trimethoxy-b'-ethoxychalcane	R ₅ =OC ₂ H ₅ , H; R ₂ =R ₄ =OCH ₃ ; R ₃ =H; R ₁ =OH	3	(Lien TP et al. 2000)
92	2',6'-dihydroxy-3',4'-dimethoxydihydrochalcone	R ₅ =O; R ₂ =H; R ₃ =OCH ₃ ; R ₄ =R ₁ =OH	5	(Chen et al. 2018)
93	2',6'-dihydroxy-4'-methoxydihydrochalcone	R ₅ =O; R ₂ =R ₃ =H; R ₄ =R ₁ =OH	5	(Chen et al. 2018)
94	2',5'-dihydroxy-3',4',6'-trimethoxydihydrochalcone	R ₅ =O; R ₂ =R ₄ =OCH ₃ ; R ₃ =R ₁ =OH	7	(Alias Y et al. 1995)
95	Kanakugiol	R ₅ =O; R ₂ =R ₃ =R ₁ =OCH ₃ ; R ₄ =OH	14	(Fan et al. 2012)
96	3',6'-diamino-4'-methoxy-2',5'-quinodihydrochalcone		2; 7	(Alias Y et al. 1995; Lien J-C et al. 1999)

97	Adunctin E	R= α -H	5	(Chen et al. 2018)
98	Hostmanin C	R= β -H	5	(Chen et al. 2018)
99	3',6'-diamino-4'-methoxy-2',5'-quinochalcone	R ₁ =R ₂ =NH ₂	7	(Alias Y et al. 1995)
100	3',4',6'-Trimethoxy-2',5'-quinochalcone	R ₁ =R ₂ =OCH ₃	7	(Alias Y et al. 1995)
101	Pedicin		7	(Alias Y et al. 1995)
102	Bractelactone		3	(Lan Yu-Hsuan et al. 2005; Wu YC et al. 2013)
103	2-Hydroxy-3,4,6-trimethoxydihydrochalcone	R ₁ =O; R ₂ =H	3	(Lien TP et al. 2000)
104	2-Hydroxy-3,4,5,6-tetramethoxydihydrochalcone	R ₁ =O; R ₂ =OCH ₃	13	(Nguyen Ngoc et al. 2019b)
105	2-Hydroxy-3,4,6-trimethoxychalcone	R ₁ =O; R ₂ =H	3	(Lien TP et al. 2000)
106	2-Hydroxy-3,4,6-trimethoxychalcene	R ₁ =H ₂ ; R ₂ =H	3	(Lien TP et al. 2000)
107	(E)-2-hydroxy-3,4,5,6-tetramethoxychalcone	R ₁ =O; R ₂ =OCH ₃	13	(Nguyen Ngoc et al. 2019b)
108	4,6-dimethoxy-2,5-quinodihydrochalcone		8	(Lan Y. H. et al. 2011)
109	Piperaduncin C		5	(Chen et al. 2018)
110	[3-3'']bi-2-hydroxy-4,5,6-trimethoxydihydrochalcone		8	(Lan Y. H. et al. 2011)
111	Isofissistin		7	(Alias Y et al. 1995)
112	2,5-diamino-3-methoxy-6-((1R,2R)-5-(4-methylpent-3-en-1-yl)-1,2,3,6-tetrahydro-[1,1'-biphenyl]-2-carbonyl)cyclohexa-2,5-diene-1,4-dione		7	(Alias Y et al. 1995)

Table S3. Flavonoids and other phenolics from Fissistigma genus

No.	Compound name	Substituent groups	Taxon	Reference
114	Orientin	R ₁ =glc; R ₃ =R ₄ =H; R ₆ =R ₂ =R ₅ =OH	5	(Chen et al. 2018)
115	Fissmacosides A	R ₁ =R ₃ =H; R ₄ = 3- <i>O</i> -glc(1→4)-rha-(1→6)-[4-gal; R ₆ = R ₂ = R ₅ =OH	9	(Ba et al. 2019)
116	Fissmacosides B	R ₁ =R ₃ =H; R ₄ = 3- <i>O</i> -glc(1→4)-rha-(1→6)-[4-(<i>E</i>)fer]-gal; R ₆ =R ₂ =R ₅ =OH	9	(Ba et al. 2019)
117	Kaempferol 3- <i>O</i> -α-L-rhamnopyranosyl-(1→6)-β-D-galactopyranoside	R ₁ =R ₃ =R ₆ =H; R ₄ = 3- <i>O</i> -rha-(1→6)-gal; R ₂ = R ₅ =OH	9	(Ba et al. 2019)
118	Kaempferol 3- <i>O</i> -β-D-glucopyranosyl-(1→4)-α-L-rhamnopyranosyl-(1→6)-[4-(<i>E</i>)-feruloyl]-β-D-galactopyranoside	R ₁ =R ₃ =R ₆ =H; R ₄ = 3- <i>O</i> -glc(1→4)-rha-(1→6)-[4-(<i>E</i>)fer]-gal; R ₂ =R ₅ =OH	9	(Ba et al. 2019)
119	Fissflavoside A	R ₁ =R ₃ =R ₆ =H; R ₄ = 3- <i>O</i> -glc(1→4)-rha-(1→6)-[4-(<i>E</i>)cou]-gal; R ₂ =R ₅ =OH	10	(Nhiem et al. 2019)
120	Fissflavoside C	R ₁ =R ₃ =R ₆ =H; R ₄ = 3- <i>O</i> -glc(1→4)-rha-(1→6)-[4-(<i>E</i>)sin]-gal; R ₂ =R ₅ =OH	10	(Nhiem et al. 2019)
121	Kaempferol 3- <i>O</i> -α-L-rhamnopyranosyl-(1→2)-β-D-galactopyranoside	R ₁ =R ₃ =R ₆ =H; R ₄ = 3- <i>O</i> -rha-(1→2)-gal; R ₂ =R ₅ =OH	10	(Nhiem et al. 2019)
122	Kaempferol 3- <i>O</i> -α-L-rhamnopyranosyl-(1→6)-β-D-	R ₁ =R ₃ =R ₆ =H; R ₄ = 3- <i>O</i> -rha-(1→6)-gal; R ₂ =R ₅ =OH	10	(Nhiem et al. 2019)

	galactopyranoside			
123	Kaempferol 3- <i>O</i> - α -L-rhamnopyranosyl-(1 \rightarrow 6)- β -D-glucopyranoside	R ₁ =R ₃ =R ₆ =H; R ₄ = 3- <i>O</i> -rha-(1 \rightarrow 6)-glc; R ₂ =R ₅ =OH	10	(Nhiem et al. 2019)
124	Rhamnetin 3- <i>O</i> - α -L-rhamnopyranosyl-(1 \rightarrow 2)- β -D-glucopyranoside	R ₁ =R ₃ =H; R ₄ = 3- <i>O</i> -rha-(1 \rightarrow 6)-glc; R ₆ =R ₂ =R ₅ =OH	10	(Nhiem et al. 2019)
125	Rutin	R ₁ =R ₃ =H; R ₄ = 3- <i>O</i> -rha-(1 \rightarrow 2)-glc; R ₆ =R ₂ =R ₅ =OH	10	(Nhiem et al. 2019)
126	Isorhamnetin 3- <i>O</i> - α -L-rhamnopyranosyl-(1 \rightarrow 2)- β -D-galactopyranoside	R ₁ =R ₃ =H; R ₄ = 3- <i>O</i> -rha-(1 \rightarrow 2)-gal; R ₆ =OCH ₃ ; R ₂ =R ₅ =OH	10	(Nhiem et al. 2019)
127	quercetine 3,7-dimethoxy-3'- <i>O</i> - α -L-rhamnopyranosyl-(1 \rightarrow 2)- β -D-glucopyranoside	R ₁ =R ₃ =H; R ₂ =R ₄ =OCH ₃ ; R ₆ = 3'- <i>O</i> -rha-(1 \rightarrow 2)-glc; R ₅ =OH	12	(Thuy et al. 2012)
128	Quercetin 3- <i>O</i> - β -D-glucopyranoside	R ₁ =R ₃ =H; R ₄ = 3- <i>O</i> -Glc; R ₆ =R ₂ =R ₅ =OH	13	(Nguyen Ngoc et al. 2019b)
129	Quercetin 3- <i>O</i> - α -L-rhamnopyranoside	R ₁ =R ₃ =H; R ₄ = 3- <i>O</i> -Rha; R ₆ =R ₂ =R ₅ =OH	13	(Nguyen Ngoc et al. 2019b)
130	Quercetin 3-methoxy-3'- <i>O</i> - α -L-rhamnopyranosyl-(1 \rightarrow 2)- β -D-glucopyranoside	R ₁ =R ₃ =H; R ₄ =OCH ₃ ; R ₆ =R ₂ =OH; R ₅ =4'- <i>O</i> -rha-(1 \rightarrow 2)-glc	13	(Nguyen Ngoc et al. 2019b)
131	Quercetin 3- <i>O</i> - β -D-apiofuranosyl-(1 \rightarrow 2)- α -L-rhamnopyranoside	R ₁ =R ₃ =H; R ₄ = 3- <i>O</i> -api-(1 \rightarrow 2)-rha; R ₆ =R ₂ =R ₅ =OH	13	(Nguyen Ngoc et al. 2019b)
132	Quercetin 3,3'- <i>O</i> -di- α -L-rhamnopyranoside	R ₁ =R ₃ =H; R ₄ =R ₅ =O-rha; R ₆ =R ₂ =OH	13	(Nguyen Ngoc et al. 2019b)
133	Quercetin 3- <i>O</i> - β -D-xylopyranosyl-	R ₁ =R ₃ =H; R ₄ = 3- <i>O</i> -Xyl-(1 \rightarrow 2)-rha;	13	(Nguyen Ngoc et al.

	(1→2)-α-L-rhamnopyranoside	R ₆ =R ₂ =R ₅ =OH		2019b)
134	5,8-dihydroxy-6,7-dimethoxyflavone	R ₁ =OH; R ₃ =OCH ₃ ; R ₂ =R ₄ =R ₅ =R ₆ =H	7	(Alias Y et al. 1995)
135	5-hydroxy-6,7,8-trimethoxyflavone	R ₁ =OCH ₃ ; R ₃ =OCH ₃ ; R ₂ =R ₄ =R ₅ =R ₆ =H	8	(Lan Y. H. et al. 2011)
136	Wogonin	R ₁ =OCH ₃ ; R ₂ =R ₃ =R ₄ =R ₅ =R ₆ =H	2	(Ge et al. 2013)
137	Isovitexin	R ₁ =R ₄ =R ₅ =R ₆ =H; R ₂ =OH; R ₃ =6-glc;	5	(Chen et al. 2018)
138	isoorientin	R ₁ =R ₄ =R ₅ =H; R ₂ =OH; R ₃ =6-glc; R ₆ =OH	5	(Chen et al. 2018)
139	(2 <i>R</i> ,3 <i>R</i>)-3',4',5,7-tetrahydroxydihydro- <i>O</i> -α-L-rhamnopyranoside flavonol-3-	R ₁ =O; R ₂ =3β- <i>O</i> -rha	12	(Thuy et al. 2012)
140	(±)-Catechin 3- <i>O</i> -α-L-rhamnopyranoside	R ₁ =H ₂ ; R ₂ =3β- <i>O</i> -rha	12	(Thuy et al. 2012)
141	(2 <i>R</i> ,3 <i>R</i>)-taxifolin 3- <i>O</i> -β-D-glucopyranoside	R ₁ =O; R ₂ =3β- <i>O</i> -glc	13	(Nguyen Ngoc et al. 2019b)
142	(2 <i>R</i> ,3 <i>R</i>)-taxifolin 3- <i>O</i> -β-D-galactopyranoside	R ₁ =O; R ₂ =3β- <i>O</i> -gal	13	(Nguyen Ngoc et al. 2019b)
143	(2 <i>R</i> , 3 <i>R</i>)-taxifolin 3- <i>O</i> -β-D-quinovopyranoside	R ₁ =O; R ₂ =3β- <i>O</i> -qui	13	(Nguyen Ngoc et al. 2019b)
144	Epicatechin	R ₁ =H ₂ ; R ₂ =3α-OH	15	(Nguyen Ngoc et al. 2019b)
145	Pinostrobin	R ₁ =H; R ₂ =H	5	(Chen et al. 2018)
146	5-hydroxy-7,8-dimethoxyflavanone	R ₁ =OCH ₃ ; R ₂ =H	5	(Chen et al. 2018)
147	Didymocarpin A	R ₁ =OH; R ₂ = OCH ₃	8	(Geny et al. 2017)
148	5-hydroxy-6,7,8-	R ₁ =R ₂ =OCH ₃	13	(Nguyen Ngoc et al.

	trimethoxyflavanone			2019b)
149	5,7,8-Trimethoxyflav-3-ene	-	3	(Lien TP et al. 2000)
150	2,5,6,7-tetramethoxyflavan	-	8	(Lan Y. H. et al. 2012)
151	Dehydrodidymocarpin A	-	8	(Geny et al. 2017)
152	Syringic acid	$R_1=R_3=OCH_3$; $R_2=R_4=OH$	5	(Chen et al. 2018)
153	Vanillic acid	$R_1=OCH_3$; $R_2=R_4=OH$; $R_3=H$	5; 8; 16	(Lan Y. H. et al. 2011; Tran et al. 2017; Chen et al. 2018)
154	Protocatechuic acid	$R_1=R_2=R_4=OH$; $R_3=H$	16	(Tran et al. 2017)
155	Protocatechuic aldehyde	$R_1=R_2=OH$; $R_3=R_4=H$	16	(Tran et al. 2017)
156	Methyl ferulate	$R_1=OCH_3$; $R_2=OH$; $R_3=CH_3$	5	(Chen et al. 2018)
157	Methyl- <i>p</i> -coumarate	$R_1=R_3=H$; $R_2=OH$	5	(Chen et al. 2018)
158	Cinnamic acid	$R_1=R_2=R_3=H$	11	(Thao et al. 2009)
159	Methyl cinnamate	$R_1=R_2=H$; $R_3=CH_3$	11	(Thao et al. 2009)
160	Sodium cinnamate	$R_1=R_2=H$; $R_3=Na$	11	(Thao et al. 2009)
161	<i>p</i> -hydroxyphenethyl- <i>trans</i> -ferulate	-	13	(Nguyen Ngoc et al. 2019b)
162	Salicyl salicylic acid	-	4	(Yang et al. 2010)
163	2-hydroxy-4,5,6-trimethoxybenzil	-	8	(Lan Y. H. et al. 2012)
164	Emodin	-	2	(Ge et al. 2013)
165	α -tocopherol	-	13	(Nguyen Ngoc et al. 2019a)

Table S4. Terpenoids and terpenoid glucosides from Fissistigma genus

No.	Compound name	Substituent groups	Taxon	Reference
166	Abscisic acid		5	(Chen et al. 2018)
167	Dysodensiol G		2	(Zhou XM et al. 2017)
168	Dysodensiol H		2	(Zhou XM et al. 2017)
169	Dysodensiol I		2	(Zhou XM et al. 2017)
170	Dysodensiol E		2	(Zhou XM et al. 2017)
171	4-epi-isodauc-6-ene-10 β ,14-diol		2	(Zhou XM et al. 2017)
172	Isodauc-6-ene-10 β ,14-diol		2	(Zhou XM et al. 2017)
173	7-hydroxymethyl-1-isopropyl-3 α -methyl-1,2,3,3a,4,5,6,8 α -octahydro-azulen-4-ol		2	(Zhou XM et al. 2017)
174	Aromadendrane-4 α ,10 α -diol		2	(Zhou XM et al. 2017)
175	Spathulenol		13; 16	(Tran et al. 2017; Nguyen Ngoc et al. 2019a)
176	α -cadinol		13	(Nguyen Ngoc et al. 2019a)
177	Teutenone A		14	(Fan et al. 2012)
178	Fissistinone		16	(Tran et al. 2017)
179	Fissistinol		16	(Tran et al. 2017)
180	10 β -hydroxyisodauc-6-en-14-al		16	(Tran et al. 2017)
181	4(15)-eudesmene-1 β ,7,11-triol		16	(Tran et al. 2017)
182	4(15)-eudesmene-1 β ,6 α -diol		16	(Tran et al. 2017)
183	Alloromadendrane-4 β ,10 α -diol		16	(Tran et al. 2017)
184	10 α -hydroxycadiN-4-eN-15-al		16	(Tran et al. 2017)

185	Taraxerol	5	(Chen et al. 2018)
186	Fissispallin	10	(Thuy et al. 2006)
187	Fissispallin A	10	(Thinh et al. 2020)
188	Fissispallin B	10	(Thinh et al. 2020)
189	Fissispallin C	10	(Thinh et al. 2020)
190	Fissispallin D	10	(Thinh et al. 2020)
191	Polyanthoside A	13	(Nguyen Ngoc et al. 2019a)
192	Polyanthoside B	13	(Nguyen Ngoc et al. 2019a)
193	Polyanthoside C	13	(Nguyen Ngoc et al. 2019a)
194	Polyanthoside D	13	(Nguyen Ngoc et al. 2019a)
195	Polyanthoside E	13	(Nguyen Ngoc et al. 2019a)
196	Polyanthoside F	13	(Nguyen Ngoc et al. 2019a)
197	Polyanthoside G	13	(Nguyen Ngoc et al. 2019a)
198	Polyanthoside H	13	(Nguyen Ngoc et al. 2019a)
199	Polyanthoside I	13	(Nguyen Ngoc et al. 2019a)
200	Fissispallin E	10	(Thinh et al. 2020)
201	Fissispallin F	10	(Thinh et al. 2020)

Table S5. Terpene-phenolic hybrids and miscellaneous compounds from *Fissistigma* genus

No.	Compound name	Substituent groups	Taxon	Reference
202	Fissistigmatin A		3	(Porzel et al. 2000)
203	Fissistigmatin B		3	(Porzel et al. 2000)
204	Fissistigmatin C		3	(Porzel et al. 2000)
205	Fissistigmatin D		3	(Porzel et al. 2000)
206	(+)-Ecarlottones		8	(Geny et al. 2017)
207	(-)-Ecarlottones		8	(Geny et al. 2017)
208	(±)-Fislatifolione		8	(Geny et al. 2017)
209	(±)-Fislatifolic acid		8	(Geny et al. 2017)
210	(±)-Isofislatifolione		8	(Geny et al. 2017)
211	Desmethoxyyangonin		8	(Geny et al. 2017)
212	Fissohamione		2	(Chia et al. 1999)
213	(1 <i>S</i> ,2 <i>S</i>)-Fislatifolic acid		13	(Nguyen Ngoc et al. 2019a)
214	Stigmahamone I		2	(Chia Y-C et al. 2000)
215	Stigmahamone II		2	(Chia Y-C et al. 2000)
216	Boscialin		5	(Chen et al. 2018)
217	11-Hydroxy-β-ionone 11- <i>O</i> -α-L-arabinopyranosyl-(1→6)-β-D-glucopyranoside	R=ara-(1→6)-glc	13	(Nguyen Ngoc et al. 2019a)
218	11-Hydroxy-β-ionone 11- <i>O</i> -β-D-xylopyranosyl-(1→6)-β-D-	R=xyl-(1→6)-glc	13	(Nguyen Ngoc et al. 2019a)

	glucopyranoside		
219	Shikimic acid (1 <i>S</i> *, 2 <i>R</i> *, 4 <i>R</i> *, 7 <i>R</i> *, 10 <i>R</i> *)-	16	(Tran et al. 2017)
220	1,7,10,11-tetrahydroxy-1,7,11-trimethyl-4,10(H)-2- <i>O</i> -cinnamoyl-bisabol-8(9)-ene	11	(Thao et al. 2009)
221	Methyl elaidate	11	(Thao et al. 2009)

References

- Alias A, Hazni H, Jaafar FM, Awang K, Ismail NH. 2010. Alkaloids from *Fissistigma latifolium* (Dunal) Merr. *Molecules*. 15(7):4583-4588.
- Alias Y, Awang K, Hadi AH, Thoison O, Sevenet T, Pais M. 1995. An antimitotic and cytotoxic chalcone from *Fissistigma lanuginosum*. *J Nat Prod*. 58(8):1160-1166.
- Ba NV, Men CV, Khi NT, Tiet TV, Khanh PG, Quang LB, Chuyen NV, Tien VD, Nhiem NX, Kiem PV. 2019. Flavonol glycosides from *Fissistigma maclurei*. *J Asian Nat Prod Res*.1-7.
- Chen I-H, Yang M-Y, Juang S-H, Lee C-L, Thang T-D, El-Shazly M, Lan Y-H. 2018. Bioactive Components of *Fissistigma cupreonitens*. *Nat Prod Commun*. 13(6):1934578X1801300607.
- Chia Y-C, Chang F-R, Li C-M, Wu Y-C. 1998. Protoberberine alkaloids from *Fissistigma balansae*. *Phytochemistry*. 48(2):367-369.
- Chia Y-C, Chang F-R, Wu Y-C. 1999. Fissohamione, a novel furanone from *Fissistigma oldhamii*. *Tetrahedron Lett*. 40(42):7513-7514.
- Chia Y-C, Wu J-B, Wu Y-C. 2000. Two novel cyclopentenones from *Fissistigma oldhamii*. *Tetrahedron Lett*. 41(13):2199-2201.
- Chia YC, Chang FR, Teng CM, Wu YC. 2000. Aristolactams and dioxoaporphines from *Fissistigma balansae* and *Fissistigma oldhamii*. *J Nat Prod*. 63(8):1160-1163.
- Chia YC, Chang FR, Wu YC. 1998. Two p-quinonoid aporphine alkaloids from *Fissistigma balansae*. *J Nat Prod*. 61(11):1430-1432.
- Fan H, Zheng T, Chen Y, Yang GZ. 2012. Chemical constituents with free-radical-scavenging activities from the stem of *Fissistigma polyanthum*. *Pharmacogn Mag*. 8(30):98-102.
- Ge YW, Zhu S, Shang MY, Zang XY, Wang X, Bai YJ, Li L, Komatsu K, Cai SQ. 2013. Aristolactams and aporphines from the stems of *Fissistigma oldhamii* (Annonaceae). *Phytochemistry*. 86:201-207.
- Geny C, Abou Samra A, Retailleau P, Iorga BI, Nedev H, Awang K, Roussi F, Litaudon M, Dumontet V. 2017. (+)- and (-)-Ecarlottes, uncommon chalconoids from *Fissistigma latifolium* with pro-apoptotic activity. *J Nat Prod*. 80(12):3179-3185.

- Hu XD, Zhong XG, Zhang XH, Zhang YN, Zheng ZP, Zhou Y, Tang W, Yang Y, Yang YF, Hu LH et al. 2007. 7'-(3',4'-dihydroxyphenyl)-N-[(4-methoxyphenyl)ethyl]propenamide (Z23), an effective compound from the Chinese herb medicine *Fissistigma oldhamii* (Hemsl.) Merr, suppresses T cell-mediated immunity in vitro and in vivo. *Life Sci.* 81(25-26):1677-1684.
- Ko FN, Guh JH, Yu SM, Hou YS, Wu YC, Teng CM. 1994. (-)-Discretamine, a selective alpha 1D-adrenoceptor antagonist, isolated from *Fissistigma glaucescens*. *Br J Pharmacol.* 112(4):1174-1180.
- Lan YH, Chia YC, Chang FR, Hwang TL, Liaw CC, Wu YC. 2005. Potential anti-inflammatory activities of bractelactone and other compounds isolated from *Fissistigma bracteolatum*. *Helv Chim Acta.* 88(4):905-909.
- Lan YH, Leu YL, Peng YT, Thang TD, Lin CC, Bao BY. 2011. The first bis-retrochalcone from *Fissistigma latifolium*. *Planta Med.* 77(18):2019-2022.
- Lan YH, Peng YT, Thang TD, Hwang TL, Dai DN, Leu YL, Lai WC, Wu YC. 2012. New flavan and benzil isolated from *Fissistigma latifolium*. *Chem Pharm Bull.* 60(2):280-282.
- Lien J-C, Cheng Y-D, Wu J-B, Kuo S-C. 1999. Identification of an aminoquinone from *Fissistigma oldhamii* by HPLC. *Chin Pharm J (Taipei).* 51(2):143-147.
- Lien TP, Porzel A, Schmidt J, Sung TV, Adam G. 2000. Chalconoids from *Fissistigma bracteolatum*. *Phytochemistry.* 53(8):991-995.
- Lo WL, Chang FR, Wu YC. 2000. Alkaloids from the leaves of *Fissistigma glaucescens*. *J Chin Chem Soc.* 47(6):1251-1256.
- Lu S-T, Wu Y-C, Leou S-PJP. 1985. Alkaloids of formosan *Fissistigma* and *Goniothalamus* species. *Phytochemistry* 24(8):1829-1834.
- Lu ST, Wu Y-CJH. 1983. A new aporphine alkaloid, fissoldine from *Fissistigma oldhamii* (HEMSL.) MERR. *Heterocycles.* 20(5):813-815.
- Nguyen Ngoc H, Alilou M, Stonig M, Nghiem DT, Kim LT, Gostner JM, Stuppner H, Ganzera M. 2019a. Terpenoids from the stems of *Fissistigma polyanthoides* and their anti-inflammatory activity. *J Nat Prod.* 82(11):2941-2952.
- Nguyen Ngoc H, Mair L, Nghiem DT, Le Thien K, Gostner JM, Stuppner H, Ganzera M. 2019b. Phenolic compounds from the stems of *Fissistigma polyanthoides* and their anti-oxidant activities. *Fitoterapia.* 137:104252.

- Nhiem NX, Thinh NS, Thu NTB, Anh LT, Minh Ngoc T, Tai BH, Yen PH, Kiem PV, Van Minh C, Park S et al. 2019. Three new flavonol glycosides from *Fissistigma pallens*. *Biosci Biotechnol Biochem*. 83(12):2177-2182.
- Porzel A, Lien TP, Schmidt J, Drosihn S, Wagner C, Merzweiler K, Van Sung T, Adam G. 2000. Fissistigmatins A–D: novel type natural products with flavonoid–sesquiterpene hybrid structure from *Fissistigma bracteolatum*. *Tetrahedron*. 56(6):865-872.
- Thao TTP, Anh NV, Anh HN, Quan TD, Van Sung TJzNB. 2009. Study on chemical constituents of the Vietnamese medicinal plant *Fissistigma petelotii*. *Z Naturforsch B*. 64(3):323-327.
- Thinh NS, Bich Thu NT, Ngoc TM, Khoi NM, Tai BH, Van Kiem P, Van Minh C, Nhiem NX, Seo Y, Namkung W et al. 2020. Cytotoxic sesquiterpene glucosides from *Fissistigma pallens*. *Phytochemistry*. 172:112255.
- Thuy TT, Quan TD, Anh NT, Sung TV. 2012. Cytotoxic and antimicrobial aporphine alkaloids from *Fissistigma poilanei* (Annonaceae) collected in Vietnam. *Nat Prod Res*. 26(14):1296-1302.
- Thuy TT, Sung TV, Hao NT. 2006. An eudesmane glycoside from *Fissistigma pallens*. *Pharmazie*. 61(6):570-571.
- Tran DT, Mai HD, Tran HG, Truong BN, Litaudon M, Nguyen VH, Chau VM, Van CP. 2017. Two new sesquiterpenes from the fruits of *Fissistigma villosissimum*. *J Asian Nat Prod Res*. 19(3):235-240.
- Wu J-B, Cheng Y-d, Kuo S-C, Wu T-S, Iitaka Y, Ebizuka Y, Sankawa U. 1994. Fissoldhimine, a novel skeleton alkaloid from *Fissistigma oldhamii*. *Chem Pharm Bull*. 42(10):2202-2204.
- Wu JB, Cheng YD, Chiu NY, Huang SC, Kuo SC. 1993. A novel morphinandienone alkaloid from *Fissistigma oldhamii*. *Planta Med*. 59(2):179-180.
- Wu Y-C, Kao S-C, Huang J-F, Duh C-Y, Lu S-TJP. 1990. Two phenanthrene alkaloids from *Fissistigma glaucescens*. *Phytochemistry*. 29(7):2387-2388.
- Wu YC, Sureshbabu M, Fang YC, Wu YH, Lan YH, Chang FR, Chang YW, Hwang TL. 2013. Potent inhibition of human neutrophil activations by bractelactone, a novel chalcone from *Fissistigma bracteolatum*. *Toxicol Appl Pharmacol*. 266(3):399-407.

- Yang Z, Lu W, Ma X, Song D. 2012. Bioassay-guided isolation of an alkaloid with antiangiogenic and antitumor activities from the extract of *Fissistigma cavaleriei* root. *Phytomedicine*. 19(3-4):301-305.
- Yang Z, Niu Y, Le Y, Ma X, Qiao C. 2010. Beta-lactamase inhibitory component from the roots of *Fissistigma cavaleriei*. *Phytomedicine*. 17(2):139-141.
- Zhang YN, Zhong XG, Zheng ZP, Hu XD, Zuo JP, Hu LH. 2007. Discovery and synthesis of new immunosuppressive alkaloids from the stem of *Fissistigma oldhamii* (Hemsl.) Merr. *Bioorg Med Chem*. 15(2):988-996.
- Zhou Q, Fu Y-H, Zhang Y-Q, Wu S-Y, Song X-P, Cao C-K, Xu W, Chen G-Y. 2016. Fissitungfines A and B, two novel aporphine related alkaloids from *Fissistigma tungfangense*. *Tetrahedron Lett*. 57(37):4162-4164.
- Zhou Q, Fu Y-H, Zhang Y-Q, Wu S-Y, Song X-P, Xu W, Chen G-Y. 2018. Bioactive aporphine alkaloids from *Fissistigma tungfangense*. *Phytochemistry Lett*. 25:105-108.
- Zhou Q, Fu YH, Zhang YQ, Wu SY, Song XP, Xu W, Chen GY. 2019. A new morphinandienone alkaloid from the stems of *Fissistigma tungfangense*. *Nat Prod Res*. 33(3):374-379.
- Zhou XM, Zheng CJ, Zhang YQ, Zhang XP, Song XP, Xu W, Chen GY. 2017. Guaiane-type sesquiterpenoids from *Fissistigma oldhamii* inhibit the proliferation of synoviocytes. *Planta Med*. 83(3-04):217-223.