

NEW YORK ACADEMY OF SCIENCES

SCIENTIFIC SURVEY

OF

Porto Rico and the Virgin Islands

VOLUME VIII—Part 1

Botany of Porto Rico and the Virgin Islands

Mycology

Fred J. Seaver and Carlos E. Chardon

*With contributions by Rafael A. Toro; F. D. Kern and H. H. Whetzel;
and L. O. Overholts*



NEW YORK:
PUBLISHED BY THE ACADEMY
1926

[Issued December 29, 1926]

MBL/WHOI



NEW YORK ACADEMY OF SCIENCES

SCIENTIFIC SURVEY

OF

Porto Rico and the Virgin Islands

VOLUME VIII—Part 1

Botany of Porto Rico and the Virgin Islands

Mycology

Fred J. Seaver and Carlos E. Chardon

*With contributions by Rafael A. Toro; F. D. Kern and H. H. Whetzel;
and L. O. Overholts*



NEW YORK:
PUBLISHED BY THE ACADEMY
1926

[Issued December 29, 1926]

PREFACE.

The term mycology is here used in the broad sense including not alone the study of fungi, but also the slime-moulds and bacteria. During Spanish occupation of Porto Rico, little attention was given to mycology, the earliest recorded collection being that of Carl Schwanecke made during his residence in Porto Rico, 1847-1850. The fungi of this collection, consisting of seventeen species, were determined and published by J. F. Klotzsch. A second and larger collection was made by P. Sintenis, 1884-1887, the determinations being made by J. Bresadola, P. Hennings and P. Magnus.

Since annexation by the United States the work has been greatly extended through the operations of the Insular Department of Agriculture and by a number of botanists who have visited the island for longer or shorter periods. Among these are A. A. Heller and Mrs. Heller, during the early part of 1900; G. P. Clinton in 1904; and E. W. D. Holway in 1910. Numerous collections of fungi have also been made by Dr. and Mrs. N. L. Britton and other collectors from the staff of The New York Botanical Garden at intervals from 1906 until the present time.

Bruce Fink of Miami University, Ohio, visited the island in 1915 primarily for the collection and study of lichens but brought back a goodly number of fungi. The same year H. H. Whetzel and E. W. Olive spent several weeks in Porto Rico devoting most of their time to researches on the rusts. Their collections have been studied and reported on by J. C. Arthur.

Probably the largest single collection of fungi was that obtained by F. L. Stevens during the years of his residence as Dean of the College of Agriculture at Mayaguez. His collection of rusts was also studied by J. C. Arthur and reported by him. Other groups of fungi have been studied by Professor F. L. Stevens and his collaborators at the University of Illinois and reported on at various times.

In 1923, Dr. Seaver, at the request of the Porto Rican government, spent several weeks in company with Dr. and Mrs. N. L. Britton, exploring Porto Rico and the Virgin Islands. Mr. Chardon,

then connected with the Insular Experiment Station at Rio Piedras, collaborated with us during our stay in Porto Rico. More than a thousand collections of fungi were made including many additional species for the region.

In 1924 H. H. Whetzel of Cornell University made a second trip to Porto Rico, this time accompanied by F. D. Kern of The Pennsylvania State College to continue work on plant rusts. On most of their excursions they were accompanied by Rafael A. Toro of the Experiment Station at Rio Piedras. This expedition again resulted in adding much new material to the store already accumulated. Part of the results of this work has been reported in preliminary papers and the remainder is incorporated in the present work.

Local students, especially those connected with the Department of Agriculture, have added their contributions, so that the fungi of Porto Rico are now probably better known than those of any equal area in the American tropics. Our knowledge of the plant rusts is particularly complete. But notwithstanding this, some groups of the fungi have scarcely been investigated and are still in need of intensive study.

While the fungi of Porto Rico have been rather carefully studied, the Virgin Islands were, so far as we are aware, unexplored by American mycologists until our visit in 1924, although a few species had been reported by European students. For this reason the two weeks spent on the larger islands, St. Thomas and St. Croix were full of interest. About fifty per cent of the fungi collected were new to the islands and a fair number new to science. The results of this work have been reported in preliminary papers and incorporated in the present work with detailed citations.

In 1918, J. A. Stevenson, at that time Pathologist at the Insular Experiment Station, published "A check list of Porto Rican fungi and a host index." This was a very complete summary of our knowledge of the fungi of Porto Rico up to that time, and has been invaluable to us in the preparation of the present catalogue.

For the determination of hosts we are indebted to Dr. N. L. Britton and Mr. Percy Wilson and for bibliographical aid to Dr. J. H. Barnhart.

DESCRIPTIVE FLORA.

Phylum 4. **THALLOPHYTA.**

Plants not differentiated into leaf and stem, one to many-celled, with or without chlorophyl, reproducing by direct cell-division (fission) or by means of special reproductive bodies known as spores which may be formed either sexually or asexually.

Plant tissues partially or entirely chlorophylless.

Thallus entirely chlorophylless.

Vegetative stage devoid of cell-wall.

Class 1. **MYXOMYCETES.**

Vegetative stage possessing cell-wall.

Reproducing by fission, without mycelia structure.

Class 2. **SCHIZOMYCETES.**

Reproducing by means of spores, usually possessing mycelium.

Class 3. **FUNGI.**

Thallus consisting of chlorophylless (fungous) tissue and chlorophyl-bearing (algal) tissue.

Class 4. **LICHENES.**

Plant tissues chlorophyl-bearing.

Class 5. **ALGAE.**

Class 1. **MYXOMYCETES.***

The Myxomycetes, commonly known as slime-moulds, comprise a large group of living organisms of doubtful affinity. Some include them with the animal kingdom, others with the vegetable. While the vegetative stage is animal-like, consisting of living, moving protoplasm, the fruiting stage is fungus-like so that the group is often treated with the fungi. The most of the forms are saprophytic and of no known economic importance while a few are known to be the cause of serious diseases of the higher plants.

Sub-class **PHYTOMYXINAE.**

1. **PLASMODIOPHORA** Woronin, Jahrb. Wiss. Bot. 11: 548. 1878.

Plasmodiophora vascularum Matz, Jour. Dept. Agr. Porto Rico 4: 45. 1920.

On *Saccharum officinarum* L., Porto Rico:—Barbados. According to M. T. Cook, causing much injury to this most important host.

Sub-class **EXOSPOREAE.**

Family 1. **CERATIOMYXACEAE.**

1. **CERATIOMYXA** Schröt. in E. & P. Nat. Pfl. 1¹: 16. 1897.

1. **Ceratiomyxa fruticulosa** (Muell.) Macbr. N. Am. Slime-moulds ed. 1. 18. 1899.

Byssus fruticulosa Muell. Fl. Dan. pl. 718, f. 2. 1777.

On rotten wood. Porto Rico:—probably world wide.

* Based on determinations made by Dr. W. C. Sturgis for J. A. Stevenson and by Professor T. H. Macbride and Mr. Robert Hagelstein for the present authors.

Sub-class **MYXOGASTRES.**

Spore mass black or violaceous, rarely ferruginous.

Capillitium present and well-developed, thread-like; sporangia calcareous more or less throughout.

Capillitium present and usually arising from a well-developed columella; sporangia not calcareous except in a single genus; and then confined to the columella.

Spore mass never black, usually some shade of brown or yellow, rarely purplish or rosy.

Capillitium none or very poorly developed; spores some shade of brown, rarely purple.

Capillitium present and usually well-developed.

Capillitium by outward interweaving making up the aethalial wall; spores pale, ashen.

Capillitium made up of more or less distinctly sculptured threads; spores commonly yellow.

Order 1. **PHYSARALES.**

Order 2. **STEMONITALES.**

Order 3. **CRIBRARIALES.**

Order 4. **LYCOGALALES.**

Order 5. **TRICHIALES.**

Order 1. **PHYSARALES.**

Sporangia often calcareous throughout; capillitium intricate.

Fam. 1. **PHYSARACEAE.**

Sporangia with calcareous deposits limited to peridium or sometimes the stipe; capillitium simple.

Fam. 2. **DIDYMIACEAE.**

Family 1. **PHYSARACEAE.**

1. **CRATERIUM** Trentepohl in Roth, *Catalecta* 1: 224. 1797.

1. **Craterium aureum** (Schum.) Rost. Sluz. Monog. 124. 1875.

Trichia aurea Schum. Enum. Pl. Saell. 2: 208. 1803.

On humus and cane trash, occasionally on living stalks and leaves, Porto Rico:—continental North America; Europe.

2. **Craterium leucocephalum** (Pers.) Ditm.; Sturm, *Deutsch Fl. Pilze* 1: 21. 1817.

Arcyria (?) *leucocephala* Pers. Syn. Fung. 183. 1801.

On dead leaves and debris, occasionally fruiting on living sugar cane, Porto Rico:—continental North America; Europe.

2. **DIACHEA** Fries, *Syst. Orb. Veg.* 1: 143. 1825.

1. **Diachea bulbillosa** (Berk. & Br.) Lister, *Mycetozoa* ed. 2. 119. 1911.

Didymium bulbillosum Berk. & Br. Jour. Linn. Soc. 14: 84. 1875.

Porto Rico:—widely distributed.

2. **Diachea leucopodia** (Bull.) Rost. Sluz. Monog. 190. 1875.

Trichia leucopodia Bull. Herb. Fr. pl. 502, f. 2. 1791.

On dead grass and leaves. Reported on *Pitcairnia angustifolia* (Sw.) Redoute, Porto Rico:—continental North America; Europe.

3. **DIDERMA** Pers. *Neues Mag. Bot.* 1: 89. 1794.

1. **Diderma effusum** (Schw.) Morg. Jour. Cln. Soc. 16: 155. 1894.

Physarum effusum Schw. Trans. Am. Phil. Soc. II. 4: 257. 1832.

On dead leaves of *Pandanus utilis* Bory, Porto Rico:—continental North America.

2. **Diderma hemisphericum** (Bull.) Horne, Fl. Danica **33**: 13. 1829.

Reticularia hemispherica Bull. Herb. Fr. pl. 446. 1789.

On dead leaves, Porto Rico:—widely distributed,

3. **Diderma spumarioides** Fries, Syst. Myc. **3**: 104. 1829.

On dead leaves and rotten wood, Porto Rico:—continental North America; Europe.

4. **FULIGO** Haller, Hist. Helv. **3**: 110. 1768.

1. **Fuligo septica** (L.) Weber; Wigg. Pr. Fl. Holsat. 112. 1780.

Mucor septicus L. Sp. Pl. ed 2. 1656. 1753.

On dead cane leaves, banana debris and rotten wood, Porto Rico:—probably world wide in distribution.

This widely distributed species has many forms and phases as stated by Macbride in his latest edition of the North American Slime-moulds. Five forms are recognized by him as follows: *F. ovata*, *F. rufa*, *F. laevis*, *F. flava* and *F. violacea*. Whether one or all of these forms occur in Porto Rico has not been determined.

5. **PHYSARUM** Pers. Ann. Bot. Usteri **15**: 5. 1795.

1. **Physarum bitectum** Lister, Mycetozoa ed. 2. 78. 1891.

On dead leaves of *Clusia*, Porto Rico:—continental North America.

According to Macbride this is probably a variety of *Physarum sinuosum* (Bull.) Weinm.

2. **Physarum bogoriense** Racib. Hedwigia **37**: 52. 1898.

Porto Rico:—widely distributed.

3. **Physarum cinereum** (Batsch) Pers. in Neues Mag. Bot. **1**: 88. 1794.

Lycoperdon cinereum Batsch, Elench. Fung. **1**: 155, 1783.

Fruiting on living leaves of *Lactuca sativa* L., *Phaseolus vulgaris* L., *Saccharum officinarum* L., *Vigna unguiculata* (L.) Walp. and other hosts, Porto Rico:—continental North America; Europe.

4. **Physarum compressum** Albert. & Schw. Consp. Fung. 97. 1805.

On sugar cane debris, Porto Rico:—continental North America; Europe.

5. **Physarum didermoides** (Pers.) Rost. Sluz. Monog. 97. 1875.

Spumaria (?) *didermoides* Pers. Syn. Fung. XXIX. 1801.

On rotten wood, Porto Rico:—probably world wide in distribution.

6. **Physarum melleum** (Berk. & Br.) Masee, Monog. 278. 1892.

Didymium melleum Berk. & Br. Jour. Linn. Soc. **14**: 83. 1873.

On dead leaves, Porto Rico:—continental South America; Europe; Japan. Macbride states tropical islands round the world.

7. **Physarum nodulosum** Cooke & Balf. in Rav. Fungi Am. 479. 1881.

On rotten sacking and also on the living leaves of *Saccharum officinarum*, L. Porto Rico:—continental North America; Europe.

This has been previously reported under the name of *Physarum pusillum* (Berk. & Curt.) Lister which Macbride in his latest edition of the North American Slime-moulds considers a synonym of the above.

8. **Physarum tenerum** Rex, Proc. Acad. Phila. 1890: 192.
Porto Rico:—widely distributed.
9. **Physarum viride** (Bull.) Pers. Ann. Bot. Usteri 15: 6. 1795.
Sphaerocarpus viridis Bull. Herb. Fr. pl. 407, f. 1. 1788.
On rotten wood, Porto Rico:—widely distributed.
10. **Physarum wingatense** Macbr. N. Am. Slime-moulds ed. 2. 72. 1922.
On rotten wood, Porto Rico:—continental North America.
This has been reported from Porto Rico under the name of *Physarum columbinum* (Rost.) Sturgis with *Tilmadoche compacta* (Wing.) Macbr. as a synonym. Macbride in his latest edition of "North American Slime-moulds" considers the former determination doubtful and since the latter name would become untenable in the genus *Physarum* proposed the name listed above.

Family 2. **DIDYMIACEAE.**

1. **DIDYMIUM** Schrad. Nov. Gen. Pl. 20. 1797.
1. **Didymium nigripes** (Link) Fries, Syst. Myc. 3: 119. 1829.
Physarum nigripes Link, Ges. Nat. Freunde Berlin Mag. 3: 27. 1809.
Fruiting on living leaves of *Commelina longicaulis* Jacq. Host previously reported as *Commelina nudiflora* L., Porto Rico:—continental North America; Europe.
2. **Didymium squamulosum** (Albert. & Schw.) Fries, Syst. Myc. 3: 118. 1829.
Diderma squamulosum Albert. & Schw. Consp. Fung. 88. 1805.
On dead leaves, Porto Rico:—continental North America.

Order 2. **STEMONITALES.**

Columella branched throughout. Fam. 1. STEMONITACEAE.
Columella branched only from the top. Fam. 2. LAMPRODERMACEAE.

Family 1. **STEMONITACEAE.**

1. **COMATRICHA** Preuss, Linnaea 24: 140. 1851.
1. **Comatricha longa** Peck, Ann. Rep. N. Y. State Mus. 43: 24. 1890.
On dead wood, Porto Rico:—continental North America.
2. **Comatricha typhoides** (Bull.) Rost.; Lister, Mycetozoa ed. 2. 157. 1911.
Trichia typhoides Bull. Herb. Fr. pl. 477, f. 2. 1791.
On dead wood, Porto Rico:—continental North America; Europe.
One of the commonest North American species.
2. **STEMONITIS** (Gleditsch) Weber; Wigg. Pr. Fl. Holsat. 110. 1780.
1. **Stemonitis fusca** Roth, Mag. Bot. 2: 26. 1787.
On old wood, Porto Rico:—continental North America; Europe.
2. **Stemonitis herbatica** Peck, Ann. Rep. N. Y. State Mus. 26: 75. 1874.
On rotten wood, Porto Rico:—continental North America; also reported from Europe.

3. **Stemonitis nigrescens** Rex, Proc. Acad. Phila. 1891: 392. 1891.

On sugar cane trash, Porto Rico:—continental North America.

Reported under the name of *Stemonitis fusca* Roth which Macbride in his North American Slime-moulds regards as a synonym of the above.

4. **Stemonitis splendens** Rost. Sluz. Monog. 195. 1875.

On rotten wood, Porto Rico; St. Thomas:—continental North and South America.

In addition to material previously reported from Porto Rico, an excellent collection was made on the island of St. Thomas and reported in *Mycologia* 16: 4. 1924.

Family 2. **LAMPRODERMACEAE.**1. **LAMPRODERMA** Rost. Versuch. Mycet. 7. 1873.1. **Lamproderma arcyronema** Rost. Sluz. Monog. 20S. 1885.

On mossy log, Porto Rico:—widely distributed.

Order 3. **CRIBRARIALES.**

Fructification of distinct and separate sporangia, the walls more or less reticulately perforate especially above.

Fam. 1. **CRIBRARIACEAE.**

Fructification aethalioid.

The sporangia more or less tubular, often prismatic by mutual pressure, opening by rupture at the apex, the lateral walls entire.

Fam. 2. **TUBIFERACEAE.**

The sporangia not well defined, their walls more or less perforate and frayed, forming a pseudo-capillitium.

Fam. 3. **RETICULARIACEAE.**

Family 1. **CRIBRARIACEAE.**1. **CRIBRARIA** Pers. Neues Mag. Bot. 1: 91. 1794.1. **Cribraria microcarpa** (Schrad.) Pers. Syn. Fung. 190. 1801.

Dictydium microcarpum Schrad. Nova Gen. Pl. 13. 1797.

On wood, Porto Rico:—continental North America; Europe.

2. **DICTYDIUM** Schrad. Nov. Gen. Pl. 11. 1797.1. **Dictydium cancellatum** (Batsch) Macbr. N. Am. Slime-moulds ed. 1. 172. 1899.

Mucor cancellatus Batsch, Elench. Fung. 3: 135. 1789.

On dead sugar cane stalks and leaves, Porto Rico:—continental North America; Europe. Probably widely distributed.

Family 2. **TUBIFERACEAE.**1. **TUBIFERA** Gmel. Syst. Nat. 2: 1472. 1791.1. **Tubifera ferruginosa** (Batsch) Macbr. N. Am. Slime-moulds ed. 1. 156. 1899.

Stemonitis ferruginosa Batsch, Elench. Fung. 2: 261. 1786.

On rotten wood, Porto Rico:—continental North America; Europe. Macbride states, "apparently more common north than south."

Family 3. **RETICULARIACEAE.**1. **RETICULARIA** Bull. Herb. Fr. *pl. 446*. 1789.1. **Reticularia Lycoperdon** Bull. Herb. Fr. *pl. 446, f. 4*. 1789.

On old wood, Porto Rico:—continental North America; Europe.

Order 4. **LYCOGALALES.**Family 1. **LYCOGALACEAE.**1. **LYCOGALA** (Micheli) Pers. Neues Mag. Bot. **1**: 87. 1794.1. **Lycogala epidendrum** (L.) Fries, Syst. Myc. **3**: 80. 1829.*Lycoperdon epidendrum* L. Sp. Pl. ed. 1. 1184. 1753.

On rotten wood and sugar cane trash, Porto Rico:—widely distributed. Probably world wide.

Order 5. **TRICHIALES.**

Capillitium a distinct net, usually attached below to the sporangial wall; sculpturing various, not continuous spiral bands.

Fam. 1. **ARCYRIACEAE.**

Capillitium not a distinct net, threads typically free or forming a loose net attached below; sculpturing consisting of spiral bands or scattered rings.

Fam. 2. **TRICHIACEAE.**Family 1. **ARCYRIACEAE.**1. **ARCYRIA** Weber; Wigg. Pr. Fl. Holsat. 109. 1780.1. **Arcyria cinerea** (Bull.) Pers. Syn. Fung. 184. 1801.*Trichia cinerea* Bull. Herb. Fr. *pl. 477, f. 3*. 1789.

On rotten wood and sugar cane trash, Porto Rico:—continental North America; Europe.

2. **Arcyria denudata** (L.) Macbr. N. Am. Slime-moulds ed. 1. 195. 1899.*Clathrus denudatus* L. Sp. Pl. ed. 1. 1179. 1753.

On rotten wood and sugar cane trash, Porto Rico:—continental North America; Europe.

3. **Arcyria incarnata** Pers. Obs. Myc. **1**: 58. 1796.*Stemonitis incarnata* Pers.; Gmel. Syst. Nat. **2**: 1467. 1796.

On rotten wood, Porto Rico:—continental North America; Europe.

4. **Arcyria punicea** Pers. Neues Mag. Bot. **1**: 90. 1794.

Reported from the Schwanecke collection, Porto Rico:—continental North America; Europe.

Macbride in "North American Slime-moulds" regards this as synonymous with *A. denudata*.Family 2. **TRICHIACEAE.**1. **HEMITRICHIA** Rost. Versuch Mycet. 14. 1873.1. **Hemitrichia clavata** (Pers.) Rost. Sluz. Monog. 264. 1875.*Trichia clavata* Pers. Neues Bot. Mag. **1**: 90. 1794.

On rotten wood, Porto Rico:—continental North America; Europe. Widely distributed.

2. **Hemitrichia serpula** (Scop.) Rost. Sluz. Monog. 266. 1875.
Mucor serpula Scop. Fl. Carn. 2: 493. 1772.
 On decaying stems, Porto Rico:—continental North America; Europe.
3. **Hemitrichia vesparium** (Batsch) Macbr. N. Am. Slime-moulds ed. 1. 203. 1899.
Lycoperdon vesparium Batsch, Elench. Fung. 2: 253. 1786.
 On rotten wood, Porto Rico:—continental North America; Europe.

Class 2. **SCHIZOMYCETES.**

This group of microorganisms commonly known as bacteria is doubtless represented by many species in Porto Rico as elsewhere. No special attempt has been made to study them taxonomically and the few listed here are those which have been found to be the cause of diseases of the higher plants or have been encountered in connection with the work in plant pathology.

Plants not filamentous.

Cells when free globular.

Fam. 1. COCCACEAE.

Cells elongated or rod-like.

Fam. 2. BACTERIACEAE.

Plants filamentous.

Fam. 3. ACTINOMYCETACEAE.

Family 1. **COCCACEAE.**

1. **MICROCOCCUS** Cohn, Beitr. Biol. Pfl. 1²: 151. 1875.

1. **Micrococcus nigrofaciens** Northrup, Mich. Agr. Exp. Sta. Tech. Bull. 18: 12. 1914.

Reported as causing disease of various phases of *Phyllophaga* spp., Porto Rico:—continental North America.

Family 2. **BACTERIACEAE.**

1. **BACILLUS** Cohn, Beitr. Biol. Pfl. 1²: 174. 1872.

1. **Bacillus carotovorus** Jones, Centralb. Bakt. Parasit. Infect. 7: 12. 1901.

Occurring on and producing soft rot of carrots, cabbages, celery, and other vegetables, Porto Rico:—continental North America.

2. **Bacillus campestris** Pammel, Iowa Agr. Exp. Sta. Bull. 27: 130. 1895.

On *Brassica oleracea* L., Porto Rico:—continental North America.

3. **Bacillus mesentericus** [fuscus] (Flügge) Lehm. & Neum. Atlas Bakt. 300. 1896.

Bacillus mesentericus fuscus Flügge, Die Mikroorganismen. ed 2. 321. 1886.
 Reported as causing "ropy" bread, Porto Rico:—widely distributed.

4. **Bacillus prodigiosus** (Ehr.) Flügge, Die Mikroorganismen ed. 2. 284. 1886.

Reported as causing contamination in culture plates, Porto Rico:—widely distributed.

5. **Bacillus subtilis** (Ehr.) Cohn, Beitr. Biol. Pfl. 1²: 175. 1875.

Vibrio subtilis Ehr. Infus. 80. 1838.

Reported as common on poured culture plates, Porto Rico:—widely distributed.

6. **Bacillus vascularum** Cobb, Dis. Sugar Cane 1. 1893.

Occasionally found as the cause of a disease of sugar cane, Porto Rico:—New South Wales, Queensland, Fiji Islands. Mauritius, Java, Borneo, New Guinea, Brazil.

2. **BACTERIUM** Ehr. Symb. Phys. 8. 1828.1. **Bacterium abortus** Bang. Zeit. Thier. 1897: 241.

Causing abortion in cattle, Porto Rico:—continental America.
Reported as a *Bacillus*.

2. **Bacterium Phaseoli** Er. Smith, Proc. Am. Assoc. Adv. Sci. 46: 288. 1898.

On *Phaseolus vulgaris* L., Porto Rico:—continental North America.
Causing a serious disease of the leaves and pods.

3. **Bacterium Solanacearum** Er. Smith, U. S. Dept. Agr. Div. Veg. Phys. & Path. Bull. 12: 5. 1896.

On *Lycopersicon Lycopersicon* (L.) Karst., *Nicotiana Tabacum* L., *Solanum Melongena* L., *Solanum tuberosum* L., Porto Rico:—continental North America. Probably widely distributed.

A wilt disease of *Helianthus annuus* L. is thought to be caused by this organism.

3. **PSEUDOMONAS** Migula, Arb. Bact. Inst. Karlsruhe 1: 237. 1894.1. **Pseudomonas radiculicola** (Beyerinck) Moore, U. S. Dept. Agr. Bur. Pl. Ind. 71: 27. 1905.

Bacillus radiculicola Beyerinck, Bot. Zeit. 46: 726. 1888.

Occurring as a parasite on the roots of leguminose plants and giving rise to root-tubercles. Although parasitic on the host plant the parasite appears to be beneficial and the two thus live together in a symbiotic relationship. Through the ability of the parasite to fix nitrogen the leguminose hosts are used as soil enrichers.

2. **Pseudomonas tumefaciens** (Smith & Townsend) Stevens, Fungi Pl. Dis. 35. 1913.

Bacterium tumefaciens Smith & Townsend, Science II. 25: 672. 1907.

The organism of the crown gall commonly known as "plant cancer" because of its resemblance to the animal cancer. The organism is here reported on the strength of galls found on rose bushes near Arecibo during the recent collecting trip of the senior writer. No attempt was made to isolate the organism.

Family 3. **ACTINOMYCETACEAE.**1. **ACTINOMYCES** Harz, Jahresb. München Central-Thier. 1878.1. **Actinomyces scabies** (Thaxt.) Gussow, Science II. 39: 433. 1914.

Oospora scabies Thaxt. Conn. Agr. Exp. Sta. Rep. 1891: 159.

Reported from Porto Rico by Cook under the name of *Actinomyces chromogenus* which is now regarded as a synonym of the above.

Class 3. **FUNGI.**Sub-class 1. **PHYCOMYCETES.**

The Phycomycetes are known as the algal fungi because of their structural resemblance to the algae. Many are aquatic and those which are not require very

moist conditions. Swimming spores are commonly produced by the plants of this group even though they are not strictly aquatic, indicating their aquatic origin. Such forms as the water-moulds, fish-moulds, downy mildews, and black bread-mould are included here.

Mycelium wanting or poorly developed; sexual reproduction usually wanting; parasitic on algae, protozoans or rarely on spermatophytes.

Order 1. CHYTRIDIALES.

Mycelium well developed; asexual reproduction by aerial conidia or sporangia.

Saprophytic, epiphytic or parasitic on other plants.

Order 2. PERONOSPORALES.

Parasitic on spermatophytes.

Saprophytic, or parasitic on other fungi.

Order 3. MUCORALES.

Parasitic or saprophytic on insects.

Order 4. ENTOMOPHTHORALES.

Order 1. **CHYTRIDIALES.**

The Chytridiales are parasitic fungi of simple structure often consisting of a single cell. They live on other plants and animals such as protozoans, desmids, algae and other fungi. Some also occur as parasites on the stems and leaves of the higher plants.

Sporangia produced singly.

Fam. 1. OLPIDIACEAE.

Sporangia produced in sori.

Fam. 2. WORONINACEAE.

Family 1. **OLPIDIACEAE.**

1. **OLPIDIUM** A. Braun, Abh. Berl. Akad. 1855: 75. 1855.

1. **Olpidium Uredinis** (Lagerh.) Fischer; Rab. Krypt-Fl. 1⁴: 30. 1892.

On *Puccinia levis* (Sacc. & Bizz.) Magn. on *Ryteliz granularis* (L.) Skeels, Porto Rico:—Europe.

Family 2. **WORONINACEAE.**

1. **WORONINELLA** Racib. Zeit. Pflanzenkr. 8: 195. 1898.

1. **Woroninella Dolicholi** (Cooke) Syd. Ann. Myc. 12: 485. 1914.

Accidium Dolicholi Cooke, Grevillea 10: 127. 1882.

On *Dolicholus reticulatus* (Sw.) Millsp., Porto Rico; St. Croix:—continental North America.

This species was collected rather abundantly on Mt. Eagle, St. Croix where it was found to form gall-like growths on the stems and leaves of the above named species of *Dolicholus*.

Order 2. **PERONOSPORALES.**

The Peronosporales represent an order of parasitic fungi including the "white rusts" and "downy mildews." This group includes two of the most destructive parasites known, the "grape mildew" and the "potato blight," the latter often being responsible for the destruction of a large per cent of the potato crop wherever this plant is grown. Both of these species have been reported from Porto Rico.

Conidiophores club-shaped, formed under the epidermis of the host; conidia formed in chains in white masses under the epidermis of the host.

Fam. 1. ALBUGINACEAE.

Conidiophores formed outside the epidermis of the host; conidia formed singly, never in chains.

Fam. 2. PERONOSPORACEAE.

Family 1. **ALBUGINACEAE.**

1. **ALBUGO** (Pers.) S. F. Gray, Nat. Arr. Brit. Pl. 1: 540. 1821.

Uredo § *Albugo* Pers. Syn. Fung. 223. 1801.

1. **Albugo Bliti** (Biv.) Kuntze, Rev. Gen. Pl. 2: 658. 1891.

Uredo Bliti Biv. Stirp. Rar. Sicilia 3: 658. 1891.

On *Amaranthus gracilis* Desf. and *A. viridis* L., *Centrostachys aspera* (L.) Standley [*Achyranthes aspera* L.], Porto Rico; St. Croix:—Guadaloupe; Grenada; continental America: Europe; Asia; Africa.

One collection (Seaver & Chardon 418) was made on *Centrostachys aspera*. This is apparently a new host for this fungus.

2. **Albugo candida** (Pers.) Kuntze, Rev. Gen. Pl. 2: 658. 1891.

Accidium candidum Pers. in Gmel. Syst. Nat. 2: 1473. 1791.

On *Boerhaavea erecta* L., and *Lepidium virginicum* L., Porto Rico; *Brassica integrifolia* (West) O. E. Schulz, St. Croix:—Cuba; Bermuda; continental America; Asia; Africa; Australia; New Zealand.

3. **Albugo Ipomoeae-panduraneae** (Schw.) Swingle, Jour. Myc. 7: 112. 1892.

Accidium Ipomoeae-panduraneae Schw. Schr. Nat. Ges. Leipzig. 1: 69. 1822.

On *Ipomoea Batatas* (L.) Lam., *I. Pes-caprae* (L.) Roth., *I. tiliacea* (Willd.) Choisy, *I. aegyptia* L., *Jacquemontia nodiflora* (Desv.) G. Don, *J. pentantha* (Jacq.) G. Don, Porto Rico; *Quamoclit coccinea* (L.) Moench, *Ipomoea Pes-caprae* (L.) Roth., St. Jan.; St. Croix:—Bahamas; Cuba; Trinidad; continental America; Europe; Asia; Africa.

Very commonly found infecting sweet potatoes. On *Ipomoea Pes-caprae* (L.) Roth., a seashore trailing plant, the colonies of sori cause very characteristic malformations of the leaves.

4. **Albugo platensis** (Speg.) Swing. Jour. Myc. 7: 113. 1892.

Cystopus platensis Speg. Rev. Argent. Hist. Nat. 1: 32. 1891.

On *Boerhaavea erecta* L., *B. coccinea* Mill. [*B. hirsuta* Jacq.], Porto Rico:—Cuba; Bahamas; Guadeloupe; Antigua; Martinique; continental America; Asia; Africa.

5. **Albugo Portulacae** (DC.) Kuntze, Rev. Gen. Pl. 2: 658. 1891.

Uredo Portulacae DC. Fl. Fr. 6: 88. 1815.

On *Portulaca oleracea* L., Porto Rico:—Trinidad; continental America; Europe; Asia; Africa.

A rare species, known only from two collections from the island.

Family 2. **PERONOSPORACEAE.**

1. **PSEUDOPERONOSPORA** Rostow. Ann. Inst. Agron. Mosc. 9: 47. Ja. 1903.—Flora 92: 422. O 1903.

1. **Pseudoperonospora cubensis** (Berk. & Curt.) Rostow. Ann. Inst. Agron. Mosc. 9: 47. Ja 1903.—Flora 92: 422. O 1903.

Peronospora cubensis Berk. & Curt. Jour. Linn. Soc. 10: 363. 1868.

Peronoplasmopara cubensis Clinton, Conn. Agr. Exp. Sta. Rep. 28: 335. 1904.

On *Cucumis Melo* L., *Cucumis sativus* L., *Pepo moschata* (Duch.) Britton [*Cucurbita moschata* Duch.], *Luffa cylindrica* (L.) M. J. Roem., Porto Rico:—Cuba; continental North America.

2. **Pseudoperonospora portoricensis** (Lamkey) comb. nov.
Peronoplasmopora portoricensis Lamkey; Stevens, Mycologia 12: 52. 1920.
 On *Melia Azedarach* L., Porto Rico:—endemic.
2. **PHYTOPHTHORA** De Bary, Jour. Roy. Agr. Soc. England II. 12: 240. 1876.
1. **Phytophthora infestans** (Mont.) De Bary, Jour. Roy. Agr. Soc. Engl. II. 12: 240. 1876.
Botrytis infestans Mont. Mém. Inst. Fr. 1845: 313. 1845.
 On *Solanum tuberosum* L., *Lycopersicon Lycopersicon* (L.) Karst., Porto Rico:—continental America; Europe; Asia; Africa; Australia.
2. **Phytophthora Phaseoli** Thaxt. Bot. Gaz. 14: 274. 1889.
 On *Phaseolus lunatus* L., Porto Rico:—continental America; Europe.
3. **Phytophthora terrestris** Sherb. Phytopathology 7: 127. 1917.
 On *Capsicum annum* L., *Phaseolus vulgaris* L., *Lycopersicon Lycopersicon* (L.) Karst., Porto Rico:—continental North America.
 Note,—In addition to the above, *P. Faberi* Maubl. has recently been reported as cause of bud rot in *Cocos nucifera*.
3. **RHYSOTHECA** G. W. Wilson, Bull. Torrey Club. 34: 398. 1907.
1. **Rhysotheca viticola** (Berk. & Curt.) G. W. Wilson, Bull. Torrey Club 34: 407. 1907.
Botrytis viticola Berk. & Curt. Jour. Hort. Soc. London 6: 289. 1851. (hyponym).
Peronospora viticola De Bary, Ann. Sci. Nat. IV. 20: 124. 1863.
 Reported on *Vitis* sp., Porto Rico:—coextensive with the grape, throughout the world.

Order 3. **MUCORALES.**

The order Mucorales includes the more common moulds and are for the most part saprophytic on other plant substances. Even as saprophytes they may be responsible for a great deal of damage to food material especially to fruits in storage.

Asexual reproduction by spores inclosed in sporangia; conidia wanting; sporangia with columella.

Sporangial wall uniform throughout, dissolving or disintegrating, not cutinized.

Fam. 1. MUCORACEAE.

Sporangial wall cutinized in the upper portion which is persistent, the lower thin and deliquescing.

Fam. 2. PILOBOLACEAE.

Asexual reproduction by spores borne in a sporangium and conidia.

Fam. 3. CHOANOPHORACEAE.

Family 1. **MUCORACEAE.**

1. **RHIZOPUS** Ehr. Nova Acta Acad. Leop. 10: 198. 1820.
1. **Rhizopus nigricans** Ehr. Nova Acta Acad. Leop. 10: 198. 1829.

On decaying vegetables and as contamination in laboratory cultures, Porto Rico:—continental America; Europe.

Family 2. **PILOBOLACEAE.**1. **PILOBOLUS** Tode, Fungi Meckl. 1: 41. 1790.

1. **Pilobolus crystallinus** (Weber) Tode, Fungi Meckl. 1: 41. 1790.
Hydrogera crystallina Weber; Wigg. Fl. Holsat. 110. 1780.
 On horse dung, Porto Rico:—continental America; Europe.

Family 3. **CHOANOPHORACEAE.**1. **CHOANEPHORA** Cunningham, Trans. Linn. Soc. II. 1: 409. 1878.

1. **Choanephora Cucurbitarum** (Berk. & Rav.) Thaxt. Rhodora 5:102. 1903.
Rhopalomyces cucurbitarum Berk. & Rav. Grevillea 3: 109. 1875.

On *Abclmoschus esculentus* (L.) Moench. Porto Rico:—continental North America.

Order 4. **ENTOMOPHTHORALES.**

The Entomophthorales, as the name implies, are parasitic on flies, grasshoppers, and the larvae of beetles and other insects. When occurring on harmful insects they may be of use in checking the ravages of such enemies.

Family 1. **ENTOMOPHTHORACEAE.**1. **EMPUSA** Cohn, Hedwigia 1: 60, 1855.

1. **Empusa americana** Thaxter, Mem. Bost. Soc. Nat. Hist. 4: 179. 1888.

On *Punellia* sp., Porto Rico:—continental North America.

2. **Empusa Fresenii** Nowak. Proc. Krak. Acad. Sci. 1883: 171. 1883.

On sucking insects on various host plants, Porto Rico:—Europe.

3. **Empusa sphaerosperma** (Fres.) Thaxt. Mem. Boston Soc. Nat. Hist. 4: 172. 1888.

Entomophthora sphaerosperma Fres. Bot. Zeit. 14: 883. 1856.

On *Laphygma frugiperda*, Porto Rico:—continental America; Europe.

2. **ENTOMOPHTHORA** Fres. Bot. Zeit. 14: 883. 1856.

1. **Entomophthora Aulicae** (Reich.) Winter in Rab. Krypt.-Fl. 1: 78. 1884.

Empusa Aulicae Reich.; Bail, Pilzepizootien 1. 1869.

On *Epantheria eridanus*, Porto Rico:—Europe.

Sub-class 2. **ASCOMYCETES.**

This sub-class comprises one of the two great groups of the fungi and the many species are characterized by having their spores produced in closed sacs or asci from which they are forcibly ejected at maturity. The group includes a large number of parasitic species although many are saprophytes of no known economic importance.

Vegetative mycelium usually wanting; asci not formed in special fruiting bodies.

Order 1. **SACCHAROMYCETALES.**

Vegetative mycelium present; asci formed in or on special fruiting bodies.

Asci produced in a stroma-like matrix.

Order 2. **MYRIANGIALES.**

Asci not in a stroma-like matrix.

Asci arranged irregularly in the ascocarp. Order 3. ASPERGILLALES.

Asci produced in a perithecium.

Perithecia shield-shaped.

Order 4. HEMISPHERIALES.

Perithecia not shield-shaped.

Ostiolum wanting.

Perithecia dehiscent.

Order 5. PERISPORIALES.

Perithecia indehiscent.

Order 6. CORYNELIALES.

Ostiolum present and usually evident.

Order 7. PSEUDOPERISPORIALES.

Otherwise like Perisporiales.

Otherwise not like Perisporiaceae.

Perithecia and stromata bright colored, red, yellow, blue, etc.

Order 8. HYPOCREALES.

Perithecia and stromata black.

Perithecial wall wanting.

Order 9. DOTHIDEALES.

Perithecial wall present.

Perithecia soft, membranaceous; plants occurring on dung.

Order 10. FIMETARIALES.

Perithecia and stromata when present hard and carbonaceous, or subcarbonaceous.

Order 11. SPHAERIALES.

Asci not produced in a closed perithecium but on a sporophore or apothecium and freely exposed at maturity.

Apothecia usually opening with a rounded or rarely irregular aperture.

Order 12. PEZIZALES.

Apothecia opening with a slit-like aperture.

Fissure consisting of a simple cleft.

Order 13. HYSTERIALES.

Fissure compound giving rise to a stellate aperture.

Order 14. PHACIDIALES.

Order 1. **SACCHAROMYCETALES.**

Family 1. **SACCHAROMYCETACEAE.**

This order of plants includes the yeast plants and other low fungi. The yeasts are concerned in alcoholic fermentation and in the manufacture of bread. They are unicellular plants which reproduce by budding. Under rare conditions, however, they reproduce by the formation of spores endogenously. On account of the resemblance of these spores to those of the ascomycetes the order is usually included with the latter.

1. **PARASACCHAROMYCES** Beur. & Goug.; Anderson, Jour. Inf. Dis. 21: 380. 1917.

1. **Parasaccharomyces psilosis** (Ashford) comb. nov.

Monilia psilosis Ashford, Amer. Jour. Med. Sci. 154: 157. Au 1917.

Parasaccharomyces Ashfordi H. W. Anderson, Jour. Inf. Diseases 21: 380. O 1917.

Dr. Bailey K. Ashford, of the Institute of Tropical Medicine of Porto Rico, has kindly supplied the writers with the following information regarding this interesting human pathogen: "I consider this organism to be the definite factor in producing the symptom-complex known as "sprue." It colonizes in the human intestine, however, apparently only when a certain degree of acidity and an abundance of starch and sugar is furnished. It seems generally to require functional derangement of digestion, with a peculiar variety of food unbalance to provide an ideal intestinal enriching medium."

2. **SACCHAROMYCES** Meyer, Arch. Naturg. 42: 100. 1838.

1. **Saccharomyces apiculatus** Rees, Bot. Unters. 84. 1870.

From fermenting cacao and coffee, Porto Rico:—Europe.

2. **Saccharomyces Cerevisiae** Meyen, Arch. Naturg. 42: 100. 1838.

Bread and brewer's yeast, Porto Rico:—widely distributed.

3. **Saccharomyces ellipsoideus** Rees, Bot. Unters. 82. 1870.

From fermenting cacao, coffee and grape juice, Porto Rico:—Europe.

Order 2. MYRIANGIALES.

Family 1. MYRIANGIACEAE.

1. **MYRIANGIUM** Mont. & Berk. Hooker's Jour. Bot. 4: 72. 1845.

1. **Myriangium Duriaei** Mont. & Berk. l. c.

On scale insects on various hosts, Porto Rico:—Cuba; continental America.

Order 3. ASPERGILLALES.

This order includes plants of very diverse habits, such as the underground fungi, none of which have been reported from Porto Rico, also such forms as the green moulds belonging to the genus *Penicillium* and the similar genus *Aspergillus*. Both of these genera have been placed here because some of the species have ascigerous stages. Whether all of them produce the perfect stage is a question which cannot be answered.

Family 1. ASPERGILLACEAE.

1. **ASPERGILLUS** (Micheli) Adans. Fam. Pl. 2: 2. 1763.

1. **Aspergillus argentius** Speg. Rev. Agr. Univ. La Plata 1896: 245.

Eurotium argentium Speg. Rev. Agr. Univ. La Plata 1896: 228.

On dead sugar cane stalks, Porto Rico:—continental South America.

2. **Aspergillus flavus** Link, Ges. Nat. Freunde Berlin Mag. 3: 16. 1809.

On *Pseudococcus Sacchari*, Porto Rico:—continental North America.

A common mold of tobacco, cloth, culture media and decaying vegetable matter.

3. **Aspergillus herbariorum** (Weber) Fischer in E. & P. Nat. Pfl. 1: 301.

Mucor herbariorum Weber; Wiggs. Pr. Fl. Holsat. 111. 1780.

On dried specimens in herbaria, Porto Rico:—continental America; Europe; Asia; Africa; Australia.

4. **Aspergillus niger** Van Tiegh. Ann. Sci. Nat. V. 8: 240. 1867.

Isolated from soil; also occurring as a citrus fruit rot and on plant material in damp chamber, Porto Rico:—Europe.

5. **Aspergillus roseus** (Pers.) Link; Berk. Engl. Fl. 5²: 340. 1836.

Monilia rosea Pers. Disp. Meth. Fung. 40. 1797.

Isolated from soil, Porto Rico:—Europe.

6. **Aspergillus terreus** Thom, Am. Jour. Bot. 5: 85. 1918.

On musty tobacco in Porto Rico:—continental North America.

2. **CERATOCARPIA** Rolland, Bull. Soc. Myc. Fr. 12: 2. 1896.

Perisporiopsis Stevens, Trans. Ill. Acad. Sci. 10: 170. 1917. Not *Perisporiopsis* P. Henn. Hedwigia 43: 83. 1904.

1. **Ceratocarpia Wrightii** (Berk. & Curt.) Toro, comb. nov.

Perisporium Wrightii Berk. & Curt. Grevillea 4: 157. 1875.

Perisporiopsis Wrightii Stevens, l. c.

On *Opuntia* sp., Porto Rico:—continental North America.

3. **PENICILLIUM** Link, in Willd. Sp. Pl. 6⁴: 69. 1824.

1. **Penicillium crustaceum** (L.) Fries, Summa. Veg. Scand. 489. 1849.

Mucor crustaceus L. Sp. Pl. Ed. 2. 1656. 1763.

On dead plant material, Porto Rico:—Europe.

2. **Penicillium digitatum** (Pers.) Sacc. Fungi Ital. 894. 1881.

Monilia digitata Pers. Syn. Fung. 693. 1801.

On fruit of species of *Citrus*. Common in all the citrus districts of Porto Rico:—Europe.

3. **Penicillium divaricatum** Thom, U. S. Dept. Agr. Bur. Anim. Ind. Bull. 118: 72. 1910.

Isolated from soil, Porto Rico:—continental North America.

4. **Penicillium italicum** Wehmer, Hedwigia 33: 211. 1894.

On fruit of species of *Citrus*, Porto Rico:—Europe.

5. **Penicillium lilacinum** Thom, U. S. Dept. Agr. Bur. Pl. Ind. Bull. 118: 73. 1910.

Isolated from soil, Porto Rico:—continental North America.

6. **Penicillium luteum** Zukal, Sitz.-ber. Akad. Wien 48: 561. 1889.

Isolated from soil, Porto Rico:—Europe; continental North America.

Order 4. **HEMISPHERIALES.**

FRED J. SEAVER AND RAFAEL A. TORO.

This order of black molds is characterized by possessing perithecia which are flat and shield-shaped instead of globose or subglobose. The perithecia are for the most part superficial as in the Perisporiales. of shield radiate structure.

Mycelium filamentous or absent, thiriothecia superficial and free.	Fam. 1. MICROTHYRIACEAE.
Mycelium forming a membrane of radiate structure.	Fam. 2. TRICHOPELTACEAE.
Shield not of radiate structure.	Fam. 3. HEMISPHERACEAE.

Family 1. **MICROTHYRIACEAE.**

1. **AMAZONIA** Theiss. Ann. Myc. **11**: 499. 1913.

1. **Amazonia asterinoides** (Winter) Theiss. l. c.

Meliola asterinoides Winter, Hedwigia **25**: 96. 1886.

On *Pothomorphe peltata* (L.) Miq. [*Piper peltatum* L.], St. Thomas:—West Africa.

2. **ASTERINA** Lév. Ann. Sci. Nat. III. **3**: 59. 1845.

1. **Asterina acanthopoda** Speg. Anal. Soc. Ci. Argent. **26**: 49. 1888.

On *Psychotria* sp., Porto Rico:—continental South America.

2. **Asterina Arnaudia** Ryan, Mycologia **16**: 184. 1924.

On *Passiflora multiflora* L., *Passiflora sexflora* A. Juss., Porto Rico:—endemic.

3. **Asterina Camelliae** Syd. & Butl. Ann. Myc. **9**: 389. 1911.

On *Miconia* sp. Erroneously reported on *Miconia splendens* (Sw.) Triana, Porto Rico:—India.

4. **Asterina carbonacea** Cooke, Grevillea **8**: 96. 1880. var. **Anacardii** Ryan, Mycologia **16**: 186. 1924.

On *Anacardium* sp., *Miconia prasina* (Sw.) DC., Porto Rico:—variety endemic.

5. **Asterina Chrysophylli** P. Henn. Hedwigia **48**: 12. 1908.

On *Miconia prasina* (Sw.) DC., *Chrysophyllum oliviforme* L., Porto Rico:—continental South America.

6. **Asterina Coccolobae** Ferd. & Winge, Bot. Tidssk. **29**: 10. 1908.

On *Coccolobis uvifera* (L.) Jacq., St. Croix:—endemic.

7. **Asterina Colubrinae** Ellis & Kelsey, Bull. Torrey Club **24**: 207. 1897.

On *Colubrina reclinata* (L'Her.) Brongn., St. Croix:—endemic.

8. **Asterina coriacella** Speg. (?) Bol. Acad. Ci. Cordoba **11**: 560. 1889.

Asterina diplocarpa var. *cestricola* Ryan, Mycologia **16**: 187. 1924.

On *Cestrum laurifolium* L'Her., *Cestrum macrophyllum* Vent., Porto Rico; St. Jan:—continental South America.

9. **Asterina correacola** Cooke & Masee, Grevillea **16**: 5. 1887.

On *Miconia prasina* (Sw.) DC., Porto Rico:—Australia.

10. **Asterina dilabens** Syd. Ann. Myc. **2**: 168. 1904.

On *Rhytidophyllum auriculatum* Hook., *Solanum rugosum* Dunal, *Tetrazygia elaeagnoides* (Sw.) DC., Porto Rico:—continental South America.

Var. **Hilliae** Ryan, Mycologia **16**: 187. 1924.

On *Hillia parasitica* Jacq., Porto Rico:—variety endemic.

11. **Asterina diplocarpa** Cooke, *Grevillea* **10**: 129. 1882.
Asterina Sidae Earle, *Bull. N. Y. Bot. Gard.* **3**: 310. 1905.
Asterinia sidicola Ryan, *Mycologia* **16**: 181. 1924.
 On *Sida carpinifolia* L.f., *Abutilon* sp.,—Porto Rico:—continental South America.
12. **Asterina Drypetis** Ryan, *Mycologia* **16**: 180. 1924.
 On *Drypetes lateriflora* (Sw.) Urban, Porto Rico:—endemic.
13. **Asterina Elaeocarpi** Syd. *Abh. Zool.-bot. Ges. Wien* **73**: 73.
 On *Herpetica alata* (L.) Raf., Porto Rico.
14. **Asterina Fawcetti** Ryan, *Mycologia* **16**: 180. 1924.
 On *Eugenia burifolia* (Sw.) Willd., Mona Island:—endemic.
15. **Asterina Genipae** Ryan, *Mycologia* **16**: 180. 1924.
 On *Gcnipa americana* L., Porto Rico:—endemic.
16. **Asterina guianensis** Ryan, *Mycologia* **16**: 182. 1924.
 On *Tamonea guianensis* Aubl., Porto Rico:—endemic.
17. **Asterina Hippocrateae** Ryan, *Mycologia* **16**: 181. 1924.
 On *Hippocratea volubilis* L., Porto Rico:—endemic.
18. **Asterina inaequalis** Mont. *Ann. Sci. Nat.* **IV**. **5**: 340. 1856.
Asterina nodulosa Speg. *Bol. Acad. Ci. Cordoba* **11**: 561. 1889.
 On *Hirtella triandra* Sw., Porto Rico:—continental South America.
19. **Asterina Ixorae** Ryan, *Mycologia* **16**: 182. 1924.
 On *Ixora ferrea* (Jacq.) Benth., Porto Rico:—endemic.
20. **Asterina Kernii** Toro, *Mycologia* **17**: 133. 1925.
 On *Brunellia comocladifolia* H. & B., Porto Rico:—endemic.
21. **Asterina Melastomacearum** Ryan, *Mycologia* **16**: 186. 1924.
 On *Miconia racemosa* (Aubl.) DC. (Erroneously reported on *Miconia impetio-*
laris (Sw.) D. Don), Porto Rico:—endemic.
22. **Asterina Myrciae** Ryan, *Mycologia* **16**: 186. 1924.
 On *Eugenia* sp., *Myrcia splendens* (Sw.) DC., Porto Rico:—endemic.
23. **Asterina passifloricola** Ryan, *Mycologia* **16**: 183. 1924.
 On *Passiflora* sp., Porto Rico:—endemic.
24. **Asterina portoricensis** Ryan, *Mycologia* **16**: 185. 1924.
 On *Solanum* sp., Porto Rico:—endemic.

25. **Asterina Psidii** Ryan, *Mycologia* **16**: 185. 1924.
On *Psidium Guajava* L., Porto Rico:—endemic.
26. **Asterina Psychotriae** Ryan, *Mycologia* **16**: 185. 1924.
On *Psychotria pubescens* Sw., Porto Rico:—endemic.
27. **Asterina punctiformis** Lév. *Ann. Sci. Nat.* III. **5**: 267. 1846.
On *Gesneria* sp., Porto Rico:—Java.
28. **Asterina Racemosae** Ryan, *Mycologia* **16**: 182. 1924.
Asterina miconicola Ryan, *Mycologia* **16**: 182. 1924.
On *Miconia racemosa* (Aubl.) DC., (Erroneously reported on *Miconia Sintenisii* Cogn., and *Miconia impetolaris* (Sw.) D. Don), Porto Rico:—endemic.
29. **Asterina Schroeteri** (Rehm) Theiss. *Ann. Myc.* **10**: 167. 1912.
Seynesia Schroeteri Rehm, *Hedwigia* **37**: 326. 1898.
On *Chrysobalanus Icaco* L., *Chrysobalanus* sp., Porto Rico:—continental South America.
30. **Asterina solanicola** Berk. & Curt. *Jour. Linn. Soc.* **10**: 374. 1868.
Asterina triloba Earle, *Bull. N. Y. Bot. Garden* **3**: 310. 1905.
On *Cestrum laurifolium* L'Her., *C. macrophyllum* Vent., *Pavonia spinifex* (L.) Cav. and *Clusia Gundlachii* Stahl, Porto Rico:—Cuba.
31. **Asterina spathulata** (Ryan) nom. nov.
Asterina Miconiae Ryan, *Mycologia* **16**: 181. 1924. Not *A. Miconiae* Theiss. *Ann. Myc.* **11**: 440. 1913.
On *Miconia racemosa* (Aubl.) DC., *M. thomasi* DC., Porto Rico:—endemic.
32. **Asterina Sydowiana** Ryan, *Mycologia* **16**: 184. 1924.
On *Micropholis* sp., Porto Rico:—endemic.
33. **Asterina Tacsoniae** Pat. *Bull. Soc. Myc. Fr.* **9**: 147. 1893. var. **Passiflorae** Ryan, *Mycologia* **16**: 183. 1924.
On *Passiflora suberosa* L., Porto Rico:—variety endemic.
34. **Asterina Tetrazygiae** Ryan, *Mycologia* **16**: 183. 1924.
On *Tetrazygia elaeagnoides* (Sw.) DC., *Tetrazygia* sp., Porto Rico:—endemic.
35. **Asterina Theissenia** Ryan, *Mycologia* **16**: 187. 1924.
On *Miconia rubiginosa* (Bonpl.) DC., Porto Rico:—endemic.
36. **Asterina transiens** Theiss. *Abh. Zool.-bot. Ges. Wien* **73**: 42. 1913.
On *Miconia racemosa* (Aubl.) DC., Porto Rico:—Brazil.
37. **Asterina vagans** Speg. *Anal. Soc. Ci. Argent.* **26**: 48. 1888.
On *Tournefortia laurifolia* Vent., Porto Rico:—continental South America.

38. **Asterina versipoda** Ryan, *Mycologia* **16**: 188. 1924.

On unknown host, Porto Rico:—endemic.

DOUBTFUL SPECIES.

- ASTERINA EUGENIAE** (Mont.) Sacc. *Syll. Fung.* **1**: 49. 1882.

Dothidea Eugeniae Mont. *Ann. Sci. Nat.* **II**. **8**: 359. 1837.

This is apparently the first fungus reported from Porto Rico. No material is available for study and its identity is therefore doubtful.

3. **ASTERINELLA** Theiss. *Ann. Myc.* **10**: 160. 1912.

1. **Asterinella cylindrotheca** (Speg.) Theiss. *Broteria* **10**: 114. 1912.

Asterina cylindrotheca Speg. *Bol. Acad. Ci. Cordoba* **11**: 183. 1889.

On *Eugenia* sp., Porto Rico:—continental South America.

2. **Asterinella Hippeastri** Ryan, *Mycologia* **16**: 188. 1924.

On *Hippocratea volubilis* L. (Erroneously reported as *Hippeastrum* sp.), Porto Rico:—endemic.

3. **Asterinella Ixorae** Ryan, *Mycologia* **16**: 189. 1924.

On *Ixora ferrea* (Jacq.) Benth., Porto Rico:—endemic.

4. **Asterinella Melastomacearum** Ryan, *Mycologia* **16**: 189. 1924.

On Melastomaceae, Porto Rico:—endemic.

5. **Asterinella Phoradendri** Ryan, *Mycologia* **16**: 189. 1924.

On *Phoradendron racemosum* (Aubl.) Krug & Urban, Porto Rico:—endemic.

4. **AULOGRAPHUM** Lib. *Crypt. Ard.* **272**. 1834.

1. **Aulographum Cestri** Ryan, *Mycologia* **16**: 190. 1924.

On *Cestrum* sp., Porto Rico:—endemic.

2. **Aulographum culmigenum** Ellis, *Bull. Torrey Club* **8**: 65. 1881.

On *Miconia laevigata* (L.) DC., Porto Rico:—continental North America.

3. **Aulographum melioloides** Cooke & Masee, *Grevillea* **18**: 6. 1889.

On *Mammea americana* L., Porto Rico:—Australia.

5. **CALOTHYRIUM** Theiss. *Ann. Myc.* **10**: 160. 1912.

This genus may be identical with *Microthyrium*.

1. **Calothyrium Hippocratea** Ryan, *Mycologia* **16**: 179. 1924.

On *Hippocratea volubilis* L., Porto Rico:—endemic.

2. **Calothyrium Ingae** Ryan, *Mycologia* **16**: 179. 1924.

On *Inga Inga* (L.) Britton [*Inga vera* Willd.], Porto Rico:—endemic.

3. **Calothyrium Psychotriae** Ryan, *Mycologia* **16**: 179. 1924.
On *Psychotria* sp., Porto Rico:—endemic.
6. **CAUDELLA** Syd. Ann. Myc. **14**: 90. 1916.
1. **Caudella Psidii** Ryan, *Mycologia* **16**: 179. 1924.
On *Psidium Guajava* L., Porto Rico:—endemic.
7. **ECHIDNODELLA** Theiss. & Syd. Ann. Myc. **15**: 250. 1917.
1. **Echidnodella Fourcroyae** Ryan, *Mycologia* **16**: 195. 1924.
On *Furcraea tuberosa* Ait. f., Porto Rico:—endemic.
2. **Echidnodella Melastomacearum** Ryan, *Mycologia* **16**: 195. 1924.
On *Miconia rubiginosa* (Bonpl.) DC., *Miconia* sp., Porto Rico:—endemic.
3. **Echidnodella Miconiae** Ryan, *Mycologia* **16**: 195. 1924.
On *Miconia laevigata* (L.) DC., Porto Rico:—endemic.
4. **Echidnodella Myrciae** Ryan, *Mycologia* **16**: 195. 1924.
On *Myrcia splendens* (Sw.) DC., Porto Rico:—endemic.
5. **Echidnodella Rondeletiae** Ryan, *Mycologia* **16**: 195. 1924.
On *Rondeletia* sp., Porto Rico:—endemic.
8. **ECHIDNODES** Theiss. & Syd. Ann. Myc. **15**: 422. 1917.
1. **Echidnodes Bromeliacearum** (Rehm) Theiss. & Syd. Ann. Myc. **15**: 422. 1917
Lembosia Bromeliacearum Rehm, *Hedwigia* **39**: 210. 1900.
Echidnodes Bromeliae Ryan, *Mycologia* **16**: 194. 1924.
On Bromeliaceae, Porto Rico:—continental South America.
2. **Echidnodes Mammeae** Ryan, *Mycologia* **16**: 194. 1924.
On *Mammea americana* L., Porto Rico:—endemic.
3. **Echidnodes microspora** (Chardon) comb. nov.
Lembosia microspora Chardon, *Mycologia* **13**: 282. 1921.
The fungus falls under *Echidnodes* rather than in *Lembosia* since the mycelium has no hyphopodia.
On *Ocotca leucoxyton* (Sw.) Mez., Porto Rico:—endemic.
9. **ENGLERULASTER** Höhn. Sitz.-ber. Akad. Wien. **119**: 62. 1910.
1. **Englerulaster asperulispora** (Gaill.) Theiss. Ann. Myc. **10**: 171. 1912.
Asterina asperulispora Gaill. Bull. Soc. Myc. Fr. **13**: 180. 1897.
On *Ilex nitida* (Vahl) Maxim, Porto Rico:—continental South America.
10. **LEMBOSIA** Lév. Ann. Sci. Nat. III. **3**: 58. 1845.
1. **Lembosia Coccolobae** Earle, Bull. N. Y. Bot. Gard. **3**: 301. 1905. On *Coccolobis uvifera* (L.) Jacq., Porto Rico:—endemic.

2. **Lembosia Dendrochili** Lév. Ann. Sci. Nat. III. 3: 59. 1845.
Lembosia Agaves Earle, Muhlenbergia 1: 15. 1901.
Reported on leaves of *Agave sisalana* Perrine, Porto Rico:—Java.
 3. **Lembosia Melastomatium** Mont. Ann. Sci. Nat. IV. 5: 373. 1856.
Lembosia diffusa Winter, Hedwigia 24: 30. 1885.
On species of *Miconia*, Porto Rico:—continental South America.
 4. **Lembosia Philodendri** P. Henn. Hedwigia 43: 89. 1904.
On *Coccolobis uvifera* (L.) Jacq., Porto Rico:—continental South America.
 5. **Lembosia portoricensis** Ryan, Mycologia 16: 190. 1924.
On *Coccolobis laurifolia* Jacq., Porto Rico:—endemic.
 6. **Lembosia Rapaneae** Ryan, Mycologia 16: 190. 1924.
On *Rapanea* sp., Porto Rico:—endemic.
 7. **Lembosia Rolliniaie** Rehm, Ann. Myc. 11: 442. 1913.
On *Tamonea guianensis* Aubl., Porto Rico:—continental South America.
 8. **Lembosia Sclerolobii** P. Henn. Hedwigia 43: 265. 1904.
On *Miconia* sp., Porto Rico:—continental South America.
 9. **Lembosia Sepotae** Ryan, Mycologia 16: 191. 1924.
On *Calophyllum antillanum* Britton, Porto Rico:—endemic.
 10. **Lembosia tenella** Lév. Ann. Sci. Nat. III. 3: 58. 1845.
On *Coccolobis uvifera* (L.) Jacq., Porto Rico:—Tahiti; Ceylon.
11. **LEMBOSIDIUM** Speg. Bol. Acad. Ci. Cordoba 26: 342. 1923.
1. **Lembosidium portoricense** Speg. Bol. Acad. Ci. Cordoba 26: 342. 1923.
Described from living leaves of *Coccolobis pirifolia* Desf., Porto Rico:—endemic.
12. **MICROTHYRIUM** Desm. Ann. Sci. Nat. II. 15: 137. 1841.
1. **Microthyrium Calophylli** Ryan, Mycologia 16: 179. 1924.
On *Calophyllum* sp., Porto Rico:—endemic.
 2. **Microthyrium Lagunculariae** Winter; Rab.-Wint.-Paz. Fungi Eu. 3653; Hedwigia 29: 159. 1890.
On *Laguncularia racemosa* (L.) Gaertn., Porto Rico:—continental South America.
 3. **Microthyrium Urbani** Bres. in Engler, Bot. Jahrb. 17: 500. 1893.
On *Schaefferia frutescens* Jacq., Porto Rico:—endemic.
13. **MORENOELLA** Speg. Anal. Soc. Ci. Argent. 19: 258. 1885.
1. **Morenoella Calami** Rac. Parasit. Algen und Pilze Java's 3: 28. 1900.
On *Crescentia Cujete* L., Orchidaceae, Porto Rico:—Java.

2. **Morenoella Cestri** Ryan, *Mycologia* **16**: 192. 1924.
On unknown host, Porto Rico:—endemic.
3. **Morenoella decalvans** (Pat.) Theiss.; Ryan, *Mycologia* **16**: 192. 1916.
Lembosia decalvans Pat. Ann. Jard. Bot. Buitenzorg 1897: 122.
On unknown host, Porto Rico:—Java.
4. **Morenoella decalvans** var. **Laugeriae** Ryan, *Mycologia* **16**: 193. 1924.
On *Laugeria resinosa* Vahl, Porto Rico:—variety endemic.
5. **Morenoella decalvans** var. **Rondeletiae** Ryan, *Mycologia* **16**: 192. 1924.
On *Rondeletia* sp., Porto Rico:—variety endemic.
6. **Morenoella decalvans** var. **Stigmatophylli** Ryan, *Mycologia* **16**: 193. 1924.
On *Stigmaphyllon* [*Stigmatophyllum*] sp., Porto Rico:—variety endemic.
7. **Morenoella dothideoides** (Ellis & Ev.) Höhn. Sitz.-ber. Akad. Wien. **118**:—7. 1909.
Asteridium dothideoides Ellis & Ev. Bull. Torrey Club **22**: 436. 1895.
On *Miconia racemosa* (Aubl.) DC., Porto Rico:—continental North America.
8. **Morenoella dothideoides** var. **impetiolearis** Ryan, *Mycologia* **16**: 192. 1924.
On *Miconia prasina* (Sw.) DC., Porto Rico:—variety endemic.
9. **Morenoella gigantea** Ryan, *Mycologia* **16**: 194. 1924.
On *Miconia prasina* (Sw.) DC., Porto Rico:—variety endemic.
10. **Morenoella Laugeriae** Ryan, *Mycologia* **16**: 192. 1924.
On *Laugeria resinosa* Vahl, Porto Rico:—endemic.
11. **Morenoella Melastomacearum** Ryan, *Mycologia* **16**: 194. 1924.
On Melastomaceae, Porto Rico:—endemic.
12. **Morenoella Miconiae** Ryan, *Mycologia* **16**: 191. 1924.
On *Miconia prasina* (Sw.) DC., *Tamonea macrophylla* (D. Don) Krasser, Porto Rico:—endemic.
13. **Morenoella miconicola** Ryan, *Mycologia* **16**: 191. 1924.
On *Miconia prasina* (Sw.) DC., Porto Rico:—endemic.
14. **Morenoella Pothodei** var. **laevigatae** Ryan, *Mycologia* **16**: 193. 1924.
On *Miconia laevigata* (L.) DC., Porto Rico:—variety endemic.
15. **Morenoella portoricensis** Speg. Bol. Acad. Ci. Cordoba **26**: 343. 1923.
On *Ocotea leucoxyton* (Sw.) Mez., Porto Rico:—endemic.
16. **Morenoella Psychotriae** Ryan, *Mycologia* **16**: 194. 1924.
On unknown host, Porto Rico:—endemic.

17. **Morenoella Whetzelii** Toro, *Mycologia* **17**: 134. 1925.
On *Elsota* sp., [reported as *Securidaea volubilis* L.], Porto Rico:—endemic.

14. **SEYNESIA** Sacc. *Syll. Fung.* **2**: 668. 1883.

1. **Seynesia Coccolobae** Ryan, *Mycologia* **16**: 178. 1924.
On *Coccolobis laurifolia* Jacq., Porto Rico:—endemic.
2. **Seynesia Cordiae** Ryan, *Mycologia* **16**: 178. 1924.
On *Cordia sulcata* DC., Porto Rico:—endemic.

Family 2. **TRICHOPELTACEAE.**

1. **TRICHOPELTIS** Speg. *Bol. Acad. Ci. Cordoba* **11**: 571. 1889.

1. **Trichopeltis reptans** (Berk. & Curt.) Speg. *Bol. Acad. Ci. Cordoba* **11**: 574. 1889.
Asterina reptans Berk. & Curt. *Jour. Linn. Soc.* **10**: 373. 1868.
On living leaves of *Philodendron Krebsii* Schott, Porto Rico:—continental South America.

Family 3. **HEMISPHAERIACEAE.**

1. **ASTERIDIPELLINA** nom. nov.

Asteridium Speg. *Bol. Acad. Ci. Cordoba* **26**: 348. 1923. Not *Asteridium* Sacc. 1891.

1. **Asteridiellina portoricensis** (Speg.) comb. nov.
Asteridium portoricense Speg. loc. cit.

The genus *Asteridium* Speg. is untenable because the name was preoccupied by *Asteridium* Sacc. which according to v. Höhnelt is a synonym of *Meliola* Fries. On living leaves of *Ocotea leucoxyloides* (Sw.) Mez., Porto Rico:—endemic.

2. **CLYPEOLUM** Speg. *Anal. Soc. Ci. Argent.* **12**:—[54]. 1881.

1. **Clypeolum scutelliforme** Rehm, *Hedwigia* **37**: 322. 1898.
On undetermined host, Porto Rico:—continental South America.

3. **MICROPELTIDIUM** Speg. *Bol. Acad. Ci. Cordoba* **26**: 350. 1823.

1. **Micropeltidium monense** Speg. *Bol. Acad. Ci. Cordoba* **26**: 351. 1923.
On living leaves of *Amyris elemifera* L., Mona Island:—endemic.
2. **Micropeltidium portoricense** Speg. *Bol. Acad. Ci. Cordoba* **26**: 351. 1923.
On living leaves of *Comocladia glabra* (Schultes) Spreng., Porto Rico:—endemic.

4. **MICROPELTIS** Mont. *Pl. Cell. Cuba* 325. 1838.

1. **Micropeltis aeruginascens** Rehm, *Ascomycetes* 2074. 1913. (hyponym)
On *Rourea surinamensis* Miq., Porto Rico:—Philippine Islands.
2. **Micropeltis albo-marginata** Speg. *Bol. Acad. Ci. Cordoba* **11**: 572. 1889.
On undetermined host, Porto Rico:—endemic.

3. **Micropeltis Marattiae** P. Henn. Hedwigia **34**: 13. 1895.
On *Adiantum latifolium* Lam., Porto Rico:—Natal.
5. **SCOLECOPELTELLA** Speg. Bol. Acad. Ci. Cordoba **26**: 354. 1923.
1. **Scolecopeltella microcarpa** Speg. Bol. Acad. Ci. Cordoba **26**: 354. 1923.
On living leaves of *Philodendron Krebsii* Schott, Porto Rico:—endemic.
2. **Scolecopeltella portoricensis** Speg. Bol. Acad. Ci. Cordoba **26**: 354. 1923.
On living leaves of *Dipholis salicifolia* (L.) A. DC., Porto Rico:—endemic.
6. **SCOLECOPELTIS** Speg. Bol. Acad. Ci. Cordoba **11**: 574. 1889.
1. **Scolecopeltis Cestri** Toro, Mycologia **17**: 137. 1925.
On *Cestrum* sp. associated with *Aulographum Cestri*, Porto Rico:—endemic.
2. **Scolecopeltis Chardonii** Toro, Mycologia **17**: 138. 1925.
On *Maytenus elongata* (Urban) Britton, Porto Rico:—endemic.
3. **Scolecopeltis Ingae** Toro, Mycologia **17**: 138. 1925.
On *Inga Inga* (L.) Britton, *Inga laurina* (Sw.) Willd., Porto Rico:—endemic.
4. **Scolecopeltis Ionopsidis** Toro, Mycologia **17**: 137. 1925.
On *Ionopsis utricularioides* (Sw.) Lindl., Porto Rico:—endemic.
5. **Scolecopeltis longispora** (Earle) Toro, Mycologia **17**: 136. 1925.
Micropeltis longispora Earle, Bull. N. Y. Bot. Garden **3**: 311. 1905.
On *Coffea arabica* L., Porto Rico:—endemic.
6. **Scolecopeltis micropeltiformis** Toro, Mycologia **17**: 137. 1925.
On *Cascaria sylvestris* Sw., Porto Rico:—endemic.
7. **Scolecopeltis pachyasca** Speg. Bol. Acad. Ci. Cordoba **26**: 353. 1923.
On living leaves of *Coccolobis laurifolia* Jacq., Porto Rico:—endemic.
8. **Scolecopeltis portoricensis** Speg. Bol. Acad. Ci. Cordoba **26**: 352. 1923.
On living leaves of *Canella Winterana* (L.) Gaertn., Porto Rico:—endemic.

Order 5. PERISPORIALES.

The order includes the powdery mildews, few of which occur in the tropics, and the sooty molds which are very abundant in tropical lands, occurring mostly as epiphytes following insects and often destroying them.

- | | |
|--|-------------------------|
| Vegetative mycelium white. | Fam. 1. ERYSIPTACEAE. |
| Vegetative mycelium dark or occasionally wanting. | |
| Mycelial hyphae not slimy, septate, branched net-like; peridium parenchymatous, not slimy. | Fam. 2. PERISPORIACEAE. |
| Mycelium when septate, bound together into skein-like masses; perithecia composed of slimy rounded cells or of septate, slimy meridional hyphae. | Fam. 3. CAPNODIACEAE. |

Family 1. **ERYSIPHACEAE.**

1. **ERYSIPHE** DC. Fl. Fr. 2: 272. 1805.

1. **Erysiphe Cichoracearum** DC. Fl. Fr. 2: 274. 1805.

On *Cosmos caudatus* H. B. K., *Eupatorium microstemon* Cass., *Solanum torvum* Sw., Porto Rico:—continental North America; Europe; Asia; Africa.

2. **Erysiphe communis** (Wallr.) Fries, Summa Veg. Scand. 406. 1849.

Alphitomorpha communis Wallr. Fl. Crypt. Ger. 2: 758. 1833.

On *Sida* sp., St. Croix; St. Jan:—widely distributed.

3. **Erysiphe Galeopsidis** DC. Fl. Fr. 6: 108. 1815.

On *Eupatorium microstemon* Cass., Porto Rico:—continental North America; Europe; Asia.

4. **Erysiphe Malachrae** Seaver, sp. nov.

Mycelium scant but covering the greater part of the upper side of the leaf, giving it a whitish appearance, the tissue of the leaf being slightly discolored; perithecia numerous, at first white, becoming pale brown, subglobose, reaching a diameter of 60–75 μ , almost devoid of appendages, usually containing three asci; asci ellipsoid, about 30 \times 40 μ , apparently 5-spored; spores ellipsoid, about 14 \times 20 μ , hyaline.

On living leaves of *Malachra capitata* L., Porto Rico:—endemic.

This species is unique in many ways so that its position in the genus is open to question although it is undoubtedly one of the Erysiphaceae. The perithecia are unusually small, almost devoid of appendages and at most only pale brown instead of black. So far as we are aware this is the only member of the family reported from Porto Rico with the ascigerous stage developed at all. Later collections may give us more detailed information on the species and its relationship.

5. **Erysiphe Polygoni** DC. Fl. Fr. 2: 273. 1805.

On *Arracacia xanthorrhiza* Bancr., *Dutremeza occidentalis* (L.) Britton & Rose [*Cassia occidentalis* L.], *Emelista tora* (L.) Britton & Rose [*Cassia tora* L.], *Dahlia* sp., *Phaseolus adenanthus* G. F. W. Mey., *P. lathyroides* L., *P. vulgaris* L.; also reported by Stevenson on *Chamaecrista acschinomene* (DC.) Greene, *C. diphylla* (L.) Greene, *Pisum sativum* L., *Vigna repens* (L.) Kuntze., *V. unguiculata* (L.) Walp., Porto Rico; *Phaseolus* sp., Mona Island:—continental North America; Europe; Asia; Africa; Australia.

2. **MICROSPHAERA** Lév. Ann. Sci. Nat. III. 15: 381. 1851.

1. **Microsphaera diffusa** Cooke & Peck, Jour. Bot. 10: 13. 1872.

On *Crotalaria retusa* L., *Manihot Manihot* (L.) Cockerell, *Meibomia scorpiurus* (Sw.) Kuntze, *M. supina* (Sw.) Kuntze; also reported by Stevenson on *Meibomia adscendens* (Sw.) Kuntze, *M. purpurea* (Mill.) Vail [*M. tortuosa* (Sw.) Kuntze], Porto Rico; *Meibomia* sp., Mona Island:—continental North America.

The specific determination of the fungus is somewhat doubtful since in most cases the conidial stage only has been found.

2. **Microsphaera Euphorbiae** Peck, Ann. Rep. N. Y. State Mus. 26: 80. 1874.

On *Chamaesyce hyssopifolia* (L.) Small, *C. hypericifolia* (L.) Millsp.; also reported by Stevenson on *Hibiscus sabdariffa* L., *Manihot Manihot* (L.) Cockerell, Porto Rico; *Chamaesyce hypericifolia* (L.) Millsp., Mona Island:—continental North America.

This like the preceding species is known from Porto Rico only in its conidial stage.

3. **SPHAEROTHECA** Lév. Ann. Sci. Nat. III. 15: 138. 1851.

1. **Sphaerotheca Humuli** (DC.) Burr. Bull. Ill. State Lab. Nat. Hist. 2: 400. 1887.

Erysiphe Humuli DC. Fl. Fr. 6: 106. 1815.

On *Bidens pilosa* L. [*Bidens leucantha* (L.) Willd.], *B. reptans* (L.) G. Don, *Cosmos* sp., *Melanthera canescens* (Kuntze) O. E. Schultz, *Rosa* sp. (cult.), *Verbena* sp. (cult.); also reported by Stevenson on *Ocimum micranthum* Willd., Porto Rico:—continental North America; Europe; Asia.

Most Porto Rican specimens show conidia only.

Family 2. **PERISPORIACEAE.**

FRED J. SEAVER AND RAFAEL A. TORO.

1. **APPENDICULELLA** Höhn. Sitz.-ber. Akad. Wien 128: 556. 1919.

1. **Appendiculella arecibensis** (Stevens) Toro, Mycologia 17: 144. 1925.

Meliola arecibensis Stevens, Ill. Biol. Monog. 2⁴: 23. 1916.

On *Acalypha bisetosa* Bert., Porto Rico:—endemic.

2. **Appendiculella calostroma** (Desm.) Höhn. Sitz.-ber. Akad. Wien 128: 556. 1919.

Sphaeria calostroma Desm. Bull. Soc. Bot. Fr. 4: 1011. 1857.

Chaetosphaeria calostroma Sacc. Syll. Fung. 2: 95. 1883.

Meliola manca Ellis & Mart. Am. Nat. 17: 1284. 1883.

Meliola sanguinea Ellis & Ev. Jour. Myc. 2: 42. 1886.

Meliola Puiggarii Speg. Bol. Acad. Ci. Cordoba 11: 492. 1889.

Meliola rubicola P. Henn. Hedwigia 43: 140. 1904.

Meliola calostroma Höhn. Ann. Myc. 15: 363. 1917.

Irene manca Theiss. & Syd. Ann. Myc. 15: 461. 1917.

Irene Puiggarii Doidge, Trans. Roy. Soc. South Africa 9: 122. 1919.

On *Myrica cerifera* L., *Rubus* sp., Porto Rico:—continental North and South America; Europe; Asia.

3. **Appendiculella Calophylli** (Stevens) Toro, Mycologia 17: 144. 1925.

Meliola Calophylli Stevens, Ill. Biol. Monog. 2⁴: 22. 1916.

On *Calophyllum antillanum* Britton [*Calophyllum Calaba* Jacq. not L.], Porto Rico:—endemic.

4. **Appendiculella compositarum** (Earle) Toro, Mycologia 17: 144. 1925.

Meliola compositarum Earle, Bull. New York Bot. Garden 3: 306. 1905.

On *Mikania cordifolia* (L. f.) Willd., *Osmia odorata* (L.) Sch. Bip. [*Eupatorium odoratum* L.], Porto Rico:—endemic.

5. **Appendiculella compositarum portoricensis** (Stevens) comb. nov.

Meliola compositarum var. *portoricensis* Stevens, Ill. Biol. Monog. 2⁴: 22. 1916.

On *Eupatorium dolicholepis* (Urban) Britton, *Critonia portoricensis* (Urban) Britton & Wilson, Porto Rico:—endemic.

6. **Appendiculella tuberculata** (Stevens) Toro, Mycologia 17: 144. 1925.

Meliola tuberculata Stevens, Ill. Biol. Monog. 2⁴: 22. 1916.

On unknown host, Porto Rico:—endemic.

2. **DIMERIELLA** Speg. Rev. Mus. La Plata 15: 12. 1908.

1. **Dimeriella Cordiae** (P. Henn.) Theiss. Beih. Bot. Centr. 29²: 67. 1912.

Dimerosporium Cordiae P. Henn. Hedwigia 48: 4. 1908.

On *Cordia sulcata* DC., Porto Rico:—continental South America.

2. **Dimeriella fumagina** (Dearn. & Barth.) Stevens; Stevenson, Jour. Dept. Agr. Porto Rico **2**: 136. 1918.
Asterina fumagina Dearn. & Barth. Mycologia **9**: 349. 1917.
Dimeriella Olyrae Stevens, Trans. Ill. Acad. Sci. **10**: 167. 1917.
 On *Olyra latifolia* L., also reported by Stevenson on *Lasiacis Sloanei* (Griseb.) Hitchc., Porto Rico:—endemic.

3. **DIMERINA** Theiss. Ann. Myc. **10**: 5. 1912.

1. **Dimerina eutricha** (Sacc. & Berl.) Theiss. Beih. Bot. Centr. **29**²: 65. 1912.
Dimerosporium eutrichum Sacc. & Berl. Rev. Myc. **7**: 156. 1885.
 On *Meliola Psychotriæ* and *Meliola hyptidicola*, Porto Rico:—continental South America.
2. **Dimerina Jacquiniæ** Garman, Mycologia **7**: 337. 1915.
Dimerina monensis Stevens, Bot. Gaz. **69**: 254. 1920.
 On *Jacquinia Barbasco* (Loefl.) Mez., Mona Island:—endemic.
 The two above named species were based on the same collection number apparently by mistake.

4. **DIMERIOPSIS** Stevens, Trans. Ill. Acad. Sci. **10**: 171. 1917.

1. **Dimeriopsis arthrostylidicola** Stevens, Trans. Ill. Acad. Sci. **10**: 171. 1917.
 On *Arthrostylidium sarmentosum* Pilger, Porto Rico:—endemic.

5. **DIMERIUM** Authors not Sacc. & Syd. in Sacc. Syll. Fung. **17**: 537. 1905.

1. **Dimerium piceum** (Berk. & Curt.) Theiss. Ann. Myc. **10**: 3. 1912.
Asterina picea Berk. & Curt. Jour. Linn. Soc. **10**: 374. 1868.
 On different species of *Meliola* on a variety of hosts, Porto Rico:—Cuba; continental South America.
 According to Theissen and Sydow, *Dimerosporium tropicale* Speg. is a synonym of the above.

2. **Dimerium Stevensii** Garman, Mycologia **7**: 337. 1915.
 On *Varronia corymbosa* (L.) Desv., Porto Rico:—endemic.

6. ***HALSTEDIA** Stevens, Bot. Gaz. **69**: 253. 1920.

1. **Halstedia portoricensis** Stevens, Bot. Gaz. **69**: 253. 1920.
 On *Sideroxylon foetidissimum* Jacq., Porto Rico:—endemic.

7. **HYALODERMA** Speg. Anal. Soc. Ci. Argent. **17**: 131. 1883.

1. **Hyaloderma piliderum** Pat. Bull. Soc. Myc. Fr. **4**: 102. 1888.
 On the mycelium of a *Meliola* on some grass, Porto Rico:—continental South America.

8. **IRENE** Theiss. & Syd. Ann. Myc. **15**: 194. 1917.

1. **Irene aibonitensis** (Stevens) Toro, Mycologia **17**: 140. 1925.
Meliola aibonitensis Stevens, Ill. Biol. Monog. **2**⁴: 16. 1916.
 On *Daphnopsis caribæa* Griseb., Porto Rico:—endemic.

* The position of this genus is uncertain and according to Stevens, it represents a transition between the Perisporiaceae on the one hand and the Dothideaceae.

2. **Irene cyclopoda** (Stevens) Toro, *Mycologia* **17**: 140. 1925.
Meliola cyclopoda Stevens, Ill. Biol. Monog. **2**⁴: 16. 1925.
 On *Pseudephantopus spicatus* (Juss.) Rohr., Porto Rico:—endemic.
3. **Irene glabra** (Berk. & Curt.) Toro, *Mycologia* **17**: 139. 1925.
Meliola glabra Berk. & Curt. Jour. Linn. Soc. **10**: 392. 1868.
 On *Piper aduncum* L., Porto Rico:—Cuba.
4. **Irene glabroides** (Stevens) Toro, *Mycologia* **17**: 142. 1925.
Meliola glabroides Stevens, Ill. Biol. Monog. **2**⁴: 18. 1916.
Meliola glabroides var. *Schlegeliae* Stevens, l.c.
 On *Nectandra patens* (Sw.) Griseb., *Schlegelia* sp., *Piper aduncum* L., *P. marginatum* L., *Sauvagesia erecta* L., *Solanum persicifolium* Dun., *S. rugosum* Dun.; *Valerianoides cayennense* (L. C. Rich.) Kuntze, Porto Rico:—endemic.
5. **Irene hyptidicola** (Stevens) Toro, *Mycologia* **17**: 139. 1925.
Meliola hyptidicola Stevens, Ill. Biol. Monog. **2**⁴: 16. 1916.
 On *Hyptis capitata* Jacq., *Hyptis lantanifolia* Poit., Porto Rico:—endemic.
6. **Irene irregularis** (Stevens) Toro, *Mycologia* **17**: 139. 1925.
Meliola irregularis Stevens, Ill. Biol. Monog. **2**⁴: 15. 1916.
 On *Hygrophila brasiliensis* (Spreng.) Lindau., Porto Rico:—endemic.
7. **Irene Lagunculariae** (Earle) Toro, *Mycologia* **17**: 141. 1925.
Meliola Lagunculariae Earle, *Muhlenbergia* **1**: 11. 1901.
 On *Laguncularia racemosa* (L.) Gaertn., Porto Rico:—endemic.
8. **Irene longipoda** (Gaill.) Toro, *Mycologia* **17**: 141. 1925.
Meliola longipoda Gaill. Bull. Soc. Myc. Fr. **8**: 178. 1892.
 On *Cordia nitida* Vahl, *Varronia corymbosa* (L.) Desv., Porto Rico:—continental South America.
9. **Irene Melastomacearum** (Speg.) Toro, *Mycologia* **17**: 141. 1925.
Meliola Melastomacearum Speg. Biol. Acad. Ci. Cordoba **11**: 494. 1889.
 On *Clidemia hirta* (L.) D. Don, *C. strigillosa* (Sw.) DC., *Miconia laevigata* (L.) DC., *Miconia prasina* (Sw.) DC., *M. impetiolearis* (Sw.) D. Don, *M. racemosa* (Aubl.) DC., Porto Rico:—continental South America.
10. **Irene Perseae** (Stevens) Toro, *Mycologia* **17**: 140. 1925.
Meliola Perseae Stevens, Ill. Biol. Monog. **2**⁴: 17. 1916.
 On *Persea Persea* (L.) Cockerell, Porto Rico:—endemic.
11. **Irene portoricensis** Toro, *Mycologia* **17**: 141. 1925.
 On *Acnistus arborescens* (L.) Schlecht., Porto Rico:—endemic.
12. **Irene seminata** (Berk. & Curt.) comb. nov.
Meliola seminata Berk. & Curt. Jour. Linn. Soc. **10**: 392. 1868.
Meliola glabra var. *Psychotriae* Stevens, Ill. Biol. Monog. **2**⁴: 14. 1916.
 On *Tontanea herbacea* (Lam.) Standley [*Coccospilum repens* Sw.], *Psychotria Berteriana* DC., *Psychotria pubescens* Sw., Porto Rico:—Cuba.

13. **Irene sepulta** (Pat.) Toro, *Mycologia* **17**: 139. 1925.
Meliola sepulta Pat.; Stevens, Ill. Biol. Monog. **2**⁴: 14. 1916.
 On *Avicennia nitida* Jacq., Porto Rico:—endemic.
14. **Irene triloba** (Wint.) Theiss. & Syd. *Ann. Myc.* **15**: 461. 1917.
Meliola triloba Winter, *Hedwigia* **25**: 95. 1886.
 On *Pilea Parietaria* (L.) Bl., Porto Rico:—West Africa.
9. **MELIOLA** Fries, *Syst. Orbis Veg.* 111. 1825.
Astridium (Speg.) Sacc. *Syll. Fung.* **9**: 435. 1891.
1. **Meliola ambigua** Pat. & Gaill. *Bull. Soc. Myc. Fr.* **4**: 104. 1888.
 On *Lantana Camara* L., *L. involucrata* L., Porto Rico:—continental South America.
2. **Meliola amomicola** Stevens, Ill. Biol. Monog. **2**⁴: 40. 1916.
 On *Amomis caryophyllata* (Jacq.) Krug & Urban, Porto Rico:—endemic.
3. **Meliola amphitricha** Fries, *Elench. Fung.* **2**: 109. 1828.
 Reported on *Dendropanax arboreum* (L.) Dcne. & Pl. [*Aralia arborea* L.], reported by Lév. *Ann. Sci. Nat.* III. **3**: 64. Porto Rico:—Cuba; continental America; Australia; Philippine Islands.
4. **Meliola Andirae** Earle, *Bull. N. Y. Bot. Garden* **3**: 303. 1905
 On *Andira inermis* H.B.K, Porto Rico:—endemic.
5. **Meliola bayamonensis** Tehon, *Bot. Gaz.* **67**: 506. 1919.
 On *Psychotria pubescens* Sw., Porto Rico:—endemic.
6. **Meliola bicornis** Winter, *Hedwigia* **25**: 99. 1886.
 On *Meibomia axillaris* (Sw.) Kuntze, *M. adscendens* (Sw.) Kuntze, *M. supina* (Sw.) Britton, *Securidaca volubilis* L., *Dolicholus reticulatus* (Sw.) Millsp., *Bradburya virginiana* (L.) Kuntze, *Mimosa Ceratonia* L., *Lonchocarpus glaucifolius* Urban, *Erythrina Pòeppigiana* (Walp.) O. F. Cook [*Erythrina micropteryx* Poepp.], *Teramnus uncinatus* (L.) Sw., Porto Rico:—continental South America.
7. **Meliola bicornis** var. **Calopogonii** Stevens, Ill. Biol. Monog. **2**⁴: 64. 1916.
 On *Calopogonium orthocarpum* Urban, Porto Rico:—variety endemic.
8. **Meliola bicornis** var. **Galactiae** Stevens, Ill. Biol. Monog. **2**⁴: 64. 1916.
 On *Galactia dubia* DC., Porto Rico:—variety endemic.
9. **Meliola bidentata** Cooke, *Grevillea* **11**: 37. 1882.
 On *Tabebuia pallida* Miers. [*Tecoma pentaphylla* Juss.], *Tabebuia haemantha* (Bert.) DC., Porto Rico:—continental North America.
10. **Meliola Byrsonimae** Stevens, Ill. Biol. Monog. **2**⁴: 49. 1916.
 On *Byrsonima cuneata* (Tucz.) P. Wilson [*Byrsonima lucida* (Sw.) DC.], Porto Rico:—endemic.

11. **Meliola capsicola** Stevens, Ill. Biol. Monog. 2⁴: 41. 1916.
On *Capsicum frutescens* L., Porto Rico:—endemic.
12. **Meliola Cestri** Tehon, Bot. Gaz. 67: 505. 1919.
On *Cestrum* sp., Porto Rico:—endemic.
13. **Meliola Chamaecristae** Earle, Bull. N. Y. Bot. Garden 3: 304. 1905.
On *Chamaecrista* sp., Porto Rico:—endemic.
14. **Meliola chamaecristicola** Stevens, Ill Biol. Monog. 2⁴: 26. 1916.
On *Chamaecrista granulata* (Urban) Britton, Mona Island:—endemic.
15. **Meliola Chiococcae** Stevens, Ill. Biol. Monog. 2⁴: 27. 1916.
On *Chiococca alba* (L.) Hitchc., Porto Rico:—endemic.
16. **Meliola circinans** Earle, Bull. N. Y. Bot. Garden 3: 304. 1905.
On *Mariscus jamaicensis* (Crantz) Britton, *Rynchospora corymbosa* (L.) Britton, *R. gigantea* Link, Porto Rico:—endemic.
17. **Meliola clavulata** Winter, Hedwigia 25: 98. 1886.
On *Ipomoea Batatas* (L.) Lam., *I. cathartica* Poir., *I. tiliacea* (Willd.) Choisy, Porto Rico:—Africa.
18. **Meliola Clusiae** Stevens, Ill. Biol. Monog. 2⁴: 52. 1916.
On *Clusia Gundlachii* Stahl, Porto Rico:—endemic.
19. **Meliola Comocladiae** Stevens, Ill. Biol. Monog. 2⁴: 25. 1916.
On *Comocladia glabra* (Schultes) Spreng., *Spondias Mombin* L., Porto Rico:—endemic.
20. **Meliola compacta** Earle, Bull. N. Y. Bot. Garden 3: 306. 1905.
On *Rhacoma Crossopetalum* L. [*Crossopetalum pallens* (Sm.) Kuntze], Porto Rico:—endemic.
21. **Meliola conferta** Tehon, Bot. Gaz. 67: 502. 1919.
On *Rhacoma Crossopetalum* L., Mona Island:—endemic.
22. **Meliola contorta** Stevens, Ill. Biol. Monog. 2⁴: 32. 1916.
On *Piper hispidum* Sw., Porto Rico:—endemic.
23. **Meliola Cucurbitacearum** Stevens, Ill. Biol. Monog. 2⁴: 58. 1916.
On undetermined cucurbit, Porto Rico:—endemic.
24. **Meliola Cupaniae** Stevens, Ill. Biol. Monog. 2⁴: 29. 1916.
On *Cupania americana* L., Porto Rico:—endemic.

25. **Meliola Cyperi** Pat.; Gaill. Le Genre *Meliola* 70. 1892.
 On *Cyperus* sp., *Scleria* sp., *Mariscus jamaicensis* (Crantz) Britton, Porto Rico:—Africa.
 According to Spegazzini specimens referred to this species belong to *Meliola argentina*.
26. **Meliola denticulata** Winter; Gaill. Le Genre *Meliola* 98. 1892.
 On *Roystonea borinquena* Cook, Porto Rico:—continental South America.
27. **Meliola Didymopanicis** P. Henn. Hedwigia 34: 106. 1895.
 On *Dendropanax arboreum* (L.) Dcne. & Pl.; *D. laurifolium* (E. March.) Dcne. & Pl. [*Gilibertia laurifolia* E. March.], Porto Rico:—continental South America.
28. **Meliola Dieffenbachiae** Stevens, Ill. Biol. Monog. 2⁴: 62. 1916.
 On *Dieffenbachia seguine* (Jacq.) Schott, Porto Rico:—endemic.
29. **Meliola Dipholidis** Stevens, Ill. Biol. Monog. 2⁴: 44. 1916.
 On *Dipholis salicifolia* (L.) A. DC., Porto Rico:—endemic.
30. **Meliola Earlii** Stevens, Ill. Biol. Monog. 2⁴: 47. 1916.
 On *Pilea nummulariaefolia* (Sw.) Wedd., *P. Parietaria* (L.) Bl., Porto Rico:—endemic.
31. **Meliola furcata** Lév. Ann. Sci. Nat. Ill. 5: 266. 1846.
 On *Euterpe globosa* Gaertn. [*Acrista monticola* Cook], *Coccothrinax argentea* (Lodd.) Sargent, *Coccothrinax alta* (Cook) Becc., *Distictis lactiflora* (Vahl) Bur., *Thrinax microcarpa* Sarg. [*Thrinax Ponceana* Cook], Porto Rico:—continental South America.
32. **Meliola Gaillardiana** Stevens, Ill. Biol. Monog. 2⁴: 61. 1916.
 On *Piper aduncum* L., Porto Rico:—endemic.
33. **Meliola Gesneriae** Stevens, Ill. Biol. Monog. 2⁴: 47. 1916.
 On *Cestrum laurifolium* L'Her., *C. macrophyllum* Vent., *Pentarhaphia albiflora* Dcne., Porto Rico:—endemic.
34. **Meliola Guareae** Speg. Anal. Mus. Buenos Aires 23: 42. 1912.
 On *Guarea Guara* (Jacq.) P. Wilson [*Guarea trichilioides* L.], Porto Rico:—continental South America.
35. **Meliola guareicola** Stevens, Ill. Biol. Monog. 2⁴: 53. 1916.
 On *Guarea Guara* (Jacq.) P. Wilson [*Guarea trichilioides* L.], Porto Rico:—endemic.
36. **Meliola Guignardi** Gaill. Bull. Soc. Myc. Fr. 8: 176. 1892.
 On *Turpinia paniculata* Vent., Porto Rico:—continental South America.
37. **Meliola gymnanthicola** Stevens, Ill. Biol. Monog. 2⁴: 49. 1916.
 On *Gymnanthes lucida* Sw., Porto Rico:—endemic.

38. **Meliola Helleri** Earle, Bull. N. Y. Bot. Garden **3**: 307. 1905.
On *Eugenia monticola* (Sw.) DC., *E. Stahlianii* (Kiaersk.) Krug & Urban, *Myrcia deflexa* (Poir.) DC., *M. splendens* (Sw.) DC.; also on unidentified woody plant, Porto Rico:—endemic.
39. **Meliola Hessii** Stevens, Ill. Biol. Monog. **2**⁴: 59. 1916.
On *Paullinia pinnata* L., Porto Rico:—endemic.
40. **Meliola Ipomoeae** Earle, Muhlenbergia **1**: 10. 1901.
On *Ipomoea cathartica* Poir., *I. Batatas* (L.) Lam., *I. tiliacea* (W.) Choisy, Porto Rico:—endemic.
41. **Meliola Jatrophae** Stevens, Ill. Biol. Monog. **2**⁴: 48. 1916.
On *Curcas hernandifolius* (Vent.) Britton [*Jatropha hernandifolia* Vent.], Porto Rico:—endemic.
42. **Meliola Lucumae** Stevens, Ill. Biol. Monog. **2**⁴: 49. 1916.
On *Lucuma multiflora* A. DC., Porto Rico:—endemic.
43. **Meliola Magnoliae** Stevens, Ill. Biol. Monog. **2**⁴: 55. 1916.
On *Magnolia portoricensis* Bello, Porto Rico:—endemic.
44. **Meliola Mangiferae** Earle, Bull. N. Y. Bot. Garden **3**: 307. 1905.
On *Mangifera indica* L., Porto Rico:—endemic.
45. **Meliola Marcgraviae** Tehon, Bot. Gaz. **67**: 506. 1919.
On *Marcgravia rectiflora* Tr. & Pl., Porto Rico:—endemic.
46. **Meliola maricaensis** Stevens, Ill. Biol. Monog. **2**⁴: 31. 1916.
On *Ilex nitida* (Vahl) Maxim, Porto Rico:—endemic.
47. **Meliola mayaguesiana** Stevens, Ill. Biol. Monog. **2**⁴: 32. 1916.
On *Palicourea crocea* (Sw.) R. & S., *P. domingensis* (Jacq.) DC., *P. riparia* Benth., Porto Rico:—endemic.
48. **Meliola Mayepeae** Stevens, Ill. Biol. Monog. **2**⁴: 48. 1916.
On *Mayepea domingensis* (Lam.) Krug & Urban, Porto Rico:—endemic.
- 49.⁵ **Meliola Merrillii** Sydow, Philippine Jour. Sci. **8**: 479. 1913.
On *Cissis sicyoides* L., Porto Rico:—Philippine Islands.
50. **Meliola Miconiae** Stevens, Ill. Biol. Monog. **2**⁴: 30. 1916.
On *Miconia prasina* (Sw.) DC., Porto Rico:—endemic.
- 51.⁷ **Meliola miconieicola** Stevens, Ill. Biol. Monog. **2**⁴: 23. 1916.
On *Miconia* sp., Porto Rico:—endemic.

52. **Meliola Molleriana** Winter, Hedwigia **25**: 98. 1886.
On *Sida urens* L., *Varronia* sp., Porto Rico:—Africa.
53. **Meliola monensis** Stevens, Ill. Biol. Monog. **2**⁴: 38. 1916.
On *Amyris elemifera* L., Mona Island:—endemic.
54. **Meliola Myrsinacearum** Stevens, Ill. Biol. Monog. **2**⁴: 40. 1916.
On *Icacorea guadalupensis* (Duch.) Britton, Myrsinaceae (indet.), Porto Rico:—endemic.
55. **Meliola nigra** Stevens, Ill. Biol. Monog. **2**⁴: 37. 1916.
On *Laguncularia racemosa* (L.) Gaertn., Porto Rico:—endemic.
56. **Meliola Ocoteae** Stevens, Ill. Biol. Monog. **2**⁴: 29. 1916.
On *Ocotea leucoxydon* (Sw.) Mez., Porto Rico:—endemic.
57. **Meliola ocoteicola** Stevens, Ill. Biol. Monog. **2**⁴: 45. 1916.
On *Ocotea leucoxydon* (Sw.) Mez., *Chrysophyllum* sp., Porto Rico:—endemic.
58. **Meliola Panici** Earle, Muhlenbergia **1**: 12. 1901.
On grasses, *Andropogon bicornis* L., *Ichnanthus pallens* (Sw.) Munro, *Lasiacis divaricata* (L.) Hitchc., *Olyra latifolia* L., *Oplismenus hirtellus* (L.) Beauv., *Panicum glutinosum* Sw., *Paspalum paniculatum* L., Porto Rico:—endemic.
59. **Meliola parathesicola** Stevens, Ill. Biol. Monog. **2**⁴: 24. 1916.
On *Parathesis serrulata* (Sw.) Mez., Porto Rico:—endemic.
60. **Meliola paucipes** Stevens, Ill. Biol. Monog. **2**⁴: 42. 1916.
On *Piper blattarum* Spreng., Porto Rico:—endemic.
61. **Meliola Paulliniae** Stevens, Ill. Biol. Monog. **2**⁴: 45. 1916.
On *Casearia arborea* (L. C. Rich.) Urban, *C. aculeata* Jacq., *C. guianensis* (Aubl.) Urban [*C. ramiflora* Vahl], *C. sylvestris* Sw., *Mammea americana* L., *Paulinia pinnata* L., Porto Rico:—endemic.
62. **Meliola perexigua** Gaill. Ec. Sup. Phar. Paris **1892**: 98.
On *Petiveria alliacea* L., Porto Rico:—continental South America.
63. **Meliola Philodendri** Stevens, Ill. Biol. Monog. **2**⁴: 60. 1916.
On *Philodendron Krebsii* Schott, Porto Rico:—endemic.
64. **Meliola Pilocarpi** Stevens, Ill. Biol. Monog. **2**⁴: 41. 1916.
On *Pilocarpus racemosus* Vahl, Porto Rico:—endemic.
65. **Meliola Piperis** Earle, Muhlenbergia **1**: 12. 1901.
On *Piper aduncum* L., Porto Rico:—endemic.

66. **Meliola praetervisa** Gaill. Le Genre *Meliola* 78. 1892.

On *Coccolobis pirifolia* Desf., *C. Sintenisii* Urban, *Cupania americana* L., Porto Rico:—Java.

67. **Meliola Psidii** Fries, *Linnaea* 5: 549. 1830.

On *Psidium Guajava* L., Porto Rico:—continental South America.

68. **Meliola Psychotriæ** Earle, *Bull. N. Y. Bot. Garden* 3: 308. 1905.

On *Borreria laevis* (Lam.) Griseb., *B. ocimoides* (Burm. f.) DC., *Chiococcoa alba* (L.) Hitchc., *Erihalis fruticosa* L., *Duggena hirsuta* (Jacq.) Britton [*Gonzalagunia spicata* (Lam.) G. Maza], *Guettarda scabra* (L.) Lam., *Mitracarpus portoricensis* Urban, *Psychotria* sp., *Randia mitis* L. [*Randia aculeata* L.], Porto Rico:—endemic.

69. **Meliola pteridicola** Stevens, *Ill. Biol. Monog.* 2⁴: 28. 1916.

On *Adiantum latifolium* Lam., *Anemia adiantifolia* (L.) Sw., Porto Rico:—endemic.

70. **Meliola quadrispina** Rac. *Par. Algen Pilze Java's III.* 33. 1900.

On *Ipomoea cathartica* Poir., Porto Rico:—Java.

71. **Meliola rectangularis** Stevens, *Ill. Biol. Monog.* 2⁴: 27. 1916.

On *Banisteria laurifolia* L., *Coccolobis laurifolia* Jacq., Porto Rico:—endemic.

72. **Meliola Rudolphiae** Stevens, *Ill. Biol. Monog.* 2⁴: 43. 1916.

On *Neorudolphia volubilis* (Willd.) Britton, Porto Rico:—endemic.

73. **Meliola Serjaniae** Stevens, *Ill. Biol. Monog.* 2⁴: 44. 1916.

On *Serjania polyphylla* (L.) Radlk., Porto Rico:—endemic.

74. **Meliola Smilacis** Stevens, *Ill. Biol. Monog.* 2⁴: 56. 1916.

On *Smilax coriacea* Spreng., Porto Rico:—endemic.

75. **Meliola Solani** Stevens, *Ill. Biol. Monog.* 2⁴: 15. 1916.

On *Solanum jamaicense* Mill., Porto Rico:—endemic.

76. **Meliola Stenotaphri** Stevens, *Ill. Biol. Monog.* 2⁴: 41. 1916.

On *Paspalum plicatulum* Michx., *Stenotaphrum secundatum* (Walt.) Kuntze, Porto Rico:—endemic.

77. **Meliola Tabernaemontanae** Speg. *Anal. Mus. Buenos Ayres* 23: 42. 1912.

On *Plumiera Krugii* Urban, *Rauwolfia tetraphylla* L. [*Rauwolfia nitida* Jacq.], *Tabernaemontana oppositifolia* (Spreng.) Urban, Porto Rico:—continental South America.

78. **Meliola Tabernaemontanae** var. **Forsteroniae** Stevens, *Ill. Biol. Monog.* 2⁴: 50. 1916.

On *Forsteronia corymbosa* (Jacq.) G. F. W. Mey., Porto Rico:—variety endemic.

79. **Meliola Tecomae** Stevens, Ill. Biol. Monog. 2⁴: 53. 1916.

On *Tabebuia pallida* Miers [*Tecoma pentaphylla* Juss.], Porto Rico:—endemic.

80. **Meliola tenuissima** Stevens, Ill. Biol. Monog. 2⁴: 24. 1916.

On *Gouania lupuloides* (L.) Urban, Porto Rico:—endemic.

81. **Meliola Thouiniae** Earle, Bull. N. Y. Bot. Garden 3: 308. 1905.

On *Allophylus crassinervis* Radlk., *Cupania americana* L., *Krugiodendron ferreum* (Vahl) Urban, *Thyana* [*Thouinia striata* (Radlk.) Britton, *Canella Winterana* (L.) Gaertn., Porto Rico:—endemic.

82. **Meliola tortuosa** Winter; Gaill. Le Genre *Meliola* 67. 1892.

On *Piper Amalago* L., *Pothomorphe peltata* (L.) Miq., Porto Rico:—continental South America.

83. **Meliola toruloidea** Stevens, Ill. Biol. Monog. 2⁴: 25. 1916.

On *Chamaefistula antillana* Britton & Rose, *Inga laurina* L., *I. Inga* (L.) Britton, Porto Rico:—endemic.

84. **Meliola Triumphettae** Stevens, Ill. Biol. Monog. 2⁴: 30. 1916.

On *Pariti tiliaceum* (L.) St. Hil. [*Hibiscus tiliaceus* L.], *Triumphetta semitriloba* Jacq., Porto Rico:—endemic.

10. **MELIOLIDIUM** Speg. Bol. Acad. Ci. Cordoba 26: 336. 1923.

1. **Meliolidium portoricensis** Speg. Bol. Acad. Ci. Cordoba 26: 336. 1923.

On *Calophyllum antillanum* Britton [*Calophyllum Calaba* Jacq. not L.], Porto Rico:—endemic.

11. **PARODIELLA** Speg. Anal. Soc. Ci. Argent. 9: 178. 1880.

1. **Parodiella perisporioides** (Berk. & Curt.) Speg. Anal. Soc. Ci. Argent. 2: 178. 1880.

Dothidea perisporioides Berk. & Curt. *Grevillea* 4: 103. 1876.

Dimerium grammodes Garman, *Mycologia* 7: 335. 1915.

147. 1918.

On *Crotalaria retusa* L., *Meibomia barbata* (L.) Kuntze, *Meibomia scorpiurus* (Sw.) Kuntze, *Phaseolus lunatus* L., *Vigna repens* (L.) Kuntze; also reported by Stevenson on *Meibomia adscendens* (Sw.) Kuntze, *Phaseolus vulgaris* L., Porto Rico:—Jamaica; continental America; Europe; Asia.

12. **PARODIOPSIS** Maubl.; Arnaud, Bull. Soc. Myc. Fr. 31: 22. 1915.

1. **Parodiopsis melioloides** (Winter) Maubl. Bull. Soc. Myc. Fr. 31: 23. 1915.

Parodiella melioloides Winter, *Hedwigia* 24: 257. 1885.

Sphaeria melioloides Berk. & Curt. *Jour. Linn. Soc.* 10: 387. 1868.

Dimerosporium Urbanianum P. Henn. *Hedwigia* 33: 231. 1894.

Dimerium melioloides Garman, *Mycologia* 7: 336. 1915.

On *Cedrela odorata* L., *Clusia Krugiana* Urban, Porto Rico:—Cuba; continental South America.

2. **Parodiopsis Stevensii** Arnaud, Ann. Epiphyties 9: 22. 1923.

On *Inga Inga* (L.) Britton [*Inga vera* (Sw.) Willd.], Porto Rico:—endemic.

13. **PERISPORINA** P. Henn. Hedwigia **43**: 357. 1904.

1. **Perisporina Lantanae** Stevens, Trans. Ill. Acad. Sci. **10**: 170. 1917.
On *Lantana Camara* L., Porto Rico:—endemic.
2. **Perisporina Meliولae** (Stevens) Speg. Bol. Acad. Ci. Cordoba **26**: 339. 1923.
Perisporium Meliolae Stevens, Bot. Gaz. **65**: 228. 1918.
On *Meliola compositarum portoricensis* Stevens, on *Critonia portoricensis* (Urban) Britton & Wilson [*Eupatorium portoricense* Urban], Porto Rico:—endemic.
3. **Perisporina Paullinae** (Stevens) Speg. Bol. Acad. Ci. Cordoba **26**: 339. 1923.
Perisporium Paullinae Stevens, Bot. Gaz. **65**: 228. 1918.
On *Paullinia pinnata* L., Porto Rico:—endemic.
4. **Perisporina portoricensis** (Stevens) comb. nov.
Perisporium portoricense Stevens, Trans. Ill. Acad. Sci. **10**: 169. 1917.
On *Calophyllum antillanum* Britton [*Calophyllum Calaba* Jacq. not L.], Porto Rico:—endemic.
5. **Perisporina truncatum** (Stevens.) Arnaud, Ann. Epiphyties **9**: 33. 1923.
Perisporium truncatum Stevens, Trans. Ill. Acad. Sci. **10**: 167. 1917.
On *Inga laurina* (Sw.) Willd., Porto Rico:—endemic.

14. **PHAEODIMERIELLA** Theiss. Beih. Bot. Centr. **29**¹²: 46. 1912.

1. **Phaeodimeriella Cayaponiae** (Garman) comb. nov.
Dimerosporium guarapiense Speg. Anal. Soc. Ci. Argent. **17**: 130. 1884.
On *Cyperus*, Porto Rico:—continental South America.
According to Theiss. & Sydow l. c., *Dimerosporium appendiculatum* Earle, reported on *Asterina Sidae* on *Sida carpinifolia* L. f. is a synonym of the above.
2. **Phaeodimeriella guarapiensis** (Speg.) Theiss. Beih. Bot. Centr. **29**¹²: 68. 1912.
Dimerium Cayaponiae Garman, Mycologia **7**: 335. 1915.
On *Cayaponia americana* (Lam.) Cogn., Porto Rico:—endemic.
The perithecium has three to four short cylindrical, hook-like setae which are not mentioned in the original description; also the fungus is not parasitic on the leaves but on another fungus.

15. **STEVENSULA** Speg. Bol. Acad. Ci. Cordoba **26**: 339. 1923.

1. **Stevensula monensis** Speg. Bol. Acad. Ci. Cordoba **26**: 339. 1923.
On *Meliola monensis* on *Amyris elemifera* L., Porto Rico:—endemic.

16. **TRICHOMERIUM** Speg.

1. **Trichomerium portoricense** Speg. Bol. Acad. Ci. Cordoba **26**: 341. 1923.
On living leaves of *Psidium Guajava* L., Porto Rico:—endemic.

17. **WAGERIA** Stevens & Dalbey, *Mycologia* 11: 7. 1919.1. **Wageria portoricensis** Stevens & Dalbey, *Mycologia* 11: 7. 1919.

On *Duggena hirsuta* (Jacq.) Britton [*Gonzalagunia spicata* (Lam.) G. Maza], Porto Rico:—endemic.

According to Spegazzini this species may have been based on imperfectly developed specimens of *Phaeodimeriella guarapiense* Speg.

Family 3. **CAPNODIACEAE.**1. **CAPNODIUM** Mont. Ann. Sci. Nat. III. 11: 233. 1849.1. **Capnodium Citri** (Pers.) Berk. & Desm. Jour. Royal Hort. Soc. 4: 252. 1849.

Fumago Citri Pers. Myc. Eu. 1: 9. 1822.

On *Citrus grandis* Osbeck [*Citrus decumana* L.], Porto Rico:—continental North America.

2. **Capnodium** sp.

On leaves of *Mangifera indica* L., St. Thomas:—

2. **PHAEOSACCARDINULA** P. Henn. *Hedwigia* 44: 67. 1904.

Limacinula Sacc. Syll. Fung. 22: 63. 1913.

1. **Phaeosaccardinula Seaveriana** Toro, *Mycologia* 17: 145. 1925.

On *Erythrina glauca* Willd., Porto Rico:—endemic.

2. **Phaeosaccardinula tenuis** (Earle) comb. nov.

Antennularia ? *tenuis* Earle, Bull. N. Y. Bot. Garden 3: 302. 1905.

On *Musa* sp., *Inga Inga* (L.) Britton [*Inga vera* (Sw.) Willd.], Porto Rico:—endemic.

3. **SEURATIA** Pat. Bull. Soc. Myc. Fr. 20: 136. 1904.1. ? **Seurattia coffeicola** Pat. Bull. Soc. Myc. Fr. 20: 136. 1904.

Reported on living leaves of *Psidium Guajava* by Spegazzini, Porto Rico:—Gambier.

The genus was believed by Höhnelt to be the same as *Atichia* a genus of the Saccharomycetaceae.

4. **SORICA** Giesen. Ber. Deuts. Bot. Ges. 22: 191. 1904.1. **Sorica maxima** (Berk. & Curt.) Giesen. Ber. Deuts. Bot. Ges. 22: 355. 1904.

Capnodium maximum Berk. & Curt. Jour. Linn. Soc. 10: 391. 1868.

Corynelia pteridicola Stevens, Trans. Ill. Acad. Sci. 10: 179. 1917.

On *Polypodium* sp., Porto Rico:—Cuba; Santo Domingo; continental South America.

5. **TRICHOETHYRIUM** Speg. Bol. Acad. Ci. Cordoba 11: 555. 1889.1. **Trichothyrium collapsum** (Earle) Theiss. Ann. Myc. 15: 488. 1917.

Pseudomeliola collapsa Earle, Bull. N. Y. Bot. Garden 3: 309. 1905.

On *Meliola* sp., on *Pothomorphe peltata* (L.) Miq., Porto Rico:—endemic.

2. **Trichothyrium dubiosum** (Bom. & Br.) Theiss. Beih. Bot. Cent. 32: 9. 1914.

Asterina dubiosa Bom. & Br. Bull. Soc. Bot. Belgium 32: 157. 1896.

On *Irene Melastomacearum* (Speg.) Toro on *Clidemia hirta* (L.) D. Don, Porto Rico:—continental South America.

3. **Trichothyrium lomatophorum** (Ellis & Ev.) Toro, sp. nov.

Asteridium lomatophorum Ellis & Ev. (in herb.).

Spots circular, smoky-brown, 1–5 mm. in diameter, often confluent, then about 10 mm. across and angular; thyriothecia of radiate cellular structure, discoid, closely aggregate, superficial, dark, 50–320 μ in diameter; ostiolum minute, circular, about 3 μ in diameter; mycelium thickly appressed to the mycelium of the host, light brown, septate, about 2 μ thick; hyphae arranged side by side and originating from the same point at different places thus forming a series of fan-like structures; asci 8-spored, paraphysate, clavate, short-stipitate; stipe 6–8 μ long, thick-walled, 20–30 \times 12–15 μ ; spores inordinate, 1-septate, not constricted, 10–15 \times 3–4.5 μ , 1–2 guttulate hyaline.

Parasitic on the subiculum of *Meliola* sp. on *Pothomorphe peltata* (L.) Miq., Porto Rico Fungi (Heller) 142 Type.

Order 6. **CORYNELIALES.**

The plants comprising this order are typically parasitic although one or two species usually placed here are saprophytes. The family Coryneliaceae is usually included with the Perisporiales or the Sphaeriales but according to Fitzpatrick (*Mycologia* 12: 206–237) does not fit either order well and is here treated as a separate order.

Family 1. **CORYNELIACEAE.**

1. **CORYNELIA** Ach.; Fries, Syst. Myc. 2: 534. 1822.

1. **Corynelia portoricensis** (Stevens) Fitzp. *Mycologia* 12: 259. 1920.

Corynelia clavata var. *portoricensis* Stevens, Trans. Ill. Acad. Sci. 10: 178. 1917.

On *Nageia coriacea* (L. C. Rich.) Kuntze [*Podocarpus coriaceus* L. C. Rich.], Porto Rico:—endemic.

This was reported by Stevenson as *Corynelia creophila* (Speg.) Starb. So far as known the species of this genus attack only the one host genus and usually a given species of the fungus attacks only one host species.

Order 7. **PSEUDOPERISPORIALES.**

RAFAEL A. TORO.

Family 1. **PSEUDOPERISPORIACEAE.**

Aerial mycelium, colored, septate; perithecia superficial on the mycelium, ostiolate, parenchymatous, with or without appendages; asci globose or elongate, spores various; paraphyses present or absent.

The order differs from the Perisporiales in having perithecia with definite ostiolum.

1. **POROSTIGME** Syd. Ann. Myc. 15: 202. 1917.

1. **Porostigme microspora** sp. nov.

Spots none; perithecia superficial, blackish, globose, 63–110 μ in diameter; ostiolate, parenchymatous, composed of indefinitely arranged globose to angular cells with dark cell-walls, ostiolum prominent, circular, 8–30 μ in diameter;

mycelium light brown, thickly interwoven with the mycelium of the host, septate, each cell about $10\ \mu$ long and $4\ \mu$ wide; asci aparaphysate, clavate, thick-walled, sessile, 8-spored, $44\text{--}52 \times 8\text{--}10\ \mu$; spores inordinate, 1-septate, cells subequal, not constricted at septum, $8\text{--}10 \times 4\text{--}5\ \mu$, light brown.

On *Meliola Panici* Earle, on *Panicum glutinosum* Sw. Herbarium University of Illinois, Porto Rico Fungi (Stevens) 6796, (Type) Arecibo, Jan. 17, 1914.

This fungus has been referred to *Dimerium piceum* (Berk. & Curt.) Theiss. by Stevens (Bot. Gaz. 65: 229). It is not a *Dimerium*, because the perithecia are ostiolate. It further differs from *D. piceum* in the absence of paraphyses and much smaller spores.

PSEUDOPERISPORIUM gen. nov.

Mycelium superficial, brownish, non-hyphopodiate; perithecia globose, membranous, leathe, parenchymatous, setose; asci 8-spored; spores 4-celled, hyaline; paraphyses wanting.

The genus is related to *Dimeriella* Speg. from which it differs in the presence of ostiolum.

1. *Pseudoperisporium erigeronicola* (Stevens) comb. nov.

Dimeriella erigeronicola Stevens, Trans. Ill. Acad. Sci. 10: 166. 1917.

On *Leptilon pusillum* (Nutt.) Britton, Porto Rico:—endemic.

Order 8. HYPOCREALES.

Perithecia superficial, with or without stroma. Fam. 1. NECTRIACEAE.
Perithecia immersed in a stroma. Fam. 2. HYPOCREACEAE

Family 1. NECTRIACEAE.

1. *CALONECTRIA* De-Not. Com. Critt. Ital. 2: 477. 1867.

1. *Calonectria erubescens* (Rob.) Sacc. *Michelia* 1: 309. 1878.

Sphaeria erubescens Rob.; Desm. Ann. Sci. Nat. III. 6: 72. 1846.

Nectria portoricensis Stevens, Bot. Gaz. 65: 231. 1918.

On the remains of *Meliola* on living leaves of various kinds, Porto Rico:—continental America; Trinidad.

The spores of the species are described as 1–3-septate. So far as the writer can judge, *Nectria portoricensis* Stevens has been described from immature material of the above or possibly the septation was overlooked.

2. *Calonectria gigaspora* Masee, Kew Bull. 1906: 257.

On dead sugar cane, *Saccharum officinarum* L., Porto Rico:—Trinidad.

This species was originally described from Trinidad. The Porto Rican specimen has been compared with the type in the herbarium of the New York Botanical Garden, and found to agree.

3. *Calonectria melioloides* Speg. Anal. Soc. Ci. Argent. 19: 41. 1886.

Calonectria graminicola Stevens, Bot. Gaz. 65: 232. 1918.

On species of *Meliola* on living leaves, Porto Rico; Mona Island:—continental America. Specimens referred here should be *Subcubicola ambigua* Speg. and *Melioliphila graminicola* (Stev.) Speg.

4. *Calonectria ignota* Chardon, sp. nov.

Perithecia scattered, free and astromatic, dark orange, globose to subglobose, collapsed at the top and slightly pezizoid, smooth, with an ostiolum present; asci clavate to subclavate, 8-spored, $40\text{--}60 \times 12\text{--}15\ \mu$; spores inordinate in the ascus, fusiform to subcylindric, 7–9-septate, with greenish contents, $22\text{--}26 \times 4\text{--}6\ \mu$.

This species was determined in the herbarium as *Nectria episphaeria*, but a microscopical examination of it showed that the determination is incorrect. It possesses multiseptate spores, a character which makes it fall under *Calonectria*. In the treatment of the Hypocreales by Seaver (N. Am. Fl. 3: 12-13. 1910), only three species of *Calonectria* are reported from North America. Our species differs from all three of them in the size and septation of the spores and also in the complete absence of a mycelium at the base of the perithecia.

On dead wood. Herbarium Insular Experiment Station (Stevenson & Rose) No. 6499, Rio Piedras, June 18, 1917, Porto Rico:—endemic.

2. **CREONECTRIA** Seaver, Mycologia 1: 183. 1909.

1. **Creonectria Bainii** (Masse) Seaver, N. Am. Fl. 3: 22. 1910.

On pods of *Theobroma Cacao* L., Porto Rico:—Jamaica; Trinidad.

2. **Creonectria grammicospora** (Ferd. & Winge) Seaver, Mycologia 1: 192. 1909.

Nectria grammicospora Ferd. & Winge, Bot. Tidssk. 29: 11. 1908.

On dead bark of *Cajon Cajon* (L.) Millsp. [*Cajanus indicus* Spr.], Porto Rico; St. Thomas:—endemic.

3. **Creonectria Laurentiana** (Marchal) comb. nov.

Nectria Laurentiana Marchal, Bull. Soc. Belg. Micr. 20: 259. 1894.

On *Saccharum officinarum* L., Porto Rico:—Africa.

This species has been reported by J. A. Stevenson on dead and dying cane stalks from various localities in Porto Rico. The species is said by its author to belong to the group Eu-Nectria which would place it in the genus *Creonectria* of the writers.

4. **Creonectria ochroleuca** (Schw.) Seaver, Mycologia 1: 190. 1909.

Sphaeria ochroleuca Schw. Trans. Am. Phil. Soc. II. 4: 204. 1852.

Nectria vulgaris Speg. Anal. Soc. Ci. Argent. 12: 75. 1881.

On bark, Porto Rico; St. Thomas:—continental North America.

Nectria vulgaris which has been reported from St. Thomas is a synonym of *Creonectria ochroleuca*.

5. **Creonectria rubicarpa** (Cooke) Seaver, Mycologia 1: 187. 1909.

Nectria rubicarpa Cooke, Grevillea 7: 50. 1878.

This species has been reported from Porto Rico (Mycologia 13: 285) but the material is scant and its identity, rather doubtful.

6. **Creonectria rubrosulphurea** Seaver, sp. nov.

Perithecia thickly congested, forming clusters about 4 mm. in diameter, each cluster containing few to many perithecia, the individual perithecia red, but covered with a beautiful coat of sulphur-yellow hairs; perithecial hairs, short, about 6-10 μ in diameter, several septate, blunt and often curved or hooked at the ends, minutely rough; asci clavate, 25-30 \times 6-8 μ ; spores partially 2-seriate, narrow ellipsoid, 4-6 \times 8-12 μ , at maturity distinctly striate.

Type collected on dead cane, Rio Piedras, Feb. 3, 1914, J. R. Johnston 1346; also on dead stick, 6696, Porto Rico:—endemic.

In external appearance the species very closely resembles *Nectria flavociliata* to which name it was first referred. The plants, however, on closer examination are found to differ in the stromate character of the perithecia and the spores which are broader and distinctly striate. In this latter character it resembles *Nectria rhytidospora*.

7. **Creonectria macrospora** Chardon, sp. nov.

Perithecia in cespitose clusters, 2-3 mm. in diameter, densely crowded, surrounding a yellowish to orange colored stroma, the clusters containing 20-30 or more perithecia, individual perithecia large, 400-500 μ in diameter, dark red and possessing a brownish disk around the region of the ostium; asci clavate, 8-spored, 90-120 \times 15-24 μ ; spores biseriolate, seldom uniseriate above or below, oblique elliptical to subfusoid, 1-septate, large, 21-29 \times 9-11.5 μ , hyaline, densely granular.

This interesting fungus has been referred to *Nectria Balansae* Speg. and published as a new combination under the genus *Creonectria*. Dr. Spegazzini has kindly supplied the author with a portion of the type of his species, from which the Porto Rican species seems to differ widely. The spores are much larger and the perithecia are provided with a conspicuous brown disk on which the ostium is centrally located. Furthermore, the perithecia never become pezizoid, while in *N. Balansae*, they are characteristically so. This last character, however, might be due to the old age of Spegazzini's material.

The species being essentially different from Spegazzini's and also from all the species of *Creonectria* given by Seaver from North America is given here as new. Prof. F. L. Stevens' No. 2965, collected in Caracas, Venezuela, is also to be referred to this new form. The perithecia and spores are somewhat larger, but otherwise, the fungus agrees with the above description. The species possesses larger spores than any other *Creonectria* known from North America.

On dead wood. Herbarium Insular Experiment Station (Johnston) No. 4436, Rio Piedras, June 16, 1912, a portion of which is deposited in Chardon's herbarium as No. 1274, Porto Rico:—endemic.

3. **DEXTERIA** Stevens, Trans. Ill. Acad. Sci. 10: 174. 1917.1. **Dexteria pulchella** Stevens, Trans. Ill. Acad. Sci. 10: 174. 1917.

Reported on *Paullinia pinnata* L., Porto Rico:—endemic.

This was made the type of a new genus which was said by its author to be closely related to *Calonectria* as would be indicated by the spore characters.

4. **BORINQUENIA** Stevens, Trans. Ill. Acad. Sci. 10: 173. 1917.1. **Borinquenia Miconiae** Stevens, Trans. Ill. Acad. Sci. 10: 173. 1917.

On *Miconia laevigata* (L.) DC., Porto Rico:—endemic.

5. **GIBBERELLA** Sacc. *Michelia* 1: 43. 1877.1. **Giberella pulicaris** (Fries) Sacc. *Michelia* 1: 43. 1877.

Sphaeria pulicaris Fries in Kunze & Schm. Myk. Hefte. 2: 37. 1823.

On dead cane stalks and grass culms, Porto Rico:—North America; Europe; Africa; New Zealand.

6. **HYALOSPHERIA** Stevens, Trans. Ill. Acad. Sci. 10: 172. 1917.1. **Hyalosphaeria Miconiae** Stevens, Trans. Ill. Acad. Sci. 10: 172. 1917.

On *Miconia laevigata* (L.) DC., Porto Rico:—endemic.

This species is made the type of a new genus belonging to the Hypocreaceae.

7. **MACBRIDELLA** Seaver, *Mycologia* 1: 195. 1909.1. **Macbridella cinnabarina** Seaver, sp. nov.

Perithecia in dense clusters, 1-3 mm. in diameter, erumpent through the bark, cinnabar-red in mass, the individual perithecia covered with fine orange

granules, later becoming smooth and often dark colored; asci cylindric or sub-cylindric, 8-spored; spores obliquely 3-seriate, ellipsoid, with the ends slightly attenuated, constricted at the septum, pale brown, with distinct striations, usually containing two oil-drops, $6-7 \times 34-16 \mu$.

On dead sticks, Porto Rico:—endemic.

Two collections of this species were made in Porto Rico during our recent collecting trip there. The species differs from *Macbridella striispora*, the only other species of the genus known from the island in the much smaller size of the spores as well as other points. Neither does it agree with any of the other species of this genus examined.

2. **Macbridella striispora** (Ellis & Ev.) Seaver, *Mycologia* 1: 196. 1909.

Nectria striispora Ellis & Ev. Bull. Lab. Nat. Hist. State Univ. Iowa 2: 398. 1893.

On bark, Porto Rico:—Central America; Trinidad.

8. **MEGALONECTRIA** Speg. Anal. Soc. Ci. Argent. 12: 217. 1881.

1. **Megalonectria pseudotrichia** (Schw.) Speg. Anal. Soc. Ci. Argent. 12: 217. 1881.

Sphaeria pseudotrichia Schw.; Berk. & Curt. Jour. Acad. Phila. II. 2: 289. (as synonym) 1853.

On dead wood and bark, Porto Rico:—Jamaica; continental America; Ceylon; Philippine Islands.

9. **NECTRIA** Fries, *Summa Veg. Scand.* 387. 1849.

1. **Nectria Ananatis** sp. nov.

Perithecia rather sparingly scattered or occasionally in close contact but with no evidence of a stroma, pale yellow (in dried specimens); asci cylindric, 8-spored; spores fusoid, about $3 \times 10 \mu$.

Type collected by J. R. Johnston (4519), on leaves of pineapple, *Ananas Ananas* (L.) Cockerell, Rio Piedras, Aug. 7, 1912, Porto Rico:—endemic.

2. **Nectria confluens**, Seaver sp. nov.

Perithecia thickly gregarious and when coming into contact fusing together often forming confluent masses resembling a *Hypomyces*, bright red, covered with rusty granules, giving the whole mass a rust-red color; asci 8-spored, clavate, $60-75 \times 10 \mu$; spores 1-seriate or 2-seriate at the upper end of the ascus, ellipsoid, attenuated at either end, 1-septate, scarcely constricted, at maturity delicately striated, about $5 \times 12 \mu$.

Type collected by J. A. Stevenson (3895) on old pods of sword beans, Rio Piedras, Porto Rico:—endemic.

3. **Nectria episphaeria** (Tode) Fries, *Summa. Veg. Scand.* 388. 1849.

Sphaeria episphaeria Tode, *Fungi Meckl.* 2: 21. 1791.

On dead wood, on or associated with old sphaeriaceous fungi, Porto Rico:—Cuba; Trinidad; continental America; Europe.

4. **Nectria meliolicola** Stevens, *Bot. Gaz.* 65: 231. 1918.

Reported on *Meliola* on *Casearia sylvestris* Sw., *C. arborca* (L. C. Rich.) Urban, Porto Rico:—endemic.

5. **Nectria rhytidospora** Pat. *Jour. de Bot.* 3: 343. 1889.

On bark, Porto Rico:—Martinique; Jamaica.

6. **Nectria suffulta** Berk. & Curt. Jour. Linn. Soc. 10: 378. 1868.

Nectria setosa Ferd. & Winge, Bot. Tidssk. 29: 11. 1908.

On dead stems of *Musa*; also on dead stems and leaves of undetermined herbaceous plants, Porto Rico; St. Thomas; St. Jan:—Cuba; Mexico.

10. **OPHIONECTRIA** Sacc. *Michelia* 1: 323. 1878.1. **Ophionectria Palicoureae** Seaver & Whetzel, sp. nov.

Perithecia hypophyllous, scattered, white to the naked eye, under the microscope yellowish or flesh-colored, covered over with a white floccose substance, reaching a diameter of about 300 μ opening with a wide ostiolum; asci cylindrical, slightly attenuated at the base, reaching a length of 100 μ and a diameter of 6 μ ; spores filiform nearly as long as the ascus, about 3 μ in diameter; paraphyses very slender, about 1 μ in diameter, branched, coiled and intertwined.

On living leaves of *Palicourea* sp., Porto Rico:—endemic.

Whetzel, Kern & Toro, No. 2682—Cornell University Herb. 14743.

2. **Ophionectria portoricensis** Chardon, *Mycologia* 13: 285. 1921.

On a log, Porto Rico:—(Dominica?).

This is thought by some students of fungi to be identical with *Calonectria ornata* A. L. Smith (Jour. Linn. Soc. 36: 18. 1901), from Dominica. No authentic material of this species is available for comparison so the matter must remain in doubt.

11. **PARANECTRIA** Sacc. *Michelia* 1: 317. 1878.1. **Paranectria meliolicola** Stevens, Bot. Gaz. 65: 232. 1918.

On *Meliola* on species of *Piper*, Porto Rico:—endemic.

2. **Paranectria Miconiae** Stevens, Bot. Gaz. 65: 233. 1918.

On Microthyriaceous fungus on *Miconia*, Porto Rico:—endemic.

12. **PSEUDONECTRIA** Seaver, *Mycologia* 1: 48. 1909.1. **Pseudonectria pipericola** Stevens, Bot. Gaz. 65: 230. 1918.

On *Meliola tortuosa* Winter, on *Piper marginatum* Jacq., Porto Rico:—endemic.

The species is said to be closely related to *Nectria mycetophila* Peck.

13. **SCOLECONECTRIA** Seaver, *Mycologia* 1: 197. 1909.1. **Scoleconectria coccicola** (Ellis & Ev.) Seaver, *Mycologia* 1: 198. 1909.

Nectria coccicola Ellis & Ev. Jour. Myc. 2: 39. 1886.

On scale insects on species of *Citrus*, Porto Rico:—Cuba; continental North America.

14. **SPHAERODERMATELLA** Seaver, *Mycologia* 1: 182. 1909.1. **Sphaerodermatella Helleri** (Earle) Seaver, *Mycologia* 1: 182. 1909.

On bark of tree, Porto Rico:—endemic.

Fitzpatrick regards this as a *Tympanopsis*, a genus belonging to the Cucurbitariaceae.

15. **SPHAEROSTILBE** Tul. Fung. Carp. 1: 130. 1861.1. **Sphaerostilbe coccophila** (Desm.) Tul. Fung. Carp. 1: 130. 1861.

Microcera coccophila Desm. Ann. Sci. Nat. III. 10: 359. 1848.

On scale insects on species of *Citrus*, Porto Rico:—continental North America.

2. **Sphaerostilbe mammiformis** Chardon, sp. nov.

Stromata consisting of several slender stalks, 1–2 mm. high, of a pale orange color, with several globose heads (*Stilbum*); conidia ellipsoid, 1-septate, with hyaline, granular contents, $23\text{--}26 \times 8\text{--}10 \mu$; perithecia in dense, cespitose clusters, following the crevices of the bark, 15–30 in each cluster, pale yellow, provided with a distinct red, mammiform ostiolum, the individual perithecia 500μ in diameter, subglobose and not collapsing; asci cylindrical clavate, 8-spored, $90\text{--}100 \times 12\text{--}15 \mu$; spores mostly biseriate, subfusoid, 1-septate, not constricted, $22\text{--}23 \times 5\text{--}6 \mu$; provided with several greenish oil drops.

This species is characterized by the possession of a very conspicuous, mammiform ostiolum of a different color than the perithecia.

On dead bark, Cornell University Explorations of Porto Rico (Chardon No. 1270, Maricao, Nov. 11, 1921), Porto Rico:—endemic.

16. **THYRONECTRIA** Sacc. Grevillea 4: 21. 1875.1. **Thyronectria megalosphora** (Speg.) comb. nov.

Pleonectria megalospora Speg. Anal. Soc. Ci. Argent. 12: 82. 1881.

On dead and dying bark of *Cajanus Cajan* (L.) Millsp. [*Cajanus indicus* Spreng.], Porto Rico:—South America.

This was apparently erroneously reported by Stevenson under the name of *Pleonectria megalonectria*.

Family 2. **HYPOCREACEAE.**1. **BALANSIA** Speg. Anal. Soc. Ci. Argent. 19: 45. 1885.1. **Balansia Hypoxylon** (Peck) Atk. Jour. Myc. 11: 254. 1905.

Epichloe Hypoxylon Peck, Ann. Rep. N. Y. State Mus. 27: 108. 1875.

The only Porto Rican specimen referred to this species which has been seen is not a *Balansia* but a *Dothichloe*. Whether the true *Balansia Hypoxylon* occurs in Porto Rico is uncertain. It has been reported by Stevenson on *Panicum trichanthum* Nees, Porto Rico (?):—continental North America.

2. **CHROMOCREA** Seaver, Mycologia 2: 58. 1910.1. **Chromocrea gelatinosa** (Tode) Seaver, Mycologia 2: 58. 1910.

Sphaeria gelatinosa Tode, Fungi Meckl. 2: 48. 1791.

On dead cane stalks and debris, Porto Rico:—continental North America; Europe.

3. **CHROMOCREOPSIS** Seaver, Mycologia 2: 63. 1910.1. **Chromocreopsis striispora** Stevenson, Jour. Dept. Agr. Porto Rico 1: 213. 1917.

On dead cane stalks, Porto Rico:—endemic.

4. **CORDYCEPS** (Fries) Link, Handb. 3: 347. 1833.1. **Cordyceps Barberi** Giard. Compt. Rend. Soc. Biol. Paris 1894: 823.

On larvae of *Diatraea saccharalis*, Porto Rico:—Barbados; Antigua.

This species has been recorded by Stevenson but apparently only the *Isaria* stage has been found.

2. **Cordyceps dipterigena** Berk. & Br. Jour. Linn. Soc. 14: 111. 1875.

Reported on drosophilid flies, Porto Rico:—Ceylon.

3. **Cordyceps militaris** (L.) Link, Handb. 3: 347. 1833.

Clavaria militaris L. Sp. Pl. 1182. 1753.

On pupa, Porto Rico:—widely distributed.

5. **HYPOCREA** Fries, Syst. Orbis Veg. 104. 1825.

1. **Hypocrea jecorina** Berk. & Br. Jour. Linn. Soc. 14: 112. 1875.

On dead trunk of *Melia Azedarach* L., Porto Rico:—Ceylon.

Known in Porto Rico from only one collection made at the Insular Experiment Station.

2. **Hypocrea patella** Cooke & Peck; Peck, Ann. Rep. N. Y. State Mus. 29: 57. 1878.

On dead wood, Porto Rico:—continental North America; Bermuda; Jamaica.

3. **Hypocrea rufa** (Pers.) Fries, Summa Veg. Scand. 383. 1849.

Sphaeria rufa Pers. Obs. Myc. 1: 20. 1796.

On dead cane trash and dead wood, Porto Rico:—continental North America;

6. **HYPOCRELLA** Sacc. Michella 1: 322. 1878.

1. **Hypocrella cretacea** Höhn, Sitz.-ber. Akad. Wien 118: 311. 1909.

On scale insects on living leaves, especially on ferns, Porto Rico:—Java.

2. **Hypocrella disjuncta** Seaver, Mycologia 12: 97. 1920.

On white fly on *Batocydia Unguis* (L.) Mart. [*Bignonia Unguis* L.], Porto Rico:—Trinidad.

During a recent collecting trip in Porto Rico this species was found to be very abundant on the above plant host. No attempt was made to identify the insect host. It is possible that this fungus might be successfully used in checking the insect parasite.

3. **Hypocrella Tamoneae** Earle; Seaver, Mycologia 2: 87. 1910.

On leaves of *Miconia [Tamonea]* sp., Porto Rico:—endemic.

This species is known only from the type collection in the herbarium of The New York Botanical Garden. From its superficial resemblance it has been confused with *Dothidina peribebyensis* (Speg.) Chardon, which occurs on the same host genus. According to Toro this is *Polystigma nigroviride* Rehm.

4. **Hypocrella turbinata** (Berk.) Petch, Ann. Royal Bot. Gard. Perad. 5: 535. 1914.

Aschersonia turbinata Berk. Ann. Mag. Nat. Hist. II. 9: 199. 1852.

On scale insects, Porto Rico:—Santo Domingo; Trinidad; continental North America.

The conidial stage of this fungus is very common but the ascigerous stage is less frequently encountered.

7. **HYPOMYCES** (Fries) Tul. Ann. Sci. Nat. IV. 13: 11. 1860.

1. **Hypomyces rosellus** (Albert. & Schw.) Tul. Ann. Sci. Nat. IV. 13: 12. 1860.

Sphaeria rosella Albert. & Schw. Consp. Fung. 35. 1805.

On *Coriopsis rigida* (Berk. & Mont.) Murrill, on rotten wood, Porto Rico; on tremellaceous fungus, St. Thomas:—Cuba; continental North America; Europe.

2. **Hypomyces** sp.

On old *Polyporus*, Porto Rico.

Collected by B. Fink. The spores are small and possibly not quite mature so that the identity of the species is uncertain.

8. **PODOSTROMA** Karst. Hedwigia 31: 294. 1892.

1. **Podostroma brevipes** (Mont.) Seaver, Mycologia 2: 61. 1910.

Cordyceps brevipes Mont. Syll. Crypt. 201. 1856.

On dead wood, Porto Rico:—continental America.

2. **Podostroma orbiculare** Chardon, Mycologia 13: 286. 1921.

On decaying log, Porto Rico:—endemic.

Said to differ from other species in its woody stroma.

9. **STILBOCREA** Pat. Bull. Soc. Myc. Fr. 16: 186. 1901.

1. **Stilbocrea hypocreoides** (Kalchbr. & Cooke) Seaver, Mycologia 2: 62. 1910.

Sphaerostilbe hypocreoides Kalchbr. & Cooke, Grevillea 9: 26. 1880.

Sphaerostilbe intermedia Ferd. & Winge, Bot. Tidssk. 29: 12. 1908.

On dead wood, Porto Rico:—continental North America; Africa.

Chardon (Mycologia 13: 286) regards *Stilbocrea intermedia* (Ferd. & Winge) Seaver as a possible synonym of this species which would extend its range to the Island of St. Thomas; St. Jan and Trinidad.

10. **SPERMOEDIA** Fries, Syst. Myc. 2: 268. 1822.

1. **Spermoedia Stevensii** Seaver, Mycologia 3: 222. 1911.

Reported on *Paspalum plicatulum* Michx., Porto Rico:—continental North America.

SPECIES OF DOUBTFUL RELATIONSHIP.

GLAZIELLA Berk. Vidensk. Medd. Nat. Dor. Kiöben 1879-80: 31.

Glaziella aurantiaca (Berk. & Curt.) Sacc. Syll. Fung. 2: 582. 1883.

Xylaria aurantiaca Berk. & Curt. Jour. Linn. Soc. 10: 382. 1868.

On dead wood, Porto Rico:—Jamaica; Santo Domingo; Trinidad; Mexico.

USTILAGINOIDEA Bref. Unters. Gesammt. Myk. 12: 194. 1895.

Ustilaginoidea usambarensis P. Henn. in Engler. Bot. Jahr. 23: 239. 1897.

On *Panicum laxum* Sw., Porto Rico:—Africa.

Order 9. **DOTHIDEALES.**

Stromata superficial or becoming so.

Fam. 1. DOTHIDEACEAE.

Stromata formed under the cuticle and remaining covered.

Fam. 2. PHYLLACHORACEAE.

Family 1. **DOTHIDEACEAE.**

1. **DOTHICHLOE** Atk. Bull. Torrey Club 21: 223. 1894.

1. **Dothichloe atramentosa** (Berk. & Curt.) Atk. Jour. Myc. 11: 260. 1905.

Hypocrea atramentosa Berk. & Curt. Jour. Linn. Soc. 10: 377. 1868.

On *Andropogon leucostachys* H. B. K., *Eustachys petraea* (Sw.) Desv. [*Chloris petraea* Sw.], Porto Rico:—continental North America.

2. **Dothichloe Aristidae** Atk. Bull. Torrey Club **21**: 224. 1894.

On *Aristida portoricensis* Pilger, Porto Rico:—southern United States.
Known only from a single collection in Porto Rico obtained at Mayaguez, Mar. 7, 1916, by Whetzel and Olive.

3. **Dothichloe subnodosa** (Atk.) Chardon, Mycologia **13**: 287. 1921.

Balsania subnodosa Atk.; Chardon, Mycologia **13**: 287. 1921.
On *Ichnanthus pallens* (Sw.) Munro, Porto Rico:—southern United States.
This species has been previously reported under the names *Dothichloe nigricans* and *Dothichloe Aristidae* but is now regarded as distinct from either.

2. **DOTHIDELLA** Speg. Anal. Soc. Ci. Argent. **9**: opp. 192; **10**: 21. 1880.

1. **Dothidella flava** Stevens, Bot. Gaz. **69**: 250. 1920.

On *Lithachne pauciflora* (Sw.) Beauv., Porto Rico:—endemic.

2. **Dothidella Parryi** (Farlow) Theiss. & Syd. Ann. Myc. **13**: 312. 1915.

Endothia Parryi Farlow; Cooke, Grevillea **13**: 102. 1884.
On *Agave sisalana* Perrine and *Furcraea tuberosa* Ait., Porto Rico:—south western United States.

3. **Dothidella portoricensis** Stevens, Bot. Gaz. **69**: 249. 1920.

On *Dicranopteris* [*Gleichenia* sp.], Porto Rico:—endemic.

3. **DOTHIDINA** Theiss. & Syd. Ann. Myc. **13**: 302. 1915.

1. **Dothidina palmicola** (Speg.) Theiss. & Syd. Ann. Myc. **13**: 304. 1915.

Auerswaldia palmicola Speg. Anal. Soc. Ci. Argent. **19**: 247. 1883.
On *Euterpe globosa* Gaertn., Porto Rico:—continental South America.

2. **Dothidina peribebuyensis** (Speg.) Chardon, Mycologia **13**: 289. 1922.

Phyllachora peribebuyensis Speg. Anal. Soc. Ci. Argent. **19**: 244. 1886.
Auerswaldia Miconiae P. Henn. Hedwigia **43**: 253. 1904.
On *Heterotrichum cymosum* (Wendl.) Urban, *Miconia laevigata* (L.) DC., *M. prasina* (Sw.) DC., *M. Sintenisii* Cogn., *Tetrazygia elaeagnoides* (Sw.) DC., Porto Rico:—continental South America.

4. **ULEODOTHIS** Theiss. & Syd. Ann. Myc. **13**: 305. 1915.

1. **Uleodothis Pteridis** Stevens, Bot. Gaz. **69**: 248. 1920.

On *Pteridium caudatum* (L.) Maxon, Porto Rico:—endemic.

Family 2. **PHYLLACHORACEAE.**

1. **CATACAUMA** Theiss. & Syd. Ann. Myc. **12**: 280. 1914.

1. **Catacauma Myrciae** (Lév.) Theiss. & Syd. Ann. Myc. **13**: 393. 1915.

Dothidea Myrciae Lév., Ann. Sc. Nat. III. **5**: 264. 1846.
Phyllachora Myrciae Sacc. Syll. Fung. **2**: 597. 1883.
On *Myrcia citrifolia* (Aubl.) Urban [*Myrcia paniculata* (Jacq.) Krug & Urban], Porto Rico; Virgin Islands:—continental South America.

2. **Catacauma Ocoteae** Stevens, Bot. Gaz. **69**: 251. 1920.

On *Ocotea leucoxyloa* (Sw.) Mez., Porto Rico:—endemic.

3. **Catacauma palmicola** Stevens, Bot. Gaz. 69: 251. 1920.

On *Thrinax microcarpa* Sargent, Porto Rico:—endemic.

4. **Catacauma repens** (Corda) Theiss. & Syd. Ann. Myc. 13: 383. 1915.

Sphaeria repens Corda, Ic. Fung. 4: 142. 1840.

On *Ficus Stahlii* Warb., Porto Rico:—India.

5. **Catacauma Urbanianum** (Allesch. & P. Henn.) Theiss. & Syd. Ann. Myc. 13: 394. 1915.

Phyllachora Urbaniana Allesch. & P. Henn. Hedwigia 36: 236. 1897.

On *Calyptanthes Krugii* Kiaersk., Porto Rico:—continental South America.

2. **CATACAUMELLA** Theiss. & Syd. Ann. Myc. 13: 400. 1915.1. **Catacaumella Gouaniae** Stevens, Bot. Gaz. 69: 252. 1920.

On *Gouania polygama* (Jacq.) Urban, *G. lupuloides* (L.) Urban, Porto Rico:—endemic.

3. **DIATRACHIUM** Syd. Ann. Myc. 18: 183. 1920.

Trabutiella Stevens, Bot. Gaz. 70: 401. 1920. Not *Trabutiella* Theiss. & Syd. Ann. Myc. 12: 180. 1914.

1. **Diatractium Cordiae** (Stevens) Syd. l. c.

Trabutiella Cordiae Stevens, Bot. Gaz. 70: 401. 1920.

On *Cordia glabra* L. [*Cordia Collococca* L.], Porto Rico:—endemic.

4. **ENDODOTHELLA** Theiss. & Syd. Ann. Myc. 13: 582. 1915.1. **Endodothella tetraspora** C. R. Orton, sp. nov.

Clypeal black, amphigenous but most fully developed on upper leaf surface, scattered or sometimes confluent, 0.2–0.3 mm. wide by 0.5–1.0 mm. long, chiefly between the prominent leaf veins; fructification compound, the ascocarps chiefly in linear series, covered by the thick epiphyllous clypeus; ascocarps vertically compressed, often fan-shaped, 120–200 μ wide by 80–120 μ high, walls thick; asci chiefly cylindrical, sometimes narrowly ellipsoid 10–12 \times 65–80 μ , walls thin, fragile; 4 ascospores, uniseriate, at first one-celled becoming septate toward maturity, narrowly ovoid, usually attenuated below, 6–8 \times 20–26 μ , wall colorless; paraphyses filiform, much longer than the asci.

Like *Phyllachora* in appearance but ascospores 2-celled on maturity. Further characterized by the 4-spored ascus.

On *Andropogon bicornis* L.—El Yunque. Type collected on El Yunque, April 14, 1916. (Whetzel & Olive 449), Porto Rico:—endemic.

5. **ENGLERODOTHIS** Theiss. & Syd. Ann. Myc. 13: 285. 1915.1. **Englerodothis kilimandscharica** (P. Henn.) Theiss. & Syd. Ann. Myc. 13: 285. 1915.

Cocconia kilimandscharica P. Henn. in Engler, Pfl. Ost-Afr. 5: 31. 1895.

? *Phyllachora Mayepeae* Stevens & Dalbey, Bot. Gaz. 68: 56. 1919.

On *Mayepea domingensis* (Lam.) Krug & Urban, Porto Rico:—East Africa.

6. **MYRIOGENOSPORA** Atk. Bull. Torrey Club 21: 225. 1894.1. **Myriogenospora Bresadoleana** P. Henn. Hedwigia 41: 9. 1902.

On *Andropogon bicornis* L., *Axonopus compressus* (Sw.) Beauv., *Ichnanthus pallens* (Sw.) Munro, *Paspalum conjugatum* Berg., Porto Rico:—continental South America.

2. **Myriogenospora Paspali** Atk. Bull. Torrey Club **21**: 225. 1894.
On *Paspalum conjugatum* Berg., Porto Rico:—continental North America.
7. **PHYLLACHORA** Nitschke, Fuckel, Symb. Myc. 216. 1869.
1. **Phyllachora Acaciae** P. Henn. Hedwigia **33**: 233. 1894.
Phyllachora texana Tharp, Mycologia **9**: 118. 1917.
On *Vachellia Farnesiana* (L.) Wight & Arn., Porto Rico:—Cuba; Bahama; continental North America.
2. **Phyllachora acuminata** Starb. Arkiv. Bot. **5**²: 11. 1905.
On *Paspalum* sp., Porto Rico:—continental South America.
3. **Phyllachora Andropogonis** (Schw.) Karst. & Hariot, Rev. Myc. **12**: 172. 1890.
? *Sphaeria Andropogonis* Schw. Trans. Am. Phil. Soc. II. **4**: 209. 1832.
Reported from Porto Rico on *Paspalum millegrana* Schrad. but the determination of the fungus is doubtful. Orton thinks that the species reported under this name should be referred to some other name.
4. **Phyllachora assimilis** Theiss. & Syd. Ann. Myc. **13**: 439. 1915.
On *Schizachyrium brevifolium* (Sw.) Nees [*Andropogon brevifolius* Sw.], Porto Rico:—Himalaya.
5. **Phyllachora Banisteriae** Stevens & Dalbey, Bot. Gaz. **68**: 54. 1919.
On *Stigmaphyllon tomentosum* (Desf.) Ndz. [*Banisteria tomentosa* Desf.], Porto Rico:—endemic.
6. **Phyllachora Bourreriae** Stevens & Dalbey, Bot. Gaz. **68**: 54. 1919.
On *Bourreria succulenta* Jacq., Porto Rico:—endemic.
7. **Phyllachora Canafistulae** Stevens & Dalbey, Bot. Gaz. **68**: 55. 1919.
On *Cassia fistula* L., *C. grandis* L. f., Porto Rico:—Santo Domingo.
Formerly reported as *Phyllachora Cassiae* P. Henn., by Stevenson.
8. **Phyllachora Chardonii** C. R. Orton, sp. nov.
Clypei black, chiefly epiphyllous, scattered, 0.2-0.3 mm. wide \times 0.3-0.5 mm. long; fructification simple or compound, the ascocarps vertically flattened, 160-260 μ wide \times 80-120 μ high; asci ellipsoid, 12-22 \times 65-110 μ ; 8 ascospores, usually biseriata, rarely uniseriate in arrangement, ellipsoid, 6.5-7.5 \times 11-14 μ ; wall colorless; paraphyses filiform, much longer than the asci.
Distinguished from *Phyllachora puncta* (Schw.) Orton by the smaller clypei and the biseriata arrangement of ascospores which are also larger; from *Phyllachora congruens* Rehm, by the longer asci and broader ascospores. Named in honor of the Commissioner of Agriculture of Porto Rico.
On Poaceae: *Panicum geminatum* Forsk.
Type locality: Mayaguez, July 15, 1920, C. E. Chardon 912. Porto Rico:—endemic.
9. **Phyllachora cornuospora** Atk. Bull. Cornell Univ. **3**: 11. 1897.
On *Paspalum virgatum* L., Porto Rico:—continental North America.

10. **Phyllachora Cyperi** Rehm in Thüm. Contr. Fl. Myc. Lus. No. 282.
On *Cyperus giganteus* Vahl, Porto Rico:—Europe.
11. **Phyllachora drypeticola** Stevens & Dalbey, Bot. Gaz. 68: 55. 1919.
On *Drypetes lateriflora* (Sw.) Krug & Urban, Porto Rico:—Europe.
12. **Phyllachora Engleri** Speg. Anal. Soc. Ci. Argent. 19: 96. 1885.
On *Anthurium scandens* (Aubl.) Engler, Porto Rico:—Jamaica; Cuba; Guatemala; Trinidad; continental South America.
13. **Phyllachora Eriochloae** Speg. Anal. Mus. Nac. Buenos Aires 19: 416. 1909.
On *Paspalum conjugatum* Berg., *Valota insularis* (L.) Chase, Porto Rico:—continental South America.
14. **Phyllachora fusicarpa** Seaver in Britton, Bahama Fl. 633. 1920.
On *Duranta repens* L., Porto Rico:—Bahamas.
15. **Phyllachora Galactiae** Earle; Seaver in Britton, Bahama Fl. 633.
On *Galactia striata* (Jacq.) Urban, Porto Rico:—Bahamas.
16. **Phyllachora Genipae** Stevens & Dalbey, Bot. Gaz. 68: 55. 1919.
On *Genipa americana* L., Porto Rico:—endemic.
17. **Phyllachora Graminis** (Pers.) Fuckel, Symb. Myc. 216. 1869.
Sphaeria Graminis Pers. Obs. Myc. 1: 18. 1796.
Reported from Porto Rico on various grasses but the determination of the fungus is doubtful.
18. **Phyllachora gratissima** Rehm, Hedwigia 31: 306. 1892.
On *Persea Persea* (L.) Cockerell, Porto Rico:—continental South America.
19. **Phyllachora Heterotrichi** Stevens & Dalbey, Bot. Gaz. 68: 56. 1919.
On *Heterotrichum cymosum* (Wendl.) Urban, Porto Rico:—endemic.
20. **Phyllachora inclusa** (Berk. & Curt.) Sacc. Syll. Fung. 3: 599. 1883.
Dothidea inclusa Berk. & Curt. Proc. Am. Acad. Arts & Sci. 4: 129. 1860.
On *Jacquinia Berterii* Spreng., Porto Rico:—Nicaragua.
21. **Phyllachora Lathyri** (Lév.) Theiss. & Syd. Ann. Myc. 13: 501. 1915.
Dothidea Lathyri Lév. Demidoff Voyage 2: 106. 1915.
On *Bradburya virginiana* (L.) Kuntze, Porto Rico:—Europe; Asia.
22. **Phyllachora luteo-maculata** (Schw.) Orton; Stevenson, Jour. Dept. Agr. Porto Rico 2: 152. 1918.
Sphaeria luteo-maculata Schw. Trans. Am. Phil. Soc. II. 4: 209. 1832.
On *Andropogon leucostachys* H.B.K., Porto Rico:—continental North America.
23. **Phyllachora Maydis** Maubl. Bull. Soc. Myc. Fr. 20: 72. 1904.
On *Zea Mays* L., Porto Rico:—continental North America.

24. **Phyllachora Metastelmae** Stevens & Dalbey, Bot. Gaz. **68**: 57. 1919.
On *Metastelma* sp., Porto Rico:—endemic.
25. **Phyllachora Massinii** Toro, sp. nov.
Spots amphigenous, purplish, slightly exceeding the stroma, often confluent, irregular; stromata small, black, shining, visible on both sides of the leaf but prominent on the upper surface, occupying the mesophyll, 1-2 mm. in diameter, plurilocular; locules globose, 182-235 \times 160-200 μ ; asci cylindrical, 8-spored, 76-100 \times 10-14 μ ; spores obliquely uniseriate, ellipsoidal, hyaline, continuous, 13-17 \times 5-7 μ ; paraphyses filiform.
On *Brunellia comocladifolia* H. & B. Expl. of P. R. (W. K. & T. 2482) Type. Yuaco, June 16, 1924.
On same leaf with *Asterina Kernii* Toro.
26. **Phyllachora minuta** P. Henn. Hedwigia **41**: 143. 1902.
On *Pariti tiliaceum* (L.) St. Hil. [*Hibiscus tiliaceus* L.], Porto Rico:—Java; Philippines; Australia.
27. **Phyllachora Nectandrae** Stevens & Dalbey, Bot. Gaz. **68**: 57. 1919.
On *Nectandra patens* (Sw.) Griseb., Porto Rico:—endemic.
28. **Phyllachora nitens** Garman, Mycologia **7**: 339. 1915.
On *Schlegelia portoricensis* (Urban) Britton (Erroneously reported as *Schlegelia brachyantha* Griseb.), Porto Rico:—endemic.
29. **Phyllachora ocoteicola** Stevens & Dalbey, Bot. Gaz. **68**: 57. 1919.
On *Ocotea leucoxyylon* (Sw.) Mez., Porto Rico:—endemic.
30. **Phyllachora perforans** (Rehm) Sacc. & Syd. in Sacc. Syll. Fung. **16**: 619. 1902.
Phyllachora dalbergiicola var. *perforans* Rehm, Hedwigia **39**: 232. 1900.
On *Elsota virgata* (Sw.) Kuntze [*Securidaca virgata* Sw.], Porto Rico:—continental South America.
31. **Phyllachora Phaseoli** (P. Henn.) Theiss. & Syd. Ann. Myc. **13**: 507. 1915.
Physalospora Phaseoli P. Henn. Hedwigia **43**: 368. 1904.
Hyponectria Phaseoli Stevens, Bot. Gaz. **70**: 401. 1920.
On *Vigna vexillata* (L.) A. Rich., Porto Rico:—continental South America. Conidial stage *Zythia Phaseoli* Stevens.
32. **Phyllachora puncta** (Schw.) Orton; Stevenson, Jour. Dept. Agr. Porto Rico **2**: 153. 1918.
Sphaeria punctum Schw. Trans. Am. Phil. Soc. II. **4**: 209. 1832.
On *Optismenus hirtellus* (L.) Beauv., *O. setarius* R. & S., Porto Rico:—continental South America.
33. **Phyllachora quadraspora** Tehon, Bot. Gaz. **67**: 507. 1919.
On *Paspalum glabrum* Poir, *P. conjugatum* Berg., Porto Rico:—endemic.
34. **Phyllachora Renealmiae** Rehm, Hedwigia **36**: 383. 1897.
On *Alpinia antillarum* R. & S., Porto Rico:—continental South America.



35. *Phyllachora Roureae* Syd. Philippine Jour. Sci. **8**: 277. 1913.
On *Rourea surinamensis* Miq. [*Rourea glabra* Griseb. Not H. B. K.], Porto Rico:—Philippines.
36. *Phyllachora Scleriae* Rehm, Hedwigia **39**: 232. 1900.
On *Scleria pterota* Presl., Porto Rico:—continental South America.
37. *Phyllachora Securidacae* P. Henn. Hedwigia **43**: 251. 1904.
On *Elsota virgata* (Sw.) Kuntze, Porto Rico:—continental South America.
38. *Phyllachora serjaniicola* Chardon, Mycologia **13**: 293. 1921.
On *Serjania polyphylla* (L.) Radlk., Porto Rico.—endemic.
39. *Phyllachora simplex* Starb. Arkiv. Bot. **5**⁶: 14. 1905.
On *Coccolobis laurifolia* Jacq., Mona Island:—continental South America.
40. *Phyllachora smilacicola* Chardon, sp. nov.
Stromata amphigenous, black, globose or slightly angular, 2–3 mm. in diameter, plurilocular, occupying the mesophyll of the leaf; loculi ovate or somewhat flattened, 400–500 × 200–250 μ in diameter; asci elliptical clavate, 75–90 × 15–18 μ , 8-spored; spores uniseriate above, biseriate in the main body of the ascus, somewhat fusiform or irregularly fusoid, provided with a small appendage at each end, hyalina, the mature spores 16.5–20 × 6.5–8 μ ; paraphyses present.
Arthur, in Mycologia **9**: 77, records a rust under this number (W. & O. 348) as *Puccinia Smilacis* Schw. Our specimen is a part of this collection, being the leaves showing the *Phyllachora* and now separated out as 348b.
On *Smilax domingensis* Willd. Whetzel & Olive 348b. Maricao, Mar. 16, 1916.
41. *Phyllachora sphaerosperma* Winter, Hedwigia **23**: 170. 1884.
On *Cenchrus echinatus* L., Porto Rico; *C. myosurioides* (Sw.) Nash, Mona Island:—continental South America.
42. *Phyllachora Taruma* Speg. Anal. Soc. Ci. Argent. **19**: 94. 1886.
On *Vitex divaricata* Sw., Porto Rico:—continental South America.
43. *Phyllachora Tragiae* (Berk. & Curt.) Sacc. Syll. Fung. **2**: 601. 1883.
Dothidea Tragiae Schw.; Berk. & Curt. Jour. Acad. Nat. Sci. II. **2**: 288. 1853.
On *Croton lucidus* L., Porto Rico:—continental South America.
44. *Phyllachora viequesensis* Orton & Toro, sp. nov.
Stromata amphigenous, black, not shining, scattered, rarely confluent, irregular or occasionally circular, 0.5–1 mm. wide, 0.5–2 mm. long, mostly uniloculate, sometimes 2-loculate; locules globose or irregular, 160–220 μ long, 180–200 μ wide; clypeus mostly epiphyllous, 60–80 μ diam.; asci cylindrical, 8-spored, 110–112 × 10–12 μ , with a pedicel 10 μ long; spores obliquely uniseriate, fusiform or subfusiform, 16–20 × 6–8 μ , continuous, hyaline; paraphyses filiform.
On *Cyperus ligularis* L. Cornell University Explorations of Porto Rico (Whetzel, Kern & Toro, 2648 type). Vieques, July 17, 1925.
This fungus is unique for several reasons. The stromata are formed in the upper portions of the big air cavities of the host leaves. From the base of each stroma a compact web of brown mycelial hyphae arise and penetrate the host

cells below the cavities. In this respect it resembles *Phyllachora Thwaitesii* (Berk.) Sacc. The generic position of the fungus is also questionable. Possessing mostly uniloculate stromata it is difficult to decide whether we are dealing with a Dothideaceous or a Sphaeriaceous fungus. However, since most of the Phyllachoras on grasses are of this type the fungus is placed in this genus for the present. It also suggests *Puiggarina* Speg. a genus which has been established for uniloculate species of *Phyllachora* devoid of paraphyses. Our species, however, has paraphyses and it will necessitate the establishment of a new genus.

45. **Phyllachora Whetzeli** Chardon, *Mycologia* **13**: 293. 1921.

On *Eugenia* sp., Porto Rico:—endemic.

46. **Phyllachora Zanthoxyli** Winter; Rab.-Wint. *Fungi Eur.* 3558. 1886.

On *Zanthoxylum martinicense* (Lam.) DC., Porto Rico:—continental South America.

8. **PHAEODOTHIOPSIS** Theiss. & Syd. *Ann. Myc.* **13**: 410. 1915.

1. **Phaeodothiopsis Eupatorii** Stevens, *Bot. Gaz.* **69**: 252. 1920.

On *Critonia portoricensis* (Urban) Britton & P. Wilson [*Eupatorium portoricense* Urban], Porto Rico:—endemic.

9. **SCIRRHIA** Nitschke; Fuckel, *Symb. Myc.* 220. 1869.

1. **Scirrhia lophodermioides** Ellis & Ev. *Bull. Torrey Club* **22**: 435. 1895.

On *Saccharum officinarum* L., Porto Rico:—Sandwich Island.

10. **TRABUTIA** Sacc. & Roum. *Rev. Myc.* **3**: 27. 1881.

1. **Trabutia Bucidae** Chardon, *Mycologia* **13**: 290. 1921.

On *Bucida Buceras* L., Porto Rico:—endemic.
Known only from a single collection near Coamo.

2. **Trabutia conica** Chardon, *Mycologia* **13**: 292. 1921.

On *Drepanocarpus lunatus* (L. f.) Mey., Porto Rico; Vieques:—endemic.

3. **Trabutia Guazumae** Chardon, *Mycologia* **13**: 291. 1921.

? *Phyllachora Guazumae* P. Henn. *Hedwigia* **48**: 7. 1909.

On *Guazuma Guazuma* (L.) Cockerell [*Guazuma ulmifolia* Lam.], Porto Rico:—Cuba.

4. **Trabutia Randiae** (Rehm) Theiss. & Syd. *Ann. Myc.* **13**: 351. 1915.

Phyllachora Randiae Rehm, *Hedwigia* **36**: 371. 1897.

On *Randia* sp., St. Jan; Porto Rico:—continental South America.

5. **Trabutia Zanthoxyli** Chardon, sp. nov.

Spots irregular or roughly circular, appearing as discolored patches on both surfaces of the leaf; stromata numerous, black, not shining, epiphyllous, circular at first, later confluent and fusing into a large, irregular stroma, subcuticular; locules single, 250–400 × 100–150 μ; asci oblong-cylindrical, 8-spored, 80–100 × 15–22 μ; spores uniseriate or partially biseriata, ellipsoidal, continuous, hyaline, 12–14 × 6–7 μ; paraphyses present.

This species is characterized by the possession of a very irregular, confluent, black stroma on the upper surface of the leaves. It is a true *Trabutia* since its stroma is located between the cuticle and the epidermis.

On *Zanthoxylum martinicense* (Lam.) DC. Cornell University Explorations of Porto Rico (Whetzel & Olive 649, Apr. 19, 1916 type). Porto Rico:—endemic.

11. **TRABUTIELLA** Theiss. & Syd. Ann. Myc. **12**: 180. 1914. Not Stevens, Bot. Gaz. **70**: 401. 1920.

1. **Trabutiella Ichnanthi** (Speg.) comb. nov.

Puiggarina Ichnanthi Speg. Bot. Acad. Ci. Cordoba **26**: 356. 1923.

On *Ichnanthus pallens* (Sw.) Munro, Porto Rico:—endemic.

Order 10. FIMETARIALES.

Perithecia overtopped with a dense mass of hairs; asci and paraphyses evanescent.

Fam. 1. CHAETOMIACEAE.

Perithecia not overtopped with hairs; asci and paraphyses persistent but delicate.

Fam. 2. FIMETARIACEAE.

Family 1. CHAETOMIACEAE.

1. **CHAETOMIUM** Kunze & Schm. Myk. Hefte **1**: 15. 1817.

1. **Chaetomium globosum** Kunze & Schm. Myk. Hefte **1**: 15. 1817.

On filter paper, Porto Rico:—widely distributed.

Family 2. FIMETARIACEAE.

1. **SPORORMIA** De-Not. Mem. Acad. Torino II. **10**: 342. 1849.

1. **Sporormia minima** Auersw. Hedwigia **7**: 66. 1868.

On cow dung, Porto Rico:—continental America; Europe.

2. **Sporormia intermedia** Auersw. Hedwigia **7**: 67. 1868.

On donkey dung, St. Thomas:—continental America; Europe.

2. **FIMETARIA** Griff. & Seaver, N. Am. Fl. **3**: 65. 1910.

1. **Fimetaria fimicola** (Rob.) Griff. & Seaver, N. Am. Fl. **3**: 66. 1910.

Sordaria fimicola Ces. & De-Not. Comm. Critt. Ital. **1**: 266. 1863.

On guinea pig dung, Porto Rico:—continental North America; Europe.

2. **Fimetaria humana** (Fuckel) Griff. & Seaver, N. Am. Fl. **3**: 67. 1910.

Sphaeria humana Fuckel, Fungi Rhen. 1801. 1866.

On human dung, Porto Rico:—continental North America; Europe.

3. **PLEURAGE** Fries, Summa Veg. Scand. **418**. 1849.

1. **Pleurage arachnoidea** (Niessl) D. Griff. Mem. Torrey Club **11**: 73. 1901.

Podospora arachnoidea Niessl; Krieger, Fungi Sax. **371**. 1888.

On cow dung, Porto Rico:—continental North America; Europe.

Order 11. **SPHAERIALES.**

- Stroma wanting; perithecia free or immersed in the substratum.
- Perithecia free or nearly so.
- Superficial or nearly so, the bases occasionally slightly imbedded. Fam. 1. SPHAERIACEAE.
- Partially immersed in the substratum. Fam. 2. AMPHISPHAERIACEAE.
- Perithecia entirely immersed in the substratum, with only the necks protruding.
- Asci thickened at apex; necks of perithecia beak-like.
- Without clypeus. Fam. 3. GNOMONIACEAE.
- With clypeus. Fam. 4. CLYPEOSPHAERIACEAE.
- Asci not thickened at apex; necks of perithecia short.
- Paraphyses absent; asci united in fascicles. Fam. 5. MYCOSPHAERELLACEAE.
- Paraphyses present; asci free. Fam. 6. PLEOSPORACEAE.
- Stroma present.
- Perithecia superficial on stroma. Fam. 7. CUCURBITARIACEAE.
- Perithecia immersed in the stroma.
- Stroma immersed in the host tissues.
- Conidia in cavities in the stroma. Fam. 8. VALSACEAE.
- Conidia formed in layers. Fam. 9. MELANCONIDACEAE.
- Stroma erumpent or entirely superficial.
- Ascospores simple or septate.
- Usually allantoid. Fam. 10. DIATRYFACEAE.
- Not usually allantoid.
- Conidia in cavities. Fam. 11. MELOGRAMMATACEAE.
- Conidia in layers on surface of stroma. Fam. 12. XYLARIACEAE.

Family 1. **SPHAERIACEAE.**

1. **BERTIA** De-Not. Giorn. Bot. Ital. **1**: 335. 1844.

1. **Bertia moriformis** (Tode) De-Not. Giorn. Bot. Ital. **1**: 335. 1844.

This is based on a single collection made by Heller which I have examined microscopically. It is not *Bertia moriformis* but *Thaxteria leptosporioides*.

2. **HERPOTRICHIA** Fuckel, Symb. Myc. 146. 1869.

1. **Herpotrichia albidostoma** (Peck) Sacc. Syll. Fung. **9**: 857. 1891.

Sphaeria albidostoma Peck, Ann. Rep. N. Y. State Mus. **32**: 51. 1891.

On rotten wood and branches and coconut shells, Porto Rico;—Trinidad; continental North America.

Specimens reported under the name of *Herpotrichia diffusa* (Schw.) Ellis & Ev. belong here. The two species closely resemble each other in general appearance but differ in spore characters.

3. **HYOSPILA** Fries, Summa Veg. Scand. 421. 1869.

1. **Hyospila cordiana** Ellis & Kelsey, Bull. Torrey Club **24**: 208. 1897.

On *Cordia glabra* L., St. Croix;—endemic.

4. **LASIOSPHAERIA** Ces. & De-Not. Comm. Critt. Ital. **1**: 229. 1863.
1. **Lasiosphaeria pezizula** (Berk. & Curt.) Sacc. Syll. Fung. **2**: 195. 1883.
Sphaeria pezizula Berk. & Curt. Grevillea **4**: 106. 1875.
 On dead wood and bark, Porto Rico:—Bermuda; continental North America.
5. **LIZONIA** Ces. & De-Not. Comm. Critt. Ital. **1**: 229. 1863.
1. **Lizonia Jacquiniæ** Bri. & Har. Rev. Myc. **13**: 16. 1891.
 Reported on *Jacquinia Barbasco* (Loefl.) Mez., Porto Rico:—Jamaica.
6. **MELANOMMA** Nitschke; Fuckel, Symb. Myc. 159. 1869.
1. **Melanomma nitidulum** Bres. Bot. Jahr. **17**: 500. 1893.
 Reported from the Sintenis collection, Porto Rico:—endemic.
7. **PHAEOSPORA** Zopf. Nova Acta Leop.-Carol. **70**: 280. 1898.
1. **Phaeospora cacticola** Stevens, Trans. Ill. Acad. Sci. **10**: 177. 1917.
 On *Rhipsalis Cassutha* Gaertn., Porto Rico:—endemic.
8. **ROSELLINIA** De-Not. Atti Sci. Ital. **6**: 485. 1845.
1. **Rosellinia aquila** (Fries) De-Not. loc. cit.
Sphaeria aquila Fries, Syst. Myc. **2**: 442. 1822.
 On dead wood, Porto Rico:—continental America; Europe; Asia.
2. **Rosellinia bunodes** (Berk. & Br.) Sacc. Syll. Fung. **1**: 254. 1882.
Sphaeria bunodes Berk. & Br. Jour. Linn. Soc. **14**: 125. 1875.
 On dead wood of coffee and other hosts, Porto Rico:—Ceylon.
3. **Rosellinia metachroa** Ferd. & Winge, Bot. Tidssk. **29**: 16. 1908.
 On bark, St. Croix; St. Jan:—endemic.
5. **Rosellinia mutans** (Cooke & Peck) Sacc. Syll. Fung. **1**: 259. 1882.
Sphaeria mutans Cooke & Peck; Peck, Ann. Rep. N. Y. State Mus. **26**: 87. 1874.
 On dead wood, Porto Rico:—continental America; Europe; Asia.
6. **Rosellinia paraguayensis** Starb. Arkiv. Bot. **2**⁵: 15. 1904.
 On dead sugar stalks, Porto Rico:—South America.
7. **Rosellinia pulveracea** (Ehr.) Fuckel, Symb. Myc. 149. 1869.
Sphaeria pulveracea Ehr.; Pers. Syn. Fung. 83. 1801.
 On dead sugar cane stalks, Porto Rico:—continental America; Europe.
8. **Rosellinia subiculata** (Schw.) Sacc. Syll. Fung. **1**: 255. 1882.
Sphaeria subiculata Schw. Schr. Nat. Ges. Leipzig **1**: 44. 1822.
 On dead wood, Porto Rico; St. Croix; St. Jan:—continental North America.
9. **Rosellinia St. Cruciana** Ferd. & Winge, Bot. Tidssk. **29**: 16. 1908.
 On petioles of *Cocos nucifera* L., St. Jan; St. Croix:—endemic.

9. **TRICHOSPHAERIA** Fuckel, Symb. Myc. 144. 1869.

1. **Trichosphaeria acanthostroma** (Mont.) Sacc. Syll. Fung. 1: 454. 1882.
Sphaeria acanthostroma Mont. Syll. Crypt. 226. 1856.
 On bark, Porto Rico:—continental America.

10. **ZIGNOELLA** Sacc. Michelia 1: 346. 1878.

1. **Zignoella algaphila** Stevens, Bot. Gaz. 69: 256. 1920.
 On *Cephaleuros virescens* Kunze on *Artocarpus communis* Forst., Porto Rico:—endemic.
2. **Zignoella Magnolieae** Tracy & Earle, Bull. Torrey Club 23: 211. 1896.
 On dead bark, Porto Rico:—continental North America.

Family 2. **AMPHISPHAERIACEAE.**1. **AMPHISPHAERIA** Ces. & De-Not. Comm. Critt. Ital. 1: 225. 1863.

1. **Amphisphaeria portoricensis** Petrak, Ann. Myc. 22: 20. 1924.
 On small twigs, Porto Rico:—endemic.

Family 3. **GNOMONIACEAE.**1. **GLOMERELLA** Schr. & Spald. Science II. 17: 751. 1903.

Gnomoniopsis Stonem. Bot. Gaz. 26: 114. 1898.

1. **Glomerella piperata** (Ellis & Ev.) Spald. & Schr. Science II. 17: 751. 1903.
Gloesporium piperatum Ellis & Ev. Halsted, N. J. Agr. Exp. Sta. Rep. 2: 358. 1890.
 On *Capsicum annuum* L., *C. frutescens* L., Porto Rico:—continental North America.
2. **Glomerella rufomaculans** (Berk.) Spald. & Schr. Science II. 17: 751. 1903.
Septoria rufomaculans Berk. Gard. Chronicle 1854: 676.
Gloesporium rufomaculans Thüm. Fungi Pomicoli 59. 1879.
Gloesporium Vanilla Cooke, Grevillea 15: 18. 1886.
Gloesporium cingulatum Atk. Cornell Univ. Agr. Exp. Sta. Bull. 49: 314. 1892.
Gloesporium Psidii G. Del. Bull. Soc. Myc. Fr. 19: 143. 1903.
 On *Psidium Guajava* L., [*Vanilla Vanilla* (L.) Britton *Vanilla planifolia* Andr.]; also on dead twigs of *Citrus* sp., Porto Rico:—continental North America.

Family 4. **CLYPEOSPHAERIACEAE.**1. **ANTHOSTOMELLA** Sacc. Atti Soc. Veneto-Trent. 4: 85. 1875.

1. **Anthostomella Cecropiae** (Rehm) Höhn. Sitz.-ber. Akad. Wien. 118: 1510. 1909.

Physalospora Cecropiae Rehm, Hedwigia 40: 112. 1901.

Auerswaldia Cecropiae P. Henn. Hedwigia 43: 253. 1904.

On *Cecropia peltata* L., Porto Rico:—continental South America.

The genus *Trabutia* Sacc. & Roum. has been transferred to the Dothideales by Theissen and Sydow because its type species *T. quercina* has a distinctly dothideaceous stroma, no cell wall being present. So far as the writers are aware all the known species of the genus belong in the Dothideales. The new genus *Clypeotrabutia* is proposed here to take care of the 1-celled, hyaline-spored forms of the Clypeosphaeriaceae. A cross section of the type species of this genus, *Trabutia portoricensis* shows the presence of a true perithecial wall bordering the perithecia and shows also a distinct clypeus bordering the region of the ostium.

2. **Anthostomella Rhizomorphae** (Kunze) Berl. & Vogl. in Sacc. Syll. Fung. **9**: 508. 1891.

Sphaeria Rhizomorphae Kunze; Curr. Trans. Linn. Soc. **22**: 332. 1859.

On *Rhizophora Mangle* L., Porto Rico:—endemic.

2. **CLYPEOTRABUTIA** gen. nov.

Perithecia globose, provided with true perithecial walls, immersed in the tissues of the host, with the necks slightly protruding; clypeus evident, black, bordering the upper portion of the perithecium around the region of the ostiolum; asci cylindrical or cylindrical-clavate, 8-spored; spores 1-celled, hyaline; paraphyses present. Type species, *Trabutia portoricensis* Stevens.

1. **Clypeotrabutia portoricensis** (Stevens) comb. nov.

Trabutia portoricensis Stevens, Bot. Gaz. **70**: 401. 1920.

"Spots approximately circular, densely set with perithecia, area of young spot not at all or but slightly discolored, tissue of old spots dead, tan-colored. Perithecia conspicuous above, due to the shining, black clypeus, from below by the protuberance which they cause. Perithecial opening epiphyllous, clypeus black, 80–95 μ in diameter. Ostiole central, 10–15 μ in diameter. Perithecium central in the mesophyll. Asci irregular, thin-walled, 8-spored, inordinate, 68 \times 17 μ . Paraphyses many; spores filiform, oblong, obtuse, 24 \times 7 μ , continuous hyaline."

On *Coccolobis venosa* L. [*C. nivea* Jacq.], Herbarium University of Illinois, Porto Rican fungi (Stevens) No. 3907a. Mayaguez, Oct. 31, 1913 (*type*), a portion of which is deposited in Chardon's herbarium as No. 1509; id. id. (Stevens) No. 976, Mayaguez, Apr. 30, 1913, a portion of which is deposited in Chardon's herbarium as No. 1486; Cornell University Explorations of Porto Rico (Whetzel & Olive) No. 624, Coamo, Apr. 24, 1916; id. id. (Chardon) Nos. 917 & 929, Penuelas, July 19 & 24, 1920, respectively, Porto Rico:—endemic.

3. **LINOSPORA** Fuckel, Symb. Myc. 123. 1869.

1. **Linospora Trichostigmae** Stevens; Stevenson, Jour. Dept. Agr. Porto Rico **2**: 157. 1918, (hyponym); Bot. Gaz. **70**: 399. 1920.

On *Trichostigma octandrum* (L.) H. Walt., Porto Rico:—endemic.

Family 5. **MYCOSPHAERELLACEAE**.

1. **GUIGNARDIA** Viala & Ravaz, Bull. Soc. Myc. Fr. **8**: 63. 1892.

1. **Guignardia Cephalariae** var. **Alternantherae** (Sacc.) Stevenson, Jour. Dept. Agr. Porto Rico **2**: 155. 1918.

Laestadia Cephalariae var. *Alternantherae* Sacc. Bol. Soc. Brot. **11**: 68. 1893.

On *Achyranthes sessilis* (L.) Steud. [*Alternanthera sessilis* R. Br.], Porto Rico:—Europe.

2. **Guignardia Clusiae** Stevens, Trans. Ill. Acad. Sci. **10**: 183. 1917.

On *Clusia Gundlachii* Stahl, Porto Rico:—endemic.

3. **Guignardia Helicteres** Stevens, Trans. Ill. Acad. Sci. **10**: 183. 1917.

On *Helicteres jamaicensis* Jacq., Porto Rico:—endemic.

4. **Guignardia Heterotrichi** Stevens, Trans. Ill. Acad. Sci. **10**: 182. 1917.

On *Heterotrichum cymosum* (Wendl.) Urban, Porto Rico:—endemic.

5. **Guignardia Justiciae** Stevens; Stevenson, Jour. Dept. Agr. Porto Rico **2**: 155. 1918.

On *Stethoma verticillaris* (Nees) Britton [*Justicia verticillaris* (Nees) Urban], Porto Rico:—endemic.

6. **Guignardia Nectandrae** Stevens, Bot. Gaz. **69**: 255. 1920.

On *Nectandra coriacea* (Sw.) Griseb., Porto Rico:—endemic.

7. **Guignardia pipericola** Stevens, Trans. Ill. Acad. Sci. **10**: 183. 1917.

On *Piper marginatum* Jacq. and *Piper medium* Jacq., Porto Rico:—endemic.

8. **Guignardia prominens** Earle, Muhlenbergia **1**: 15. 1901.

On *Aegiphila martinicensis* Jacq., Porto Rico:—endemic.

9. **Guignardia Rhynchosporae** Stevens, Trans. Ill. Acad. Sci. **10**: 184. 1917.

On *Rhynchospora cyperoides* (Sw.) Mart., Porto Rico:—endemic.

10. **Guignardia Tetrazygia** Stevens; Stevenson, Jour. Dept. Agr. Porto Rico **2**: 155. 1917.

On *Tetrazygia elaeagnoides* (Sw.) DC., Porto Rico:—endemic.

2. **MYCOSPHAERELLA** Johans. Ofr. Vet.-Akad. Förh. 1884: 163.

1. **Mycosphaerella aggregata** Earle, sp. nov.

Perithecia gregarious, often 2 or 3 or more confluent in a substromatic mass, membranaceous, small, 60–75 μ in diameter; ostiola perforate, large, 14 μ in diameter; asci oval to obovate, 40 \times 15 μ ; spores distichous or inordinate, oblong, the ends obtuse, equally 1-septate, not constricted, hyaline, 12–14 \times 3–4 μ .

On indistinct spots on dead leaf tips of *Hymenocallis* near Santurce, Jan. 10, 1899, Heller 70 a, Porto Rico:—endemic.

2. **Mycosphaerella Anthurii** Miles, Trans. Ill. Acad. Sci. **10**: 252. 1917.

On *Anthurium acaule* (Jacq.) Schott, Porto Rico:—endemic.

3. **Mycosphaerella Chrysobalani** Miles, Trans. Ill. Acad. Sci. **10**: 252. 1917.

On *Chrysobalanus Icaco* L., Porto Rico:—endemic.

4. **Mycosphaerella citrullina** (Chester) Grossenb. Tech. Bull. N. Y. Agr. Exp. Station **9**: 226. 1909.

Phyllosticta citrullina Chester, Bull. Torrey Club **18**: 374. 1891.

On *Cucumis Melo* L., Porto Rico:—continental North America.

5. **Mycosphaerella Clusiae** Stevens, Trans. Ill. Acad. Sci. **10**: 181. 1917.

On *Clusia rosea* Jacq., Porto Rico:—endemic.

6. **Mycosphaerella Didymopanacis** Miles, Trans. Ill. Acad. Sci. **10**: 249. 1917.

On *Didymopanax Morototoni* (Aubl.) Dcne. & Pl., Porto Rico:—endemic.

7. **Mycosphaerella dubia** Miles, Trans. Ill. Acad. Sci. **10**: 250. 1917.

On *Solanum* sp., Porto Rico:—endemic.

8. **Mycosphaerella Fragariae** (Tul.) Lindau, E. & P. Nat. Pfl. 1¹: 424. 1897.
Sphaeria Fragariae Tul. Ann. Sci. Nat. IV. 5: 112. 1856.
 On *Fragaria* sp., Porto Rico:—continental North America.
9. **Mycosphaerella Guttiferae** Miles, Trans. Ill. Acad. Sci. 10: 250. 1917.
 On *Clusia Gundlachii* Stahl, Porto Rico:—endemic.
10. **Mycosphaerella maculiformis** (Pers.) Schröt. Krypt.-Fl. Schles. 3²: 333. 1908.
Sphaeria maculiformis Pers. Syn. Fung. 90. 1801.
 On *Inga Inga* (L.) Britton, Porto Rico:—continental North America.
11. **Mycosphaerella maxima** Miles, Trans. Ill. Acad. Sci. 10: 251. 1917.
 On unknown host, Porto Rico:—endemic.
12. **Mycosphaerella Maydis** (Passer.) Lindau in E. & P. Nat. Pfl. 1¹: 424. 1897.
Sphaerella Maydis Passer.; Rab. Fungi Eu. 1851. 1874.
 On *Syntherisma sanguinalis* (L.) Dulac., Porto Rico:—Europe.
13. **Mycosphaerella Mucunae** Stevens, Trans. Ill. Acad. Sci. 10: 182. 1917.
 On *Stizolobium prurimum* (Wight) Piper, Porto Rico:—endemic.
14. **Mycosphaerella Palmae** Miles, Trans. Ill. Acad. Sci. 10: 252. 1917.
 On leaves of palms, Porto Rico:—endemic.
15. **Mycosphaerella Perseae** Miles, Trans. Ill. Acad. Sci. 10: 251. 1917.
 On *Persea Persea* (L.) Cockerell, Porto Rico:—endemic.
16. **Mycosphaerella Sacchari** (Speg.) comb. nov.
Sphaerella Sacchari Speg. Rev. Agr. Univ. La Plata 1896: 30.
 On dead leaves of *Saccharum officinarum* L., Porto Rico:—South America.
17. **Mycosphaerella subastoma** Stevens & Dalbey, Mycologia 11: 8. 1919.
 On *Anemia adiantifolia* (L.) Sw., Porto Rico:—endemic.
18. **Mycosphaerella Tabebuiae** Miles, Trans. Ill. Acad. Sci. 10: 249. 1917.
 On *Tabebuia haemantha* (Bert.) DC., Porto Rico:—endemic.
19. **Mycosphaerella tetraspora** Seaver, sp. nov.

Spots numerous, subcircular in outline, light colored in the center with a dark brown border, reaching a diameter of 1 mm.; perithecia few to each spot and usually located near the center of the infected area; asci clavate 40–45 × 8 μ, 4-spored (so far as observed); spores fusoid, 1-septate, hyaline 12–14 × 3–4 μ.
 On living leaves of *Commelina elegans* H. B. K.

Type collected at Mayaguez, February, 1923. No. 413. All spots do not show perithecia and it is not easy to get asci and spores. After some persistence, however, several mounts were made. Only four spores could be detected in the asci examined. Some ascomycetes which normally produce eight will sometimes show only four mature ones. So some allowance should be made in case the number should be found to vary.

20. **Mycosphaerella tirolensis** (Auersw.) Magn. Pilze Tirol 463. 1905.
Sphaerella tirolensis Auersw. Syn. Pyrenom. Eu. 20. 1869.
 On *Pityrogramma sulphurea* (Sw.) Maxon [*Gymnogramma sulphurea* (Sw.) Desv.], Porto Rico:—Europe.
3. **PHAEOSPHAERELLA** Karst. Medd. Soc. Fauna Fl. Fenn. 16: 28. 1888.
1. **Phaeosphaerella Paspali** Tehon, Bot. Gaz. 67: 508. 1919.
 On *Paspalum glabrum* Poir., Porto Rico:—endemic.
4. **STIGMATEA** Fries, Summa Veg. Scand. 421. 1849.
1. **Stigmatea Piperis** Rehm, Hedwigia 40: 105. 1901.
 On leaves of *Piper Amalago* L., St. Jan:—South America.
2. **Stigmatea Guettardae** Tehon, Bot. Gaz. 67: 508. 1919.
 On *Guettarda ovalifolia* Urban, Porto Rico:—endemic.

Family 6. **PLEOSPORACEAE.**

1. **LEPTOSPHAERIA** Ces. & De-Not. Comm. Critt. Ital. 1: 234. 1863.
1. **Leptosphaeria Sacchari** van Breda de Haan, Meded. Proefst. Suik. West-Java 1892: 25.
 On *Saccharum officinarum* L., Porto Rico:—Java.
Leptosphaeria saccharicola P. Henn. has also been doubtfully reported on the same host.
2. **METASPHAERIA** Sacc. Syll. Fung. 2: 156. 1883.
1. **Metasphaeria abortiva** Stevens, Trans. Ill. Acad. Sci. 10: 186. 1917.
 On *Calyptrocordia alba* (Jacq.) Britton [*Varronia alba* Jacq.], Porto Rico:—endemic.
3. **OPHIOBOLUS** Riess, Hedwigia 1: 27. 1854.
1. **Ophiobolus barbatus** Pat. & Gaill. Bull. Soc. Myc. Fr. 4: 114. 1888.
 On *Vitex* sp., Porto Rico:—continental South America.
4. **PHYSALOSPORA** Niessl, Verh. Nat. Ver. Brünn 14: 10. 1876.
1. **Physalospora Andirae** Stevens, Trans. Ill. Acad. Sci. 10: 184. 1917.
 On *Andira inermis* H. B. K., Porto Rico:—endemic.
2. **Physalospora Bambusae** (Rab.) Sacc. Syll. Fung. 1: 446. 1882.
Sphaeria Bambusae Rab. Hedwigia 17: 45. 1878.
 On *Lasiacis sorghoidea* (Desv.) H. & C., Porto Rico:—India.
3. **Physalospora carophyllinicola** Stevens, Trans. Ill. Acad. Sci. 10: 184. 1917.
 On *Drymaria cordata* (L.) Willd., Porto Rico:—endemic.
4. **Physalospora Ecastophylli** (Lév.) Sacc. Syll. Fung. 1: 446. 1882.
Sphaeria Ecastophylli Lév. Ann. Sci. Nat. III. 3: 54. 1845.
 On *Ecastophyllum Ecastophyllum* (L.) Britton [*Pterocarpus Ecastophyllum* L.], Porto Rico:—endemic.

5. **Physalospora Hoyae** Höhn. Sitz.-ber. Akad. Wien. **114**: 122. 1907.
On *Ficus* sp., Mona Island;—Samoa Islands.
6. **Physalospora Lagunculariae** Rehm, Hedwigia **40**: 113. 1901.
On *Laguncularia racemosa* (L.) Gaertn., Porto Rico;—South America.
7. **Physalospora tucumanensis** Speg. Rev. Agr. Univ. La Plata **1896**: 22S.
On dead sugar cane stalks, *Saccharum officinarum* L., Porto Rico;—South America.

Family 7. **CUCURBITARIACEAE.**

1. **OTTHIA** Nitschke; Fuckel, Symb. Myc. Nachtr. **1**: 19. 1871.
1. **Otthia Panici** Stevens, Trans. Ill. Acad. Sci. **10**: 185. 1917.
On *Panicum maximum* Jacq., Porto Rico;—endemic.
2. **ROSTRONITSCHKIA** Fitzp. Mycologia **11**: 165. 1919.
1. **Rostronitschkia nervincola** Fitzp. Mycologia **11**: 166. 1919.
Nitschkia nervicola Rehm (in litt.).
On *Pentstemon albidiflorus* Dcne., Porto Rico;—Jamaica.
3. **THAXTERIA** Sacc. Syll. Fung. **9**: 687. 1891.
1. **Thaxteria leptosporioides** (Winter) Fitzp. Mycologia **15**: 60. 1923.
Coloesphaeria leptosporioides Winter, Hedwigia **22**: 2. 1883.
Nitschkia rugulosa (Rick) Höhn. Sitz.-ber. Akad. Wien **123**: 58, 59. 1914.
Leptospora leptosporioides Höhn. Ann. Myc. **16**: 105. 1918.
This fungus has been reported by Stevenson as *Bertia moriformis* (Tode) De-Not.
On dead wood, Porto Rico;—continental America, Europe.

Family 8. **VALSACEAE.**

1. **VALSA** Fries, Summa Veg. Scand. **410**. 1849.
1. **Valsa chlorina** Pat. Bull. Soc. Myc. Fr. **22**: 56. 1906.
Eutypella Cocos Ferd. & Winge, Vidensk. Meddel. **1908**: 141.
Scoptria chlorina Petrak, Ann. Myc. **22**: 79. 1924.
On husks of *Cocos nucifera* L., Porto Rico; St. Croix;—French Polynesia.
2. **Valsa Sacchari** Stevenson, Jour. Dept. Agr. Porto Rico **2**: 157. 1918.
On dead sugar cane stalks, *Saccharum officinarum* L., Porto Rico;—endemic.
2. **EUTYPA** Tul. Fung. Carp. **2**: 52. 1863.
1. **Eutypa aurantiicola** Speg. Anal. Soc. Ci. Argent. **26**: 26. 1888.
On stumps of wood, St. Jan; St. Thomas;—Europe.
2. **Eutypa flavovirescens** var. **multiceps** (Sow.) Sacc. Syll. Fung. **1**: 173. 1882.
Sphaeria multiceps Sow. Engl. Fungl. pl. **394**. 1803.
On stumps of wood, St. Jan;—Europe.

Family 9. **MELANCONIDACEAE.**

1. **MELANCONIS** Tul. Fung. Carp. 2: 115. 1863.

1. **Melanconis Sacchari** Masseé; Spég. Rev. Agr. Univ. La Plata 1895: 242.

According to Stevenson, a mistake for *Melanconium Sacchari* Mass. See Melanconiaceae.

2. **VALSARIA** Ces. & De-Not. Comm. Critt. Ital. 1: 205. 1863.

1. **Valsaria subtropica** Spég. Anal. Mus. Nac. Buenos Aires III. 12: 372. 1909.

On dead sugar cane stalks, *Saccharum officinarum* L., Porto Rico:—South America.

Family 10. **DIATRYPACEAE.**

1. **DIATRYPE** Fries, Summa Veg. Scand. 384. 1849.

1. ?**Diatrype Stigma** (Hoffm.) Fries, Summa Veg. Scand. 385. 1849.

On dead wood, Porto Rico:—Bahamas; continental America; Europe; Siberia.

The specimen is rather poor so that the determination is somewhat doubtful.

Family 11. **MELOGRAMMATACEAE.**

1. **BOTRYOSPHAERIA** Ces. & De-Not. Comm. Critt. Ital. 1: 211. 1863.

1. **Botryosphaeria xanthocephala** (Syd. & Butler) Theiss. & Syd. Ann. Myc. 14: 26. 1916.

Phyalospora xanthocephala Syd. & Butler, Ann. Myc. 9: 408. 1911.

On *Cajon Cajan* (L.) Millsp., Porto Rico:—India.

2. **ENDOTHIA** Fries, Summa Veg. Scand. 385. 1849.

1. **Endothia longirostris** Earle, Muhlenbergia 1: 14. 1901.

On dead bark, Porto Rico:—Trinidad.

3. **MYRMAECIUM** Nitschke; Fuckel, Symb. Myc. 227. 1849.

1. ?**Myrmaecium Cannae** Dearn. & Barth.; Dearn. Mycologia 9: 347. 1917.

On *Canna indica* L., Porto Rico:—endemic.

2. **Myrmaecium rubricosum** (Tul.) Fuckel, Symb. Myc. 227. 1869.

Melogramma rubricosum Tul. Fung. Carp. 2: 84. 1863.

On dead bark, Porto Rico:—Europe.

Family 12. **XYLARIACEAE.**

1. **DALDINIA** Ces. & De-Not. Comm. Critt. Ital. 1: 197. 1863.

1. **Daldinia concentrica** (Bolt.) Ces. & De-Not. Comm. Critt. Ital. 1: 198. 1863.

Sphaeria concentrica Bolt. Fungi Halifax 3: 180. 1789.

On dead wood, Porto Rico:—Cuba; Bahamas; continental America; Europe; Asia; Borneo; Ceylon; Tasmania; New Zealand; Java.

Also reported from St. Croix, St. Jan. and St. Thomas under the name of *Daldinia Eshscholzii*.

2. **HYPOXYLON** Bull. Champ. Fr. 1: 168. 1809.1. **Hypoxylon annulatum** (Schw.) Mont. in Hist. Chil. 7: 445. 1854.

Sphaeria annulata Schw. Jour. Acad. Sci. Phila. 5: 11. 1825.

On dead wood, Porto Rico:—Bahamas; continental North America; New Zealand.

2. **Hypoxylon citrinum** Shear, sp. nov.

Stromata subpulvinate, very irregular in shape, erumpent, gregarious or scattered, occasionally confluent, with somewhat irregular surface but thin and fragile, gray at first on the outside becoming dark chestnut to black with age and bright lemon yellow to golden within; 1–3 mm. across, frequently only 2 or 3 perithecia in a stroma and occasionally with separate perithecia; perithecia depressed-globose, mostly embedded in the scanty stroma, about $\frac{1}{2}$ mm. in diameter, with a thin, fragile wall; ostioles papillate, small, black; asci cylindrical, stipitate, 75–85 μ long; paraphyses not seen; ascospores overlapping-uniseriate, short elliptic to subglobose, continuous, smooth, dark brown, 10.5–12 \times 7–8 μ .

Type, No. 378 Seaver & Chardon on dead corticate branches, Porto Rico, 1923, in Pathological Collections, U. S. Department of Agriculture and New York Botanical Garden.

The most striking character of this species is the bright light golden color of the inside of the stroma, which is usually noticeable in the specimens on account of their fragile character. The plant might have been referred to *Rosellinia* on account of the perithecia being occasionally separate, gregarious or only slightly united in stromata, but no description of it could be found under that genus.

3. **Hypoxylon fusco-purpureum** (Schw.) Berk. Jour. Linn. Soc. 10: 385. 1868.

Sphaeria fusco-purpurea Schw. Jour. Acad. Sci. Phila. 5: 16. 1825.

On dead citrous branches, Porto Rico:—Cuba; Bahamas; continental North America.

4. **Hypoxylon leucodermium** Shear, sp. nov.

Stromata subpulvinate, discoid or irregular in outline, superficial, appressed to the surface of the bark and attached at the center by a narrow base, gregarious or somewhat scattered, occasionally confluent, surface smooth or slightly roughened by the ostioles, carbonous without but soft within when fresh, whitened without when young with a thin, compact conidial layer which gradually disappears with age, apparently finally becoming black, white within, $\frac{1}{4}$ –1 cm. in diameter, 2–3 mm. thick; perithecia black, globose to subglobose, entirely embedded in the stroma, $\frac{3}{4}$ –1 mm. diameter; ostioles black, very slightly elevated, small; asci cylindrical, stipitate, p. sp. 180–200 \times 13–15 μ ; paraphyses doubtful. The asci appear to be embedded in a hyaline gelatinous layer lining the inner surface of the perithecia. Spores uniseriate or slightly overlapping, elliptical, inequilateral, smooth, continuous, dark brown, 23–30 \times 10–11.5 μ .

Type, No. 632 Seaver & Chardon on decaying corticate branches, Porto Rico, 1923. In Pathological Collections, U. S. Department of Agriculture, and New York Botanical Garden.

The nearest relative of this species with which we are acquainted is *Hypoxylon Berteri* Mont., which we also have from Porto Rico and which is readily distinguished by the size of its ascospores, which are only 10–12 \times 5–7.5 μ , according to the type specimen which we have examined. Both species are somewhat intermediate in character between *Hypoxylon* and *Xylaria* in having the substance of the stroma of the structure and color of *Xylaria* and being attached at the center of the base.

5. **Hypoxylon perforatum** (Schw.) Fries, Summa Veg. Scand. 384. 1849.

Sphaeria perforata Schw. Schr. Nat. Ges. Leipzig 1: 5. 1822.

On dead bamboo, Porto Rico:—continental North America; India; Ceylon.

6. **Hypoxyton pseudopachyloma** Speg. Bol. Acad. Ci. Cordoba 11: 205. 1888.
On dead branches, St. Croix; St. Jan; St. Thomas:—South America.

7. **Hypoxyton rubiginosum** (Pers.) Fries, Summa Veg. Scand. 384. 1849.
Sphaeria rubiginosa Pers. Syn. Fung. 11. 1801.
On dead wood, Porto Rico; St. Croix; St. Jan; St. Thomas:—Cuba; continental North America; Europe; Ceylon; Java; North Africa.

8. **Hypoxyton St. Janianum** Ferd. & Winge, Bot. Tidssk. 29: 14. 1908.
On branches ?, St. Jan:—endemic.

3. **KRETZSCHMARIA** Fries, Summa Veg. Scand. 409. 1849.

1. **Kretzschmaria coenopus** (Fries) Sacc. Syll. Fung. 9: 565. 1891.
Sphaeria coenopus Fries, Linnaea 5: 542. 1830.
On dead wood, Porto Rico:—Cuba; Central and South America.

2. **Kretzschmaria rugosa** Earle, Bull. N. Y. Bot. Garden 3: 311. 1905.
On dead wood, Porto Rico:—St. Kitts; Trinidad.
While described as a *Kretzschmaria* this species probably belongs rather with the genus *Xylaria* and may be identical with *Xylaria tuberiformis* Berk. as has been suggested.

3. **Kretzschmaria Tuckerii** Lloyd, Myc. Notes 7: 1353. 1925 (hyponym).
On rotten wood, Porto Rico:—endemic.

4. **NUMMULARIA** Tul. Fung. Carp. 2: 42. 1863.

1. **Nummularia Bulliardii** Tul. Fung. Carp. 2: 43. 1863.
Occurring on dead wood or occasionally a wound parasite on *Ficus nitida* Thunb. and other trees, Porto Rico; St. Jan; St. Thomas:—Bahamas; North America; Europe.

2. **Nummularia cincta** Ferd. & Winge, Bot. Tidssk. 29: 15. 1909.
On dead wood, Porto Rico; St. Jan:—Hispaniola.

3. **Nummularia dura** Ferd. & Winge, Bot. Tidssk. 29: 15. 1908.
On bark, St. Croix; St. Jan:—endemic.

4. **Nummularia emergens** Lloyd, Myc. Notes 7: 1353.
Erumpent through the bark of unnamed host, Porto Rico:—endemic.

5. **Nummularia Glycyrrhiza** (Berk. & Curt.) Sacc. Syll. Fung. 1: 401. 1882.
Hypoxyton Glycyrrhiza Berk. & Curt. Jour. Acad. Nat. Sci. Phila. II. 2: 285. 1853.
Reported from the Sintenis collection, Porto Rico:—Central and South America.

6. **Nummularia punctulata** (Berk. & Rav.) Sacc. Syll. Fung. 1: 399. 1882.
Diatrype punctulata Berk. & Rav. Grevillea 4: 94. 1876.
On dead wood, Porto Rico:—continental North America.

7. **Nummularia repanda** Nitschke, Pyrenom. Germ. 57. 1867.
Sphaeria repanda Fries, Obs. Myc. 1: 168. 1815.
 On dead wood, Porto Rico:—North and Central America; Europe.
5. **PORONIA** Gledits.; Willd. Fl. Berol. 400. 1787.
1. **Poronia Chardoniana** Toro, sp. nov.
 Stipitate, mummy-brown, small; stipe 0.5–1.5 mm. long, expanding above into a spherical stroma 0.25–1 mm. in diameter, mammilose from the slightly prominent perithecia; perithecia 1–4 in a stroma, ovate when solitary, otherwise globose, with a faintly developed beak, 115–140 μ in diameter; ostiola prominent, black, convex 12–18 μ in diameter; asci 8-spored, cylindrical, 132–140 \times 15–19 μ ; ascus wall soon evanescent; spores mostly uniseriate, sometimes biseriate in the center of ascus, greenish and 0–several guttulate when young, dark continuous with age, brown, elliptical 33–42 \times 15–18 μ ; paraphyses abundant but imperfectly developed.
 On horse dung. Exp. of P. R. (W. K. & T. 2686). Vieques, July 18, 1924. Cornell Herb. 14745 (Type).
2. **Poronia Oedipus** Mont. Syll. Fung. 209. 1856.
 On manure, Porto Rico:—Bermuda; Cuba; continental America.
6. **SOLENOPLEA** Starb. Bih. Sv. Vet.-Akad. Handl. 27 (3)⁹: 13. 1901.
1. **Solenoplea peltata** Lloyd, Myc. Notes 7: 1354. 1925.
 On wood, Porto Rico:—endemic.
7. **SPIROGRAMMA** Ferd. & Winge, Vidensk. Meddel. 1908: 142. 1908.
1. **Spirogramma Boergesenii** Ferd. & Winge, Vidensk. Meddel. 1908: 143.
 On dead branches, St. Croix; St. Jan:—endemic.
8. **USTULINA** Tul. Fung. Carp. 2: 23. 1863.
1. **Ustulina vulgaris** Tul. Fung. Carp. 2: 23. 1863.
 On dead wood and on the larger roots and crowns of dying grape fruit trees, Porto Rico:—Cuba; continental America; Europe; Ceylon.
 Probably the same fungus as reported from the Schwanecke collection as *Hypoxyton vulgare* Link.
9. **XYLARIA** Hill. Hist. Pl. 62. 1773.
1. **Xylaria æmulans** Starb. Bih. Sv. Vet.-Akad. Handl. 27 (3)⁹: 13. 1901.
 On wood, Porto Rico:—continental South America.
2. **Xylaria apiculata** Cooke, Grevillea 8: 66. 1879.
 On dead wood, Porto Rico:—New Zealand.
3. **Xylaria appendiculata** Ferd. & Winge, Bot. Tidssk. 29: 17. 1908.
 On dried leaves of *Enallagma latifolia* (Mill.) Small [*Crescentia cucurbitina* L.], St. Croix:—endemic.
4. **Xylaria Arbuscula** Sacc. Michelia 1: 249. 1878.
 On dead wood, Porto Rico:—Bermuda; Bahamas; continental North America; Europe.
 Some are inclined to regard this as a branched form of the preceding.

5. ***Xylaria aristata*** Mont. Ann. Sci. Nat. IV. 3: 107. 1855.
On dead leaves, Porto Rico:—Bahamas; continental South America; Borneo.
6. ***Xylaria axifera*** Mont. Ann. Sci. Nat. IV. 3: 106. 1855.
On dead wood, Porto Rico:—Cuba; Borneo; Java.
7. ***Xylaria Berkeleyi*** Mont. Ann. Sci. Nat. IV. 3: 104. 1855.
On dead wood, Porto Rico:—continental South America.
8. ***Xylaria clavicularis*** Klotzsch, Linnaea 25: 365. 1852.
On rotten wood, Porto Rico:—endemic.
Reported from the Schwanecke collection.
9. ***Xylaria consociata*** Starb. Bih. Sv. Vet.-Akad. Handl. 27 (3)⁹: 17. 1901.
On old wood, Porto Rico:—continental South America.
10. ***Xylaria cubensis*** Mont. Syll. Crypt. 202. 1856.
On dead wood, Porto Rico:—Cuba; continental South America.
Xylaria involuta of the Sintenis collection is regarded by recent workers as identical with this species.
11. ***Xylaria euglossa*** Fries, Nova Acta. Soc. Sci. Ups. III. 1: 124. 1855.
On wood, Porto Rico:—Costa Rica.
The present species is recorded on determination made by C. G. Lloyd.
12. ***Xylaria Gomphus*** Fries, Nov. Symb. Myc. 127. 1855.
Reported from the Sintenis collection, Porto Rico:—continental South America.
13. ***Xylaria fimbriata*** Lloyd, Myc. Notes 51: 726. 1917.
On dead wood and soil, Porto Rico:—endemic.
14. ?***Xylaria Hypoxylon*** (L.) Grev. Fl. Edin. 355. 1824.
Clavaria Hypoxylon L. Sp. Pl. 1182. 1753.
On dead wood, Porto Rico:—Cuba; continental America; Europe; Asia; Australia; Java.
The report is based on a sterile specimen so that the identity is somewhat doubtful.
15. ***Xylaria inaequalis*** Berk. & Curt. Jour. Linn. Soc. 10: 382. 1868.
On wood, Porto Rico:—Cuba.
16. ***Xylaria lignosa*** Ferd. & Winge, Bot. Tidssk. 29: 18. 1908.
On trunks, St. Croix:—endemic.
17. ***Xylaria multiplex*** (Kunze) Berk. & Curt. Jour. Linn. Soc. 10: 381. 1868.
Sphaeria multiplex Kunze, Linnaea 5: 536. 1830.
On old pods of *Hymenaea Courbaril* L., Porto Rico:—Cuba; continental South America; New Zealand; Java.

18. **Xylaria myosurus** Mont. Syll. Crypt. 206. 1856.
On wood, Porto Rico:—continental South America.
19. **Xylaria obovata** (Berk.) Berk. Jour. Linn. Soc. **10**: 380. 1868.
Sphaeria obovata Berk. Ann. Nat. Hist. **3**: 397. 1839.
On wood, Porto Rico:—Cuba; St. Vincent; continental South America.
This species has been recorded from Porto Rico but the specimen on which the report is based agrees with *Kretzschmaria rugosa* Earle which as indicated before may be a *Xylaria*.
20. **Xylaria obtusissima** (Berk.) Sacc. Syll. Fung. **1**: 318. 1882.
Hypoxyton obtusissimum Berk. Ann. Mag. Nat. Hist. II. **9**: 202. 1852.
On wood, Porto Rico:—Santo Domingo.
Reported from the Sintenis collection.
21. **Xylaria partita** Lloyd, Myc. Notes **48**: 675. 1917.
On dead wood, Porto Rico:—endemic.
22. **Xylaria polymorpha** (Pers.) Grev. Fl. Edin. 355. 1824.
Sphaeria polymorpha Pers. Syn. Fung. 7. 1801.
On wood, Porto Rico:—continental North and Central America; Europe; Asia; Australia; Java.
Reported from both the Sintenis and Schwanecke collections.
23. **Xylaria portoricensis** Klotzsch, Linnaea **25**: 364. 1852.
On wood, Porto Rico:—endemic.
Reported from both the Sintenis and Schwanecke collections.
24. **Xylaria Schweinitzii** Berk. & Curt. Jour. Acad. Nat. Sci. Phil. II. **2**: 284. 1853.
On dead wood, Porto Rico:—continental North America.
25. **Xylaria scopaeformis** Mont.; Berk. & Br. Jour. Linn. Soc. **14**: 119. 1873.
On dead wood, Porto Rico:—Cuba; continental South America; Ceylon.
26. **Xylaria sessilis** Ferd. & Winge, Bot. Tidssk. **29**: 18. 1908.
On bark, St. Thomas:—endemic.
27. **Xylaria subtorulosa** Speg. Bol. Acad. Ci. Cordoba **11**: 515. 1889.
On mossy trunks, St. Thomas:—South America.
28. **Xylaria subtrachelina** P. Henn. Hedwigia **43**: 207. 1904.
On brittle wood, St. Croix:—South America.
29. **Xylaria tabacina** (Kickx) Berk. Jour. Bot. & Kew Mis. **6**: 225. 1854.
Hypoxyton tabacinum Kickx, Bull. Acad. Brux. **8**²: 76. 1841.
On wood. Reported from Porto Rico under the name of *Xylaria involuta* Cooke, which is regarded as a synonym of the above. See Grevillea **13**: 9. 1884.
Porto Rico:—Cuba; South America; Asia.

Order 12. **PEZIZALES.**

Asci operculate.

Spores remaining permanently hyaline or

pale brownish, never purple.

Fam. 1. PEZIZACEAE.

Spores becoming purple, fading to brown.

Fam. 2. ASCOBOLACEAE.

Asci inoperculate.

Apothecia superficial.

Apothecia club-shaped.

Fam. 3. GEOGLOSSACEAE.

Apothecia discoid or cup-shaped.

Fleshy or waxy, the ends of the paraphyses free.

Color bright, usually yellow.

Fam. 4. HELOTIACEAE.

Color dull or dark.

Fam. 5. MOLLISIIACEAE.

Leathery or cartilaginous, the ends of the paraphyses forming an epithecium.

Fam. 6. PATELLARIACEAE.

Apothecia erumpent.

Fam. 7. CENANGIACEAE.

Family 1. **PEZIZACEAE.**1. **COOKEINA** Kuntze, Rev. Gen. Pl. 2: 849. 1891.1. **Cookeina sulcipes** (Berk.) Kuntze, Rev. Gen. Pl. 2: 849. 1891.*Peziza sulcipes* Berk. Jour. Bot. 1: 141. 1842.

On dead and rotten wood, Porto Rico:—Cuba; Jamaica; Santo Domingo; Trinidad; Mexico; Central and South America; Samoa; Java.

2. **Cookeina tetraspora** Seaver, Mycologia 17: 45. 1925.

On decaying leaves of some palm, also on old stick, Porto Rico:—endemic.

3. **Cookeina Tricholoma** (Mont.) Kuntze, Rev. Gen. Pl. 2: 849. 1891.*Peziza Tricholoma* Mont. Ann. Sci. Nat. II. 2: 77. 1834.

On dead wood, Porto Rico:—Cuba; Santo Domingo; Jamaica; Guadeloupe; Trinidad; Mexico; southeastern United States; Central and South America; Philippine Islands; West Africa.

2. **HUMARIA** (Fries) Sacc. Syll. Fung. 8: 118. 1889.1. **Humaria Cookeina** Seaver, Mycologia 17: 46. 1925.

On dead sticks, Porto Rico:—endemic.

2. **Humaria phyllogena** Seaver, Mycologia 17: 46. 1925.

On dead leaves, Porto Rico:—endemic.

3. **LACHNEA** Gill. Champ. Fr. Discom. 57. 1879.1. **Lachnea coprinaria** (Cooke) Phill. Brit. Discom. 224. 1887.*Peziza coprinaria* Cooke, Grevillea 4: 91. 1875.

On dung, Porto Rico:—continental America; Europe.

2. **Lachnea cubensis** (Berk. & Curt.) Sacc. Syll. Fung. 8: 176. 1889.*Peziza cubensis* Berk. & Curt. Jour. Linn. Soc. 10: 366. 1868.

On dead sugar cane and debris, Porto Rico:—Cuba; Jamaica; Bahamas; Trinidad; Texas; continental South America.

3. **Lachnea scutellata** (L.) Gill. Champ. Fr. Discom. 75. 1882.
Peziza scutellata L. Sp. Pl. 1181. 1753.
 Reported on *Musa* sp. from St. Croix:—continental North America; Mexico; Europe. The present species is very similar to the preceding and specimens reported under this name may be identical with that one.

4. **LAMPROSPORA** De-Not. Comm. Critt. Ital. 1: 388. 1863.

1. **Lamprospora discoidea** (P. Henn. & Nym.) Seaver, Mycologia 6: 19. 1914.
Barlaea discoidea P. Henn. & Nym. Monsunia 1: 33. 1900.
 On the ground, Porto Rico:—continental North America.
2. **Lamprospora salmonicolor** Seaver, Mycologia 17: 47. 1925.
 On bare soil, Porto Rico:—endemic.
3. ? **Lamprospora Wrightii** (Berk. & Curt.) Seaver, Mycologia 6: 15. 1914.
Peziza Wrightii Berk. & Curt.; Berk. & Br. Ann. Mag. Nat. Hist. III. 15: 444. 1865.
 On soil, Porto Rico:—Cuba; continental North America; Europe.

5. **PEZIZA** (Dill.) L. Sp. Pl. 1180. 1753.

1. **Peziza adnata** Berk. & Curt. Jour. Linn. Soc. 10: 365. 1868.
 On wood, Porto Rico:—Cuba.

6. **PHILLIPSIA** Berk. Jour. Linn. Soc. 18: 388. 1881.

1. **Phillipsia domingensis** Berk. Jour. Linn. Soc. 18: 388. 1881.
Peziza domingensis Berk. Ann. Mag. Nat. Hist. II. 9: 201. 1852.
 On dead wood, Porto Rico:—Cuba; Santo Domingo; Jamaica; continental South America; Australia; Japan; Africa; Samoa.
2. **Phillipsia Chardoniana** Seaver, Mycologia 17: 48. 1925.
 On decaying wood, Porto Rico:—endemic.
 This species is known from a single collection by Chardon near Adjuntas. The large size and brilliant color make it a conspicuous plant and it should be recollected.

7. **PYRONEMA** Carus, Nov. Act. Acad. Nat. Cur. 17: 370. 1835.

1. **Pyronema omphalodes** (Bull.) Fuckel, Symb. Myc. 319. 1869.
Peziza omphalodes Bull. Herb. Fr. pl. 485, f. 1. 1790. Hist. Champ. 264. 1809.
 On burnt ground, Porto Rico; St. Croix:—probably world wide.
 Although apparently occurring on burnt ground everywhere, this fungus is seldom collected except by those who are familiar with its appearance and habits. The first collection recorded from Porto Rico was obtained by us in 1923.

Family 2. **ASCOBOLACEAE.**

1. **ASCOBOLUS** Pers. in L. Syst. Nat. 1461. 1791.

1. **Ascobolus immersus** Pers. Obs. Myc. 1: 35. 1796.
 Grown by the writer on dung collected in Porto Rico by B. Fink:—Bermuda; continental North America; Europe.

2. **Ascobolus magnificus** Dodge, Mycologia 4: 218. 1912.
On cow manure, Porto Rico:—continental North America.
3. **Ascobolus stercorarius** (Bull.) Schröt. Krypt.-Fl. Schles. 3²: 56. 1908.
Peziza stercoraria Bull. Herb. Fr. pl. 376, f. 1. 1787.
On cow dung, Porto Rico:—Bermuda; continental America; Europe; Africa.
2. **ASCODESMIS** Van Tiegh. Bull. Soc. Bot. Fr. 23: 271. 1876.
1. **Ascodesmis porcina** Seaver, Mycologia 8: 3. 1916.
On pig dung, Porto Rico:—continental North America.
This inconspicuous species has been obtained once on pig dung from Porto Rico and once on similar substratum from New Jersey.
3. **ASCOPHANUS** Boud. Ann. Sci. Nat. V. 10: 241. 1869.
1. **Ascophanus carneus** (Pers.) Boud. Ann. Sci. Nat. V. 10: 250. 1869.
Ascobolus carneus Pers. Syn. Fung. 676. 1801.
On dung, Porto Rico; St. Thomas:—Bermuda; continental North America. Europe.
2. **Ascophanus granulatus** (Bull.) Speg. Michelia 1: 235. 1878.
Peziza granulata Bull. Herb. Fr. pl. 438, f. 3. 1789.
On dung and debris, Porto Rico:—continental America; Europe; Ceylon.
3. **Ascophanus testaceus** (Moug.) Phill. Brit. Discom. 310. 1887.
Peziza testacea Moug.; Fries, Elench. Fung. 2: 11. 1828.
On rotten leather, Porto Rico:—continental North America; Europe.
4. **SACCOBOLUS** Boud. Ann. Sci. Nat. V. 10: 228. 1869.
1. **Saccobolus Kerverni** (Crouan) Boud. Ann. Sci. Nat. V. 10: 229. 1869.
Ascobolus Kerverni Crouan, Ann. Sci. Nat. IV. 10: 193. 1858.
On dung, Porto Rico:—Bermuda; continental America; Europe.
2. **Saccobolus portoricensis** Seaver; Stevenson, Jour. Dept. Agr. Porto Rico 2: 161. 1918. (hyponym.)
On dung, Porto Rico:—endemic.
Resembling the preceding but differing in the spores being subglobose, $17 \times 20 \mu$.
3. **Saccobolus violascens** Boud. Ann. Sci. Nat. V. 10: 230. 1869.
Cultivated on goat dung from Porto Rico:—continental North America; Europe.

Family 3. **GEOGLOSSACEAE.**

1. **GEOGLOSSUM** Pers. Neues Mag. Bot. 1: 116. 1794.
1. **Geoglossum nigratum** (Pers.) Cooke, Mycographia 205, pl. 96, f. 345. 1879.
On soil, Porto Rico:—Bermuda; continental North America.
Very common in Bermuda but apparently rare in Porto Rico, so far as our experience has gone.

2. **Geoglossum pumilum** Winter, Grevillea 15: 91. 1886.

On the ground, Porto Rico:—Bermuda; continental South America.

Two minute plants of this species were obtained by us in Bermuda. A similar collection was made in Porto Rico where a diligent search failed to reveal more than the two plants.

Family 4. **HELOTIACEAE.**1. **CIBORIA** Fuckel, Symb. Myc. 311. 1869.1. **Ciboria caespitosa** Seaver, Mycologia 17: 48. 1925.

On some wood, Porto Rico:—endemic.

2. **Ciboria** sp.

Reported on old branches, St. Thomas:—

2. **DASYSCYPHA** (Fries) Fuckel, Symb. Myc. 304. 1869.1. **Dasyscypha Dicranopteridis** Seaver & Whetzel, sp. nov.

Apothecia scattered, hypophyllous, shortly stipitate or subsessile, externally reddish, turning purple with KOH, densely clothed with white hairs, reaching a diameter of .5 mm. and of about equal height; hairs cylindrical, roughened on the outside; asci clavate, 8-spored, $40-50 \times 5 \mu$, attenuated below into a rather long stem-like base; spores fusiform with the ends acute and almost bristle-like, not distinctly septate, although often with a suggestion of septa, $10-11 \times 2 \mu$.

On *Dicranopteris pectinata* (Willd.) Underw. [*Gleichenia pectinata* Willd.], Fincamaria, (mountains above Yauco), June 18, 1924.

This is closely related to *Dasyscypha Ulei* (Winter) Sacc., an authentic specimen of which has been examined (*Peziza Ulei* Winter, Rabenh.—Winter, Fungi Eur. 3273), which was described from South America on living fronds of *Gleichenia dichotoma*. Our species differs from the Brazil plant in the much smaller size of the asci and spores.

Whetzel, Kern & Toro 2683—C. U. Herb. 14742.

2. ? **Dasyscypha flavidula** Rehm, Ann. Myc. 7: 542. 1909.

On dead stems, Porto Rico:—endemic.

3. **ERINELLA** Quél. Ench. Fung. 301. 1886.1. **Erinella similis** Bres. Hedwigia 35: 296. 1896.

On wood, Porto Rico:—continental South America.

4. **HELOTIUM** Fries, Summa Veg. Scand. 354. 1849.1. **Helotium citrinum** (Hedw.) Fries, Summa Veg. Scand. 354. 1849.

Octospora citrina Hedw. Descr. 2: 28. 1788.

Reported on dead wood, Porto Rico:—continental North America; Europe; New Zealand. Probably widely distributed.

5. **PHIALEA** (Pers.) Gill. Champ. Fr. Discom. 93. 1879.1. **Phialea Cecropiae** (P. Henn.) Seaver, Mycologia 17: 50. 1925.

Helotium Cecropiae P. Henn. Hedwigia 41: 25. 1902.

On leaf sheaths of *Cecropia*, Porto Rico:—endemic.

2. **Phialea microspora** Seaver, *Mycologia* **17**: 50. 1925.

On undetermined leaves, Porto Rico:—endemic.

6. **TRICHOPEZIZA** Fuckel, *Symb. Myc.* 195. 1869.

1. **Trichopeziza episphaeria** (Mart.) Lamb. *Myc. Belg.* **2**: 524. 1880.

Peziza episphaeria Mart. *Fl. Erlang.* 465. 1817.

On *Hypoxylon rubiginosum* (Pers.) Fries, St. Jan:—Europe.

Family 5. **MOLLISIACEAE.**

1. **BELONIDIUM** Mont. & Dur.; De-Not. *Comm. Critt. Ital.* **1**: 380. 1863.

1. **Belonidium leucorrhodinum** (Mont.) Sacc. *Syll. Fung.* **8**: 501. 1889.

Peziza leucorrhodina Mont. *Pl. Cell. Cuba* 360. 1842.

Peziza gelatinosa Ellis & Mart. *Am. Nat.* **17**: 1283. 1883.

On Perisporiaceae on various hosts, Porto Rico:—continental South America.

Reported from the Fink collection by Petrak under the name of *Calloria gelatinosa* (Ellis & Mart.) Durand.

2. **NIPTERA** Fries, *Summa Veg. Scand.* 359. 1849.

1. **Niptera subiculata** Seaver, *Mycologia* **16**: 8. 1924.

On a black subiculum on rotten stick, St. Thomas:—endemic.

3. **ORBILIA** Fries, *Summa Veg. Scand.* 357. 1849.

1. **Orbilbia chrysocoma** (Bull.) Sacc. *Syll. Fung.* **8**: 624. 1889.

Peziza chrysocoma Bull. *Champ. Fr.* **1**: 254. 1809.

On dead wood, Porto Rico:—continental North America; Europe.

4. **TRICHOBELONIUM** Sacc. *Syll. Fung.* **16**: 747. 1902.

1. **Trichobelonium albosuccineum** Rehm, *Hedwigia* **39**: 89. 1900.

On leaves, Porto Rico:—continental South America.

Family 6. **PATELLARIACEAE.**

1. **BACTROSPORA** Massal. *Ricerche Aut. Lich. Crost.* 133. 1852.

- Bactrospora integrispora** Seaver, *Mycologia* **16**: 8. 1924.

On decorticated wood, St. Thomas:—endemic.

2. **IONOMIDOTIS** Durand, *Proc. Am. Acad. Sci.* **59**: 8. 1923.

- Ionomidotis portoricensis** Seaver, *Mycologia* **17**: 50. 1925.

On dead wood, Porto Rico:—endemic.

3. **KARSCHIA** Koerber, *Parerga Lich.* 459. 1865.

- Karschia lignyota** (Fries) Sacc. *Syll. Fung.* **8**: 779. 1889.

Patellaria lignyota Fries, *Syst. Myc.* **2**: 150. 1822.

On dead wood, Porto Rico:—continental North America; Europe.

4. **MIDOTIS** Fries, Summa Veg. Scand. 362. 1849.1. **Midotis heteromera** Mont. Syll. Crypt. 189. 1856.

On wood, Porto Rico:—Cuba.
Reported from the Sintenis collection.

1. **PATELLARIA** Fries, Syst. Myc. 2: 158. 1822.1. **Patellaria atrata** (Hedw.) Fries, Syst. Orbis Veg. 113. 1825.

Lichen atratus Hedw. Descr. 2: 73. 1789.
On wood, Porto Rico:—widely distributed.

2. **Patellaria cyanea** Cooke, Jour. Linn. Soc. 17: 142. 1880.

Lecanidium cyaneum Sacc. Syll. Fung. 8: 801. 1889.
On dead citrous twigs, Porto Rico:—continental North America.

3. **Patellaria Finkii** Petrak, Ann. Myc. 21: 309. 1923.

On wood, Porto Rico:—endemic.

Family 7. **CENANGIACEAE.**1. **DERMATEA** Fries, Summa Veg. Scand. 362. 1849.1. **Dermatea dimorpha** Seaver, Mycologia 16: 8. 1924.

On dead wood and branches, St. Thomas:—endemic.

Order 13. **HYSTERIALES.**

Apothecia immersed in the substratum. . . Fam. 1. **HYPODERMATACEAE.**
Apothecia becoming superficial. . . Fam. 2. **HYSTERIACEAE.**

Family 1. **HYPODERMATACEAE.**1. **LOPHODERMIIUM** Chev. Fl. Paris 1: 435. 1836.1. **Lophodermium Mangiferae** Koord. Bot. Untersuch. 163. 1907.

On *Mangifera indica* L., Porto Rico:—Java.

2. **Lophodermium platyplacum** (Berk. & Curt.) Sacc. Syll. Fung. 2: 792. 1883.

Hysterium platyplacum Berk. & Curt. Jour. Linn. Soc. 10: 372. 1869.
On *Clusia* sp., Porto Rico:—Cuba; Trinidad.

Family 2. **HYSTERIACEAE.**1. **GLONIELLA** Sacc. Syll. Fung. 2: 765. 1883.1. **Gloniella rubra** Stevens, Bot. Gaz. 69: 254. 1920.

On *Arthrostylidium multispicatum* Pilger, Porto Rico:—endemic.

2. **GLONIOPSIS** De-Not. Giorn. Bot. Ital. 2^o: 23. 1851.1. **Gloniopsis guttulata** Seaver, Mycologia 16: 9. 1924.

On decorticated wood, St. Thomas:—endemic.

3. **GLONIUM** Muehl.; Schw. Schr. Nat. Ges. Leipzig 1: 50. 1822.

1. **Glonium clavisorum** Seaver, Mycologia 17: 4. 1925.

On wood, Porto Rico; St. Croix:—Nicaragua.

Glonium simulans f. *macrospora* as noted in Mycologia (l.c.) is apparently the same.

2. **Glonium parvulum** (Ger.) Sacc. Syll. Fung. 2: 735. 1883.

Hysterium parvulum Ger. Bull. Torrey Bot. Club 5: 40. 1874.

On dead citrous stump, Porto Rico:—continental North America.

4. **HYSTERIUM** Tode, Fungi Meckl. 2: 3. 1791.

1. **Hysterium Calabash** Seaver, Mycologia 16: 9. 1924.

On the surface of dried calabash fruit, St. Thomas:—endemic.

5. **OSTREIONELLA** Seaver, gen. nov.

Perithecia superficial similar to those of the genus *Ostreion*; asci clavate, 8-spored; spores 2-celled, fusoid, constricted at the septum, pale-brown.

1. **Ostreionella fusispora** Seaver, sp. nov.

Perithecia moderately large, reaching a length of 1 mm., bilaterally more or less compressed, lips tightly compressed; asci reaching a length of 150 μ tapering gradually into a stem-like base; spores 18–20 \times 5–6 μ .

Type collected by E. G. Britton on rotten wood, March 15, 1925, Cidra, Porto Rico:—endemic.

6. **PSILOGLONIUM** Höhn. Ann. Myc. 16: 149. 1918.

1. **Psiloglonium Finkii** Petrak, Ann. Myc. 21: 308. 1923.

On sticks, Porto Rico:—endemic.

Order 14. PHACIDIALES.

Apothecia soft, fleshy.

Fam. 1. STICTIDACEAE.

Apothecia hard, carbonaceous.

Fam. 2. PHACIDIACEAE.

Family 1. STICTIDACEAE.

1. **CRYPTODISCUS** Corda, Ic. Fung. 2: 37. 1838.

1. **Cryptodiscus subreticulatus** (Berk. & Br.) Sacc. Syll. Fung. 8: 673. 1889.

Platygrapha subreticulata Berk. & Br. Jour. Linn. Soc. 14: 109. 1875.

On bark, Porto Rico:—Ceylon.

2. **COCCOMYCES** De-Not. Giorn. Bot. Ital. 2: 38. 1847.

1. **Coccomyces Clusiae** (Lév.) Sacc. Syll. Fung. 8: 747. 1889.

Phacidium Clusiae Lév. Ann. Sci. Nat. IV. 20: 291. 1863.

On *Clusia rosea* Jacq., Porto Rico:—continental South America.

2. **Coccomyces Musae** (Lév.) Sacc. Syll. Fung. 8: 752. 1889.

Phacidium Musae Lév. Ann. Sci. Nat. IV. 20: 291. 1863.

On *Musa* sp., Porto Rico:—continental South America.

3. **STICTIS** Pers. Obs. Myc. 2: 73. 1796.

1. **Stictis foliicola** Berk. & Curt. Jour. Linn. Soc. 10: 371. 1868.
On dead leaves, *Clusia* sp., Porto Rico:—Cuba.
2. **Stictis radiata** Pers. Obs. Myc. 2: 73. 1799.
Lycoperdon radiatum L. Sp. Pl. ed. 2, 1654. 1763.
On dead citrous twigs, Porto Rico:—continental North America; Europe; Australia; Africa; Tasmania.

4. **TRIBLIDIUM** Dufour, Ann. Sci. Nat. I. 13: 321. 1828.

1. **Triblidium rufulum** (Spreng.) Ellis & Ev. N. Am. Pyrenom. 690. 1892.
Hysterium rufulum Spreng. Vet. Akad. Handl. 1820: 50.
On dead sticks and twigs, Porto Rico; St. Thomas:—Cuba; Jamaica; Bahamas; Bermuda; continental America.

Family 2. **PHACIDIACEAE.**1. **GRIGGSIA** Stevens & Dalbey, Bot. Gaz. 68: 224. 1919.

1. **Griggsia cyathea** Stevens & Dalbey, Bot. Gaz. 68: 224. 1919.
On *Cyathea arborea* (L.) J. E. Sm., Porto Rico:—endemic.

The systematic position of this species is somewhat doubtful but the author of the species suggests that it might be placed in the above family.

Sub-class 3. **DEUTEROMYCETES.**

- Conidia produced in perithecium-like bodies known as pycnidia. Order 1. PHYLLOSTICTALES.
- Conidia not produced in pycnidia. Order 2. MELANCONIALES.
- Conidia in layers which are freely exposed at maturity. Order 3. HYPHOMYCETALES.
- Conidia on conidiophores which are single or collected into tufts.

Order 1. **PHYLLOSTICTALES.**

- Pycnidia more or less globose or flask-shaped.
Pycnidial wall black, membranaceous, leathery or carbonaceous. Fam. 1. PHYLLOSTICTACEAE.
- Pycnidial wall and stroma bright colored, fleshy or waxy. Fam. 2. ASCHERSONIACEAE.
- Pycnidia not globose or flask-shaped.
Pycnidia more or less superficial, shield-shaped, opening with a slit-like aperture. Fam. 3. LEPTOSTROMATAACEAE.
- Pycnidia more or less scutellate, at first closed, the fruiting surface finally freely exposed. Fam. 4. EXCIPULACEAE.

Family 1. **PHYLLOSTICTACEAE.**1. **ACTINONEMA** Fries, Summa Veg. Scand. 424. 1849.

1. **Actinonema Rosae** (Lib.) Fries, Summa Veg. Scand. 424. 1849.
Asteroma Rosae Lib. Mem. Linn. Soc. Paris 5: 405. 1827.
On leaves of *Rosa* sp., Porto Rico:—continental North America; Europe.
The perfect stage *Diplocarpon Rosae* Wolf (Bot. Gaz. 54: 231. 1912) not known from Porto Rico.

2. **ASCOCHYTA** Lib. (p. p.); Sacc. Giorn. Bot. Ital. **7**: 302. 1875.
1. **Ascochyta Nicotianae** Pass. Att. Critt. Ital. **3**: 14. 1881.
On *Nicotiana Tabacum* L., Porto Rico:—Europe.
3. **CICINNOBOLUS** Ehr. Bot. Zeit. **11**: 16. 1853.
1. **Cicinnobolus Cesatii** DeBary, Abh. Senckenb. Ges. Nat. **7**: 431. 1870.
On *Erysiphe Polygoni* ? on *Emelista tora* (L.) Britton & Rose, *Cassia* sp., Porto Rico; St. Croix; *Sida* sp., St. Jan:—Europe; Africa.
4. **CONIOTHYRIUM** Corda, Ic. Fung. **4**: 38. 1840.
1. **Coniothyrium Marisci** Tehon, Bot. Gaz. **67**: 508. 1919.
On *Mariscus jamaicensis* (Crantz) Britton, Porto Rico:—endemic.
5. **CRYPTOSTICTIS** Fuckel, Fung. Rhen. 1838. 1866.
1. **Cryptostictis hysterioides** Fuckel, Fungi Rhen. 1838. 1869.
Hendersonia hysterioides Fuckel, Symb. Myc. 392. 1869.
On dead leaves, Porto Rico:—Europe.
6. **CYTOSPORA** Ehr. Sylv. Myc. Berol. 28. 1818.
1. **Cytospora Sacchari** Butler, Mem. Dept. Agr. Ind. **13**: 30. 1906.
On dead and dying sugar cane, leaf-sheaths and stalks, Porto Rico:—India.
7. **DARLUCA** Cast. Cat. Pl. Suppl. 53. 1851.
1. **Darluca Filum** (Biv.) Sacc. Syll. Fung. **3**: 410. 1884.
Sphaeria Filum Biv. Stirp. Rar. Manip. **3**: 12. 1815.
Darluca vagans Cast. Cat. Pl. Suppl. 53. 1851.
On plant rusts, Porto Rico; St. Croix; St. Thomas:—continental North America; Europe; Ceylon; Africa.
8. **DIPLODIA** Fries, Summa Veg. Scand. 416. 1849.
1. **Diplodia cacaoicola** P. Henn. Bot. Jahrb. **22**: 80. 1895.
On *Saccharum officinarum* L. and *Theobroma Cacao* L., Porto Rico:—Africa.
2. **Diplodia natalensis** Evans, Transv. Dept. Agr. Bull. **4**: 15. 1910.
On *Citrus* sp., Porto Rico:—continental Africa.
3. **Diplodia Opuntiae** Sacc. Michelia **2**: 267. 1881.
On *Opuntia* sp., Porto Rico:—Europe.
4. **Diplodia tubericola** (Ellis & Ev.) Taub. Del. Exp. Station Bull. **109**: 27. 1915.
Lasiodiplodia tubericola Ellis & Ev. Bot. Gaz. **21**: 92. 1896.
On *Ipomoea Batatas* (L.) Lam., Porto Rico:—continental North America.
9. **DOTHIORELLA** Sacc. Michelia **2**: 5. 1880.
1. **Dothiorella pseudodiblasta** Ferd. & Winge, Vidensk. Meddel. **1908**: 144.
On living stems of *Scleria* sp., St. Jan:—endemic.

10. **MELOPHIA** Sacc. Syll. Fung. 3: 658. 1884.

1. **Melophia Eugeniae** Ferd. & Winge, Bot. Tidssk. 29: 20. 1908.
On living leaves of *Eugenia* sp., St. Thomas:—endemic.

11. **PHOMA** Fries, Summa Veg. Scand. 421. 1849.

1. **Phoma destructiva** Plowr. Gard. Chron. 16: 621. 1881.
On *Lycopersicon Lycopersicon* (L.) Karst. [*Lycopersicon esculentum* Mill.],
Porto Rico:—Europe.
2. **Phoma Foucroyae** Thüm. Contr. Myc. Lus. No. 332. 1879.
On *Fucraea tuberosa* Ait., Porto Rico:—Europe.
3. **Phoma lathyrina** Sacc. Michelia 2: 274. 1881.
On pods of *Albizzia Lebbeck* (L.) Benth., Porto Rico:—Europe.
4. **Phoma Leonotidis** Seaver, Mycologia 16: 9. 1924.
On dead stems of *Leonotis nepetaefolia* (L.) R. Br., St. Thomas:—endemic.

12. **PHOMOPSIS** Sacc. Ann. Myc. 3: 166. 1905.

1. **Phomopsis Citri** Fawcett, Phytopathology 2: 109. 1912.
On species of *Citrus*, Porto Rico:—continental North America.
2. **Phomopsis vexans** (Sacc. & Syd.) Harter, Jour. Agr. Res. 2: 338. 1914.
Phoma vexans Sacc. & Syd. in Sacc. Syll. Fung. 14: 889. 1899.
On *Solanum Melongena* L., Porto Rico:—continental North America.

13. **PHYLLOSTICTA** Pers. Champ. Comest. 55, 147. 1819.

1. **Phyllosticta adianticola** Young, Mycologia 7: 144. 1915.
On *Adiantum tenerum* Sw., Porto Rico:—endemic.
2. **Phyllosticta Apii** Halst. Rep. N. J. Agr. Exp. Sta. 12: 253. 1891.
On *Celeri graveolens* (L.) Britton [*Apium graveolens* L.], Porto Rico:—continental North America.
3. **Phyllosticta araliana** Young, Mycologia 7: 148. 1915.
On *Dendropanax arboreum* (L.) Dene. & Pl., Porto Rico:—endemic.
4. **Phyllosticta Batatas** (Thüm.) Cooke, Grevillea 7: 35. 1878.
Depazea Batatas Thüm. Myc. Univ. 598. 1876.
On *Ipomoea Batatas* (L.) Lam., Porto Rico:—Europe; continental North America.
5. **Phyllosticta bixina** Young, Mycologia 7: 148. 1915.
On *Bixa Orellana* L., Porto Rico:—endemic.
6. **Phyllosticta bonduc** Stevens, Bot. Gaz. 69: 256. 1920.
On *Guilandina Bonduc* L. [*Caesalpinia Bonduc* Roxb.], Porto Rico:—endemic.

7. **Phyllosticta borinquensis** Young, *Mycologia* **7**: 147. 1915.
On *Helicteres jamaicensis* Jacq., Porto Rico:—endemic.
8. **Phyllosticta cissicola** Speg. Anal. Mus. Nac. Buenos Aires III. **13**: 332. 1911.
On *Cissus sicyoides* L., Porto Rico:—continental North America.
9. **Phyllosticta citrullina** Chester, Bull. Torrey Club **18**: 374. 1891.
Reported on *Cucumis Melo* L. ?, Porto Rico:—continental North America.
10. **Phyllosticta Clusiae** Stevens, Trans. Ill. Acad. Sci. **10**: 195. 1915.
On *Clusia rosea* Jacq., Porto Rico:—endemic.
11. **Phyllosticta Coccolobae** Ellis & Ev. Ann. Rep. Missouri Bot. Garden **9**: 118. 1898.
On *Coccolobis uvifera* (L.) Jacq., Porto Rico:—West Indies.
12. **Phyllosticta Colocasiae** Höhn. Sitz.-ber. Akad. Wien **116**: 142. 1907.
Dieffenbachia seguine (Jacq.) Schott., Porto Rico:—Samoa.
13. **Phyllosticta colocasicola** Höhn. Sitz.-ber. Akad. Wien **116**: 142. 1907.
On *Caladium* [*Colocasia* sp.], Porto Rico:—Samoa.
14. **Phyllosticta commelinicola** Young, *Mycologia* **7**: 144. 1915.
On *Commelina longicaulis* Jacq. Porto Rico:—endemic.
15. **Phyllosticta Cucurbitacearum** Sacc. *Michelia* **1**: 145. 1878.
On *Cucumis sativus* L., Porto Rico:—continental North America; Europe.
16. **Phyllosticta desmodiiphila** Speg. Bol. Acad. Ci. Cordoba **26**: 362. 1923.
On living leaves of *Meibomia (adscendens* ?), Porto Rico:—endemic.
17. **Phyllosticta divergens** Sacc. *Malpighia* **5**: 281. 1891.
On *Albizzia Lebeck* (L.) Benth., Porto Rico:—Europe.
18. **Phyllosticta erythrinicola** Young, *Mycologia* **7**: 146. 1915.
On *Erythrina Poeppigiana* (Walp.) O. F. Cook [*Erythrina micropteryx* Poepp.], Porto Rico:—endemic.
19. **Phyllosticta Eugeniae** Young, *Mycologia* **7**: 148. 1915.
On *Eugenia buxifolia* (Sw.) Willd., Mona Island:—endemic.
20. **Phyllosticta eupatoriicola** Kab. & Bub. *Hedwigia* **46**: 288. 1907.
On *Osmia odorata* (L.) Sch. Bip. [*Eupatorium odoratum* L.], Porto Rico:—Europe.

21. **Phyllosticta glaucispora** Delacr. Bull. Soc. Myc. Fr. **9**: 266. 1893.
On *Urechites lutea* (L.) Britton, Mona Island:—Europe.
22. **Phyllosticta guanicensis** Young, Mycologia **7**: 146. 1915.
On *Guilandina Crista* (L.) Small, Porto Rico:—endemic.
23. **Phyllosticta Guareae** P. Henn. Hedwigia **41**: 113. 1902.
On *Guarea Guara* (Jacq.) P. Wilson, Porto Rico:—continental South America.
24. **Phyllosticta hibiscina** Ellis & Ev. Jour. Myc. **4**: 9. 1888.
On *Abutilon umbellatum* (L.) Sweet, Mona Island:—continental North America.
25. **Phyllosticta Hortorum** Speg. Att. Soc. Critt. Ital. **3**: 67. 1881.
Referred to *Phomopsis vexans* (Sacc. & Syd.) Harter.
26. **Phyllosticta Ipomoeae** Ellis & Kellerm. Jour. Myc. **3**: 102. 1887.
On *Exogonium repandum* (Jacq.) Choisy, Porto Rico:—Bermuda ?; continental North America.
27. **Phyllosticta Lantanae** Stevens, Trans. Ill. Acad. Sci. **10**: 195. 1917.
On *Lantana involucrata* L. [*Lantana odorata* L.], Porto Rico:—endemic. The name is preoccupied and if the species is distinct should be renamed.
28. **Phyllosticta maculicola** Halst. Rep. N. J. Agr. Exp. Sta. **14**: 412. 1894.
On *Dracaena terminalis* L. [*Cordylina terminalis* Kth.], Porto Rico:—continental North America; Europe.
29. **Phyllosticta Malkoffii** Bubak, Ann. Myc. **6**: 24. 1908.
On *Gossypium barbadense* L., Porto Rico:—Europe.
30. **Phyllosticta momisiana** Young, Mycologia **7**: 145. 1915.
On *Momisia iguanaea* (Jacq.) Rose & Stanley, Porto Rico:—endemic.
31. **Phyllosticta pandanicola** Young, Mycologia **7**: 150. 1915.
On *Pandanus* sp., Porto Rico:—endemic.
32. **Phyllosticta Panici** Young, Mycologia **7**: 144. 1915.
On *Panicum maximum* Jacq., Porto Rico:—endemic.
33. **Phyllosticta Pithecolobii** Young, Mycologia **7**: 145. 1915.
On *Pithecellobium Unguis-cati* (L.) Mart., Porto Rico:—endemic.
34. **Phyllosticta Pithecolobii** var. **monensis** Young, Mycologia **7**: 145. 1915.
On *Pithecellobium Unguis-cati* (L.) Mart., Mona Island:—endemic.
35. **Phyllosticta portoricensis** Young, Mycologia **7**: 147. 1915.
On *Croton lucidus* L., Porto Rico:—endemic.

36. **Phyllosticta Sacchari** Speg. Rev. Agr. Univ. La Plata **1896**: 239.
On *Saccharum officinarum* L., Porto Rico:—continental South America.
37. **Phyllosticta Sechii** Young, Mycologia **7**: 149. 1915.
On *Sechium edule* (Jacq.) Sw., Porto Rico:—endemic.
38. **Phyllosticta Stevensii** Young, Mycologia **7**: 147. 1915.
On *Triumfetta semitriloba* Jacq., Porto Rico:—endemic.
39. **Phyllosticta superficiale** Stevens, Trans. Ill. Acad. Sci. **10**: 195. 1917.
On *Passiflora sexflora* Juss., Porto Rico:—endemic.
14. **PSEUDODIPLODIA** (Karst.) Sacc. Syll. Fung. **3**: 621. 1884.
1. **Pseudodiplodia Xylariae** Ferd. & Winge, Bot. Tidssk. **29**: 21. 1908.
On *Xylaria* sp., St. Jan:—endemic.
15. **SEPTORIA** Fries, Syst. Myc. **3**: 480. 1832.
1. **Septoria asiatica** Speg. Rev. Agr. Univ. La Plata **6**: 168. 1910.
On *Centella asiatica* (L.) Urban, Porto Rico:—continental South America.
2. **Septoria Chelidonii** Desm. Ann. Sci. Nat. II. **17**: 110. 1842.
On *Argemone mexicana* L., Porto Rico:—Europe.
3. **Septoria Fici-indicae** Vogl. Ann. R. Acad. Agr. Tor. **1904**: 401.
On *Opuntia Dillenii* (Ker-Gawl.) Haw., Porto Rico:—Europe.
4. **Septoria Guettardae** Garman, Mycologia **7**: 334. 1915.
On *Guettarda ovalifolia* Urban, Porto Rico:—endemic.
5. **Septoria Lantanae** Garman, Mycologia **7**: 334. 1915.
On *Lantana Camara* L., Porto Rico:—endemic.
6. **Septoria Lycopersici** Speg. Anal. Soc. Ci. Argent. **12**: 115. 1881.
On *Lycopersicon Lycopersicon* (L.) Karst., Porto Rico:—continental America.
7. **Septoria Miconiae** Garman, Mycologia **7**: 333. 1915.
On *Miconia laevigata* (L.) DC., *M. impetolaris* (Sw.) D. Don, Porto Rico:—endemic.
8. **Septoria Mikaniae** Winter, Grevillea **15**: 92. 1887.
On *Mikania* sp., Porto Rico:—continental South America.
9. **Septoria Petittae** Garman, Mycologia **7**: 333. 1915.
On *Petitia domingensis* Jacq., Porto Rico:—endemic.

10. **Septoria Petroselini** var. **Apii** Briosi & Cav. Fungi Parass. 144. 1891.
On *Celeri graveolens* (L.) Britton, Porto Rico:—continental North America; Europe; Africa.
11. **Septoria Pityrogrammae** Garman, Mycologia 7: 334. 1915.
On *Pityrogramma calomelanos* (L.) Link, Porto Rico:—endemic.
12. **Septoria Rosae** Desm. Crypt. Fr. 535. 1831.
On *Rosa* sp., Porto Rico:—Europe.
13. **Septoria rufomaculans** Berk. Gard. Chronicle 1854: 676. 1854.
See *Glomerella rufomaculans*.
16. **CERCOSEPTORIA** Petrak, Ann. Myc. 23: 69. 1925.
Septoriopsis Stevens & Dalbey, Mycologia 11: 4. 1919. Not Frag. & Paul. 1915.
1. **Cercoseptoria Chamaesyceae** (Stevens & Dalbey) Petrak, l. c.
Septoriopsis Chamaesyceae Stevens & Dalbey, Mycologia 11: 4. 1919.
On *Chamaesyce hypericifolia* (L.) Millsp., Porto Rico:—endemic.
2. **Cercoseptoria Piperis** (Stevens & Dalbey) Petrak, Ann. Myc. 23: 69. 1925.
Septoriopsis Piperis Stevens & Dalbey, Mycologia 11: 5. 1919.
Ramularia cylindrosporioides Stevens; Stevenson, Jour. Dept. Agr. Porto Rico 2: 209. 1918. (hyponym).
On *Piper Amalago* L. [*Piper medium* Jacq.], Porto Rico:—endemic.
17. **VERMICULARIA** Fries, Summa Veg. Scand. 419. 1849.
1. **Vermicularia atricha** Ellis & Ev. Field Museum Pub. Bot. Series 2: 16. 1900.
On *Petiveria alliacea* L., Porto Rico:—endemic.
2. **Vermicularia graminicola** West. Bull. Acad. Belg. II. 2: 566. 1857.
On dead cane stalks, Porto Rico:—Europe.

Family 2. **ASCHERSONIACEAE.**

1. **ASCHERSONIA** Mont. Ann. Sci. Nat. III. 10: 121. 1848.
1. **Aschersonia Aleyrodis** Webber, U. S. Dept. of Agr. Div. Phys. & Path. Bull. 13: 20. 1897.
On *Aleurodiscus minimus*, the white fly of *Psidium Guajava* L., Porto Rico:—continental North America.
2. **Aschersonia flavo-citrina** P. Henn. Hedwigia 41: 307. 1902.
On *Aleurodiscus minimus*, Porto Rico:—continental South America.
3. **Aschersonia cubensis** Berk. & Curt. Jour. Linn. Soc. 10: 351. 1868.
On scale insects on various hosts, Porto Rico:—Cuba.

4. **Aschersonia turbinata** Berk. Ann. Mag. Nat. Hist. II. 9: 199. 1852.
Conidial stage of *Hypocrella turbinata* (Berk.) Petch.

2. **ZYTHIA** Fries, Syst. Orbis Veg. 118. 1825.

1. **Zythia Phaseoli** Stevens; Stevenson, Jour. Dept. Agr. Porto Rico 2: 204. 1918.
Conidial stage of *Phyllachora Phaseoli* (P. Henn.) Theiss. & Syd.

Family 3. **LEPTOSTROMATACEAE.**

1. **LEPTOTHYRIUM** Kunze; Kunze & Schm. Myk. Hefte 2: 79. 1823.

1. **Leptothyrium Pomi** (Mont.) Sacc. Michelia 2: 113. 1880.
Labrella Pomi Mont. Ann. Sci. Nat. II. 1: 347. 1834.
On *Citrus sinensis* (L.) Osbeck, Porto Rico:—continental North America; Europe.

2. **MELASMIA** Lév. Ann. Sci. Nat. III. 5: 276. 1846.

1. **Melasmia Coccolobis** Stevens, Trans. Ill. Acad. Sci. 10: 197. 1917.
On *Coccolobis* sp., Porto Rico:—endemic.
2. **Melasmia Ingae** Stevens, Trans. Ill. Acad. Sci. 10: 197. 1917.
On *Inga laurina* (Sw.) Willd., Porto Rico:—endemic.

Family 4. **EXCIPULACEAE.**

1. **EPHELIS** Fries, Summa Veg. Scand. 370. 1849. Jour. Linn. Soc. 10: 353. 1868.
1. **Ephelis mexicana** Fries; Berk. & Curt. Jour. Linn. Soc. 10: 353. 1868.
Conidial stage of *Balansia Hypoxylon* (Peck.) Atkinson.

Order 2. **MELANCONIALES.**

Family 1. **MELANCONIACEAE.**

1. **COLLETOTRICHUM** Corda in Sturm, Deuts. Fl. Pilze 3: 41. 1837.

1. **Colletotrichum coffeanum** Noack, Zeit. Pflanzenkr. 11: 202. 1901.
On *Coffea arabica* L., Porto Rico:—continental South America.
2. **Colletotrichum Cradwickii** Bancroft, West Indian Bull. 10: 251. 1910.
On *Theobroma Cacao* L., Porto Rico:—Jamaica.
3. **Colletotrichum curvisetum** Stevens, Trans. Ill. Acad. Sci. 10: 199. 1917.
On *Hura crepitans* L., Porto Rico:—endemic.
4. **Colletotrichum Erythrinae** Ellis & Ev. Bull. Torrey Club 22: 437. 1895.
On *Pithecellobium Unguis-cati* (L.) Mart., Porto Rico:—continental North America.
5. **Colletotrichum falcatum** Went, Meded. Proefst. Suik. West Java 7: 7. 1893.
On *Saccharum officinarum* L., Porto Rico:—Java.
Usually on dead or dying leaves but occasionally a wound parasite on the stalk.

6. **Colletotrichum gloeosporioides** (Penz.) Sacc. Syll. Fung. 3: 735. 1884.
Vermicularia gloeosporioides Penz. Michelia 2: 450. 1882.
 On *Citrus* sp., *Mangifera indica* L., and *Persea Persea* (L.) Cockerell [*Persea gratissima* Gaertn.], Porto Rico:—Europe.
7. **Colletotrichum Higginsianum** Sacc.; Higgins, Jour. Agr. Res. 10: 161. 1917.
 On *Brassica campestris* L. [*Brassica rapa* L.], Porto Rico:—continental North America.
8. **Colletotrichum lagenarium** (Pass.) Ellis & Halst. N. J. Agr. Exp. Sta. Rep. 14: 351. 1893.
Fusarium lagenarium Pass. Boll. Comiz. Agron. Ital. II. No. 148.
 On *Cucumis sativus* L., *C. Melo* L., Porto Rico:—continental North America; Europe.
9. **Colletotrichum Lindemuthianum** (Sacc. & Magn.) Briosi & Cav. Funghi Parass. 50. 1889.
Gloeosporium Lindemuthianum Sacc. & Magn. Michelia 1: 129. 1878.
 On *Phaseolus vulgaris* L., *Cucurbita Melo* L., Porto Rico:—Europe.
10. **Colletotrichum lineola** Corda in Sturm, Deuts. Fl. Pilze 3: 41. 1837.
 On *Holcus halepensis* L., *H. Sorghum* L., Porto Rico:—Europe.
11. **Colletotrichum Lobeliae** Stevens, Trans. Ill. Acad. Sci. 10: 198. 1917.
 On *Tupa robusta* (Graham) A. DC. [*Lobelia assurgens* L. var. *portoricensis* Urban], Porto Rico:—endemic.
12. **Colletotrichum nigrum** Ellis & Halst. N. J. Agr. Exp. Sta. Rep. 11: 359. 1891.
 On *Capsicum annuum* L., Porto Rico:—continental North America.
13. **Colletotrichum omnivorum** Halst. N. J. Agr. Exp. Sta. Rep. 12: 293. 1892.
 On *Pandanus* sp., Porto Rico:—continental North America.
14. **Colletotrichum Philodendri** P. Henn. Hedwigia 44: 71. 1905.
 On *Philodendron Krebsii* Schott, Porto Rico:—continental South America.
15. **Colletotrichum phomoides** (Sacc.) Chester, Rep. Del. Agr. Exp. Sta. 6: 112. 1893.
Gloeosporium phomoides Sacc. Michelia 2: 540. 1882.
 On *Lycopersicon Lycopersicon* (L.) Karst., Porto Rico:—continental North America.
16. **Colletotrichum Piperis** Stevens, Trans. Ill. Acad. Sci. 10: 198. 1917.
 On *Pothomorphe peltata* (L.) Miq., Porto Rico:—endemic.
2. **GLOESPORIUM** Desm. & Mont. Ann. Sci. Nat. III. 12: 395. 1849.
1. **Gloeosporium Hemerocallidis** Ellis & Ev.; Stevenson, Jour. Dept. Agr. Porto Rico 2: 205. 1918.
 On *Hymenocallis declinata* (Jacq.) M. Roem., Porto Rico:—endemic.
 The fungus causes reddish spots on the leaves. The spores are described as $4-5 \times 12-15 \mu$. While the species has been listed no published description has been seen.

2. **Gloeosporium Manihotis** P. Henn. Not. Bot. Gard. Mus. Berlin **3**: 241. 1903.
On *Manihot Manihot* (L.) Cockerell, Porto Rico:—East Africa.
Gloeosporium Manihot Earle, which is listed for Porto Rico by Stevenson, is doubtless the same although no published description has been seen.
3. **Gloeosporium Melongenae** Ellis & Halst. N. J. Agr. Exp. Sta. Rep. **12**: 281. 1892.
On *Solanum Melongena* L., Porto Rico:—continental North America.
4. **Gloeosporium Musarum** Cooke & Masee, Grevillea **16**: 3. 1887.
On *Musa paradisiaca* L., Porto Rico:—Australia.
5. **Gloeosporium piperatum** Ellis & Ev. N. J. Agr. Exp. Sta. Rep. **11**: 358. 1891.
See *Glomerella piperata*.
6. **Gloeosporium Psidii** G. Del. Bull. Soc. Myc. Fr. **19**: 143. 1903.
See *Glomerella rufomaculans*.
7. **Gloeosporium rufomaculans** (Berk.) Thüm. Fungi Pomicoli 59. 1879.
See *Glomerella rufomaculans*.
8. **Gloeosporium Vanillaë** Cooke, Grevillea **15**: 18. 1886.
See *Glomerella rufomaculans*.
9. **Gloeosporium Violaë** Berk. & Br. Ann. Mag. Nat. Hist. V. **1**: No. 1703 1878.
On *Viola* sp., Porto Rico:—Europe.
3. **MELANCONIUM** Link in Willd. Sp. Pl. **6**: 89. 1825.
1. **Melanconium Sacchari** Masee; Sacc. & Syd. in Sacc. Syll. Fung. **14**: 1019. 1899.
On dead and dying stalks and leaf sheaths of *Saccharum officinarum* L., Porto Rico:—continental South America.
2. ? **Melanconium Saccharinum** Penz. & Sacc. Malpighia **15**: 238. 1902.
On *Bambos* [*Bambusa*] *vulgaris* Schrad., *Cymbopogon* sp., and *Saccharum officinarum* L., Porto Rico:—Java.
4. **PESTALOZZIA** De-Not. Mem. Accad. Torino III. **3**: 80. 1841.
1. **Pestalozzia Coccolobae** Ellis & Ev. Field Columb. Mus. Pub. Bot. Series **1**: 286. 1896.
On *Coccolobis uvifera* (L.) Jacq., Porto Rico:—Yucatan.
2. **Pestalozzia funerea** Desm. Ann. Sci. Nat. II. **19**: 335. 1843.
On *Euterpe globosa* Gaertn. [*Acrista monticola* Cook], *Chrysobalanus Icaeo* L., *Clusia rosea* Jacq., *Hippocratea volubilis* L., *Inga Inga* (L.) Britton, *Musa paradisiaca* L., *Pithecellobium Unguis-cati* (L.) Mart., *Poinciana pulcherrima* L., Porto Rico:—continental North America; Europe.

3. **Pestalozzia Guepini** Desm. Ann. Sci. Nat. II. 13: 182. 1840.

On *Citrus* sp., *Jambos Jambos* (L.) Millsp., *Mangifera indica* L., Porto Rico:—continental North America; Europe.

4. **Pestalozzia Lucumae** Tehon, Bot. Gaz. 67: 508. 1919.

On *Lucuma multiflora* A. DC., Porto Rico:—endemic.

5. **Pestalozzia Palmarum** Cooke, Grevillea 4: 115. 1876.

On *Acrocomia aculeata* (Jacq.) Lodd. [*Acrocomia media* Cook], *Areca Catechu* L., *Cocos nucifera* L., *Phoenix reclinata* Jacq., Porto Rico:—continental South America; Europe.

Order 3. **HYPHOMYCETALES.**

Conidiophores distinct from each other.

Hyphae hyaline or white; the conidiophores and conidia similar.

Fam. 1. MUCEDINACEAE.

Hyphae dark colored or black, seldom light; conidia mostly dark.

Fam. 2. DEMATIACEAE.

Conidiophores united or fasciculate.

Hyphae and conidiophores forming a coremium.

Fam. 3. STILBACEAE.

Hyphae and conidiophores forming a cushion-like body.

Fam. 4. TUBERCULARIACEAE.

Family 1. **MUCEDINACEAE.**1. **ACREMONIUM** Link, Ges. Nat. Freunde Berlin Mag. 3: 15. 1809.**Acremonium Meliola** Stevens, Bot. Gaz. 65: 234. 1918.

On *Meliola Paullinae* Stevens on *Paullinia pinnata* L., Porto Rico:—endemic.

2. **ACROSTALAGMUS** Corda, Ic. Fung. 2: 15. 1838.**Acrostalagmus albus** Preuss, Linnæa 24: 126. 1851.

On sucking insects on the following hosts:—*Capsicum annuum* L., *Cucumis sativus* L., *Osmia odorata* (L.) Sch. Bip. [*Eupatorium odoratum* L.], *Abelmoschus esculentus* (L.) Moench., *Palicourea* sp., *Solanum Melongena* L., *Saccharum officinarum* L., Porto Rico:—Europe.

3. **ARTHROBOTRYS** Corda, Pracht-Fl. 43. 1839.**Arthrobotrys superba** Corda, Pracht-Fl. 43. 1839.

On dead and dying leaves and debris of *Saccharum officinarum* L., Porto Rico:—Europe.

4. **BLASTOTRICHUM** Corda, Ic. Fung. 2: 10. 1838.**Blastotrichum Miconiae** Stevens, Trans. Ill. Acad. Sci. 10: 202. 1917.

On *Miconia laevigata* (L.) DC., Porto Rico:—endemic.

5. **BOTRYTIS** Link in Willd. Sp. Pl. 6¹: 53. 1824.**Botrytis Rileyi** Farlow; Riley, Rep. U. S. Dept. Agr. 1883: 121. 1884.

On *Laphygma frugiperda*, Porto Rico:—continental North America.

6. **CEPHALOSPORIUM** Corda, Ic. Fung. 3: 11. 1839.

Cephalosporium Lecanii Zimm. Teijsmannia 9: 9. 1899.

On *Aspidiotus destructor* on *Cocos nucifera* L., *Coccus mangifera* on *Mangifera indica* L., *Pseudococcus Nipae* on *Psidium Guajava* L. and *Erythrina glauca* Willd., Porto Rico:—Europe.

7. **CHROMOSPORIUM** Corda in Sturm, Deuts. Fl. Pilze 2: 119. 1837.

Chromosporium formicarum Ferd. & Winge, Bot. Tidssk. 29: 21. 1908.
On brittle trunk, St. Jan:—endemic.

Chromosporium pachyderma Ferd. & Winge, Bot. Tidssk. 29: 22. 1908.

On wood, St. Croix:—endemic.

8. **DIDYMARIA** Corda, Ic. Fung. 5: 9. 1842.

Didymaria Solani Seaver, Mycologia 16: 9. 1924.

On living leaves of *Solanum* sp., St. Thomas:—endemic.

9. **DIPLOSPORIUM** Bonord. Handb. Allgem. Mykol. 98. 1851.

Diplosporium album fungicola Stevens, Trans. Ill. Acad. Sci. 10: 202. 1917.

On *Dimerium Cayaponiae* Garman on *Cayaponia* sp., Porto Rico:—endemic.

10. **METARRHIZIUM** Sor. Pfl. Paras. Mensch. 2: 168. 1883.

1. **Metarrhizium Anisopliae** (Metschn.) Sor. l. c.

Entomophthora Anisopliae Metschn. Zeit. Kaiserl. Landw. Ges. Neur. 1879: 21-50.

On various insect hosts, Porto Rico:—Europe.

11. **MONILIA** Weber; Wigg. Fl. Holsat. 111. 1780.

1. **Monilia Ashfordii** (See *Parasaccharomyces*).

2. **Monilia sitophila** (Mont.) Sacc. Michelia 2: 359. 1881.

Penicillium sitophilum Mont. Ann. Sci. Nat. II. 20: 377. 1843.

On dead debris of *Saccharum officinarum* L., after burning in all parts of Porto Rico:—Europe.

12. **MONOGRAMMIA** Stevens, Trans. Ill. Acad. Sci. 10: 202. 1917.

1. **Monogrammia Miconiae** Stevens, Trans. Ill. Acad. Sci. 10: 202. 1917.

On *Miconia* sp., Porto Rico:—endemic.

13. **MONOSPORIUM** Bonord. Handb. Allgem. Mykol. 95. 1851.

1. **Monosporium uredinicolum** Stevens, Trans. Ill. Acad. Sci. 10: 201. 1917.

On *Coleosporium Ipomoeae* (Schw.) Burr. on *Ipomoea Batatas* (L.) Lam., Porto Rico:—endemic.

14. **OIDIUM** Link, Ges. Nat. Freunde Berlin Mag. 3: 18. 1809.

1. **Oidium Cyparissiae** Syd. Hedwigia 36: (163). 1897.

On *Chamaesyce hirta* (L.) Millsp. [*Euphorbia pilulifera* L.], St. Croix; *Chamaesyce* sp., St. Thomas:—Europe.

2. **Oidium Lactis** Fres. Beitr. Myk. 23. 1850.

Causing acetic fermentation of fruit juices, Porto Rico:—Europe.

3. **Oidium** sp.,

On many host plants, *Cassia* sp., *Cosmos* sp., *Crotalaria retusa* L., *Phaseolus lathyroides* L., *Priva lappulacea* (L.) Pers., St. Croix:—widely distributed.

15. **PELLICULARIA** Cooke, Grevillea 4: 116. 1876.1. **Pellicularia koleroga** Cook, Grevillea 4: 116. 1876.

See *Corticium koleroga* (Cooke) Höhn.

16. **PHYSOSPORA** Fries, Fl. Scanica 360. 1835. (hyponym); Summa Veg. Scand. 495. 1849.1. **Physospora rubiginosa** Fries, Summa Veg. Scand. 495. 1849.

On bark, St. Jan:—Europe; continental America; Africa.

17. **PIRICULARIA** Sacc. Michelia 2: 20. 1880.1. **Piricularia grisea** (Cooke) Sacc. Michelia 2: 148. 1880.

Trichothecium griseum Cooke in Rav. Fungi Am. 580. 1881.

On *Oryza sativa* L., *Syntherisma digitata* (Sw.) Hitchc., Porto Rico:—continental North America.

2. **Piricularia Oryzae** Cav. Fung. Long. Exsicc. 49. 1891.

On leaves of *Oryza sativa* L., Porto Rico:—Europe.
Possibly identical with the preceding.

18. **RAMULARIA** Ung. Exantheme Pfl. 169. 1833.1. **Ramularia areola** Atk. Bot. Gaz. 15: 168. 1890.

On *Gossypium barbadense* L., Porto Rico:—continental North America.

2. **Ramularia Coleosporii** Sacc. Michelia 2: 170. 1880.

On *Coleosporium Ipomoeae* (Schw.) Burr. on *Ipomoea Batatas* (L.) Lam., Porto Rico:—Europe.

3. **Ramularia cylindrosporioides** Stevens; Stevenson, Jour. Dept. Agr. Porto Rico 2: 209. 1918.

See *Septoriopsis Piperis* Stevens.

4. **Ramularia Mimosae** Stevens & Dalbey, Mycologia 11: 6. 1919.

On *Mimosa pudica* L., Porto Rico:—endemic.

19. **SPICARIA** Harting, emend. Harz, Bull. Soc. Imp. Mosc. 44: 137. 1871.1. **Spicaria colorans** De Jonge, Rec. Trav. Bot. Neerl. 6: 48. 1909.

On *Theobroma Cacao* L., Porto Rico:—continental South America.

20. **SPOROTRICHUM** Link in Willd. Sp. Pl. 6¹: 1. 1824.

1. **Sporotrichum globulifer** Speg. Anal. Soc. Ci. Argent. 10: 42. 1880.

On insects, thrips, leaf hoppers, etc., Porto Rico:—continental South America.

21. **STEPHANOMA** Wallr. Fl. Crypt. 2: 269. 1833.

1. **Stephanoma Meliolae** Stevens & Dalbey, Mycologia 11: 9. 1919.

On *Meliola tortuosa* Winter, on *Pothomorphe peltata* (L.) Miq., Porto Rico:—endemic.

22. **TRICHODERMA** Pers. Disp. Fung. 12. 1797.

1. **Trichoderma lignorum** (Tode) Harz, Bull. Soc. Imp. Mosc. 44: 116. 1871.
Pyrenium lignorum Tode, Fungi Meckl. 1: 33. 1790.

On dead and dying leaves and stalks of *Saccharum officinarum* L., Porto Rico; St. Jan; St. Croix:—continental North America; Europe.

23. **TRICOTHECIUM** Link in Willd. Sp. Pl. 6¹: 28. 1824.

1. **Trichothecium fusarioides** Stevens, Trans. Ill. Acad. Sci. 10: 201. 1917.

On *Phyllachora peribebuyensis* Speg. on *Miconia* sp., Porto Rico:—endemic.

24. **VERTICILLIUM** Link in Willd. Sp. Pl. 6¹: 75. 1824.

1. **Verticillium heterocladum** Penz. Michelia 2: 462. 1882.

On unidentified insects on *Ocotea leucoxyton* (Sw.) Mez. and *Nectandra* sp., Porto Rico:—Europe.

Family 2. DEMATIACEAE.

1. **ACROTHECIUM** Corda in Sturm, Deuts. Fl. Pilze 6: 85. 1862.

1. **Acrothecium flacatum** Tehon, Bot. Gaz. 67: 509. 1919.

On species of *Setaria*, Porto Rico:—endemic.

2. **ALTERNARIA** Nees, Syst. Pilze 41. 1837.

1. **Alternaria Dianthi** Stevens & Hall, Bot. Gaz. 47: 409. 1909; Rep. Div. Biol. N. Car. Exp. Sta. 33: 75. 1909.

On *Dianthus* sp., Porto Rico:—endemic.

2. **Alternaria Citri** Pierce, Bot. Gaz. 33: 234. 1902.

On *Citrus sinensis* Osbeck (fruit), Porto Rico:—continental North America.

3. **Alternaria Solani** (Ellis & Martin) Jones & Grout, Jour. Agr. Vict. 2: 464. 1904.

Macrosporium Solani Ellis & Martin, Am. Nat. 16: 1003. 1882.

On *Brugmansia suaveolens* (H. & B.) Bercht. & Presl. [*Datura suaveolens* H. & B.?], *Solanum tuberosum* L., Porto Rico:—continental North America.

3. **ARTHRIINIUM** Kunze, Myk. Hefte 1: 9. 1817.

1. **Arthriniium saccharicola** Stevenson, Jour. Dept. Agr. Porto Rico 1: 223. 1917.

On dead leaves of *Saccharum officinarum* L., Porto Rico:—endemic.

4. **BASISPORIUM** Moll. Bull. Soc. Myc. Fr. **18**: 167. 1902.1. **Basisporium gallarum** Moll. Bull. Soc. Myc. Fr. **18**: 170. 1902.

On dead stalks and leaves of *Saccharum officinarum* L., and other grasses, Porto Rico:—Europe.

5. **BRACHYSPORIUM** Sacc. *Michelia* **2**: 28. 1880.1. **Brachysporium stemphylioides** (Corda) Sacc. *Syll. Fung.* **4**: 424. 1886.

Helminthosporium stemphylioides Corda, *Pracht-Fl.* **7**. 1839.

On *Annona montana* Macf., Porto Rico:—Europe.

6. **CERCOSPORA** Fres.; Fuckel, *Fungi Rhen.* **118**. 1863.1. **Cercospora Achyranthis** Sydow, *Ann. Myc.* **7**: 171. 1909.

On *Centrostachys aspera* (L.) Standley [*Achyranthes aspera* L.], Porto Rico:—Japan.

2. **Cercospora Acrocomiae** Stevenson, *Ann. Rep. Ins. Exp. Sta.* **17**: 89. 1916.

On *Acrocomia aculeata* (Jacq.) Lodd., Porto Rico:—endemic.

3. **Cercospora Alternantherae** Ellis & Langlois, *Jour. Myc.* **6**: 36. 1890.

On *Achyranthes* [*Alternanthera*] *portoricensis* (Kuntze) Standley, Porto Rico:—continental North America.

4. **Cercospora Amaryllidis** Ellis & Ev. *Jour. Myc.* **3**: 14. 1887.

On *Hymenocallis declinata* (Jacq.) M. Roem., Porto Rico:—continental North America.

5. **Cercospora atricincta** Heald & Wolf, *Mycologia* **3**: 14. 1911.

On *Crassina elegans* (Jacq.) Kuntze, Porto Rico:—continental North America.

6. **Cercospora Bernardiae** Stevens, *Trans. Ill. Acad. Sci.* **10**: 213. 1917.

On *Adelia Bernardia* L. [*Bernardia Bernardia* (L.) Millsp.], Porto Rico:—endemic.

7. **Cercospora beticola** Sacc. *Nuov. Giorn. Bot. Ital.* **8**: 189. 1876.

On *Beta vulgaris* L., Porto Rico:—continental North America.

8. **Cercospora biformis** Peck, *Bull. Torrey Club* **36**: 156. 1909.

On *Passiflora sexflora* Juss., Porto Rico:—continental North America.

9. **Cercospora Bixae** Allesch. & Noack, *Bol. Inst. Agr. Estado* **9**: 95. 1898.

On *Bixa Orellana* L., Porto Rico:—continental South America.

10. **Cercospora Bloxami** Berk. & Br. *Ann. Mag. Nat. Hist. V.* **9**: 183. 1882.

On species of *Brassica*, Porto Rico:—Europe.

11. **Cercospora borinquensis** Young, *Mycologia* **8**: 45. 1916.

On *Calopogonium orthocarpum* Urban, Porto Rico:—endemic.

12. **Cercospora Bradburyae** Young, *Mycologia* 8: 46. 1916.
On *Bradburya pubescens* (Benth.) Kuntze, Porto Rico:—endemic.
13. **Cercospora Cajani** P. Henn. *Hedwigia* 41: 309. 1902.
On *Cajan Cajan* (L.) Millsp., Porto Rico:—continental South America.
This has been transferred to *Colletotrichum* by later authors.
14. **Cercospora canescens** Ellis & Martin, *Am. Nat.* 16: 1003. 1882.
On *Dolichos Lablab* L., *Phaseolus lunatus* L., *P. vulgaris* L., *Vigna unguiculata* (L.) Walp., Porto Rico:—continental North America.
15. **Cercospora Capsici** Heald & Wolf, *Mycologia* 3: 15. 1911.
On *Capsicum annum* L., Porto Rico:—continental North America.
16. **Cercospora carbonacea** Miles, *Trans. Ill. Acad. Sci.* 10: 255. 1917.
On *Dioscorea alata* L., Porto Rico:—endemic.
17. **Cercospora Caricae** Spieg. *Anal. Soc. Ci. Argent.* 22: 215. 1886.
See *Pucciniopsis Caricae*.
18. **Cercospora Caseariae** Stevens, *Trans. Ill. Acad. Sci.* 10: 212. 1917.
On species of *Casearia*, Porto Rico:—endemic.
19. **Cercospora Cassavae** Ellis & Ev. *Bull. Torrey Club* 22: 438. 1895.
On *Manihot Manihot* (L.) Cockerell, Porto Rico:—continental North America.
Thought to be the same as *C. Henningsii* Allesch.
20. **Cercospora Chamaecristae** Ellis & Kellerm. *Jour. Myc.* 4: 7. 1888.
On *Herpetica alata* Raf. [*Cassia alata* L.], *Ditremeza occidentalis* (L.) Britton & Rose [*Cassia occidentalis* L.], Porto Rico:—continental North America.
21. **Cercospora citrullina** Cooke in Rav. *Fungi Am.* 589; *Grevillea* 12: 31. 1883.
On *Citrullus Citrullus* (L.) Karst. [*Citrullus vulgaris* Schrad.], Porto Rico:—continental North America.
22. **Cercospora coffeicola** Berk. & Curt.; Ellis & Ev. *Jour. Myc.* 4: 5. 1888.
On *Coffea arabica* L., Porto Rico:—Jamaica; Guatemala.
23. **Cercospora conspicua** Earle, *Bull. N. Y. Bot. Garden* 3: 312. 1905.
On *Cleome spinosa* Jacq., Porto Rico:—endemic.
24. **Cercospora cruenta** Sacc. *Michelia* 2: 149. 1880.
On *Phaseolus lunatus* L., *Vigna unguiculata* (L.) Walp., Porto Rico:—continental North America.
25. **Cercospora Cucurbitae** Ellis & Ev. *Jour. Myc.* 4: 3. 1888.
On *Cucurbita Lagenaria* L., Porto Rico:—continental North America.

26. **Cercospora cucurbiticola** P. Henn. Hedwigia **43**: 95. 1904.
On *Cayaponia* sp., Porto Rico:—continental South America.
27. **Cercospora densissima** Speg. Anal. Mus. Nac. Buenos Aires **6**: 341. 1899.
On *Sida* sp., Mona Island:—continental South America.
28. **Cercospora flagellaria** Ellis & Martin, Am. Nat. **16**: 1003. 1882.
On *Phytolacca icosandra* L., Porto Rico:—continental North America.
29. **Cercospora Gilbertii** Speg. Anal. Soc. Ci. Argent. **10**: 38. 1880.
On *Iresine Celosia* L. [*Iresine paniculata* (L.) Kuntze], Porto Rico:—continental South America.
30. **Cercospora gossypina** Cooke, Rav. Fungi Am. *585*; Grevillea **12**: 31. 1883.
On *Gossypium barbadense* L., Porto Rico:—continental North America.
31. **Cercospora guanicensis** Young, Mycologia **8**: 45. 1916.
On *Guilandina Crista* (L.) Small [*Caesalpinia Crista* L.], Porto Rico:—endemic.
32. **Cercospora Henningsii** Allesch.; P. Henn. in Engl. Ostaf. Pflanz. **3**: 35. 1895.
On *Manihot Manihot* (L.) Cockerell, Porto Rico:—East Africa.
33. **Cercospora Hibisci** Tracy & Earle, Bull. Torrey Club **22**: 179. 1895.
On *Abelmoschus esculentus* (L.) Moench. [*Hibiscus esculentus* L.], *Pariti tiliaceum* (L.) St. Hil., Porto Rico:—continental North America.
34. **Cercospora Hurae** Stevens, Trans. Ill. Acad. Sci. **10**: 210. 1917.
On *Hura crepitans* L., Porto Rico:—endemic.
35. **Cercospora Hydropiperis** (Thüm.) Speg. Anal. Soc. Ci. Argent. **9**: 191. 1880.
On *Persicaria punctata* (Ellis) Small, Porto Rico:—continental South America.
36. **Cercospora Lepidii** Peck, Ann. Rep. N. Y. State Mus. **35**: 140. 1884.
On *Lepidium virginicum* L., Porto Rico; Mona Island:—continental North America.
37. **Cercospora longipes** Butler, Mem. Dept. Agr. India **1**³: 44. 1906.
On *Saccharum officinarum* L., Porto Rico:—India.
38. **Cercospora longissima** (Cug.) Sacc. Syll. Fung. **18**: 607. 1906.
Cercospora longispora Cug.; Traverso, Malpighia **17**: 217. 1903.
Cercospora Lactucae Stevenson, Jour. Dept. Agr. Porto Rico **1**: 105. 1917.
Cercospora Lactucae Welles, Phytopathology **13**: 289. 1923. Not *Cercospora Lactucae* P. Henn. Bot. Jahr. **31**: 742. 1902.
On *Lactuca sativa* L., Porto Rico:—Italy; Philippine Islands.

39. **Cercospora Malachrae** Heald & Wolf, *Mycologia* **3**: 19. 1911.
Cercospora Malachrae Young, *Mycologia* **8**: 45. 1916.
On *Malachra alceifolia* Jacq. [*Malachra rotundifolia* Schrank], Porto Rico:—continental North America.
40. **Cercospora maricaoensis** Young, *Mycologia* **8**: 44. 1916.
On *Teramnus uncinatus* (L.) Sw., Porto Rico:—endemic.
41. **Cercospora mikaniaecola** Stevens, *Trans. Ill. Acad. Sci.* **10**: 213. 1917.
On *Mikania* sp., Porto Rico:—endemic.
42. **Cercospora Mucunae** Sydow, *Hedwigia* **42**: (106). 1903.
On *Stizolobium pruritus* (Wight) Piper, *Mucuna urens* (L.) DC., Porto Rico:—continental North America.
43. **Cercospora Nicotianae** Ellis & Ev. *Proc. Acad. Sci. Phila.* **1893**: 170. 1893.
On *Nicotiana Tabacum* L., Porto Rico:—continental North America.
44. **Cercospora Oryzae** Miy. *Jour. Coll. Agr. Tokyo* **2**: 263. 1910.
On *Oryza sativa* L., Porto Rico:—Japan.
45. **Cercospora Pancratii** Ellis & Ev. *Jour. Myc.* **3**: 15. 1887.
On *Crinum* sp., St. Thomas:—continental North America.
46. **Cercospora personata** (Berk. & Curt.) Ellis, *Jour. Myc.* **1**: 63. 1885.
Cladosporium personatum Berk. & Curt. *Grevillea* **3**: 106. 1874.
On *Arachis hypogaea* L., Porto Rico:—continental North America.
47. **Cercospora Pisa-sativae** Stevenson, *Ann. Rep. Ins. Exp. Sta.* **1917-1918**: 138. 1919.
On *Pisum sativum* L., Porto Rico:—endemic.
48. **Cercospora Phyllitidis** Hume, *Bull. Torrey Club* **27**: 577. 1900.
On *Polypodium* sp., Porto Rico:—continental North America.
49. **Cercospora portoricensis** Earle, *Muhlenbergia* **1**: 15. 1901.
On *Piper aduncum* L., *P. scabrum* Sw., *Pothomorphe peltata* (L.) Miq. [*Piper peltatum* L., *P. umbellatum* L.], Porto Rico:—endemic.
50. **Cercospora ricinella** Sacc. & Berl. *Atti Ist. Ven.* **VI**: 3: 11. 1885.
On *Ricinus communis* L., Porto Rico:—continental North America; Australia.
51. **Cercospora rigospora** Atk. *Jour. Elisha Mitchell Soc.* **8**: 65. 1891.
On *Solanum nigrum* L., Porto Rico:—continental North America.
52. **Cercospora rosicola** Pass. *Myc. Univ.* **333**; *Bot. Jahresb.* **1875**: 276.
On species of *Rosa*, Porto Rico:—continental North America; Europe.

53. **Cercospora Sagittariae** Ellis & Kellerm. Jour. Myc. **2**: 1. 1886.
On *Sagittaria lancifolia* L., Porto Rico:—continental North America.
54. **Cercospora Sechiae** Stevenson, Jour. Dept. Agr. Porto Rico **2**: 214. 1918.
On *Sechium edule* (Jacq.) Sw., Porto Rico:—endemic.
55. **Cercospora Sesami** Zimm. Ber. Forstw. Deutsch-Ostafr. **1904**: 28.
On *Sesamum orientale* L., Porto Rico:—East Africa.
56. **Cercospora simulata** Ellis & Ev. Jour. Myc. **1**: 64. 1885.
Cercospora Chamaecristae Ellis & Kellerm., may be the same.
On *Herpetica alata* Raf., Porto Rico:—continental North America.
57. **Cercospora Stevensii** Young, Mycologia **8**: 45. 1916.
On *Andira inermis* H. B. K., Porto Rico:—endemic.
58. **Cercospora Thouinia** Stevens, Trans. Ill. Acad. Sci. **10**: 213. 1917.
On *Thyana striata* (Radlk.) Britton [*Thouinia striata* Radlk.], Porto Rico:—endemic.
59. **Cercospora Tiglii** P. Henn. Hedwigia **47**: 265. 1908.
On *Croton lobatus* L., Vieques:—continental South America.
60. **Cercospora trichophila** Stevens, Trans. Ill. Acad. Sci. **10**: 212. 1917.
On *Helicteres jamaicensis* Jacq., *Solanum torvum* Sw., *S. verbascifolium* L., Porto Rico:—endemic.
61. **Cercospora Trichostigmae** Stevens, Trans. Ill. Acad. Sci. **10**: 211. 1917.
On *Trichostigma octandrum* (L.) H. Walt., Porto Rico:—endemic.
62. **Cercospora Vaginae** Kruger; Walker & Went, Meded. Suik. Proefst. West-Java **24**: 8. 1896.
On *Saccharum officinarum* L., Porto Rico:—Java.
63. **Cercospora venturioides** Peck, Ann. Rep. N. Y. State Mus. **34**: 47. 1881.
On *Asclepias curassavica* L., Porto Rico:—continental America.
64. **Cercospora Vignae** Racib. Zeit. Pflanzenkrank. **8**: 66. 1898.
On *Vigna unguiculata* (L.) Walp., Porto Rico:—Java.
65. **Cercospora Violae** Sacc. Nuov. Giorn. Bot. Ital. **8**: 187. 1876.
On *Viola* sp., Porto Rico:—continental North America; Europe.
7. **CERCOSPORIDIUM** Earle, Muhlenbergia **1**: 16. 1901.
1. **Cercosporidium Helleri** Earle, Muhlenbergia **1**: 16. 1901.
On *Sphenoclea zeylanica* Gaertn., Porto Rico:—endemic.

DOUBTFUL SPECIES.

1. *CERCOSPORIUM BETICOLA*.

Reported by Stevenson but perhaps meant for *Cercospora beticola*. Causing root-rot of beans.

2. *CERCOSPORIUM URTICOLA*.

Reported by Cook in Diseases of Tropical Plants but may be same as above.

8. *CLADOSPORIUM* Link in Willd. Sp. Pl. 6¹: 39. 1824.1. *Cladosporium Calotropidis* Stevens, Trans. Ill. Acad. Sci. 10: 207. 1917.

On *Calotropis procera* (Ait.) R. Br., Porto Rico:—endemic.

2. *Cladosporium Citri* Masee, Text Book Pl. Dis. 310. 1899.

On species of *Citrus*, Porto Rico:—continental North America.

3. *Cladosporium fulvum* Cooke, Grevillea 12: 32. 1883.

On *Lycopersicon Lycopersicon* (L.) Karst., *Solanum torvum* Sw., Porto Rico:—continental North America.

4. *Cladosporium guanicensis* Stevens, Trans. Ill. Acad. Sci. 10: 207. 1917.

On *Argemone mexicana* L., Porto Rico:—endemic.

5. *Cladosporium herbarum* (Pers.) Link, Ges. Nat. Freunde Berlin Mag. 7: 37. 1815.

Dematium herbarum Pers. Ann. Bot. Usteri 11: 32. 1794.

On various plants usually on the dead or dying tissues: *Bauhinia* sp., *Canna coccinea* Mill., *C. glauca* L., *Canavali maritima* (Aubl.) Thou. [*Canavalia obtusifolia* P. DC.], *Agati grandiflora* (L.) Desv. [*Sesbania grandiflora* Pers.], *Solanum Melongena* L., Porto Rico:—probably world-wide in distribution.

6. *Cladosporium hypophloeum* Berk. & Curt. Jour. Linn. Soc. 10: 362. 1868.

On *Thyana* [*Thouinia*] sp., Porto Rico:—Cuba.

7. *Cladosporium Mansoni* (Cast.) Pinoy; Cast. & Chalmers, Manual of Trop. Med. Ed. 2. 837. 1913.

Microsporion Mansoni Castellani—1905.

Occurring as the cause of a human skin disease, black ringworm, Porto Rico:—tropical lands.

8. *Cladosporium Mikaniae* Stevens, Trans. Ill. Acad. Sci. 10: 208. 1917.

On *Mikania* sp., Porto Rico:—endemic.

9. *ELLISIELLA* Sacc. Michelia 2: 26. 1880.1. *Ellisiella portoricensis* Stevens, Trans. Ill. Acad. Sci. 10: 203. 1917.

On *Clusia rosea* Jacq., Porto Rico:—endemic.

10. *FUMAGO* Pers. Myc. Eu. 1: 9. 1822.1. *Fumago vagans* Pers. Myc. Eu. 1: 9. 1822.

On leaves of *Piper Amalago* L., and *Mangifera indica* L., St. Thomas:—widely distributed.

11. **HAPLOGRAPHIUM** Berk. & Br. Ann. Mag. Nat. Hist. III. 3: 360. 1859.
1. **Haplographium echinatum** (Riv.) Sacc. Syll. Fung. 4: 307. 1886.
Penicillium echinatum Riv. Parass. 45. 1873.
 Isolated from soil, Porto Rico:—Europe.
2. **Haplographium portoricense** Stevens & Dalbey, Mycologia 11: 6. 1919.
 On *Canna coccinea* Mill., Porto Rico:—endemic.
12. **HELMINTHOSPORIUM** Link, Ges. Nat. Freunde Berlin Mag. 3: 10. 1809.
1. **Helminthosporium Caladii** Stevens, Trans. Ill. Acad. Sci. 10: 209. 1917.
 On *Cyrtospadix bicolor* (Ait.) Britton & P. Wilson [*Caladium bicolor* Vent.],
 Porto Rico:—endemic.
2. **Helminthosporium folliculatum brevopilum** Corda, Ic. Fung. 2: 13. 1838.
 On *Paspalum conjugatum* Berg., Porto Rico:—Europe.
3. **Helminthosporium glabroides** Stevens, Bot. Gaz. 65: 240. 1918.
 On species of *Meliola* on numerous hosts, Porto Rico:—endemic.
4. **Helminthosporium Gossypii** Tucker, Jour. Agr. Res. 32: 394. 1926.
 Causing a leaf spot on Sea Island Cotton, Porto Rico:—endemic.
5. **Helminthosporium guareicolum** Stevens, Bot. Gaz. 65: 241. 1918.
 On *Meliola guareicola* Stevens, Porto Rico:—endemic.
6. **Helminthosporium Helleri** Stevens, Bot. Gaz. 65: 242. 1918.
 On species of *Meliola* on various hosts, Porto Rico:—endemic.
7. **Helminthosporium mayaguezense** Miles, Trans. Ill. Acad. Sci. 10: 253.
 1917.
 On *Paspalum conjugatum* Berg., Porto Rico:—endemic.
8. **Helminthosporium melastomacearum** Stevens, Bot. Gaz. 65: 242. 1918.
 On species of *Meliola* on various hosts, Porto Rico:—endemic.
9. **Helminthosporium Ocoteae** Stevens, Bot. Gaz. 65: 241. 1918.
 On *Meliola Ocoteae* Stevens on *Ocotea leucozyllon* (Sw.) Mez., Porto Rico:—
 endemic.
10. **Helminthosporium Oryzae** Breda de Haan, Bull. Inst. Bot. Buitenz. 6:
 11. 1900.
 On *Oryza sativa* L., Porto Rico:—Java.
11. **Helminthosporium Panici** Stevens, Bot. Gaz. 65: 242. 1918.
 On *Meliola Panici* Earle and other species of *Meliola* on various hosts,
 Porto Rico:—endemic.

12. **Helminthosporium parathesicolum** Stevens, Bot. Gaz. **65**: 242. 1918.
On species of *Meliola* on *Parathesis* and other hosts, Porto Rico:—endemic.
13. **Helminthosporium Philodendri** Stevens, Bot. Gaz. **65**: 242. 1918.
On *Meliola Helleri* Earle on various hosts, Porto Rico:—endemic.
14. **Helminthosporium Ravenelii** Curt.; Berk. Grevillea **3**: 102. 1874.
On *Sporobolus indicus* (L.) R. Br., Porto Rico:—Cuba; Bermuda; continental North America.
15. **Helminthosporium Sacchari** Butler, Mem. Dept. Agr. India, Bot. Series **6**: 204. 1913.
On *Saccharum officinarum* L., Porto Rico:—India.
Cercospora Sacchari Br. de Haan is thought by Butler to be a *Helminthosporium* and may be identical with the above. This fungus is the cause of a disease known as "eye-spot."
16. **Helminthosporium sechicola** Stevenson, Jour. Dept. Agr. Porto Rico **2**: 216. 1918.
On *Sechium edule* (Jacq.) Sw., Porto Rico:—endemic.
17. **Helminthosporium spiculiferum** Ellis & Ev. Jour. Myc. **2**: 104. 1886.
On *Thrinax* sp., Porto Rico:—continental North America.
18. **Helminthosporium Stahlia** Stevens, Trans. Ill. Acad. Sci. **10**: 208. 1917.
On *Passiflora foetida* L., Porto Rico:—endemic.
19. **Helminthosporium Turcicum** Pass. Boll. Comz. Agr. Parmense **10**: 2. 1876.
On *Zea Mays* L., Porto Rico:—Europe.
20. **Helminthosporium Varroniae** Stevens, Trans. Ill. Acad. Sci. **10**: 209. 1917.
On *Varronia* sp., Porto Rico:—endemic.
13. **HETEROSPORIUM** Klotsch; Cooke, Grevillea **5**: 122. 1877.
1. **Heterosporium repandum** Ferd. & Winge, Bot. Tidssk. **29**: 23. 1908.
On dry branches, St. Thomas:—endemic.
14. **HORMIACTELLA** Sacc. Syll. Fung. **4**: 311. 1886.
1. **Hormiactella Sacchari** Johnston, Jour. Dept. Agr. Porto Rico **1**: 224. 1917.
On dead leaves of *Saccharum officinarum* L., and other grasses, Porto Rico:—endemic.
15. **ISTHMOSPORA** Stevens, Bot. Gaz. **65**: 244. 1918.
1. **Isthmospora glabra** Stevens, Bot. Gaz. **65**: 244. 1918.
On species of *Meliola*, Porto Rico:—endemic.

2. **Isthmospora spinosa** Stevens, Bot. Gaz. **65**: 244. 1918.
On species of *Meliola* on various hosts, Porto Rico:—endemic.
16. **MACROSPORIUM** Fries, Syst. Myc. **3**: 373. 1829.
1. **Macrosporium Carotae** Ellis & Langlois, Jour. Myc. **6**: 36. 1890.
On cultivated carrots, Porto Rico:—continental America.
2. **Macrosporium parasiticum** Thüm. Myc. Univ. *667*. 1877.
On *Allium Cepa* L., Porto Rico:—Bermuda; continental America.
3. **Macrosporium Porri** Ellis, Grevillea **8**: 12. 1879.
On *Allium Cepa* L., Porto Rico:—continental North America.
17. **MICROCLAVA** Stevens, Trans. Ill. Acad. Sci. **10**: 204. 1917.
1. **Microclava Coccolobae** Stevens, Trans. Ill. Acad. Sci. **10**: 206. 1917.
On *Coccolobis diversifolia* Jacq., Porto Rico:—endemic.
2. **Microclava Miconiae** Stevens, Trans. Ill. Acad. Sci. **10**: 206. 1917.
On *Miconia laevigata* (L.) DC., Porto Rico:—endemic.
18. **NAPICLADIUM** Thüm. Hedwigia **14**: 3. 1875.
1. **Napicladium Fumago** Speg. Rev. Agr. Univ. La Plata II. **6**: 190. 1910.
On *Miconia* sp., Porto Rico:—continental North America.
2. **Napicladium portoricense** Speg. Bol. Acad. Ci. Cordoba **26**: 363. 1923.
On mycelium of Perisporiaceae on many hosts, Porto Rico:—endemic.
19. **PASSALORA** Fries, Summa Veg. Scand. 500. 1849.
1. **Passalora Cecropiae** Stevens, Trans. Ill. Acad. Sci. **10**: 207. 1917.
On *Cecropia peltata* L., Porto Rico:—endemic.
20. **PERICONIA** Tode, Fungi Meckl. **2**: 2. 1791.
1. **Periconia atra** Corda, Ic. Fung. **1**: 19. 1837.
On *Saccharum officinarum* L., St. Croix:—Europe.
2. **Periconia pycnospora** Fres. Beitr. Myk. **20**. 1850.
On *Xanthosoma* sp., Porto Rico:—Europe.
3. **Periconia Sacchari** Johnston, Jour. Dept. Agr. Porto Rico **1**: 225. 1917.
On dead and dying leaves and stalks of *Saccharum officinarum* L., Porto Rico:—endemic.
21. **SEPTOIDIUM** Arnaud, Ann. Ephiphyties **7**: 106. 1921.
1. **Septoidium Stevensii** Arnaud, Ann. Ephiphyties **93**: 35. 1923.
On *Inga laurina* (Sw.) Willd., Porto Rico:—endemic.

22. **SEPTONEMA** Corda, Ic. Fung. 1: 9. 1837.

1. **Septonema Sacchari** Johnst. & Stevenson, Jour. Dept. Agr. Porto Rico 1: 225. 1917.

On dead leaves and stalks of *Saccharum officinarum* L., Porto Rico:—endemic.

23. **TETRACOCO Sporium** Szabó, Hedwigia 44: 77. 1905.

1. **Tetracoccusporium Sacchari** Stevenson, Jour. Dept. Agr. Porto Rico 1: 225. 1917.

On sugar cane debris, Porto Rico:—endemic.

24. **TETRAPLOA** Berk. & Br. Ann. Mag. Nat. Hist. II. 5: 459. 1850.

1. **Tetraploa aristata** Berk. & Br. Ann. Mag. Nat. Hist. II. 5: 459. 1850.

On dead stalks and leaves of *Saccharum officinarum* L., Porto Rico:—Cuba; Europe.

25. **THIELAVIOPSIS** Went., Med. Proefst. West-Java 5:—1893.

1. **Thielaviopsis paradoxa** (De Seynes) Höhn. Hedwigia 43: 295. 1904.

Chalarra paradoxa De Seynes, Roch. Veg. Inf. 3: 30. 1886.

On *Ananas Ananas* (L.) Cockerell [*Ananas sativus* Schult. (fruit)], *Cocos nucifera* L., *Saccharum officinarum* L., Porto Rico:—Europe.

Common in Porto Rico and causing much damage.

26. **TRIPSO SPORIUM** Corda, Ic. Fung. 1: 16. 1837.

1. **Triposporium stelligerum** Speg. Rev. Agr. Univ. La Plata 6: 196. 910.

On *Annona montana* Macf., *Chiococca alba* (L.) Hitchc., *Myrcia deflexa* (Poir) DC., *Canella Winterana* (L.) Gaertn., *Zamia latifoliata* Pren. erroneously reported as *Z. integrifolia* Ait., Porto Rico:—continental South America.

27. **VERTICICLADIUM** Preuss, Linnaea 24: 127. 1851.

1. **Verticicladium graminicolum** Johnst. & Stevenson, Jour. Dept. Agr. Porto Rico 1: 226. 1917.

On dead leaves of *Saccharum officinarum* L., Porto Rico:—endemic.

28. **ZYGOSPORIUM** Mont. Pl. Cell. Cuba 303. 1838.

1. **Zygosporium oschiodes** Mont. Pl. Cell. Cuba 303. (1838?).

On *Carica Papaya* L., Porto Rico:—Cuba; Ceylon; Island of Tahiti.

Family 3. **STILBACEAE.**

1. **ARTHROBOTRYUM** Ces.; Berk. & Br. Ann. Mag. Nat. Hist. III. 3: 361. 1859.

1. **Arthrobotryum caudatum** Sydow, Ann. Mus. Congo 3: 22. 1909.

On *Meliola* on various hosts, Porto Rico:—South Africa.

2. **Arthrobotryum Dieffenbachiae** Stevens, Bot. Gaz. 65: 237. 1918.

On *Meliola Dieffenbachiae* Stevens on *Dieffenbachia seguine* (Jacq.) Schott, Porto Rico:—endemic.

3. **Arthrobotryum glabroides** Stevens, Bot. Gaz. **65**: 237. 1918.
On *Meliola glabroides* Stevens on *Nectandra patens* (Sw.) Griseb., Porto Rico:—endemic.
4. **Arthrobotryum penicillatum** (Lév.) comb. nov.
Meliola ? *penicillata* Lév. Ann. Sci. Nat. III. **5**: 266. 1846.
Podosporium penicillium Speg. Bol. Acad. Ci. Cordoba **11**: 638. 1889.
Arthrobotryum penicillium Stevens, Bot. Gaz. **65**: 238. 1918.
On *Meliola Panici* Earle on various grasses, Porto Rico:—continental South America.
2. **DENDROGRAPHIUM** Masee, Grevillea **21**: 5. 1892.
1. **Dendrographium atrum** Masee, Grevillea **21**: 5. 1892.
On dead wood, Porto Rico:—continental South America.
3. **GIBELLULA** Cavara, Atti Ist. Bot. Univ. Pavia **3**: 347. 1894.
1. **Gibellula arachnophila** Johnston, Comm. Agr. Ins. Exp. Sta. Porto Rico, Bull. **10**: 24. 1915.
On spiders of family Attidae, Porto Rico:—endemic.
4. **HIRSUTELLA** Pat. Rev. Myc. **14**: 69. 1892.
1. **Hirsutella citriformis** Speare, Mycologia **12**: 70. 1920.
Reported on Fulgoridae, Porto Rico:—New Zealand; Hawaii.
5. **GRAPHIUM** Corda, Ic. Fung. **1**: 18. 1837.
1. **Graphium Sacchari** Speg. Rev. Agr. Univ. La Plata **1896**: 253.
On dead stalks of *Saccharum officinarum* L., Porto Rico:—continental South America.
2. **Graphium squarrosum** Ellis & Langl. Jour. Myc. **6**: 36. 1890.
On dead bamboo (*Bambos*), Porto Rico:—continental North America.
6. **ISARIA** Pers. Tent. Disp. Fung. 41. 1797.
1. **Isaria Barberi** Giard. Compt. Rend. Soc. Biol. Paris **1894**: 823.
On larvae of *Diatraea saccharalis*, Porto Rico:—West Indies.
2. **Isaria Saussurei** Cooke, Veget. Wasps 53. 1892.
On *Botriocera* sp. on *Palicourea crocea* (Sw.) R. & S., Porto Rico:—West Indies.
3. **Isaria umbrina** Pers. Ann. Bot. Usteri **15**: 12. 1795.
On dead wood, Porto Rico:—Europe.
7. **ISARIOPSIS** Fries; Sacc. Michelia **2**: 33. 1880.
1. **Isariopsis griseola** Sacc. Myc. Ven. **1247**; Michelia **1**: 273. 1878.
On species of *Phaseolus*, Porto Rico:—Europe.

8. **PODOSPORIUM** Schw. Trans. Am. Phil. Soc. II. 4: 278. 1832.

1. **Podosporium effusum** Pat. sp. nov.

Hyphae loosely fasciculate, subeffused, tobacco-brown, septate, crisped, 75–100 \times 3 μ ; conidia oblong or clavate, 12–30 \times 3 μ , becoming 3-septate, not constricted. The longer ones are substipitate-contracted below, the shorter ones simply oblong.

The hyphae form patches 1–3 mm. diam. irregularly scattered over the upper surface of the leaf.

On leaves of *Piper* sp. near Rio Piedras, Heller 142.

2. **Podosporium pallidum** Pat. sp. nov.

Hyphae pale yellow, closely concrescent-fasciculate, forming a stilboid stipe $\frac{1}{4}$ – $\frac{1}{2}$ mm. high and about 40 μ thick, the fibers slightly relaxed above; conidia fusoid, faintly nucleolate-septulate, pale yellowish, 25–30 \times 4–5 μ .

On *Meliola amphitricha* Fries, on *Randia mitis* L. near Santurce.

3. **Podosporium ? penicillium** Speg. Bol. Acad. Ci. Cordoba 11: 618. 1889.

On *Meliola* on species of *Psychotria grandis* Sw. and *Panicum glutinosum* Sw., Porto Rico:—continental South America.

9. **STILBELLA** Lindau in E. & P. Nat. Pfl. 1²: 489. 1900.

1. **Stilbella flavida** (Cooke) P. Henn. Bol. Mus. Goeldi 4: 413. 1904.

Stilbum flavidum Cooke, Grevillea 9: 11. 1880.

On various species of *Coffea* and a large variety of other hosts, Porto Rico:—Trinidad; Jamaica; continental America.

10. **STILBUM** Tode, Fungi Meckl. 1: 10. 1790.

1. **Stilbum Heveae** (A. Zimm.) Sacc. & P. Sacc. Bull. Inst. Buitz. 1901: 21.

Stilbella Heveae Zimm.; P. Henn. Hedwigia 41: 148. 1902.

On stumps of wood, St. Thomas:—Java.

2. **Stilbum Karstenii** Sacc. Syll. Fung. 10: 682. 1892.

Stilbum nigripes Karst. Hedwigia 28: 195. 1889.

Associated with *Sphaerostilbe intermedia* Ferd. & Winge, St. Jan; St. Thomas:—continental South America.

Family 4. **TUBERCULARIACEAE.**

1. **Aegerita** Pers. Tent. Disp. Fung. 40. 1797.

1. **Aegerita Webberi** Fawcett, Mycologia 2: 167. 1910.

On *Aleurodiscus minimus* on *Psidium Guajava* L., Porto Rico:—continental North America.

2. **CLINOCONIDIUM** Pat. Bull. Soc. Myc. Fr. 14: 156. 1898.

1. **Clinoconidium farinosa** (P. Henn.) Pat. Bull. Soc. Myc. Fr. 14: 156. 1898.

See *Uredo farinosa*.

3. **EPICOCUM** Link, Ges. Nat. Freunde Berlin Mag. 7: 32. 1815.

1. **Epicoccum neglectum** Desm. Ann. Sci. Nat. II. 17: 95. 1842.

On *Cestrum* sp., Porto Rico:—Europe; continental North America.

4. **EXOSPORIUM** Link, Ges. Nat. Freunde Berlin Mag. **3**: 9. 1809.
1. **Exosporium Leucaenae** Stevens & Dalbey, Mycologia **11**: 5. 1919.
On *Leucaena glauca* (L.) Benth., Porto Rico:—endemic.
5. **FUSARIUM** Link, Ges. Nat. Freunde Berlin Mag. **3**: 10. 1809.
1. **Fusarium cubense** Er. Smith, Science II. **31**: 755. 1910.
On *Musa paradisiaca* L., Porto Rico:—Cuba.
Causing a serious trunk rot.
2. **Fusarium Limonis** Bri. Att. Staz. Chim. Agr. Roma 485. 1876.
On *Citrus grandis* Osbeck [*Citrus decumana* L.], Porto Rico:—Europe.
3. **Fusarium meliolicolum** Stevens, Bot. Gaz. **65**: 244. 1918.
On *Meliola Paulliniae* Stevens, Porto Rico:—endemic.
4. **Fusarium radicolica** Wollenw. Jour. Agr. Res. **2**: 257. 1914.
On *Musa sapientum* L., Porto Rico:—Europe; continental North America.
5. **Fusarium Solani** (Mart.) Sacc. Michelia **2**: 296. 1881.
Fusisporium Solani Martius, Flora **26**: 546. 1843.
On *Vanilla Vanilla* (L.) Britton [*Vanilla planifolia* Andr.], Porto Rico:—Europe; continental North America.
6. **ILLOSPORIUM** Martius, Fl. Crypt. Erl. 325. 1817.
1. **Illosporium Commelinae** Stevens, Trans. Ill. Acad. Sci. **10**: 215. 1917.
On *Commelina longicaulis*, *C. elegans* H. B. K., Porto Rico:—endemic.
7. **MICROCERA** Desm. Ann. Sci. Nat. III. **10**: 359. 1848.
1. **Microcera Fujikuroi** Miyabe & Saw. Jour. Coll. Agr. Tohoku Imp. Univ. **5**: 83. 1913.
On scale insects on species of *Citrus*, Porto Rico:—continental North America.
8. **MUCHMORIA** Sacc. Ann. Myc. **4**: 277. 1906.
1. **Muchmoria portoricensis** Sacc. Ann. Myc. **4**: 277. 1906.
In cracks of the bark of an undetermined tree, Porto Rico:—endemic.
9. **MYROTHECIUM** Tode, Fungi Meckl. **1**: 25. 1790.
1. **Myrothecium verrucaria** (Albert. & Schw.) Ditm. in Sturm, Deuts. Fl. Pilze **1**: 7. 1813.
Peziza verrucaria Albert. & Schw. Consp. Fung. 340. 1805.
On dead leaves of *Saccharum officinarum* L., and dead twigs of *Citrus* sp., Porto Rico:—Europe; continental North America.
10. **PUCGINIOPSIS** Speg. Anal. Soc. Ci. Argent. **26**: 74. 1888.
1. **Pucciniopsis Caricae** (Speg.) Seaver, comb. nov.
Cercospora ? *Caricae* Speg. Anal. Soc. Ci. Argent. **22**: 205. 1886.
Pucciniopsis Caricae Earle, Bull. N. Y. Bot. Garden **2**: 340. 1902.
On *Carica Papaya* L., Porto Rico:—St. Thomas; Sanibel Island, Florida.

11. **SPEGAZZINIA** Michelia 2: 37. 1880.1. **Spegazzinia ornata** Sacc. Michelia 2: 37. 1880.

On dead sugar cane and other plant debris, Porto Rico:—Europe.

12. **TRICHOSTROMA** Corda in Sturm, Deuts. Fl. Pilze 9: 131. 1829.1. **Trichostroma Axonopi** Tehon, Bot. Gaz. 67: 510. 1919.

On *Axonopus compressus* (Sw.) Beauv., Porto Rico:—endemic.

13. **TUBERCULARIA** Tode, Fungi Meckl. 1: 18. 1790.1. **Tubercularia coccicola** Stevenson, Ann. Rep. Ins. Exp. Sta. 1916-1917: 92.

On scale insects on *Citrus* sp., Porto Rico:—endemic.

2. **Tubercularia saccharicola** Speg. Rev. Agr. Univ. La Plata 1896: 254.

On dead sugar cane stalks, Porto Rico:—continental South America.

3. **Tuberculina persicina** (Ditm.) Sacc. Fungi Ital. f. 964. 1881.

Tubercularia persicina Ditm. in Sturm, Deuts. Fl. Pilze 1: 99. 1817.

On *Puccinia Rauliaerii* Ferd. & Winge, St. Thomas:—Europe.

STERILE MYCELIUM.

1. **HIMANTIA** Pers. Myc. Eu. 1: 88. 1822.1. **Himantia stellifera** Johnston, Jour. Dept. Agr. Porto Rico 1: 188. 1917.

On various grasses and sedges, Porto Rico:—endemic.

2. **OZONIUM** Pers. Myc. Eu. 1: 86. 1822.1. **Ozonium stuposum** Pers. Myc. Eu. 1: 87. 1822.

Dematium stuposum Pers. Syn. Fung. 696. 1801.

Reported from the Schwanecke collection for Porto Rico:—Europe.

3. **RHIZOCTONIA** DC. Fl. Fr. 6: 110. 1815.1. **Rhizoctonia alba** Matz, Jour. Dept. Agr. Porto Rico 5: 29. 1921.

On decaying leaves of celery, Porto Rico:—endemic.

2. **Rhizoctonia dimorpha** Matz, Jour. Dept. Agr. Porto Rico 5: 20. 1921.

On cowpea and *Phaseolus* sp., Porto Rico:—endemic.

3. **Rhizoctonia ferrugena** Matz, Jour. Dept. Agr. Porto Rico 5: 28. 1921.

On sugar cane roots, Porto Rico:—endemic.

4. **Rhizoctonia grisea** (Stevenson) Matz, Jour. Dept. Agr. Porto Rico 5: 22. 1921.

Sclerotium griseum Stevenson, Jour. Dept. Agr. Porto Rico 2: 220. 1918.

On *Musa paradisiaca* L., *Saccharum officinarum* L., and *Zea Mays* L., Porto Rico:—endemic.

5. **Rhizoctonia macrosclerotia** Matz, Jour. Dept. Agr. Porto Rico 5: 19. 1921.
On petioles and stems of *Phaseolus* sp., Porto Rico:—endemic.
6. **Rhizoctonia Melongena** Matz, Jour. Dept. Agr. Porto Rico 5: 29. 1921.
On decaying egg plant, Porto Rico:—endemic.
7. **Rhizoctonia microsclerotia** Matz, Phytopathology 7: 117. 1917.
On cowpea, carrot, bean and hollyhock, Porto Rico:—continental North America.
8. **Rhizoctonia palida** Matz, Jour. Dept. Agr. Porto Rico 5: 28. 1921.
On cane roots, pepper roots and young corn seedlings, Porto Rico:—endemic.
9. **Rhizoctonia Solani** Kuhn, Krankh. Kulturg. 224. 1858.
On bean pods, grapefruit seedlings, celery, tomato stems, lettuce leaves, sugar cane roots, banana roots, peas and various other garden plants, Porto Rico:—Europe.

4. **SCLEROTIUM** Tode, Fungi. Meckl. 1: 2. 1790.

1. **Sclerotium bataticola** Taub. Phytopathology 3: 71. 1913.
On *Ipomoea Batatas* (L.) Lam., Porto Rico:—continental North America. Causing charcoal rot.
2. **Sclerotium griseum** Stevenson, Jour. Dept. Agr. Porto Rico 2: 220. 1918.
See *Rhizoctonia griseum*.
3. **Sclerotium portoricense** Stevens, Trans. Ill. Acad. Sci. 10: 215. 1917.
On *Capriola Dactylon* (L.) Pers., Porto Rico:—endemic.
4. **Sclerotium Rolfsii** Sacc. Ann. Myc. 9: 257. 1911.
On various hosts especially on herbaceous plants, Porto Rico:—continental North America.
Specimen reported by Stevens as *Claviceps Paspali* is known only from the sclerotial stage and may be the above species.

5. **Sclerotium vulgatum** Fries, Obs. Myc. 1: 204. 1815.
On human excrement, St. Thomas:—Europe.

FUNGI OF UNKNOWN AFFINITY.

1. **GRAPHIOLA** Poit. Ann. Sci. Nat. I. 3: 473. 1824.

1. **Graphiola congesta** Berk. & Rav.; Berk. Grevillea 3: 58. 1874.
On unknown host, Porto Rico:—continental North America.
2. **Graphiola Phoenicis** (Moug.) Poit. Ann. Sci. Nat. I. 3: 473. 1824.
Phacidium Phoenicis Moug.; Fries, Syst. Myc. 2: 572. 1823.
On *Sabal causiarum* (Cook) Beccari [*Inodes causiarum* Cook], *Phoenix dactylifera* L., and *Thrinax microcarpa* Sargent [*Thrinax praeceps* Cook], Porto Rico:—continental North America; Europe; Africa; Ceylon.

2. **GRALLOMYCES** Stevens, Bot. Gaz. 65: 245. 1918.

1. **Grallomyces portoricensis** Stevens, Bot. Gaz. 65: 245. 1918.
On various hosts associated with *Meliola*, Porto Rico:—endemic.

Sub-class 4. **HEMIBASIDIOMYCETES.**

By F. D. KERN and H. H. WHETZEL.

Order 1. **USTILAGINALES.**

Parasitic fungi on various organs of herbaceous flowering plants. Mycelium localized or systemic; hyphae hyaline, branched, more or less septate, intercellular. Fertile mycelium compacting into masses or sori, forming chlamydo-spores of various types from the internal contents of the cells; in a few cases developing external conidia; at maturity disappearing more or less through gelatinization. Sori usually evident forming mostly brown or black, dusty or agglutinated spore masses. Chlamydo-spores light to dark colored 4–35 μ in diameter unicellular or composed of 2 to several cells; in some genera forming spore balls. Germination by promycelium usually bearing sporidia (basidiospores) of some type which often multiply by budding.

Promycelium usually with lateral sporidia at septa.

FAM. 1. USTILAGINACEAE.

Promycelium with clustered terminal sporidia.

FAM. 2. TILLETIACEAE.

Family 1. **USTILAGINACEAE.**

Sori usually forming dusty or agglutinated spore masses; commonly brown or black. Promycelium bearing lateral sporidia or none.

1. **USTILAGO** (Pers.) Roussel, Fl. Calvados ed. 2. 47. 1806.

Sori at maturity consisting of dusty usually dark colored spore masses. Spores single; small to medium in size; reddish, olivaceous, black-brown, golden-brown, yellow or violet to purple.

1. **Ustilago affinis** Ellis & Ev.; Cockerell, Bull. Torrey Club 20: 297. 1893.*Ustilago Hilariae* P. Henn. Hedwigia 37: 267. 1898.*Ustilago Stenotaphri* P. Henn. Hedwigia 37: 293. 1898. Not *U. Stenotaphri* of McAlpine.*Ustilago americana* Speg. Anal. Mus. Nac. Buenos Aires 6: 207. 1899.*Ustilago Henningsii* Sacc. & Syd. in Sacc. Syll. Fung. 16: 368. 1902.On *Stenotaphrum secundatum* (Walt.) Kuntze.

One of the commonest smuts in Porto Rico and Vieques:—Bermuda, Jamaica, and Mexico.

2. **Ustilago Schröteriana** (?) P. Henn. Hedwigia 35: 215–216. 1896.On *Paspalum* sp. Johnston *N. Y. Bot. Gard.* (4)641.

This species is listed by Stevenson (Jour. Dept. Agr. Porto Rico 2: 162, 1918) as *Sphacelotheca Paspali-notati*. The specimen (Johnston 4641) on which he presumably founded his record is clearly not to be referred to that species and is probably *U. Schröteriana* as pointed out in the article by Whetzel and Kern (*Mycologia* 18: 117. 1926).

The single specimen above recorded is known from Porto Rico:—type from Brazil.

Ustilago segetum Dittm.

A smut is listed under this name by Klotzsch (*Linnaea* 25: 364–366. 1852) from Schwanecke's Porto Rican collections. No host is given. As this is an old name applied collectively to the smuts of cereals it is impossible to determine just what species he had. His specimen has not been seen.

3. **Ustilago Tritici** (Pers.) Rostr. Overs. K. Danske Vid. Selsk. Forh. 1890: 15. March 1890.

Uredo segetum Tritici Pers. Tent. Disp. Fung. 57. 1797.

Ustilago segetum Tritici Jens. Om Korn. Brand 61. 1888.

Ustilago Tritici Jens.; Kellerm. & Swing. Ann. Rept. Kansas Agr. Exp. Sta. 2: 262. June 1890.

Ustilago Tritici f. folicola P. Henn. Zeitschr. Pflanzenkr. 4: 139. 1894.

On *Triticum aestivum* L. (*T. vulgare* Vill.).

But one collection of this smut is known to the writers from Porto Rico, that by C. M. Tucker, his number 300 (= Cornell Univ. Herb. No. 14936). Common in all temperate regions where wheat is grown.

4. **Ustilago Zeae** (Beckm.) Unger. Einfl. Bodens. 211. 1836.

Lycoperdon Zeae Beckm. Hannov. Mag. 6: 1330. 1768.

Ustilago Maydis Corda, Ic. Fung. 5: 3. 1842.

Ustilago Zeae-Mays Wint. Rab. Krypt. Fl. 1²: 97. 1881.

On *Zea Mays* L.

Recorded by Clinton from Porto Rico but not represented in his 1904 collection. Reported also by Stevens and Stevenson. There is also a specimen in the collection of C. M. Tucker, his No. 301.

Apparently not common in Porto Rico:—occurring wherever maize is grown.

2. **SPHACELOTHECA** DeBary, Verg. Morph. Biol. Pilze 187. 1884.

Sori usually in the inflorescence, often limited to the ovary, covered by a false membrane and having a central columella in the dusty spore mass. Spores single; reddish-brown, small to medium.

1. **Sphacelotheca Panici-leucophaei** (Bref.) Clinton, N. Am. Fl. 7: 28. 1906.

Ustilago Panici-leucophaei Bref. Unters. Gesammt. Myk. 12: 114. 1895.

Ustilago insularis P. Henn. Hedwigia 35: 51. 1896.

On *Valota insularis* (L.) Chase.

The entire inflorescence is converted into a dull brown dusty mass as it emerges from the upper leaf sheath. A very common smut in Porto Rico and Vieques:—Cuba, Jamaica, Central and South America, Mexico, and Arizona.

Sphacelotheca Paspali-notati (P. Henn.) Clinton.

See *Ustilago Schröteriana* P. Henn.

2. **Sphacelotheca Sorghi** (Link) Clinton, Jour. Myc. 8: 140. 1902.

Sorosporium Sorghi Link, in Willd. Sp. Pl. 6²: 86. 1825.

Tilletia Sorghi-vulgaris Tul. Ann. Sci. Nat. III. 7: 116. 1847.

Ustilago Sorghi Pass.; Thüm. Hedwigia 12: 114. 1873.

Ustilago Tulasnei Kühn, Ber. Sitz. Nat. Ges. Halle 1874: 5. 1874.

Cintractia Sorghi-vulgaris Clinton, Bull. Ill. Agr. Exp. Sta. 47: 404. 1897.

On *Holcus Sorghum* L. (*Sorghum vulgare* Pers.).

A single collection by C. M. Tucker, his No. 258, (= Cornell Univ. Herb. No. 12638) is known to the writers from Porto Rico:—Cuba, Jamaica, Canada, United States, Europe, Asia, and Africa.

3. **CINTRACTIA** Cornu, Ann. Sci. Nat. VI. 15: 279. 1883.

Sori on various organs of the host, often in the ovaries, consisting of a black rather firm agglutinated spore mass; spores single, medium to large, formed about a central columella.

1. **Cintractia axicola** (Berk.) Cornu, Ann. Sci. Nat. VI. 15: 279. 1883.
Ustilago axicola Berk. Ann. Mag. Nat. Hist. II. 9: 200. 1852.
Ustilago Fimbristylis Thüm. Bull. Torrey Club 6: 95. 1876.
 On *Fimbristylis diphylla* (Retz.) Vahl.
Fimbristylis ferruginea (L.) Vahl.
 Very common in Porto Rico; also recorded from St. Thomas and Tortola:—southern U. S., Mexico, Central America, Cuba, Jamaica, Santo Domingo, and St. Kitts.

2. **Cintractia leucoderma** (Berk.) P. Henn. Hedwigia 34: 335. 1895.
Ustilago leucoderma Berk. Ann. Mag. Nat. Hist. II. 9: 200. 1852.
Cintractia Krugiana P. Magn. Bot. Jahrb. 17: 490. 1893.
Cintractia affinis Peck, N. Y. State Mus. Bull. 67: 28. 1903.
 On *Rynchospora corymbosa* (L.) Britton.
Rynchospora cyperoides (Sw.) Mart.
Rynchospora gigantea Link.
 Known by the long white covered sori which involve the pedicels and peduncles of the inflorescence.
 Locally very abundant in Porto Rico on *R. corymbosa*, especially along streams about San Juan. Often occurring along with *C. utriculicola* on this host:—Florida, New York, Isle of Pines, Cuba, Santo Domingo, Mexico, Central America, South America, Asia, and Australia.

3. **Cintractia limitata** Clinton, Proc. Boston Soc. Nat. Hist. 31: 399. 1904.
 On *Cyperus ligularis* L. (*Mariscus ligularis* Urban).
 Apparently common. Known only from Porto Rico, Mayaguez, Manati Santurce, Boqueron and San Juan being the stations recorded.

4. **Cintractia minor** Jackson, Mycologia 12: 153. 1920.
Cintractia axicola minor Clinton, Jour. Myc. 8: 143. 1902.
 On *Cyperus sphacelatus* Rottb.
 This appears to be a rather uncommon species in Porto Rico. The only other places from which it is reported are New York, New Jersey and Delaware where it occurs on *Cyperus Grayi* (Jackson, Mycologia 12: 153).

5. **Cintractia utriculicola** (P. Henn.) Clinton, Jour. Myc. 8: 143. 1902.
Cintractia leucoderma f. *utriculicola* P. Henn. Hedwigia 34: 336. 1895.
Cintractia axicola f. *spicularum* Juel. Bih. Sv. Vet.-Akad. Handl. 23 (3)¹⁰: 7. 1897.
 On *Rynchospora corymbosa* (L.) Britton (*Rynchospora aurea* Vahl).
 Occurring frequently along with *C. leucoderma* on this host. Apparently not common in Porto Rico:—Mexico, Trinidad, and South America.

4. **MYKOSYRINX** G. Beck, Ann. Nat. Hofmus. Wien 9: 123. 1894.
 Sori inside pedicels and peduncles of the inflorescence forming a double layered fertile stroma lining these organs; spore mass dusty; spores in pairs.

1. **Mykosyrinx Cissi** (DC.) G. Beck, Ann. Nat. Hofmus. Wien 9: 123. 1894.
Uredo Cissi DC. in Poir. Encycl. Meth. Bot. 8: 228. 1803.
Geminella exotica Schröt. Hedwigia 15: 135. 1876.
Schroeteria Cissi De-Toni, in Sacc. Syll. Fung. 7: 501. 1888.
 On *Cissus erosa* L. C. Rich.
Cissus sicyoides L.
Cissus trifoliata L. (*C. acida* L.).

Apparently once common in Porto Rico. Not found in recent collections:—Florida, Mexico, Cuba, Bahamas, Isle of Pines, Jamaica, Santo Domingo, Trinidad, Central America, South America, and Africa.

5. **THECAPHORA** Fingerh. *Linnaea* 10: 230. 1835.

Sori in various organs of the host, forming indefinite masses in the floral organs or firm galls on the stems and leaves; spore mass at maturity dusty; spore balls of few to many fertile cells, permanently united, spores yellowish or reddish.

1. **Thecaphora pustulata** Clinton; Chardon, *Revista Agr. Puerto Rico* 6: 23. 1921.

On *Bidens pilosa* L. (*B. leucantha* Willd.).

Causing soft gall-like swellings of various sizes up to an inch in diameter on stems, leaves and petioles.

Frequent throughout Porto Rico:—Not known elsewhere.

6. **TOLYPOSPORELLA** Atk. *Cornell Univ. Agr. Exp. Sta. Bull.* 3: 16. 1897.

Sori usually on the leaves forming a black granular agglutinated coating; spore balls variable; spores dark colored, with a very thick often sac-like episore.

1. **Tolyposporella Brunkii** (Ellis & Gall.) Clinton, *Jour. Myc.* 8: 147. 1902.

Ustilago (*Sorosporium*?) *Brunkii* Ellis & Gall. *Jour. Myc.* 6: 31. 1890.

Ustilago apiculata Ellis & Gall.; Jennings, *Texas Agr. Exp. Sta. Bull.* 9: 29. 1890.

On *Andropogon bicornis* L.

Black linear sori mostly along midrib of leaf, underside. Known in Porto Rico from a single collection by Whetzel & Olive No. 449 from El Yunque:—Texas and Mexico.

2. **Tolyposporella Sporoboli** Jackson; Whetzel & Kern, *Mycologia* 18: 122. 1926.

On *Sporobolus indicus* (L.) R. Br.

Known only from Porto Rico from a single collection by Whetzel & Olive No. 450 from the mountain side of El Yunque, 1916.

Family 2. **TILLETIACEAE.**

Sori forming dusty crumpled spore masses or permanently imbedded in the tissues. Promycelium bearing a terminal cluster or tuft of elongate sporidia.

Urocystis cepulae Frost.

On *Allium Cepa* L. Mentioned by Henricksen (*Agr. Exp. Sta. Porto Rico Bull.* 7: 45. 1906).

No specimens of this from Porto Rico known. According to Stevenson this smut probably does not occur there (*Jour. Dept. Agr. Porto Rico* 2: 163. 1918.).

1. **ENTYLOMA** DeBary, *Bot. Zelt.* 32: 101. 1874.

Sori usually in the leaves, generally forming whitish or discolored areas, permanently imbedded in the tissues; spores single, hyaline to yellow or reddish-yellow, occasionally dark colored.

1. **Entyloma australe** Speg. Anal. Soc. Ci. Argent. **10**: 5. July 1880.

Protomyces Physalidis Kalchb. & Cooke, Grevillea **9**: 22. Sept. 1880.

Entyloma Besseyi Farl. Bot. Gaz. **8**: 275. 1883.

Entyloma Physalidis Wint. Hedwigia **22**: 130. 1883.

On *Physalis pubescens* L. Clinton's specimen (N. Am. Fl. **7**: 64. 1906.) so determined by N. L. Britton. Four collections known from Porto Rico:—United States, Canada, South America, and Africa.

2. **Entyloma guaranicum** Speg. Anal. Soc. Ci. Argent. **17**: 127. 1884.

On *Bidens pilosa* L. (*B. leucantha*).

Pale white spots on the leaves.

There are but three collections of this from Porto Rico known to the writers. Probably common, especially at high altitudes. Inconspicuous and hence easily overlooked:—Massachusetts (?), Florida, and South America.

3. **Entyloma Lobeliae** Farl. Bot. Gaz. **8**: 275. 1883.

On *Lobelia Cliffortiana* L. (Host determined by N. L. Britton).

Clinton's collection is the only one known to the writers from Porto Rico. (See Whetzel & Kern, Mycologia **18**: 123. 1926.) Known otherwise only from North America on *Lobelia inflata*.

2. **BURRILLIA** Setch. Proc. Am. Acad. **26**: 18. 1891.

Sori generally in the leaves, rather permanently imbedded in the tissues; spore balls without a distinct cortex of sterile cells, conspicuous; spores hyaline or yellowish, rather firmly united.

1. **Burrillia Echinodori** Clinton, Jour. Myc. **8**: 154. 1902.

On *Echinodorus cordifolius* (L.) Griseb.

Stevens made a single collection in Porto Rico. There is also a specimen in the private collection of John A. Stevenson; apparently rare:—Florida and California.

Doassansia Sintensis Bres.

On *Cedrela odorata* L.

Clinton (N. Am. Fl. **7**: 71. 1906) excludes this species remarking "Probably insect work." A re-examination of Sintensis' specimens confirms Clinton's diagnosis.

Order 2. **UREDINALES.**

The Uredinales, popularly known as rusts, are small, mostly microscopic fungi, parasitic in the tissues of the higher plants (Filicales and Spermatophyta). Many species have spores of five kinds, pycniospores, aeciospores, uredinospores, teliospores, and basidiospores. The first four may occur in regular succession upon one sort of host plant in the order named, but in many species there is a striking change of hosts (heteroecism), a definite part of the life cycle being produced quite apart and dissociated from the other part. The spores are borne in definite groups called sori (rarely singly), covered at least at first by overlying host tissue and set free by early rupture or by weathering. The sori of the foregoing spore-forms are designated pycnia, aecia, uredinia, and telia. In the tropics it is especially notable that many of the species have inconspicuous sori. The uredinospores are repeating spores, i.e., they may reproduce themselves over and over indefinitely under favorable conditions. In the tropics many species perpetuate themselves in the uredinial stage and the rest of the life-history is unknown.

Teliospores germinating by dividing internally into basidia; teliospores compacted laterally into waxy layers.

FAM. 1. COLEOSPORIACEAE.

Teliospores germinating with external basidia.

Teliospores compacted laterally into crusts or columns or occasionally solitary within the tissues.

FAM. 2. MELAMPORACEAE.

Teliospores fascicled or free.

FAM. 3. PUCCINIACEAE.

Family 1. COLEOSPORIACEAE.

Teliospores compacted laterally into flattened waxy, cushion-like masses, germinating upon maturity by dividing internally into four basidia. This family is represented in Porto Rico by the genus *Coleosporium*.

1. COLEOSPORIUM Lévy. Ann. Sci. Nat. III. 8: 373. 1847.

The genus has all four spore-stages, heteroecious, the aecia being the blister rusts on the leaves (not on the twigs or bark) of pines (*Pinus*). In Porto Rico common in the uredinial stage, which is yellowish and powdery.

1. *Coleosporium Elephantopodis* (Schw.) Thüm. Myc. Univ. 953. 1878.

Uredo Elephantopodis Schw. Schr. Nat. Ges. Leipzig 1: 70. 1822.

On *Elephantopus mollis* H.B.K.

This rust is reported on *E. scaber* (N. Am. Fl. 7: 90) an error for *E. mollis*. *E. scaber* is restricted to the Eastern Hemisphere.

Common throughout Porto Rico:—southeastern United States, Central America, Cuba, Jamaica, St. Vincent, South America.

2. *Coleosporium Eupatorii* Arth. Bull. Torrey Club 33: 31. 1906.

On *Hebeclinium macrophyllum* (L.) DC. (*Eupatorium macrophyllum* L.).

First and only report of this species in Porto Rico by Stevenson, Jour. Dept. Agr. Porto Rico 2: 163. 1918:—Central America, Cuba.

3. *Coleosporium Ipomoeae* (Schw.) Burr. Bull. Ill. Lab. Nat. Hist. 2: 217. 1885.

Uredo Ipomoeae Schw. Schr. Nat. Ges. Leipzig 1: 70. 1822.

On *Ipomoea angustifolia* Jacq.

Ipomoea Batatas (L.) Lam.

Ipomoea littoralis Blume. Holway specimen (Arthur, Mycologia 7: 172).

probably a misdetermination for *I. stolonifer* (Botany, Porto Rico and Virgin Islands 6: 113).

Ipomoea Nil (L.) Roth.

Ipomoea rubra (Vahl) Millsp.

Ipomoea stolonifera (Cyrill) Poir.

Ipomoea tiliacea (Willd.) Choisy.

Quamoclit coccinea (L.) Moench.

Thyella tamnifolia (L.) Raf. (*Jacquemontia tamnifolia* (L.) Griseb.).

Common in Porto Rico. Reported on the last host only from Vieques and St. Croix:—southeastern United States, Central America, Mexico, Jamaica, South America.

4. **Coleosporium Plumierae* Pat. Bull. Soc. Myc. Fr. 18: 178. 1902.

On *Plumiera alba* L.

Plumiera Krugii Urban.

Plumiera obtusa L.

Rather rare in Porto Rico; known on *P. obtusa* in this flora only from Mona Island:—Cuba, Guadeloupe.

* See note, p. 144.

Family 2. **MELAMPSORACEAE** (Uredinaceae).

Teliospores compacted laterally into flattened crusts, filiform columnar masses, or sometimes solitary within the tissues (except in *Olivca*); basidia external.

PHYSOPELLA.

For species formerly referred to this genus see *Phakopsora*.

1. **PHAKOPSORA** Diet. Ber. Deuts. Bot. Ges. **13**: 334. 1895.

Telia laterally expanded, the teliospores one-celled, catenulate, compacted; uredinia with delicate peridium, with peripheral, free or imbricated paraphyses, or naked, the urediniospores catenulate, falling away at maturity.

1. **Phakopsora** (?) **Aeschynomensis** Arth. Bull. Torrey Club **44**: 509. 1917.

Uredo Aeschynomensis Arth. Bot. Gaz. **39**: 392. 1905.

Physopella (?) *Aeschynomensis* Arth. N. Am. Fl. **7**: 104. 1907.

On *Aeschynomene americana* L.

Collected throughout Porto Rico by Stevens during October and November only:—Cuba, Mexico, South America.

2. **Phakopsora fenestrata** Arth. Bull. Torrey Club **44**: 508. 1917.

Uredo fenestrata Arth. Mycologia **7**: 332. 1915.

Schroeteriaster fenestrata Arth. Mycologia **8**: 24. 1916.

On *Cicca disticha* L. (*Phyllanthus distichus* Muell.-Arg.).

Asterandra grandifolia (L.) Britton. (*Phyllanthus grandifolius* L.).

Phyllanthus Niruri L.

Rather common throughout Porto Rico and Vieques especially on *C. disticha*. Known also from Santo Domingo.

3. **Phakopsora Meibomiaie** Arth. Bull. Torrey Club **44**: 509. 1917.

Physopella Meibomiaie Arth. Mycologia **9**: 59. 1917.

On *Meibomia supina* (Sw.) Britton (*Diosmodium supinum* DC.).

Known from Porto Rico, Añasco hillsides (type locality) and from along the Tanama River, the only collections being those of Whetzel and Olive:—Santo Domingo and South America.

4. **Phakopsora tecta** Jackson & Holway; Jackson, Mycologia **18**: 148. 1926.

? *Uredo Commelyneae* Kalchbr. Grevillea **11**: 24. 1882. Not Spag. 1880.

On *Commelina elegans* H.B.K.

Commelina longicaulis Jacq. (*C. nudiflora* authors not L.).

Commelina virginica L. Specimens listed under this species now referred to *C. elegans*.

Porto Rico, Vieques and St. Thomas:—Trinidad, South America, and southern Africa.

5. **Phakopsora Vignae** (Bres.) Arth. Bull. Torrey Club **44**: 509. 1917.

Uredo Vignae Bres. Rev. Myc. **13**: 66. 1891.

Uredo Sojæ P. Henn. Hedwigia Beibl. **42**: 108. 1903. Not *Uromyces Sojæ* Sydow 1906.

Uredo concors Arth. Mycologia **7**: 330. 1915.

Physopella concors Arth. Mycologia **9**: 60. 1917.

On *Dolichos Lablab* L.

Phaseolus lunatus L.

Teramnus uncinatus (L.) Sw.

Known only in the uredinial stage. Apparently rare in Porto Rico, only four collections recorded; also in St. Thomas:—Cuba, Trinidad, Java, Japan, and Philippine Islands. (Cf. N. Am. Fl. 7: 673).

6. **Phakopsora Vitis** (Thüm.) Syd. Hedwigia 38: 141. 1899.

Uredo Vitis Thüm. Pilze Weinst. 182. 1878.

Uredo Vialae Lagerh. Compt. Rend. Acad. Sci. Paris 110: 729. 1890.

Physopella Vitis Arth. Résult. Sci. Congr. Bot. Vienne 338. 1906.

On *Vitis vinifera* L.

Known in this region only in the uredinial stage. Telia reported from southern United States (Phytopathology 14: 171).

Reported from several stations in Porto Rico.:—southeastern United States, Cuba, Jamaica, South America, and Japan.

SCHROETERIASTER.

For species formerly referred to this genus see *Phakopsora*.

2. **OLIVEA** Arth. Mycologia 9: 60. 1917.

Uredinia with a mass of incurved paraphyses united at the base and forming a globose basket, the urediniospores stellately angular; the teliospores replacing the urediniospores in the basket of paraphyses, free, one-celled. Cycle of development also includes deep-seated aecia and mammilliform pycnia.

1. **Olivea capituliformis** (P. Henn.) Arth. Mycologia 9: 61. 1917.

Uredo capituliformis P. Henn. Hedwigia 34: 97. 1895.

Ravenelia capituliformis P. Henn. Hedwigia 43: 160. 1904.

On *Alchornea latifolia* Sw.

An interesting tree rust. Common in Porto Rico but inconspicuous:—Tortola, Brazil.

2. **Olivea Petitiae** Arth. Mycologia 9: 62. 1917.

On *Petitia domingensis* Jacq.

Known only from the type locality in Porto Rico.

3. **MILESIA** F. B. White, Scott. Nat. 4: 162. 1877.

Teliospores within the epidermal cells or between the mesophyll cells; urediniospores pointed and smooth, or obovate and spinulose.

1. **Milesia australis** Arth. Bull. Torrey Club 51: 53. 1924.

Uredo Blechni Diet. & Neger. Bot. Jahrb. 22: 358. 1896. Not *Milesia Blechni* Arth. 1922.

On *Blechnum occidentale* L.

Polytaenium Feei (Schaffn.) Maxon.

Two collections from Porto Rico:—Salvador, Trinidad, South America.

2. **Milesia columbiensis** (Dietel) Arth. Mycologia 7: 175. 1915.

Milesina columbiensis Dietel; Mayor, Mem. Soc. Neuch. Sci. 5: 559. 1913.

On *Nephrolepis rivularis* (Vahl) Mett.

Rare in Porto Rico:—South America.

4. **CROSSOPSORA** Syd. Ann. Myc. 16: 343. 1918.

Telia erumpent, the teliospores catenulate and adhering to form a fillform column, somewhat horny when dry; uredinia erumpent, dehiscent by a central

pore, the urediniospores borne singly on pedicels, the walls colored or nearly colorless, echinulate, the pores obscure; the cycle of development imperfectly known, only uredinia and telia recognized.

1. **Crossopora notata** Arth. N. Am. Fl. **7**: 695. 1925.

Uredo notata Arth. Mycologia **9**: 89. 1917.

Cronartium notatum Arth. Mem. Torrey Club **17**: 114. 1918.

On *Byrsonima crassifolia* (L.) H.B.K.

Known from Porto Rico by a single collection of Whetzel and Olive from Mayaguez:—Cuba.

5. **CEROTELIUM** Arth. Bull. Torrey Club **33**: 30. 1906.

Telia erect, somewhat waxy, erumpent, becoming pulverulent at surface, the teliospores one-celled, catenulate, the terminal spores readily separating upon germination; uredinia as in *Phakopsora*.

1. **Cerotelium alienum** (Syd. & Butler) Arth. N. Am. Fl. **7**: 698. 1925.

Chrysomyxa aliena Syd. & Butler, Ann. Myc. **10**: 267. June, 1912.

Uredo Spondiadis Petch, Ann. Bot. Garden Peradeniya **5**: 248. Aug. 1912.

Kuehneola aliena Syd. & Butler; Sydow, Monog. Ured. **3**: 322. 1914.

Cerotelium Spondiadis Arth. Bull. Torrey Club **44**: 510. 1917.

On *Spondias Mombin* L.

A single collection known from Porto Rico by Seaver and Chardon taken near Manati, Mar. 30, 1923. Otherwise reported only from India.

2. **Cerotelium Canavaliae** Arth. Bull. Torrey Club **33**: 30. 1906.

On *Canavali ensiformis* (L.) DC.

Canavali gladiata DC. Considered by Britton a synonym of *C. ensiformis* (L.) DC. Botany, Porto Rico and Virgin Islands **5**: 419.

Known only from Porto Rico.

3. **Cerotelium desmium** (Berk. & Br.) Arth. N. Am. Fl. **7**: 698. 1925.

Aecidium desmium Berk. & Br. Jour. Linn. Soc. **14**: 95. 1875.

Uredo Gossypii Lagerh. Jour. Myc. **7**: 48. 1891.

Kuehneola Gossypii Arth. N. Am. Fl. **7**: 187. 1912.

Cerotelium Gossypii Arth. Bull. Torrey Club **44**: 510. 1917.

On *Gossypium barbadense* L.

Gossypium brasiliense Macfad.

Gossypium hirsutum L.

Montezuma speciosissima Sessé & Moc. (*Thespesia grandiflora* DC.).

Common in Porto Rico on the tree cottons and also injurious to the cultivated sea island cotton; recorded on the latter from Mona:—Florida, Cuba, South America, India, Java, New Guinea, Philippines.

4. **Cerotelium Fici** (Cast.) Arth. Bull. Torrey Club **44**: 509. 1917.

Uredo Fici Cast.; Desmaz. Pl. Crypt. (Fasc. 34) 1662. 1848.

Uredo ficina Juel, Bih. Sv. Vet.-Akad. Handl. **23** (3)¹⁰: 25. 1897.

Kuehneola Fici Butler, Ann. Myc. **12**: 76. 1914.

On *Ficus Carica* L.

Ficus crassinervia Desf.

Ficus laevigata Vahl.

Ficus lentiginosa Vahl. Now regarded as a synonym of *F. laevigata* Vahl, Botany, Porto Rico and Virgin Islands **5**: 237.

Note:—The report of this species on *Carica Papaya* L. (Mycologia **9**: 63) an error.

Common in the uredinal form throughout Porto Rico especially on *F. laevigata*:—southeastern United States, Central America, Cuba, South America, Europe, and in all tropical regions (chiefly as uredinia).

6. **ENDOPHYLLOIDES** Whetzel & Olive, Am. Jour. Bot. 4: 50. 1917.

Aecia erumpent, the teliospores one-celled, catenulate, the columns waxy or horny when dry; peridium wanting or inconspicuous.

1. **Endophylloides portoricensis** Whetzel & Olive, Am. Jour. Bot. 4: 51. 1917.
Aecidium expansum Arth. Mycologia 7: 317. 1915. Not *A. expansum* Diet.

Cronartium portoricensis Sacc. & Trott. in Sacc. Syll. Fung. 23: 851. 1925.

On *Mikania cordifolia* (L. f.) Willd.

Mikania fragilis Urban.

Mikania odoratissima Urban.

Mikania Stevensiana Britton (Britton & Cowell, Phan. Spec. No. 4225).

Mikania sp. (See Botany, Porto Rico & Virgin Islands 6: 293.)

Common in Porto Rico, especially on the first named host:—Panama, Guatemala, Salvador, Trinidad.

7. **ENDOPHYLLUM** Lév. Mem. Soc. Linn. Paris 4: 208. 1825.

Aecia aecidioid, pulverulent, the teliospores catenulate, one-celled, the wall colored, verrucose; peridium evanescent.

1. **Endophyllum circumscriptum** (Schw.) Whetzel & Olive, Am. Jour. Bot. 4: 49. 1917.

Aecidium circumscriptum Schw.; Berk. & Curt. Jour. Phila. Acad. Sci. II. 2: 283. 1853.

Aecidium Cissi Wint. Hedwigia 23: 168. 1884.

On *Cissus sicyoides* L.

Very common and abundant in Porto Rico; also in St. Thomas:—Central America, Cuba, Jamaica, Trinidad, South America.

2. **Endophyllum decoloratum** (Schw.) Whetzel & Olive, Am. Jour. Bot. 4: 49. 1917.

Aecidium decoloratum Schw.; Berk. & Curt. Jour. Phila. Acad. Sci. II. 2: 283. 1853.

Aecidium Wedeliae Earle, Muhlenbergia 1: 16. 1901.

Aecidium Clibadii Syd. Ann. Myc. 1: 333. 1903.

Endophyllum Wedeliae Whetzel & Olive, Am. Jour. Bot. 4: 49. 1917.

On *Clibadium erosum* (Sw.) DC.

Wedelia trilobata (L.) Hitchc.

Common in Porto Rico, especially on *Wedelia*:—Mexico, Guatemala, Trinidad, South America.

3. **Endophyllum Stachytarphetae** (P. Henn.) Whetzel & Olive, Am. Jour. Bot. 4: 50. 1917.

Aecidium Stachytarphetae P. Henn. Hedwigia Beibl. 38: 71. 1899.

On *Valerianoides cayennense* (L. C. Rich.) Kuntze (*Stachytarpheta cayennensis* Vahl).

Rare in Porto Rico:—Santo Domingo, South America.

Endophyllum Wedeliae Whetzel. & Olive.

See *Endophyllum decoloratum* Schw.

8. **PUCCINIOSIRA** Lagerh. Ber. Deuts. Bot. Ges. 9: 344. 1891.

Telia erumpent, the teliospores catenulate, two-celled by transverse partition, the wall nearly or quite colorless; peridium cylindrical, rupturing at apex.

1. **Puccinosira pallidula** (Speg.) Lagerh. Tromsø Mus. Aarsb. 16: 122. 1894.

Coleosporium (?) *pallidulum* Speg. Anal. Soc. Ci. Argent. 17: 95. 1884.

On *Triumfetta Bartramia* L. (*T. rhomboidea* Jacq.).

Triumfetta Lappula L.

Triumfetta semitriloba Jacq.

Common in Porto Rico, also in St. Croix, St. Thomas, and Vieques:—Mexico, Guadeloupe, Jamaica, Trinidad, South America.

9. **BOTRYORHIZA** Whetzel & Olive, Am. Jour. Bot. 4: 47. 1917.

Telia erumpent, pulverulent, the teliospores pedicellate, one-celled, thin-walled, without peridium, the haustoria botryose.

1. **Botryorhiza Hippocrateae** Whetzel & Olive, Am. Jour. Bot. 4: 47. 1917.

Uromyces Hippocrateae Sacc. & Trott., in Sacc. Syll. Fung. 23: 647. 1925.

On *Hippocratea volubilis* L.

Common in Porto Rico; not reported elsewhere.

Family 3. **PUCCINIACEAE** (Aecidiaceae).

Teliospores fascicled or free, the walls firm or overlaid with an outer hygroscopic layer; basidia external; the telia usually erumpent, compact or pulverulent.

Argomyces insulanus Arth.

See *Puccinia insulana* Arth.

Argomyces Vernoniae Arth.

See *Puccinia Arthuriana* H. S. Jackson.

1. **RAVENELIA** Berk. Gard. Chron. 1853: 132. 1853.

Teliospores united into a head on a compound pedicel. Cycle of development may include pycnia, aecia (primary uredinia) and telia.

1. **Ravenelia Caesalpiniae** Arth. Bull. Torrey Club 31: 5. 1904.

Uromyces Caesalpiniae Arth. Mycologia 7: 183. 1915.

On *Caesalpinia* sp. An error in determination for *Mimosa Ceratonia*.
Mimosa Ceratonia L.

Known only from Porto Rico, Vieques and St. Thomas, but exceedingly common throughout this range.

2. **Ravenelia cassiaeicola** Atk. Bot. Gaz. 16: 313. 1891.

On *Chamaecrista Aeschynomene* (DC.) Greene.

Chamaecrista Swartzii (Wickstr.) Britton (*Chamaecrista glandulosa* Millsp.).

Rather rare in Porto Rico:—southeastern United States.

3. **Ravenelia caulicola** Arth. N. Am. Fl. 7: 143. 1907.

On *Cracca cinerea* (L.) Morong.

Uncommon in Porto Rico. Collected only by Stevens, Seaver and Chardon:—Bahama Islands.

4. **Ravenelia Cebil** Speg. Anal. Mus. Nac. Buenos Aires 19: 295. 1909.

On *Piptadenia peregrina* (L.) Benth.

Stevens' collection of this interesting South American tree rust is the only one recorded from Porto Rico:—South America.

5. **Ravenelia Humphreyana** P. Henn. Hedwigia 37: 278. 1898.

Ravenelia pulcherrima Arth. Bot. Gaz. 39: 395. 1905.

On *Poinciana pulcherrima* L. (*Caesalpinia pulcherrima* Sw.).

A single record of this species in Porto Rico by Stevenson (Jour. Dept. Agr. Porto Rico 2: 175):—Mexico, Guatemala, Cuba, Jamaica.

6. **Ravenelia Indigoferae** Tranz. Hedwigia 33: 369. 1894.

On *Indigofera suffruticosa* Mill. (*I. Anil* L.).

Common on this host wherever it occurs in Porto Rico and Vieques:—Mexico Cuba, Jamaica, Bermuda, South America.

7. **Ravenelia Ingae** (P. Henn.) Arth. N. Am. Fl. 7: 132. 1907.

Uredo Ingae P. Henn. Hedwigia Beibl. 38: 69. 1899.

Ravenelia Whetzelii Arth. Mycologia 9: 64. 1917.

On *Inga laurina* (Sw.) Willd.

Inga Inga (L.) Britton (*Inga vera* Willd.).

R. Whetzelii is an aecial stage (uredinoid aecia around the pycnia). The telia of this species are not known. Common throughout Porto Rico:—eastern Mexico, South America.

8. **Ravenelia Pithecolobii** Arth. Bot. Gaz. 39: 394. 1905.

On *Pithecellobium Unguis-cati* (L.) Mart.

One collection from Vieques, the only one recorded from this region:—southern Florida, Central Mexico, and Cuba.

9. **Ravenelia portoricensis** Arth. Bull. Torrey Club 31: 5. 1904.

On *Isandrina emarginata* (L.) Britton & Rose (*Cassia emarginata* L.).

The only collection recorded from Porto Rico is the type specimen taken by Heller in 1902 at Ponce:—Jamaica.

10. **Ravenelia siliquae** Long, Bot. Gaz. 35: 118. 1903.

On *Vachellia Farnesiana* (L.) W. & A. (*Acacia Farnesiana* Willd.).

Rare. Only two collections from Porto Rico, Yauco and Coamo Springs:—southern Mexico.

11. **Ravenelia Stevensii** Arth. Mycologia 7: 178. 1915.

On *Acacia riparia* H.B.K.

Known only from Porto Rico and St. Thomas.

Ravenelia Whetzelii Arth.

See *Ravenelia Ingae* (P. Henn.) Arth.

Hemileia vastatrix Berk. & Br. Gard. Chron. 1869: 1157. 1869.

On *Coffea arabica* L.

Once reported from Porto Rico on imported plants but afterwards entirely destroyed (see N. Am. Fl. 7: 150. 1907).

2. **PROSPODIUM** Arth. Jour. Myc. 13: 31. 1907.

Teliospores free, two-celled by transverse septum, the wall somewhat laminate, the pedicels refractive, usually appendaged. The uredinia usually encircled by paraphyses, urediniospores pedicellate, the walls often with a gelatinous layer.

1. **Prosopodium appendiculatum** (Wint.) Arth. Jour. Myc. 13: 31. 1907.

Puccinia appendiculata Wint. Flora 67: 262. 1884.

On *Tecoma stans* (L.) H.B.K. (*Stenobium stans* Seem.).

Rare. Porto Rico and St. Croix:—central Mexico, Cuba, Martinique, Jamaica, South America.

2. **Prosopodium plagiopus** (Mont.) Arth. N. Am. Fl. 7: 162. 1912.

Puccinia plagiopus Mont. Pl. Cell. Cuba 294. 1842.

On *Tabebuia pallida* Miers. (*Tecoma pentaphylla* (L.) Juss.).

Rare. Known from two localities in Porto Rico, Añasco and Rio Piedras:—the only stations outside Cuba.

3. **Prosopodium tuberculatum** (Speg.) Arth. N. Am. Fl. 7: 161. 1912.

Uredo tuberculata Speg. Anal. Soc. Ci. Argent. 9: 172. 1880.

Puccinia tuberculata Speg. Anal. Soc. Ci. Argent. 10: 6. 1880.

On *Lantana Camara* L.

Rare. First collected in Porto Rico by Seaver and Chardon, 1923:—central Mexico, South America.

3. **DICHEIRINIA** Arth. N. Am. Fl. 7: 147. 1907.

Teliospores free, more than one on each pedicel, one-celled; uredinia encircled by paraphyses; urediniospores borne singly on pedicels, the wall echinulate.

1. **Dicheirinia binata** (Berk.) Arth. N. Am. Fl. 7: 147. 1907.

Uredo Cabreriana Kern & Kellerm. Jour. Myc. 13: 25. 1907.

On *Erythrina Crista-galli* L.

Erythrina glauca Willd.

Occurs in several localities in Porto Rico on the last named host; known only from a single tree in Experiment Station grounds Mayaguez, on the first named host:—Central America, Cuba, Trinidad.

4. **TRANZSCHELIA** Arth. Résult. Sci. Congr. Bot. Vienne 340. 1906.

Teliospores forming heads by being attached by short pedicels to a common stalk. Cycle of development includes pycnia, aecia, uredinia, and telia.

1. **Tranzschelia punctata** (Pers.) Arth. Résult. Sci. Congr. Bot. Vienne 340. 1906.

On *Amygdalus persica* L.

Known from Porto Rico from a single collection by Earle 1903 on peach leaves at Mayaguez:—Bermuda, Eastern Canada, United States, Central America, South America, Europe, southern Africa, and Australia.

5. **KUEHNEOLA** Magn. Bot. Centralbl. **74**: 169. 1898.

Telia erumpent, velvety, the teliospores one-celled, catenulate, with many spores in spreading, free chains; uredinia with paraphyses hyphoid, inconspicuous or none.

Kuehneola Fici (Cast.) Arth.

See *Cerotelium Fici* (Cast.) Arth.

Kuehneola Gossypii (Lagerh.) Arth.

See *Cerotelium desmii* (Berk. & Br.) Arth.

1. **Kuehneola malvicola** (Speg.) Arth. N. Am. Fl. **7**: 187. 1912.

Uredo malvicola Speg. Anal. Soc. Ci. Argent. **17**: 124. 1884.

Uredo Hibisci Syd. Hedwigia Beibl. **40**: 128. 1901.

On *Malache scabra* B. Vogel (*Pavonia racemosa* Sw.).

Reported from Porto Rico only on this host:—southern United States, Central America, Cuba, South America.

6. **DESMELLA** Syd. Ann. Myc. **16**: 241. 1918.

Telia without peridium or paraphyses, the teliospores two-celled, the wall colored, firm, smooth, pores one in each cell, apical or in the upper part; uredinia without peridium or paraphyses, the urediniospores borne singly on pedicels, globose, the wall colored, echinulate, the pores one to several, equatorial or scattered. Cycle of development incompletely known, only uredinia and telia recognized, both subepidermal, forming beneath the stomata and protruding in tufts thus appearing superficial; possibly heteroecious.

1. **Desmella superficialis** (Speg.) Syd. Ann. Myc. **16**: 242. 1918.

Caecoma superficialis Speg. Anal. Soc. Ci. Argent. **17**: 96. 1884.

Uredo superficialis De-Toni in Sacc. Syll. Fung. **7**: 865. 1888.

Uredo Gymnogrammes P. Henn. Hedwigia **34**: 337. 1895.

Desmella Gymnogrammes Syd. Ann. Myc. **16**: 242. 1918.

On *Adiantum latifolium* Lam.

Dennstaedtia rubiginosa (Kaulf.) Moore.

Dryopteris dentata (Forsk.) C. Chr. (*D. mollis* Hieron).

Dryopteris Poiteana (Bory) Urban.

Dryopteris subtetragona (Link) Maxon (*D. tetragona* Urban).

Goniopteris guadalupensis Fée, reported in Mycologia **9**: 91, 1917, error for *Dryopteris subtetragona*.

Pityrogramma calomelanos (L.) Link.

Tectaria martinicensis (Spreng.) Copel.

Common in the high mountain regions of Porto Rico:—Cuba, Jamaica, Grenada, South America.

7. **UROMYCES** Unger. Exanth. Pfl. 277. 1833.

Teliospores free, pedicelled, one-celled, the wall colored; uredinia when present erumpent, without peridium, urediniospores borne singly on pedicels, the wall echinulate or verrucose, the pores two to several, variously arranged; aecia of the acididoid type present in some species; heteroecious or autoecious.

1. **Uromyces affinis** Wint. Hedwigia **24**: 259. 1885.

Uredo globulosa Arth. Mycologia **8**: 22. 1916. (See Mycologia **14**: 14. 1922.)

On *Hypoxis decumbens* L.

The uredo stage of this rust very common wherever the host is found in Porto Rico:—local from Connecticut and Missouri southward through Mexico and the West Indies; also in South America.

2. **Uromyces Anthacanthi** H. S. Jackson; Seaver, *Mycologia* **16**: 47. 1924.
On *Anthacanthus spinosus* (Jacq.) Nees.
Known only from the type locality in St. Croix.
 3. **Uromyces appendiculatus** (Pers.) Fries, *Summa Veg. Scand.* 514. 1849.
Not *U. appendiculatus* Ung. 1836.
Uredo appendiculata Pers. *Ann. Bot. Usteri* **15**: 16. 1795.
Nigredo appendiculata Arth. *Résult. Sci. Congr. Bot. Vienna* 343. 1906.
On *Dolichos Lablab* L.
Phaseolus adenanthus G.F.W. Meyer.
Phaseolus lathyroides L.
Phaseolus vulgaris L.
Vigna repens (L.) Kuntze.
Vigna vexillata (L.) A. Rich.
Common in Porto Rico. On *Vigna repens* in Vieques:—eastern United States, Mexico, Cuba, Jamaica, Europe, Africa, Asia, Japan, Australia, and South America.
 4. **Uromyces Arachidis** (Speg.) P. Henn. *Hedwigia* **35**: 224. 1896.
Puccinia Arachidis Speg. *Anal. Soc. Ci. Argent.* **17**: 90. 1884.
Uredo Arachidis Lagerh. *Tromsø Mus. Aarsb.* **17**: 106. 1894.
Bullaria (?) *Arachidis* Arth. & Mains, *N. Am. Fl.* **7**: 484. 1922.
On *Arachis hypogaea* L.
Two collections from Porto Rico by Stevens and one by Tucker:—Florida, Cuba, Grenada, Guadeloupe, Montserrat, South America.
 5. **Uromyces bidenticola** (P. Henn.) Arth. *Mycologia* **9**: 71. 1917.
Uredo Bidentis P. Henn. *Hedwigia* **35**: 251. 1896.
Uredo bidenticola P. Henn. *Hedwigia* **37**: 279. 1898.
Klebahnia Bidentis Arth. *Mycologia* **7**: 196. 1915.
On *Bidens cynapiifolia* H.B.K.
Bidens pilosa L. (*Bidens leucantha* Willd.).
Cosmos caudatus H.B.K.
The most common rust in Porto Rico:—Jamaica, Canary Islands, Trinidad, Cuba, Martinique, South America, Central America.
 6. **Uromyces Bidentis** Lagerh. *Bull. Soc. Myc. Fr.* **11**: 213. 1895.
Uromyces densus Arth. *Mycologia* **7**: 196. 1915.
Teleutospora Bidentis Arth. & Bisby, *N. Am. Fl.* **7**: 520. 1922.
On *Bidens pilosa* L. (*B. leucantha* Willd.).
Usually occurring with *U. bidenticola* on *B. pilosa*. Apparently not common in Porto Rico:—Martinique, Jamaica, South America.
- Uromyces Borreriae** P. Henn.
See *Uredo Borreriae* (P. Henn.) Kern & Whetzel.
7. **Uromyces caryophyllinus** (Schrank) Wint. in *Rab. Krypt.-Fl.* **1**¹: 149. 1881.
Lycoperdon caryophyllum Schrank, *Baier. Fl.* **2**: 668. 1789.
Nigredo caryophyllina Arth. *N. Am. Fl.* **7**: 246. 1912.

On *Dianthus* sp.

A single report from San Juan by Stevenson:—chiefly in greenhouses throughout temperate portions of North America; also in Europe and Japan.

8. **Uromyces Celosiae** Diet. & Holw.; Holw. Bot. Gaz. **31**: 326. 1901.

Nigredo (?) *Celosiae* Arth. N. Am. Fl. **7**: 246. 1912.

On *Iresine Celosia* L.

A single collection of this by Seaver and Chardon at Lapica is known from Porto Rico;—Mexico, Guatemala.

9. **Uromyces Cestri** Lév. Ann. Sci. Nat. III. **8**: 371. 1847.

Accidium Cestri Mont. Ann. Sci. Nat. II. **3**: 356. 1835.

Uromycopsis Cestri Arth. Résult. Sci. Congr. Bot. Vienne 345. 1906.

Pucciniola Cestri Arth. N. Am. Fl. **7**: 452. 1921.

On *Cestrum laurifolium* L'Her.

Cestrum macrophyllum Vent.

Aecia common in Porto Rico; also reported from St. Jan; and Tortola. Telia when present occurring with aecia:—Jamaica, South America.

10. **Uromyces Cologaniae** Arth. Bot. Gaz. **39**: 387. 1905.

Nigredo Cologaniae Arth. N. Am. Fl. **7**: 256. 1912.

On *Teramnus uncinatus* (L.) Sw.

But two collections known from Porto Rico, one by Holway in 1911 near Cayey and one from Lapica by Seaver and Chardon in 1923:—Mexico.

11. **Uromyces columbianus** Mayor, Mem. Soc. Neuch. Sci. Nat. **5**: 467. 1913.

Nigredo columbiana Arth. Mycologia **7**: 194. 1915.

On *Melanthera canescens* (Kuntze) O. E. Schultz.

Melanthera nivea (L.) Small.

Common in Porto Rico; also found in Vieques on *M. nivea*:—Trinidad, South America, Central America.

12. **Uromyces Commelinae** (Speg.) Cooke, Trans. Roy. Soc. Edinb. **31**: 342. 1888.

Uredo Commelinae Speg. Anal. Soc. Ci. Argent. **9**: 172. 1880.

Nigredo Commelinae Arth. N. Am. Fl. **7**: 237. 1912.

On *Commelina elegans* H.B.K. Records on *C. virginica* from Porto Rico, error for *C. elegans*.

A single collection by Stevens and two by Chardon known from Porto Rico. Occurs in St. Croix and St. Thomas:—Florida and Texas, South America, Africa, Japan.

Uromyces densus Arth.

See *Uromyces Bidentis* Lagerh.

13. **Uromyces Dolicholi** Arth. Bull. Torrey Club **33**: 27. 1906.

Nigredo Dolicholi Arth. N. Am. Fl. **7**: 255. 1912.

On *Cajan Cajan* (L.) Millsp. (*Cajanus indicus* Spreng.).

Dolicholus minimus (L.) Medic. Due to printer's error this appears as *D. eninimus* in a number of publications.

Dolicholus reticulatus (Sw.) Millsp.

Very common in Porto Rico especially on *Cajan Cajan*. Also occurs in St. Thomas and Vieques:—Texas, Cuba, possibly also in South America.

14. **Uromyces dolichosporus** Diet. & Holw.; Holw. Bot. Gaz. **31**: 327. 1901.
Uromyces Tournefortiae P. Henn. Hedwigia **47**: 267. 1908.
Klebahnia dolichospora Arth. N. Am. Fl. **7**: 480. 1921.
 On *Tournefortia microphylla* Bertero.
Tournefortia scabra Lam.
 Autoecious with pycnia, uredinoid aecia and telia; distorts and etiolates young and growing organs of the host.
 Collected in Porto Rico by Whetzel & Olive No. 312. Referred by error to *Aecidium Tournefortiae* P. Henn. in Mycologia **9**: 88:—Mexico, Cuba, South America.
15. **Uromyces Eragrostidis** Tracy, Jour. Myc. **7**: 281. 1893.
Nigredo Eragrostidis Arth. Résult. Sci. Congr. Bot. Vienne 343. 1906.
 On *Eragrostis ciliaris* (L.) Link.
Eragrostis tephrosanthos Schult.
 Rare. Porto Rico and Vieques:—southern United States, Mexico.
16. **Uromyces gemmatus** Berk. & Curt.; Berk. Jour. Linn. Soc. **10**: 357. 1869.
Klebahnia gemmata Arth. N. Am. Fl. **7**: 479. 1921.
 On *Jacquemontia nodiflora* (Desv.) G. Don.
 Known only from the West Indies. Not uncommon in Porto Rico, St. Croix and St. Thomas:—Jamaica, Cuba.
17. **Uromyces Hedysari-paniculati** (Schw.) Farl.; Ellis, N. Am. Fungi **246**. 1879.
Puccinia Hedysari-paniculati Schw. Nat. Ges. Leipzig **1**: 74. 1822.
Uredo Desmodii-tortuosi P. Henn. Hedwigia **35**: 252. 1896.
Nigredo Hedysari-paniculati Arth. Résult. Sci. Congr. Bot. Vienne 343. 1906.
 On *Meibomia axillaris* (Sw.) Kuntze.
Meibomia purpurea (Mill.) Vail (*Desmodium tortuosum* DC., *Meibomia tortuosa* Kuntze).
Meibomia scorpiurus (Sw.) Kuntze (*Desmodium scorpiurus* Desv.).
Meibomia umbrosa Britton.
 Apparently not common in Porto Rico:—eastern United States, Cuba, Mexico, South America.
18. **Uromyces Hellerianus** Arth. Bull. Torrey Club **31**: 2. 1904.
Nigredo Helleriana Arth. N. Am. Fl. **7**: 267. 1912.
 On *Cayaponia americana* (Lam.) Cogn.
Cayaponia racemosa (Sw.) Cogn.
Fevillea cordifolia L.
Melothria guadalupensis (Spreng.) Cogn.
 Very common in Porto Rico:—Cuba, Central America.
19. **Uromyces Howei** Peck, Ann. Rep. N. Y. State Mus. **30**: 75. 1879.
Nigredo (?) *Howei* Arth. N. Am. Fl. **7**: 264. 1912.
 On *Asclepias curassavica* L.
Ibatia maritima (Jacq.) Dcne. (*Ibatia muricata* Griseb.).
 Very common in Porto Rico on the first host only. Known from St. Croix on *Ibatia maritima*:—southern Canada and northern United States, locally in Florida, Texas; common throughout Cuba, Mexico, Central America, and South America.
20. **Uromyces ignobilis** (Syd.) Arth. Mycologia **7**: 181. 1915.
Uredo ignobilis Syd. Ann. Myc. **4**: 444. 1906.

- Uromyces major* Arth. Bull. Torrey Club 38: 377. 1911.
Nigredo major Arth. N. Am. Fl. 7: 225. 1912.
 On *Sporobolus indicus* (L.) R. Br.
Sporobolus virginicus (L.) Kunth.
 Common in Porto Rico:—Mexico, India.
21. **Uromyces jamaicensis** Vesterg. Ark. Bot. Stockh. 4¹⁵: 33. 1905.
Teleutospora jamaicensis Arth. & Bisby, N. Am. Fl. 7: 516. 1922.
 On *Bauhinia Pauletia* Pers.
 But two stations known for this rust in Porto Rico, Mayaguez and San German:—Mexico, Jamaica.
22. **Uromyces Janiphae** (Wint.) Arth. Mycologia 7: 190. 1915.
Uredo Janiphae Wint. Grevillea 15: 86. 1887.
 On *Manihot Manihot* (L.) Cockerell (*Jatropha Manihot* L.).
 Apparently rare in Porto Rico as but few collections are recorded:—distributed throughout tropical America; possibly occurs in the Old World.
23. **Uromyces leptodermus** Syd.; Syd. & Butler, Ann. Myc. 4: 430. 1906.
Nigredo leptoderma Arth. N. Am. Fl. 7: 224. 1912.
 On *Lasiacis divaricata* (L.) Hitchc.
Lasiacis ligulata Hitchc. & Chase.
Lasiacis Sloanei (Griseb.) Hitchc.
Lasiacis sorghoidea (Desv.) H. & C. (*L. Swartziana* Hitchc.).
Panicum barbinode Trin. (*P. molle* Auct. not Swartz).
Panicum parvifolium Lam.
 Field observations by Whetzel, Kern and Toro indicate that this is connected with *Aecidium abscedens* Arth. on *Randia aculeata* L.
 Very common in Porto Rico, Mona and St. Croix:—Cuba, Jamaica, India.
24. **Uromyces Neurocarpi** Dietel, Hedwigia 34: 292. 1895.
Nigredo Neurocarpi Arth. N. Am. Fl. 7: 258. 1912.
 On *Martiusia laurifolia* (Poir.) Britton (*Clitoria cajanifolia* Benth.).
Martiusia rubiginosa (Juss.) Britton (*Clitoria rubiginosa* Juss.).
 Common in Porto Rico especially on *M. rubiginosa*:—Jamaica, Cuba, Mexico, South America.
- Uromyces Pavoniae** Arth.
 See *Puccinia heterospora* Berk. & Curt.
25. **Uromyces pianhyensis** P. Henn. Hedwigia 47: 266. 1908.
 On *Wedelia reticulata* DC.
 Known in the West Indies only from Porto Rico. Probably common here but rarely collected because of its inconspicuous character:—South America.
26. **Uromyces proëminens** (DC.) Pass. Rab. Fungi Eur. 1795. 1873.
Nigredo proëminens Arth. N. Am. Fl. 7: 259. 1912.
 On *Chamaesyce hirta* (L.) Millsp. (*Euphorbia hirta* L., *E. pilulifera* L.).
Chamaesyce hypericifolia (L.) Millsp.
Chamaesyce hyssopifolia (L.) Small. (*Chamaesyce brasiliensis* Small, *Euphorbia brasiliensis* Lam.).
Chamaesyce nutans (Lag.) Small.

- Chamaesyce prostrata* (Ait.) Small.
Chamaesyce serpens (H.B.K.) Small.
Poinsettia cyathophora (Murr.) Kl. & Garcke.
Poinsettia heterophylla (L.) Kl. & Garcke.

A very common rust on numerous hosts in Porto Rico: also recorded from Vieques and St. Croix:—United States, Bermuda, Mexico, Central America, Jamaica, Bahamas, Cuba, South America, Europe, Asia, and Africa.

27. **Uromyces Rhyncosporae** Ellis, Jour. Myc. 7: 274. 1893.

Nigredo Rhyncosporae Arth. Résult. Sci. Congr. Bot. Vienne 344. 1906.

On *Rhyncospora corymbosa* (L.) Britton. The record for the rust on this host is given under the synonym *R. aurea* Vahl (Mycologia 7: 182) but it should be referred, according to Arthur (mss. correction), to *Puccinia angustatoides*.

- Rhyncospora distans* (Michx.) Vahl.
Rhyncospora micrantha Vahl.
Rhyncospora setacea (Berg.) Boeckl.

Common in Porto Rico:—southeastern Canada, Eastern United States, Bermuda.

28. **Uromyces Sabineae** Arth. Mycologia 9: 69. 1917.

On *Sabinca punicea* Urban.

Known apparently only from the type locality, Maricao, Porto Rico. The host is endemic.

29. **Uromyces Salmeae** Arth. & Holw. Am. Jour. Bot. 5: 445. 1918.

On *Salmea scandens* (L.) DC.

Two collections by Seaver and Chardon near Vega Alta and Toa Alta, Porto Rico, in 1923; these localities are the only stations known for this rust outside the type locality in Guatemala (Mycologia 16: 48).

30. **Uromyces Scleriae** P. Henn. Hedwigia Beibl. 38: 67. 1899.

Nigredo Scleriae Arth. Résult. Sci. Congr. Bot. Vienne 344. 1906.

On *Scleria canescens* Boeckl.
Scleria pterota Presl.

This rust sometimes occurs intermixed on the same plants with *Puccinia Scleriae*. Common on the last named host throughout Porto Rico:—Cuba, South America.

8. **PUCCINIA** Link, in Willd. Sp. Pl. 6²: 67. 1825.

Teliospores free, pedicelled, two-celled, the wall colored; uredinia when present erumpent, without peridium; urediniospores borne singly on pedicels, the wall echinulate or verrucose, the pores one to several, variously arranged; aecia of the uredinoid type present in some species; heteroecious or autoecious.

1. **Puccinia aequinoctialis** Holway, Ann. Myc. 3: 22. 1905.

On *Cydista aequinoctialis* (L.) Miers. (*Bignonia aequinoctialis* L.).

Referred by Arthur to *Puccinia cuticulosa* (Ellis & Ev.) Arth. in error (Mycologia 9: 83. 1917).

The only record for this rust in Porto Rico is the collection by Whetzel & Olive No. 372, near Martin Peña:—Trinidad, Cuba, South America.

2. **Puccinia angustatoides** Stone, Bull. Torrey Club **36**: 549. 1909.
Dicaeoma angustatoides Arth. N. Am. Fl. **7**: 351. 1920.
 On *Rynchospora corymbosa* (L.) Britton (*Rynchospora aurea* Vahl).
Rynchospora cyperoides (Sw.) Mart.
 Common in Porto Rico;—southern United States, Bahamas, Trinidad.
3. **Puccinia Arechavelatae** Speg. Anal. Soc. Ci. Argent. **12**: 67. 1881.
Micropuccinia Arechavelatae Arth. & Jackson, N. Am. Fl. **7**: 541. 1922.
 On *Cardiospermum Halicacabum* L.
Cardiospermum microspermum. An error in spelling for *C. microcarpum* in
 Mycologia **7**: 236. 1915.
Cardiospermum microcarpum H.B.K.
 Not commonly collected in Porto Rico;—southern United States, Mexico,
 Central America, Cuba, St. Vincent, Trinidad, Jamaica, Antigua, Bahamas,
 South America.
4. **Puccinia Arthurella** Trotter in Sacc. Syll. Fung. **23**: 694. 1925.
Uredo proximella Arth. Mycologia **7**: 324. 1915.
Puccinia proximella Arth. Bull. Torrey Club **47**: 471. 1920. Not *P. proxi-*
mella Syd, Ann. Myc. **10**: 215. 1912.
Dicaeoma proximella Arth. N. Am. Fl. **7**: 439. 1921.
 On *Brachyramphus intybaceus* (Jacq.) DC. (*Lactuca intybacea* Jacq.).
 Very rare in Porto Rico. Collected by Whetzel, Kern and Toro in
 Vieques;—Cuba and Santo Domingo.
5. **Puccinia Arthuriana** H. S. Jackson, Bot. Gaz. **65**: 295. 1918.
Argomyces Vernoniae Arth. N. Am. Fl. **7**: 218. 1912.
Bullaria Arthuriana Arth. & Mains, N. Am. Fl. **7**: 496. 1922.
 On *Vernonia albicaulis* Pers.
Vernonia boricuensis Urban.
Vernonia sericea L. C. Rich. (*V. phyllostachya* Gleason).
 This species may be identical with *P. insulana* which see.
 Common in Porto Rico. Reported also from St. Croix;—Costa Rica, Ba-
 hamas, Central America.
- Puccinia Blechi** Lagerh.
 See *Puccinia Ruelliae* (Berk. & Br.) Lagerh.
6. **Puccinia Cameliae** (Mayor) Arth. Mycologia **7**: 227. 1915.
Uredo Cameliae Mayor, Mem. Soc. Neuch. Sci. **5**: 578. 1913.
Dicaeoma Cameliae Arth. & Fromme, N. Am. Fl. **7**: 293. 1920.
 On *Chaetochloa setosa* (Sw.) Scribn. (*Panicum setosum* Sw.).
 Not known from Porto Rico. Collected by Stevens on Mona Island 1913;—
 Texas, Jamaica, South America.
7. **Puccinia canaliculata** (Schw.) Lagerh. Tromsø Mus. Aarsb. **17**: 51. 1894.
Sphaeria canaliculata Schw. Trans. Am. Phil. Soc. II. **4**: 209. 1832.
Dicaeoma canaliculatum Kuntze, Rev. Gen. **3**: 466. 1898.
 On *Cyperus articulatus* L. Reported by Stevenson, Jour. Dept. Agr. Porto
 Rico, **2**: 167.
Cyperus ferax L. C. Rich.
Cyperus giganteus Vahl.

Cyperus reticulatus L. An error in determination as this species is not recorded for Porto Rico.

Other hosts reported as bearing this species in Porto Rico are now to be found under *P. Cyperi* and *P. Cyperi-tagetiformis*.

Common in Porto Rico:—southeastern Canada, eastern United States, Mexico, Central America, Jamaica, Cuba.

8. **Puccinia Cannae** (Wint.) P. Henn. Hedwigia **41**: 105. 1902.

Uredo Cannae Wint. Hedwigia **23**: 172. 1884.

Puccinia Thaliae Diet. Hedwigia **38**: 250. 1899.

Dicacoma (?) *Cannae* Arth. N. Am. Fl. **7**: 380. 1920.

On *Calathea lutea* (Aubl.) G. F. W. Meyer.

Canna coccinea Mill.

Canna glauca L.

Canna sp. (Cult.)

Thalia geniculata L.

Very common on species of *Canna* throughout Porto Rico:—Central America, Cuba, Trinidad, Jamaica, Santo Domingo.

9. **Puccinia Cenchrì** Diet. & Holw.; Holway, Bot. Gaz. **24**: 28. 1897.

Dicacoma Cenchrì Arth. Résult. Sci. Congr. Bot. Vienne 344. 1906.

On *Cenchrus carolinianus* Walt. Citation of *C. pauciflorus* Benth. (N. Am. Fl. **7**: 294) apparently an error; does not occur in Porto Rico.

Cenchrus echinatus L.

Cenchrus viridis Spreng.

Very common in Porto Rico on *C. echinatus*; also found in Mona, Vieques and St. Croix:—southern United States, Central America, Bahamas, Cuba, Jamaica.

10. **Puccinia Chaetochloae** Arth. Bull. Torrey Club **34**: 585. 1907.

Uredo Chaetochloae Arth. Bull. Torrey Club **33**: 518. 1906.

Dicacoma Chaetochloae Arth. & Fromme, N. Am. Fl. **7**: 288. 1920.

On *Paspalum glabrum* Poir. (*P. Helleri* Nash).

Paspalum orbiculatum Poir.

Paspalum secans Hitchc. & Chase.

This rust on these hosts formerly referred to *P. substriata*. Rare in Porto Rico:—southern Florida, Cuba, and Jamaica.

11. **Puccinia Cladii** Ellis & Tracy; Ellis & Ev. Bull. Torrey Club **22**: 61. 1895.

Dicacoma Cladii Arth. Résult. Sci. Congr. Bot. Vienne 344. 1906.

On *Mariscus jamaicensis* (Crantz) Britton (*Cladium effusum* Torr.).

Known in Porto Rico from a single station Martin Peña:—southeastern United States, Bermuda.

12. **Puccinia conrescens** Ellis & Ev.; Arth. Mycologia **7**: 240. 1915.

Micropuccinia conrescens Arth. & Jackson; Arth. Bull. Torrey Club **48**: 40. 1921.

On *Asclepias curassavica* L.

Asclepias nivea L.

A short cycle rust common in Porto Rico: sometimes occurring intermixed with *U. Howei*:—Bermuda, Cuba, Bahamas, and South America.

13. **Puccinia Conoclinii** Szym.; Burrill, Bot. Gaz. **9**: 191. 1884.

Puccinia rosca Arth. Bot. Gaz. **40**: 206. 1905 (in part).

Bullaria (?) *Conoclinii* Arth. & Mains, N. Am. Fl. **7**: 500. 1922.

On *Ageratum conyzoides* L.

Critonia portoricensis (Urban) Britton (*Eupatorium portoricensis* Urban).

Osmia geraniifolia (Urban) Britton & Wilson (*Eupatorium geraniifolium* Urban).

Eupatorium polyodon Urban.

Apparently not common in Porto Rico:—United States, Mexico, Central America, Cuba, South America, Hawaii.

14. **Puccinia consobrina** Arth. & Holw.; Arth. Mycologia 10: 129. 1918.

Dicaeoma consobrinum Arth. N. Am. Fl. 7: 352. 1920.

On *Rynchospora corymbosa* (L.) Britton.

A single collection of this rust, by Seaver and Chardon, is known from Porto Rico:—Central America, Jamaica.

15. **Puccinia Cordiae** (P. Henn.) Arth. Mycologia 8: 17. 1916.

Uredo Cordiae P. Henn. Hedwigia 43: 163. 1904.

Bullaria Cordiae Arth. & Mains, N. Am. Fl. 7: 492. 1922.

On *Cerdana alliodora* R. & P. (*Cordia alliodora* Cham., *Gerascanthus*).

Not uncommon in Porto Rico:—Guatemala.

16. **Puccinia crassipes** Berk. & Curt. Grevillea 3: 54. 1874.

Allodus crassipes Arth. Résult. Sci. Congr. Bot. Vienne 345. 1906.

On *Ipomoea triloba* L.

Rare in Porto Rico. Recorded also from Mona, St. Thomas, and St. Croix:—southern United States, Mexico, Central America, Cuba, South America.

Puccinia cuticulosa (Ellis & Ev.) Arth.

See *Puccinia aequinoctialis* Holw.

17. **Puccinia Cynodontis** Lacroix in Desmaz. Pl. Crypt. II. 655. 1859.

Dicaeoma Cynodontis Kuntze, Rev. Gen. 3³: 468. 1898.

On *Capriola Dactylon* (L.) Kuntze (*Cynodon Dactylon* Pers.).

Aecidium on *Plantago* spp. in Europe and Japan, not yet found in America. Apparently not common in Porto Rico:—southern United States, Central America, Europe, Asia, Africa, and Japan.

18. **Puccinia Cyperi** Arth. Bot. Gaz. 16: 226. 1891.

Dicaeoma Cyperi Kuntze, Rev. Gen. 3³: 466. 1898.

On *Cyperus cayennensis* (Lam.) Britton.

Kyllinga brevifolia Rottb.

Kyllinga pumila Michx.

Collections of this species in Porto Rico heretofore referred to *P. canaliculata*. Apparently common in Porto Rico:—eastern United States, Mexico, Central America.

19. **Puccinia Cyperi-tagetiformis** (P. Henn.) Kern, Mycologia 11: 138. 1919.

Uredo Cyperi-tagetiformis P. Henn. Bot. Jahrb. 34: 598. 1905.

Dicaeoma Cyperi-tagetiformis Arth. N. Am. Fl. 7: 346. 1920.

On *Cyperus brunneus* Sw.

Cyperus distans L. f.

Cyperus laevigatus L.

Cyperus odoratus L.

Cyperus radiatus Vahl.
Cyperus sphacelatus Rottb.
Cyperus surinamensis Rottb.

Collections of this species in Porto Rico heretofore referred to *P. canaliculata*. Common in Porto Rico; also found in Vieques:—Texas, Japan, India, and the Philippine Islands.

20. **Puccinia deformata** Berk. & Curt.; Berk. Jour. Linn. Soc. 10: 357. 1869.

Dicaeoma deformatum Kuntze, Rev. Gen. 3³: 468. 1898.

On *Olyra latifolia* L.

Recorded in two collections by Stevens and one by Heller from Porto Rico (Mycologia 7: 229):—Nicaragua, Cuba, Jamaica, Trinidad, South America.

21. **Puccinia Eleocharidis** Arth. Bull. Iowa Agr. Coll. Dept. Bot. 1884: 156. 1884.

Dicaeoma Eleocharidis Kuntze, Rev. Gen. 3³: 468. 1898.

On *Eleocharis capitata* (L.) R. Br. Error for *E. caribaea*.

Eleocharis caribaea (Rottb.) Blake

Eleocharis cellulosa Torr. The rust on this host is *Puccinia liberta* Kern.

Eleocharis flaccida (Reichenb.) Urban. The rust on this host is *Puccinia liberta* Kern.

Eleocharis geniculata (L.) R. & S. The rust on this host is *Puccinia liberta* Kern.

Eleocharis interstincta (Vahl) R. & S. The rust on this host is *Uredo incomposita* Kern.

Eleocharis mutata (L.) R. & S. The rust on this host is *Puccinia liberta* Kern.

Accidium on *Eupatorium* spp. in the United States, not yet collected in Porto Rico. Uredo stage only.

Apparently rare in Porto Rico:—southern Canada, central and eastern United States, Cuba, Central America.

22. **Puccinia Emiliae** P. Henn. Hedwigia 37: 278. 1898.

Micropuccinia Emiliae Arth. & Jackson, N. Am. Fl. 7: 584. 1922.

On *Emilia sonchifolia* (L.) DC.

Neurolaena lobata (L.) R. Br.

Collections of this species heretofore have been referred to *Puccinia Syne-drellae*.

Common in Porto Rico especially on *E. sonchifolia*. Also found in St. Croix and Antigua:—central United States and Florida, Central America, Cuba, Grenada, Jamaica, Martinique, Barbados, Trinidad.

23. **Puccinia eslavensis** Diet. & Holw.; Holway, Bot. Gaz. 24: 29. 1897.

Dicaeoma eslavense Arth. Résult. Sci. Congr. Bot. Vienne 344. 1906.

On *Valota insularis* (L.) Chase.

This species has only recently been recognized from Porto Rico on this host. It appears to be largely confined to the mountain sections while *P. substriata* occurs on *Valota insularis* in the lowlands. Recorded also from St. Thomas:—southern United States, Central America.

Puccinia Euphorbiae P. Henn.

This species does not occur in this region. Specimens previously recorded under this name are now to be referred to *Puccinia velata* (Ellis & Ev.) Arth.

24. **Puccinia fallaciosa** Arth. Mycologia 9: 84. 1917.

Uredo fallaciosa Arth. Mycologia 7: 323. 1915.

On *Palicourea crocea* (Sw.) R. & S.

Palicourea riparia Benth.

Psychotria patens Sw.

A very inconspicuous rust. Probably common. Known only from Porto Rico.

Puccinia farinacea Long.

Specimens previously recorded under this name in this region are now to be referred to *Puccinia impedita* Mains & Holway. *P. farinacea* does not occur in this flora.

25. **Puccinia Fimbristylidis** Arth. Bull. Torrey Club 33: 28. 1906.

Dicaeoma Fimbristylidis Arth. N. Am. Fl. 7: 350. 1920.

On *Fimbristylis diphylla* (Retz.) Vahl.

Fimbristylis miliacea (L.) Vahl. Reported by Stevenson; specimens not examined.

Collections on *Fimbristylis spadicea* and *F. ferruginea* heretofore referred to this species belong under *Uredo superior* Arth.

Common in Porto Rico:—Texas, Mexico, Martinique.

26. **Puccinia (?) fuirenicola** Arth. Bull. Torrey Club 46: 109. 1919. Not

P. Fuirenae Cooke, 1878.

Uredo Fuirenae P. Henn. Hedwigia Beibl. 38: 70. 1899.

Dicaeoma fuirenicola Arth. N. Am. Fl. 7: 349. 1920.

On *Fuirena umbellata* Rottb.

Common in Porto Rico:—Cuba, South America, and India.

27. **Puccinia Gouaniae** Holw. Ann. Myc. 3: 21. 1905.

Bullaria Gouaniae Arth. Mycologia 9: 80. 1917.

On *Gouania lupuloides* (L.) Urban.

Gouania polygama (Jacq.) Urban.

Not to be confused with *P. invaginata* Arth. & Johnson (*Uredo Gouaniae* Ellis & Kelsey) on the same hosts.

Very common in Porto Rico. Reported also from St. Croix:—Central America, Cuba, Santo Domingo, Trinidad.

28. **Puccinia Heliconiae** (Diet.) Arth. Bull. Torrey Club 45: 144. 1918.

Uredo Heliconiae Diet. Hedwigia 36: 35. 1897.

On *Bihai Bihai* (L.) Griggs (*Bihai borinquena* Griggs).

Common where the host occurs in Porto Rico:—Panama, Martinique, Trinidad, South America.

29. **Puccinia heterospora** Berk. & Curt.; Berk. Jour. Linn. Soc. 10: 356. 1869.

Uromyces Pavoniae Arth. Bull. Torrey Club 31: 1. 1904.

Micropuccinia heterospora Arth. & Jackson; Arth. Bull. Torrey Club 48: 41. 1921.

On *Abutilon hirtum* (Lam.) Sweet.

Abutilon indicum (L.) Sweet.

Abutilon umbellatum (L.) Sweet.

Malache scabra B. Vogel (*Pavonia racemosa* Sw., *P. spicata* Cav.).

Sida cordifolia L.

Sida glutinosa Comm.

Sida hederacfolia Cav. Probably *S. humilis*, Botany, Porto Rico and Virgin Islands 5: 553.

Sida humilis Cav.

Sida procumbens Sw.

Sida spinosa L.

Sida urens L.

Wissadula amplissima (L.) R. E. Fries.

Wissadula periplocifolia (L.) Presl.

Very common in Porto Rico; found also in Vieques, St. Thomas and St. Croix:—United States, Mexico, Central America, Cuba, Trinidad, Jamaica, Santo Domingo, South America, Asia, Africa, Hawaii, and the Philippines.

Puccinia Huberi P. Henn.

See *Puccinia levis* (Sacc. & Bizz.) Magn.

The rust on *Paspalum virgatum* heretofore generally referred to *P. Huberi* belongs under *P. substriata* Ellis and Barth. For reduction of *P. Huberi* to synonym of *P. levis*, see Arthur, Proc. Am. Phil. Soc. 64: 176. 1925.

30 Puccinia Hydrocotyles (Link) Cooke, Grevillea 9: 14. 1880.

Caeoma Hydrocotyles Link in Willd. Sp. Pl. 6²: 22. 1825.

Bullaria Hydrocotyles Arth. & Mains, N. Am. Fl. 7: 489. 1922.

On *Hydrocotyle umbellata* L. Recorded by Stevenson on *Hydrocotyle australis* Coult. & Rose. Specimens not seen. Apparently an error as this host is not recorded from Porto Rico by Britton and Wilson.

Common in Porto Rico wherever the host occurs:—Maryland, Texas, California, Mexico, Central America, Trinidad, Bermuda, Hawaii, New Zealand, South America, Europe.

31. Puccinia Hyptidis (Curt.) Tracy & Earle, Bull. Miss. Agr. Exp. Sta. 34: 86. 1895.

Uredo Hyptidis Curt. Am. Jour. Sci. II. 6: 353. 1848.

Dicaeoma Hyptidis Arth. N. Am. Fl. 7: 408. 1921.

On *Hyptis capitata* Jacq. (*Mesosphaerum capitatum* Kuntze).

Found everywhere in Porto Rico; also in Vieques and St. Thomas:—south-eastern United States, Cuba, Jamaica, Trinidad.

32. Puccinia impedita Mains & Holw.; Arth. Mycologia 10: 135. 1918.

Bullaria impedita Arth. & Mains, N. Am. Fl. 7: 493. 1922.

On *Salvia coccinea* Juss.

Salvia occidentalis Sw.

The specimens on *S. coccinea* have been generally referred erroneously to *Puccinia farinacea* Long; and those on *S. occidentalis* to *P. salviicola* Diet. & Holw. (see Mycologia 7: 249, 1915; 8: 24, 1916; 9: 83, 1917).

Very common on both these hosts in Porto Rico; also known from St. Thomas, St. Croix and Vieques:—Mexico, Jamaica, Cuba, Trinidad, Central America, South America.

33. Puccinia inclita Arth. Bull. Torrey Club 46: 115. 1919.

Dicaeoma inclitum Arth. & Fromme, N. Am. Fl. 7: 289. 1920.

On *Ichnanthus pallens* (Sw.) Munro.

Oplismenus hirtellus (L.) Beauv.

Specimens on *Ichnanthus pallens* in this region have been heretofore generally referred to *Puccinia substriata*; on *Oplismenus hirtellus* to *Uredo Olyrae* P. Henn. in error (Mycologia 8: 21. 1916).

Known only from Porto Rico.

34. **Puccinia inflata** Arth. Bull. Torrey Club **33**: 516. 1906.
Bullaria inflata Arth. & Mains, N. Am. Fl. **7**: 486. 1922.
 On *Stigmaphyllon lingulatum* (Poir.) Small.
 A very common and conspicuous rust in Porto Rico; also in Vieques and Mona:—Cuba.
35. **Puccinia insititia** Arth. Mycologia **7**: 248. 1915.
Dicaeoma insititium Arth. N. Am. Fl. **7**: 409. 1921.
 On *Hyptis lantanifolia* Poit. (*Mesosphaerum lantanifolium* Kuntze).
 Rare in Porto Rico:—Cuba, Brazil.
36. **Puccinia insulana** (Arth.) H. S. Jackson, Bot. Gaz. **65**: 296. 1918.
Argomyces insulanus Arth. Mycologia **7**: 179. 1915.
Bullaria insulana Arth. & Mains, N. Am. Fl. **7**: 496. 1922.
 On *Vernonia albicaulis* Pers. Seems doubtfully to belong here, but rather under *P. Arthuriana*. If so *P. insulana* would go into synonymy (according to Arthur, mss. correction).
 Apparently rare in Porto Rico; reported also from St. Croix and Antigua:—Guatemala, Jamaica.
37. **Puccinia invaginata** Arth. & Johnston, Mem. Torrey Club **17**: 146. 1918.
Uredo Gouaniae Ellis & Kelsey, Bull. Torrey Club **24**: 209. 1897.
Bullaria invaginata Arth. & Mains, N. Am. Fl. **7**: 488. 1922.
 On *Gouania lupuloides* (L.) Urban (*G. domingensis* L.).
Gouania polygama (Jacq.) Urban.
 Not to be confused with *P. Gouaniae* Holway on the same hosts. Not common in Porto Rico. Recorded from St. Thomas and St. Croix:—Guatemala, Cuba, Trinidad, Central America, South America.
38. **Puccinia Kaernbachii** (P. Henn.) Arth. Bull. Torrey Club **46**: 110. 1919.
Uredo Kaernbachii P. Henn. Bot. Jahrb. **18**: Beibl. 44: 23. 1894.
Uredo venustula Arth. Mycologia **8**: 21. 1916.
Puccinia venustula Arth. Mycologia **10**: 128. 1918.
Dicaeoma Kaernbachii Arth. & Fromme, N. Am. Fl. **7**: 283. 1920.
 On *Schizachyrium brevifolium* (Sw.) Nees, (*Andropogon brevifolius* Sw.).
 But two collections known from Porto Rico:—Florida, Mexico, Central America, New Britain Islands.
39. **Puccinia Lantanae** Farl. Proc. Am. Acad. **18**: 83. 1883.
Micropuccinia Lantanae Arth. & Jackson; Arth. Bull. Torrey Club **48**: 41. 1921.
 On *Lantana aculcata* L.
Lantana Camara L.
Lantana involucrata L. (*L. odorata* L.).
 Several records from Porto Rico; also in Vieques, St. Thomas and Mona:—Florida, Mexico, Central America, Cuba, Jamaica, Haiti, Bermuda, Trinidad.
40. **Puccinia laterita** Berk. & Curt. Jour. Phila. Acad. Sci. **2**: 281. 1853.
Micropuccinia lateritia Arth. & Jackson; Arth. Bull. Torrey Club **48**: 41. 1921.
 On *Borreria laevis* (Lam.) Griseb.
Borreria verticillata (L.) G. F. W. Meyer.
Diodia littoralis Sw. Error for *Ernodea littoralis* Sw.
Diodia maritima Thonn.

Diodia rigida C. & S.
Ernodea littoralis Sw.
Mitracarpus portoricensis Urban.
Spermacoce riparia C. & S.
Spermacoce tenuior L.

Very common in Porto Rico. Recorded also from St. Croix, Vieques, and Mona:—southern United States, Mexico, Central America, Jamaica, Cuba, Haiti, Bahamas, South America.

41. **Puccinia Leonotidis** (P. Henn.) Arth. Mycologia 7: 245. 1915.

Uredo Leonotidis P. Henn. in Engler, Pfl. Ost.-Afr. C: 52. 1895.
Dicaeoma Leonotidis Arth. N. Am. Fl. 7: 407. 1921.

On *Leonotis nepetaefolia* (L.) R. Br.

Very common in Porto Rico; found also in Vieques, St. Thomas and St. Croix:—Cuba, Bahamas, Jamaica, Trinidad, Santo Domingo, South America, Africa.

42. **Puccinia levis** (Sacc. & Bizz.) Magn. Ber. Deuts. Bot. Ges. 9: 190. 1891.
 See note under *P. Huberi*.

Diorchidium leve Sacc. & Bizz.; Sacc. Michelia 2: 648. 1882.
Puccinia Huberi P. Henn. Hedwigia Beibl. 39: 76. 1900.
Puccinia Puttemansii P. Henn. Hedwigia 41: 105. 1902.
Dicaeoma leve Arth. & Fromme, N. Am. Fl. 7: 286. 1920.

On *Panicum adspersum* Trin.
Panicum fasciculatum Sw.
Panicum maximum Jacq.
Panicum trichoides Sw.
Panicum utovanaeum Scribn.
Paspalum fimbriatum H.B.K.
Paspalum millegrana Schrad.
Paspalum plicatulum Michx.
Rytilix granularis (L.) Skeels.

Not uncommon in Porto Rico, also recorded from Mona, St. Croix and Antigua:—southern United States, Mexico, Cuba, Central America, Guadeloupe, Martinique, northern South America.

43. **Puccinia liberta** Kern, Mycologia 11: 142. 1919.

Dicaeoma libertum Arth. N. Am. Fl. 7: 348. 1920.

On *Eleocharis cellulosa* Torr. Previously recorded under *Puccinia Eleocharidis*.

Eleocharis flaccida (Reichenb.) Urban.

Eleocharis geniculata (L.) R. & S. Previously recorded under *Puccinia Eleocharidis*.

Eleocharis mutata (L.) R. & S. Previously recorded under *Puccinia Eleocharidis*.

Common in Porto Rico:—southern California, Central America.

44. **Puccinia Lithospermi** Ellis & Kellerm. Jour. Myc. 1: 2. 1885.

Dicaeoma Lithospermi Kuntze, Rev. Gen. 3: 469. 1898.

On *Evolvulus nummularius* L.

Evidently rare in Porto Rico:—United States, Japan.

45. **Puccinia medellinensis** Mayor, Mem. Soc. Neuch. Sci. Nat. 5: 497. 1913.

Dicaeoma medellinense Arth. N. Am. Fl. 7: 408. 1921.

On *Hyptis pectinata* (L.) Poit. (*Mesosphaerum pectinatum* Poit.).

Hyptis suaveolens (L.) Poit. (*Mesosphaerum suaveolens* Kuntze).

Common in Porto Rico:—Central America, Cuba, Jamaica, South America.

46. **Puccinia Melampodii** Diet. & Holw.; Holw. Bot. Gaz. **24**: 32. 1897.
Puccinia Synedrella P. Henn. Hedwigia **37**: 277. 1898.
Micropuccinia Melampodii Arth. & Jackson, N. Am. Fl. **7**: 581. 1922.
 On *Eleutheranthera ruderalis* (Sw.) Sch.-Bip.
Emilia sonchifolia (L.) DC. The rust on this host is *Puccinia Emiliae*
 P. Henn.
Neurolaena lobata (L.) R. Br. The rust on this host is *Puccinia Emiliae*
 P. Henn.
Synedrella nodiflora (L.) Gaertn.
 Very common in Porto Rico. Also recorded from Tortola, St. Thomas, St. Croix and Vieques:—Texas, Mexico, Cuba, Jamaica, Santo Domingo, Martinique, Haiti, Barbados, Grenada.
47. **Puccinia obliqua** Berk. & Curt.; Berk. Jour. Linn. Soc. **10**: 356. 1869.
Micropuccinia obliqua Arth. & Jackson; Arth. Bull. Torrey Club **48**: 42. 1921.
 On *Metastelma lineare* Bello.
Metastelma parviflorum R. Br.
 Rather rare in Porto Rico. Reported from St. Croix and St. Thomas:—southern United States, Mexico, Central America, Isle of Pines, Cuba, Martinique, Bahamas, Trinidad, Jamaica, South America.
48. **Puccinia offuscata** Arth. Bull. Torrey Club **47**: 469. 1920. Not *P. Zorniae* McAlpine. 1906.
Uredo Zorniae Diet. Hedwigia **38**: 257. 1899.
Bullaria (?) *Zorniae* Arth. Bull. Torrey Club **49**: 190. 1922.
 On *Zornia diphylla* (L.) Pers.
 Rare in Porto Rico:—Florida, Cuba, South America.
49. **Puccinia opulenta** Speg. Anal. Soc. Ci. Argent. **9**: 170. 1880.
Allodus opulenta Orton, Mem. N. Y. Bot. Gard. **6**: 195. 1916.
 On *Exogonium arenarium* Choisy (*Ipomoea arenaria* Steud.).
 Known in St. Thomas from a single collection by J. N. Rose (Mycologia **16**: 11):—South America.
50. **Puccinia Ormosiae** Arth. Mycologia **9**: 78. 1917.
Dicaeoma Ormosiae Arth. N. Am. Fl. **7**: 391. 1920.
 On *Ormosia Krugii* Urban.
 Known only from Porto Rico in the collections of Whetzel and Olive.
51. **Puccinia pallescens** Arth. Bull. Torrey Club **46**: 111. 1919. Not *Puccinia pallida* Tracy, 1893.
Uredo pallida Diet. & Holw. Bot. Gaz. **24**: 37. 1897.
Dicaeoma pallescens Arth. & Fromme, N. Am. Fl. **7**: 278. 1920.
 On *Zea Mays* L.
 Probably common in Porto Rico (see Stevenson Jour. Dept. Agr. Porto Rico **2**: 181):—in Mexico and Central America on species of *Tripsacum* where teliospores have been found (see Bull. Torrey Club **46**: 111–112. 1919).
52. **Puccinia phakopsoroides** Arth. & Mains, Bull. Torrey Club **46**: 412. 1919.
Dicaeoma phakopsoroides Arth. & Fromme, N. Am. Fl. **7**: 295. 1920.
 On *Olyra latifolia* L.
 Known in Porto Rico by three collections by Stevens and one by Heller:—Cuba.

53. **Puccinia Plucheae** (Syd.) Arth. Bull. Torrey Club **49**: 194. 1922.
Uredo Plucheae Syd. Ann. Myc. **1**: 333. 1903.
Uredo biocellata Arth. Bull. Torrey Club **33**: 517. 1906.
 On *Pluchea odorata* (L.) Cass.
Pluchea purpurascens (Sw.) DC.
 Uncommon in Porto Rico; also reported by Stevens from Mona:—Florida, Guatemala, Santo Domingo, South America.

54. **Puccinia Polygoni-amphibii** Pers. Syn. Fung. 227. 1801.
Dicaeoma Polygoni-amphibii Arth. Proc. Ind. Acad. Sci. **1898**: 184. 1899.
 On *Persicaria portoricensis* (Bert.) Small (*Polygonum portoricense* Bert.).
Persicaria punctata (Ell.) Small (*Polygonum punctatum* Ell., *Polygonum acre* H.B.K.).
 The aecia which occur on *Geranium* spp., are not known from Porto Rico.
 Very common in Porto Rico along streams:—throughout North America; also in Cuba, South America, Central America, Europe, Africa, India, China and Japan.

Puccinia proximella Arth.

See *Puccinia Arthurella* Trotter.

55. **Puccinia Psidii** Wint. Hedwigia **23**: 171. 1884.
Bullaria (?) *Psidii* Arth. & Mains, N. Am. Fl. **7**: 488. 1922.
 On *Jambos Jambos* (L.) Millsp. (*Eugenia Jambos* L., *J. vulgaris* DC.).
Psidium Guajava L.
 Exceedingly common in Porto Rico on *J. Jambos*:—Cuba, South America.

56. **Puccinia purpurea** Cooke, Grevillea **5**: 15. 1876.
Dicaeoma purpureum Kuntze, Rev. Gen. **3**³: 470. 1898.
 On *Holcus Sorghum* L.
Holcus halepensis L.
 Rare in Porto Rico:—southern United States, Central America, Cuba, Trinidad, Jamaica, Bermuda, South America, Europe, Asia, Northern Africa, Hawaii.

Puccinia Raunkaerii Ferd. & Winge.

See *Puccinia Rivinae* (Berk. & Curt.) Speng.

57. **Puccinia Rivinae** (Berk. & Curt.) Speng. Anal. Mus. Nac. Buenos Aires **19**: 304. 1909.
Aecidium Rivinae Berk. & Curt.; Berk. Jour. Linn. Soc. **10**: 358. 1869.
Endophyllum Rivinae Arth. N. Am. Fl. **7**: 126. 1907.
Puccinia Raunkaerii Ferd. & Winge, Bot. Tidsskr. **29**: 8. 1908.
Dicaeoma Rivinae Arth. N. Am. Fl. **7**: 388. 1920.
 On *Rivina humilis* L.
Trichostigma octandrum (L.) H. Walt. (*Rivina octandra* L.).
 Aecia forming large galls on stems of both hosts, but especially on *T. octandrum*.
 Common on *T. octandrum* in Porto Rico. Recorded from St. Thomas:—Cuba, South America.

Puccinia rosea (Diet. & Holw.) Arth.

See *Puccinia Conoclinii* Seym.

58. **Puccinia Ruelliae** (Berk. & Br.) Lagerh. Tromsø Mus. Aarsb. 17: 71. 1895.
Uredo Ruelliae Berk. & Br. Jour. Linn. Soc. 14: 92. 1873.
Puccinia Blechi Lagerh.; Pat. & Lagerh. Bull. Soc. Myc. Fr. 11: 214. 1895.
Dicaeoma Ruelliae Kuntze, Rev. Gen. 3³: 470. 1898.
 On *Blechnum Blechnum* (L.) Millsp. (*Blechnum Brownei* Juss.).
Stethoma pectoralis (Jacq.) Raf. (*Dianthera pectoralis* Gmel.).
 Common in Porto Rico, St. Croix, St. Thomas and Vieques:—southeastern United States, Central America, Cuba, Martinique, Trinidad, Jamaica, Guatemala.
- Puccinia salviicola** Diet. & Holw.
 See *Puccinia impedita* Mains & Holw.
59. **Puccinia Scirpi** DC. Fl. Fr. 2: 223. 1805.
Dicaeoma Scirpi S. F. Gray, Nat. Arr. Brit. Pl. 1: 542. 1821.
 On *Scirpus validus* Vahl (*Scirpus lacustris* Bert. not L.).
 Aecia on *Nymphoides Grayanum* (Griseb.) Arth. (*Limnanthemum Grayanum* Griseb.) in Cuba (see N. Am. Fl. 7: 342), not known from Porto Rico.
 Known in Porto Rico from a single collection on *Scirpus* by Heller at Guánica 1902:—Cuba, Bermuda, Europe.
60. **Puccinia Scleriae** (Paz.) Arth. Mycologia 9: 75. 1917.
Rostrupia Scleriae Paz. Hedwigia 31: 96. 1892.
Aecidium passifloricola P. Henn. Hedwigia 43: 168. 1904.
Dicaeoma Scleriae Arth. N. Am. Fl. 7: 349. 1920.
 On *Passiflora rubra* L.
Scleria cubensis Boeckl.
Scleria pterota Presl.
 Aecia on *Passiflora rubra* L., recorded from Mayaguez during March and April. Uredinia and telia common on *Scleria* in Porto Rico. Recorded on *S. pterota* from St. Thomas:—Panama, South America, Trinidad.
61. **Puccinia sclericicola** Arth. Mycologia 7: 232. 1915.
Dicaeoma sclericicola Arth. N. Am. Fl. 7: 350. 1920.
 On *Scleria hirtella* Sw. The rust collections on this host from Porto Rico are doubtfully referred to this species (Mycologia 9: 97); may belong to *Puccinia Scleriae*.
Scleria sp.
 Apparently rare in Porto Rico:—southeastern United States, Cuba.
62. **Puccinia Smilacis** Schw. Schr. Nat. Ges. Leipzig 1: 72. 1822.
Dicaeoma Smilacis Kuntze, Rev. Gen. 3³: 470. 1898.
 On *Smilax dominicensis* Willd.
 Known from but two stations in Porto Rico:—eastern United States, Mexico, Cuba, Jamaica, Trinidad.
63. **Puccinia Sorghi** Schw. Trans. Am. Phil. Soc. II. 4: 295. 1832.
Aecidium oxalidis Thüm. Flora 59: 425. 1876.
 On *Zea Mays* L.
 A collection by Clinton, 1904, 130, and one by C. M. Tucker, 1923, 286, only, are known from Porto Rico. Common in United States and Canada. Known also from Mexico, Central America, Cuba, South America, Europe, and Africa.

64. **Puccinia Spegazzinii** De-Toni, in Sacc. Syll. Fung. 7: 704. 1888.
Puccinia Melothriae Stevens, Bot. Gaz. 43: 283. 1907.
Micropuccinia Spegazzinii Arth. & Jackson; Arth. Bull. Torrey Club 48: 41. 1921.
 On *Mikania congesta* DC. (*Mikania scandens* of authors, not Willd.).
 Rare in Porto Rico; known from a single collection at Mayaguez by Whetzel and Olive:—southern United States, Central America, South America, Cuba, Martinique, Trinidad.
65. **Puccinia striolata** Speg. Anal. Soc. Ci. Argent. 10: 8. 1880.
Uredo striolata Speg. Anal. Soc. Ci. Argent. 9: 173. 1880.
Puccinia macropoda (Speg.) Arth. Mem. Torrey Club 17: 142. 1918.
Dicaeoma striolatum Arth. N. Am. Fl. 7: 387. 1920.
 On *Iresine angustifolia* Euph. (*I. elatior* Rich.).
 Rare in Porto Rico. Reported from St. Thomas:—Cuba, Trinidad, South America.
66. **Puccinia substriata** Ellis & Barth. Erythea 5: 47. 1897.
Dicaeoma substriatum Arth. Résult. Sci. Congr. Bot. Vienne 344. 1906.
 On *Chaetochloa geniculata* (Lam.) Millsp. & Chase (*C. imberbis* Scribn.).
Eriochloa subglabra (Nash) Hitchc.
Ichnanthus pallens (Sw.) Munro (*Panicum pallens* Sw.). Previous records on this host are to be referred to *P. inclita* Arth.
Paspalum glabrum Poir. (*Paspalum Helleri* Nash). Previous records on this host now referred to *Puccinia Chaetochloae* Arth.
Paspalum orbiculatum Poit. Previous records on this host now referred to *Puccinia Chaetochloae* Arth.
Paspalum portoricense Nash. Reported by Stevenson, Jour. Dept. Agr. Porto Rico 2: 173.
Paspalum virgatum L. The rust on this host has usually heretofore been referred to *P. Huberi* under which see note.
Syntherisma digitata (Sw.) Hitchc. Previous records on this host to be referred to *P. tubulosa* (Pat. & Gaill.) Arth.
Valota insularis (L.) Chase. Previous records on this host to be referred to *P. tubulosa* (Pat. & Gaill.) Arth.
 Inconspicuous; probably common in Porto Rico; also in Vieques:—southeastern United States, Central America, Cuba, Jamaica, Trinidad.
- Puccinia Synedrellae** P. Henn.
 See *Puccinia Melampodii* Diet. & Holw.
67. **Puccinia tageticola** Diet. & Holw.; Holway, Bot. Gaz. 24: 26. 1897.
 On *Tagetes erecta* L.
Tagetes patula L. (*T. tenuifolia* H.B.K.).
 Occasionally in Gardens in Porto Rico:—Mexico, Central America, South America.
68. **Puccinia tubulosa** (Pat. & Gaill.) Arth. Am. Jour. Bot. 5: 464. 1918.
Accidium tubulosum Pat. & Gaill. Bull. Soc. Myc. Fr. 4: 97. 1888.
Uredo paspaticola P. Henn. Hedwigia 44: 57. 1905.
Uredo Stevensiana Arth. Mycologia 7: 326. 1915.
Dicaeoma tubulosum Arth. & Fromme, N. Am. Fl. 7: 288. 1920.
 On *Azonopus compressus* (Sw.) Beauv.
Paspalum conjugatum Berg.
Paspalum paniculatum L. (See under *Puccinia substriata*).

Paspalum plicatulum Michx.

Solanum torvum Sw.

Syntherisma digitata (Sw.) Hitchc. (See under *Puccinia substriata*.)

Valota insularis (L.) Chase. (See under *Puccinia substriata*.)

Aecidia are exceedingly common on *S. torvum* throughout Porto Rico as are also the forms on the grass hosts. Also in Vieques:—Texas, Central America, Cuba, South America, and Asia.

69. **Puccinia Urbaniana** P. Henn. Hedwigia 37: 278. 1898.

Micropuccinia Urbaniana Arth. & Jackson, N. Am. Fl. 7: 558. 1922.

On *Valerianoides cayennense* (L. C. Rich.) Kuntze Reported by Stevenson, Jour. Dept. Agr. Porto Rico, 2: 174.

Valerianoides jamaicense (L.) Kuntze (*Stachytarpheta jamaicensis* Vahl).

Valerianoides strigosum (Vahl) Britton (*Stachytarpheta strigosa* Vahl).

One of the most common short cycle rusts in Porto Rico; also in Vieques, Mona, St. Thomas, and St. Croix:—Florida, Central America, Jamaica, Bahamas, Cuba, South America.

70. **Puccinia velata** (Ellis & Ev.) Arth. Am. Jour. Bot. 5: 472. 1918.

Uredo velata Ellis & Ev. Bull. Torrey Club 22: 435. 1895.

Puccinia Euphorbiae minor Holway, Bot. Gaz. 24: 31. 1897.

Bullaria velata Arth. & Mains, N. Am. Fl. 7: 487. 1922.

On *Aklema petiolare* (Sims) Millsp. (*Euphorbia petiolaris* Sims).

Formerly referred to *Puccinia Euphorbiae* P. Henn. in error. Known in this flora only from Mona and St. Thomas:—Mexico, Hawaii, Guatamala.

71. **Puccinia Xanthii** Schw. Schr. Nat. Ges. Leipzig 1: 73. 1822.

Micropuccinia Xanthii Arth. & Jackson; Arth. Bull. Torrey Club 48: 42. 1921.

On *Xanthium chinense* Mill. (*Xanthium longirostre* Wallr.).

A single collection recorded by Stevenson from Porto Rico near Santurce:—United States, Mexico, Cuba, Santo Domingo, Hawaii.

Puccinia Zorniae Arth. see *Puccinia offuscata* Arth.

9. **AECIDIUM** (Form Genus).

Soil erumpent; the spore mass usually surrounded by a peridium which may be cupulate, firm or evanescent; the spores catenulate, one-celled, the wall usually colorless, the pores rarely visible. Here are included unattached aecial stages or unrecognized species of *Endophyllum*.

1. **Aecidium abscedens** Arth. Mycologia 7: 315. 1915.

On *Randia mitis* L. (*Randia aculeata* L.).

Field observations indicate that this may be the aecial stage of *Uromyces leptodermus* Syd. (Mycologia 18: 43. 1926).

Very common throughout Porto Rico:—Mexico, Central America.

2. **Aecidium Borreriae** Pat.; Duss. Enum. Champ. Guad. 7. 1903.

On *Hemidiodia ocimifolia* (Willd.) K. Schum. (*Spermacoce ocimifolia* Willd.). Systemic, often badly parasitized.

Not uncommon in Porto Rico:—Guadeloupe, South America.

Aecidium circumscriptum Schw.

See *Endophyllum circumscriptum* (Schw.) Whetzel & Olive.

Aecidium decoloratum Schw.

See *Endophyllum decoloratum* (Schw.) Whetzel & Olive.

Aecidium expansum Arth. not Diet.

See *Endophylloides portoricensis* Whetzel & Olive.

3. **Aecidium favaceum** Arth. *Mycologia* 7: 254. 1915.

On *Margaritaria nobilis* L.f. (*Phyllanthus nobilis* (L. f.) Müll.-Arg.).
Several collections from Porto Rico; not known elsewhere.

Aecidium passifloriicola P. Henn.

See *Puccinia Scleriae* (Paz.) Arth.

Aecidium Stachytarphetae P. Henn.

See *Endophyllum Stachytarphetae* (P. Henn.) Whetzel & Olive.

4. **Aecidium Tournefortiae** P. Henn. *Hedwigia* 34: 338. 1895.

On *Tournefortia bicolor* Sw.

Tournefortia hirsutissima L.

Tournefortia microphylla Bert. The rust reported on this host (*Mycologia*

9: 88) as *Aecidium Tournefortiae* is *Uromyces dolichosporus* Diet. & Holw.

Rather rare in Porto Rico:—Cuba, Panama and South America.

Aecidium tubulosum Pat. & Gaill.

See *Puccinia tubulosa* (Pat. & Gaill.) Arth.

Aecidium Wedeliae Earle.

See *Endophyllum decoloratum* (Schw.) Whetzel & Olive.

10. **URED**O (Form Genus).

Uredinia erumpent, sometimes surrounded by peridium or paraphyses; the spores pedicellate, one-celled, the wall colored or colorless, echinulate or verrucose, the pores usually evident, variously disposed.

Uredo Aeschynomenis Arth.

See *Phakopsora Aeschynomenis* Arth.

1. **Uredo Anthurii** (Hariot) Sacc. *Syll. Fung.* 11: 229. 1895.

Caecoma Anthurii Hariot, *Jour. de Bot.* 6: 458. 1892.

On *Anthurium scandens* (Aubl.) Engler.

A single collection from Porto Rico by Stevens. Otherwise only from a greenhouse in France.

Uredo Arachidis Lagerh.

See *Uromyces Arachidis* (Speg.) P. Henn.

2. **Uredo Artocarpi** Berk. & Br., *Jour. Linn. Soc.* 14: 93. 1873.

Physopella (?) *Artocarpi* Arth. *N. Am. Fl.* 7: 103. 1907.

On *Artocarpus communis* Forst.

Apparently rather rare in Porto Rico:—Cuba, India.

Uredo biocellata Arth.

See *Puccinia Plucheae* Syd.

3. **Uredo Bixae** Arth. Mycologia 7: 327. 1915.

On *Bixa Orellana* L.

Known only from Porto Rico.

4. **Uredo Borreriae** (P. Henn.) Kern & Whetzel, Mycologia 18: 42. 1926.

Uromyces Borreriae P. Henn. Hedwigia 35: 227. 1896.

On *Borreria verticillata* (L.) G. F. W. Meyer.

But two collections of this rust are known from Porto Rico, both by Seaver and Chardon from near Rio Piedras. The sori occur intermixed with those of *Puccinia lateritia* Berk. & Curt.—South America.

5. **Uredo Buchenaviae** Kern & Whetzel, Mycologia 18: 41. 1926.

On *Buchenavia capitata* (Vahl) Eichl.

Known only from the type locality near Guaynabo, Porto Rico.

Uredo Cabreriana Kern & Kellerm.

See *Dicheirinia binata* (Berk.) Arth.

Uredo Cameliae Mayor.

See *Puccinia Cameliae* (Mayor) Arth.

Uredo capituliformis P. Henn.

See *Olivea capituliformis* (P. Henn.) Arth.

6. **Uredo Campeliae** Kern & Whetzel, Mycologia 18: 40. 1926.

On *Campelia Zanonia* (L.) H.B.K.

Known only from the type locality, near Villalba, Porto Rico.

7. **Uredo Clusiae** Arth. Mycologia 9: 91. 1917.

On *Clusia rosca* Jacq.

Known only from the type locality, Maricao, Porto Rico.

8. **Uredo Coccolobae** P. Henn. Hedwigia 35: 253. 1896.

On *Coccolobis uvifera* (L.) Jacq.

Not uncommon in Porto Rico and Vieques:—Cuba, South America.

Uredo Commelyneae Kalchbr.

See *Phakopsora tecta* Jackson & Holw.

Uredo concors Arth.

See *Phakopsora Vignae* (Bres.) Arth.

9. **Uredo Cupheae** P. Henn. Hedwigia 34: 99. 1895.

On *Parsonsia Parsonsia* (L.) Britton (*Cuphea Parsonsia* R. Br.).

Several collections from Porto Rico:—Cuba and South America.

10. **Uredo Dichromenae** Arth. Bull. Torrey Club **33**: 31. 1906.

Dicaeoma (?) *Dichromenae* Arth., N. Am. Fl. **7**: 351. 1920.

On *Dichromena ciliata* Vahl.

Dichromena radicans Cham. & Schl.

Rather common in Porto Rico:—Jamaica, South America.

11. **Uredo Dioscoreae** P. Henn. Hedwigia **35**: 255. 1896.

On *Dioscorea polygonoides* H. & B.

Rajania cordata L.

U. Dioscoreae is now considered a synonym of *Sphenospora pallida* (Wint.) Diet. The Porto Rican specimens may be erroneously referred here (see Mycologia **18**: 157–159, 1926).

Not uncommon in Porto Rico:—Cuba, South America, Asia.

12. **Uredo Erythroxylois** Graz. Bull. Soc. Myc. Fr. **7**: 152. 1891.

On *Erythroxyylon arcولاتum* L.

Erythroxyylon brevipes DC.

Rare, in Porto Rico, Mona, and St. Croix:—Cuba, South America.

Uredo fallaciosa Arth.

See *Puccinia fallaciosa* Arth.

- Uredo farinosa** P. Henn. Hedwigia **36**: 216. 1897.

On *Ocotea leucoxyylon* (Sw.) Mez.

Known in Porto Rico from a single locality in mountains above Yauco:—South America.

This fungus causes striking dusty brown deformations of the inflorescence of this tree host. It has been referred by Patouillard to the imperfect fungi under the name *Clinoconidium farinosum* (Bull. Soc. Myc. Fr. **14**: 156. See also Mycologia **18**: 43. 1926).

Uredo fenestrala Arth.

See *Phakopsora fenestrala* Arth.

Uredo Fuirenae P. Henn.

See *Puccinia fuirenicola* Arth.

Uredo globulosa Arth.

See *Uromyces affinis* Wint.

Uredo Gouaniae Ellis & Kelsey.

See *Puccinia invaginata* Arth. & Johnston.

13. **Uredo Guacae** Mayor, Mem. Soc. Neuch. Sci. Nat. **5**: 583. 1913.

On *Amphiglottis difformis* (Jacq.) Britton (*Epidendrum difforme* Jacq.).

Amphiglottis corymbosa (Lindl.) Britton (*Epidendrum corymbosum* Lindl.).

In herb. N. Y. Bot. Gard. 2305.

Spathiger rigidus (Jacq.) Small (*Epidendrum rigidum* Jacq.).

Rare in Porto Rico:—South America.

14. **Uredo guaynabensis** Kern & Whetzel, *Mycologia* **18**: 41. 1926.
 On *Jussiaea angustifolia* Lam.
 Known in Porto Rico only from the type locality, near Guaynabo:—Isle of Pines and Jamaica.

Uredo Gymnogrammes P. Henn.

See *Desmella superficialis* (Speg.) Syd.

15. **Uredo Gynandrearum** Corda, *Ic. Fung.* **3**: 3. 1839.
 On *Habenaria maculosa* Lindl.
Prescottia oligantha (Sw.) Lindl.
 Rare in Porto Rico:—Cuba, Jamaica, South America.

16. **Uredo Hameliae** Arth. *Mycologia* **8**: 23. 1916.
 On *Hamelia erecta* Jacq. (*H. patens* Jacq.).
 Rare in Porto Rico:—Costa Rica.

Uredo Heliconiae Diet.

See *Puccinia Heliconiae* (Diet.) Arth.

17. **Uredo Hymenaeae** Mayor, *Mem. Soc. Neuch. Sci. Nat.* **5**: 585. 1913.
 On *Hymenaea Courbaril* L.
 Several collections from Porto Rico:—Cuba and South America.


18. **Uredo ignava** Arth. *Bull. Torrey Club* **46**: 121. 1919.
Dicaeoma ignavum Arth. & Fromme, *N. Am. Fl.* **7**: 341. 1920.
Puccinia (?) *ignava* Arth. *Mycologia* **14**: 17. 1922.
 On *Bambos vulgaris* Schrad.
 Fairly common Porto Rico:—Cuba and Jamaica.

19. **Uredo incomposita** Kern, *Mycologia* **11**: 143. 1919.
Dicaeoma incompositum Arth. *N. Am. Fl.* **7**: 348. 1920.
 On *Eleocharis geniculata* (L.) R. Br. This report in *Mycologia* **11**: 143 is an error in host determination.
Eleocharis interstincta (Vahl) R. & S.
 Rather rare in Porto Rico:—Guatemala.

20. **Uredo jatrophicola** Arth. *Mycologia* **7**: 331. 1915.
 On *Adenoropium gossypifolium* (L.) Pohl. (*Jatropha gossypifolia* L.).
Curcas Curcas (L.) Britton & Millsp. (*Jatropha Curcas* L.).
 Common in Porto Rico, also in Vieques and St. Croix:—Cuba, Santo Domingo.

21. **Uredo laeticolor** Arth. *Bull. Torrey Club* **47**: 473. 1920.
Uredo Operculinae Arth. *Mycologia* **9**: 95. 1917. Not *U. Operculinae* Sydow. 1913.
 On *Ipomoea dissecta* (Jacq.) Pursh. (*Operculina dissecta* House).
 Rather rare in Porto Rico:—Cuba and Philippines.

22. **Uredo lutea** Arth. *Mycologia* 7: 321. 1915.
 On *Cassia quinqueangulata* L. C. Rich. Error for *Chamaefistula antillana* Britton & Rose).
Chamaefistula antillana Britton & Rose.
 Rare in Porto Rico; not known elsewhere.
23. **Uredo nigropuncta** P. Henn. *Hedwigia* 35: 254. 1896.
Uredo Cyrtopodii Syd. *Bull. Herb. Boiss.* II. 1: 77. 1901.
 On *Bletia patula* Hook.
 Rare in Porto Rico:—Cuba, Haiti, Bahamas, South America.
- Uredo notata** Arth.
 See *Crossospora notata* Arth.
- Uredo Olyrae** P. Henn.
 See *Puccinia inclita* Arth.
- Uredo paspalicola** P. Henn.
 See *Puccinia tubulosa* (Pat. & Gaill.) Arth.
 Specimens on *Bambos vulgaris* formerly called by this name now determined to be *Uredo ignava* Arth.
24. **Uredo Piperis** P. Henn. *Hedwigia Beibl.* 38: 70. 1899.
 On *Peperomia hernandifolia* (Vahl) A. Dietr.
 Rare in Porto Rico:—South America.
- Uredo Plucheae** Syd.
 See *Puccinia Plucheae* (Syd.) Arth.
- Uredo proximella** Arth.
 See *Puccinia Arthurella* Trotter & Sacc.
25. **Uredo pustulata** P. Henn. *Hedwigia Beibl.* 35: 129. 1899.
 On *Stenorrhynchus lanceolatus* (Aubl.) Griseb.
 Rare in Porto Rico:—South America.
26. **Uredo rubescens** Arth. *Mycologia* 7: 327. 1915.
 On *Dorstenia Contrajerva* L.
 Rare in Porto Rico:—Guatemala, Salvador, South America, Panama, Trinidad.
27. **Uredo Rousseliae** Kern & Whetzel, *Mycologia* 18: 40. 1926.
 On *Rousselia humilis* (Sw.) Urban.
 Known only from the type locality, near Villalba, Porto Rico.
28. **Uredo sabiceicola** Arth. *Mycologia* 7: 323. 1915.
 On *Sabicea aspera* Aubl. Error for *S. hirsuta*.
Sabicea hirsuta H.B.K.
 Rather rare in Porto Rico:—South America.



29. **Uredo Sauvagesiae** Arth. Mycologia 8: 23. 1916.

On *Sauvagesia erecta* L.

Rare in Porto Rico; not known elsewhere.

30. **Uredo Sparganophori** P. Henn. Hedwigia 43: 160. 1904.

On *Struchium sparganophorum* (L.) Kuntze (*Sparganophorus Vaillantii* Gaert.).

Rather rare in Porto Rico:—Cuba, Jamaica, South America.

Uredo Spondiadis Petch.

See *Cerotelium alienum* (Syd. & Butler) Arth.

Uredo Stevensiana Arth.

See *Puccinia tubulosa* (Pat. & Gaill.) Arth.

31. **Uredo superior** Arth. Bull. Torrey Club 31: 5. 1904.

Dicaeoma superius Arth. N. Am. Fl. 7: 351. 1920.

On *Fimbristylis ferruginea* (L.) Vahl.

Fimbristylis spadicea (L.) Vahl.

Several collections from Porto Rico:—Cuba, Haiti, South America.

32. **Uredo Trichiliae** Arth. Mycologia 9: 90. 1917.

On *Trichilia pallida* Sw.

Rare in Porto Rico:—South America.

Uredo venustula Arth.

See *Puccinia Kaernbachii* (P. Henn.) Arth.

33. **Uredo vicina** Arth. Mycologia 7: 325. 1915.

On *Wedelia lanceolata* DC.

Rare in Porto Rico:—South America.

Note: The name **Coleosporium Plumieriae** Pat. is to be replaced by **Coleosporium domingense** (Berk.) Arth. Am. Jour. Bot. 5: 329. 1918. *Uredo domingensis* Berk. Ann. Mag. Nat. Hist. II. 9: 200 (1852) is a synonym. This rust is known also from Bahamas, Guatemala, and Panama. See p. 112.

Sub-class 5. **EUBASIDIOMYCETES.**

L. O. OVERHOLTS.

This sub-class includes most of the large conspicuous fungi except those with their spores in asci. All of the fungi known as "punks," "bracket fungi," mushrooms, toadstools, puffballs, coral fungi, and their relatives belong here. Most of them are saprophytic and of little economic importance, but a few are the cause of important plant diseases. Most of the wood-inhabiting forms are of more or less importance in causing timber decays. In fact practically all of the timber-destroying fungi are true Basidiomycetes. Many species are edible, though most of the important edible species of temperate regions have not yet been found in tropical stations.

The following list is in considerable part a compilation of the species reported as occurring in the region treated. But a considerable number of species have been added from the recent collections made by expeditions from the New York Botanical Garden. Especial mention should be made of the collections by Mrs. E. G. Britton, Dr. N. L. Britton, Dr. F. J. Seaver, Dr. F. L. Stevens, Dr. Bruce Fink, Prof. H. H. Whetzel, Dr. F. D. Kern, and Mr. Carlos Chardon. Likewise, Mr. J. A. Stevenson and Prof. F. S. Earle, while in residence in Porto Rico, sent to the New York Garden many valuable collections, often with excellent descriptive notes. To these ardent collectors and to others not mentioned the present list owes whatever it may possess of originality beyond the excellent list recently published by J. A. Stevenson. Some of the nomenclatorial problems presented in previous lists have been solved in the light of the additional material available, yet undoubtedly many inaccuracies still exist and many species yet remain to be detected, particularly in the Agaricaceae where dried specimens alone are not suitable material to work with, even where accompanied by field notes. Time has also been a limiting factor in the work and a number of additional species could undoubtedly be added to the list by a prolonged study of the collections of Agarics by Earle and Stevenson.

Also the present writer is indebted to others for assistance in the work of identification. Dr. E. A. Burt, Mr. C. G. Lloyd and Dr. W. C. Coker have identified collections falling in their special fields, and finally the many years' service of Dr. W. A. Murrill, whose numerous identifications of tropical Basidiomycetes are at New York, has thrown much sadly needed light on the fungous flora of the region here treated.

In the following list some effort has been directed toward a method of presentation that would give information as to what species are here reported for the first time for this region. In general, where no comments are included the species has been previously reported and collections may or may not have been seen by the writer. Where citation is made to definite collections it is in general to be understood that these collections represent species not previously reported, and future workers may therefore have access to the exact material on which the report is based.

Tribe 1. **HYMENOMYCETES.**

Hymenium (basidial layer) exposed from the first or at least long before the spores mature. (See Tribe 2. Gasteromycetes, p. 176.)

This tribe includes all of the fleshy and woody fungi usually referred to the category of "mushrooms," "toadstools," "bracket-fungi" and the like.

The following synopsis illustrates the basis of a more or less natural system of classification into orders and families largely on the structure of the basidia and the configuration of the hymenium.

Order I. **AURICULARIALES.** Basidia cylindric, transversely 3-septate; mostly but not entirely gelatinous fungi. A single family with two unrelated genera, *Auricularia* and *Septobasidium*.

Order II. **TREMELLALES.** Basidia pyriform or globose, divided by longitudinal walls into 4 cells. Mostly gelatinous fungi in the single family **TREMEL-LACEAE.**

Order III. DACRYOMYCETALES. Basidia cylindric, one-celled, the upper half bifurcate, each prong bearing a spore; gelatinous fungi. A single family DACRYOMYCETACEAE.

Order IV. AGARICALES. Basidia clavate, one-celled, usually 4-sterigmate; mostly fleshy, coriaceous or woody fungi.

Fam. 1. CLAVARIACEAE. Hymenium even; plants erect, simple or much branched, the branches terete or nearly so, fleshy or brittle in texture.

Fam. 2. THELEPHORACEAE. Hymenium even; plants urn-shaped, discoid, pulvinate, resupinate, pileate, or in a few cases erect and branched but the branches flattened and coriaceous or leathery in texture.

Fam. 3. HYDNACEAE. Hymenium covering the exterior surface of downward directed teeth, spines, warts, or permanent granules.

Fam. 4. BOLETACEAE. Hymenium poroid, i.e., covering the interior surface of tubes that open downward, and that separate in a smooth layer from the flesh of the pileus.

Fam. 5. POLYPORACEAE. Hymenium poroid as in Boletaceae but tubes not separating in a smooth layer.

Fam. 6. AGARICACEAE. Hymenium covering the exterior surfaces of radiating and downward directed gills or vein-like ridges.

Order 1. AURICULARIALES.

Family 1. AURICULARIACEAE.

There are but two genera in this family, *Auricularia*, with sessile and often ear-shaped fruiting bodies, gelatinous or cartilaginous in texture, and *Septobasidium*, forming dry effused patches on the substratum which is usually the living limbs of trees.

1. **AURICULARIA** Bull. Herb. Fr. *pl.* 290. 1786.

1. ***Auricularia Auricula*** (L.) Underwood, Mem. Torrey Club **12**: 15. 1902.

Tremella Auricula L. Sp. Pl. 1157. 1753.

Auricularia Auricula-Judae (Bull.) Schroet. Krypt.-Fl. Schles. **3**: 38. 1889.

On dead wood of various kinds, Porto Rico:—cosmopolitan.

The fungus is commonly known as "Jew's ear," and is edible.

2. ***Auricularia delicata*** (Fries) P. Henn. Engler's Bot. Jahr. **17**: 492. 1893.

Laschia delicata Fries, Linnaea **5**: 533. 1830.

On dead wood, Porto Rico:—tropical regions.

Easily recognized by the strongly venose-poroid hymenium.

3. ***Auricularia nigrescens*** (Sw.) Farl. Bib. Index **1**: 308. 1905.

Peziza nigrescens Sw. Prod. 150. 1788.

On dead wood, Porto Rico; St. Thomas:—tropical regions.

In general similar to the first species but the hymenium blackish or purplish.

DOUBTFUL SPECIES.

Auricularia auriformis (Schw.) Earle, in Mohr, Contr. U. S. Nat. Herb. **6**: 194. 1901. (*Peziza auriformis* Schw. Schr. Nat. Ges. Leipzig **1**: 116. 1818).

This species was reported from the Schwanecke collection but is usually regarded as at best only a yellow form of *A. Auricula*.

2. **SEPTOBASIDIUM** Pat. Jour. de Bot. **6**: 61. 1892.

1. ***Septobasidium lilacinum*** Burt, Ann. Missouri Bot. Gard. **3**: 343. 1916.

On trunks of *Citrus grandis* Osbeck and on rotten wood, Porto Rico:—Trinidad.

2. **Septobasidium pseudopedicellatum** Burt, Ann. Missouri Bot. Gard. **3**: 327. 1916.
On living branches, Porto Rico:—Cuba; continental North America.
3. **Septobasidium spongia** (Berk. & Curt.) Pat. Bull. Soc. Myc. Fr. **16**: 181. 1900.
Thelephora spongia Berk. & Curt. Jour. Linn. Soc. **10**: 330. 1868.
Growing over scale insects on twigs and branches of *Citrus*, Porto Rico:—Cuba.

Order 2. **TREMELLALES.**Family 1. **TREMELLACEAE.**

This family contains but three genera known from this region, *Tremella*, with gelatinous sporophores; *Tremellodendron*, a genus of white clavarioid plants; and *Heterochaete*, resupinate and non-gelatinous, with minute teeth on the hymenium, both of the latter placed here on the basis of their longitudinally four-celled basidia.

1. **HETEROCHAETE** Pat.; Pat. & Lagerh. Bull. Soc. Myc. Fr. **8**: 120. 1892.
1. **Heterochaete andina** Pat. & Lagerh. Bull. Soc. Myc. Fr. **8**: 120. 1892.
On dead sticks, Porto Rico:—Europe.
With the aspect of a *Corticium* but with subglobose basidia longitudinally four-celled, and with minute cylindrical sterile teeth on the hymenium.
2. **Heterochaete sublivida** Pat. Bull. Soc. Myc. Fr. **24**: 2. 1908.
On dead wood, Porto Rico:—subtropical United States; Cuba.
Burt reports (Ann. Missouri Bot. Gard. **8**: 375. 1921) a Porto Rican collection by Stevenson (6370).

2. **TREMELLA** L. Sp. Pl. 1157. 1753.

1. **Tremella fuciformis** Berk. Hooker's Jour. Bot. **8**: 277. 1856.
On humus, Porto Rico:—tropical and subtropical America.

2. **Tremella pallida** sp. nov.

Plants pallid when fresh, almost white, darker and close to sayal brown on drying, cartilaginous rather than gelatinous, drying hard and horny and requiring at least an hour to soak up, 0.6–2.5 cm. broad, 0.5–1.5 cm. high, cerebriform and convoluted rather than foliaceous; internally cartilaginous-gelatinous, homogeneous and concolorous; basidia longitudinally four-celled at maturity, ovoid, 11–15 × 8–9 μ ; spores ellipsoid or oblong-ellipsoid, smooth, hyaline, 6–7 × 4 μ .

Bursting through the bark on dead wood, Porto Rico, Jan. 24–April 5, 1923. Seaver and Chardon, 629 (New York Botanical Garden Herb.), and Overholts Herb. 9854. Also in Lloyd Museum.

The plants are similar in size and configuration to *T. mesenterica* but in fresh condition are pale in color, almost white.

3. **Tremella indurata** sp. nov.

Forming dense convoluted-foliaceous clusters 4–5 cm. long, 2 cm. wide and high, apparently from the cracks in wood, cartilaginous rather than gelatinous,

soaking out to dusky brown or carob brown (Ridgway), drying entirely black, the convolutions very apparent in the dried plants. Hymenium on all sides of the fructifications, composed of globose basidia 13–15 μ in diameter, becoming longitudinally 4-celled and 4-sterigmate; spores subglobose or apiculate-ovate, thin-walled, with a large central oil globule, 9–11 μ diameter.

On dead wood. The type collection is 781 of Whetzel and Olive, collected at Mayaguez, Feb. 29, 1916, on trunk of fallen mango.

The species is deemed characteristic in the dark red-brown color of the fresh plants, changing to black on drying and becoming exceedingly hard. The color is similar to that of dark forms of *T. frondosa* but the plants are less foliaceous and not brittle but very hard on drying. Specimens are deposited in the Herbarium of Cornell University, in the Lloyd Museum, and in Overholts Herb. 9925.

4. **Tremella rufolutea** Berk. & Curt. Jour. Linn. Soc. 10: 340. 1868.

On rotten wood, Porto Rico:—Cuba.

3. **TREMELLODENDRON** Atkinson, Jour. Myc. 8: 106. 1902.

1. **Tremellodendron simplex** Burt, Ann. Missouri Bot. Gard. 2: 742. 1915.

In cane fields, Porto Rico:—endemic.

Order 3. **DACRYOMYCETALES.**

Family 1. **DACRYOMYCETACEAE.**

A single genus, *Guepinia*, has been reported from the region.

1. **GUEPINIA** Fries, Syst. Orbis Veg. 92. 1825.

1. **Guepinia palmiceps** Berk. Ann. Mag. Nat. Hist. 10: 383. 1843.

On wood, Porto Rico:—Cuba; Ceylon.

2. **Guepinia Spathularia** (Schw.) Fries, Elench. Fung. 2: 32. 1828.

Merulius Spathularia Schw. Schr. Nat. Ges. Leipzig 1: 92. 1822.

On old wood, Porto Rico:—probably cosmopolitan.

In previous reports this species has been most often reported as *G. spathulata*, evidently an error. It forms spathulate yellow bodies in the cracks in rails and logs.

Order 4. **AGARICALES.**

Family 1. **CLAVARIACEAE.**

1. **CLAVARIA** L. Sp. Pl. 1182. 1755.

But two genera are known from the region, *Physalacria*, a very small simple capitate plant, on wood, and *Clavaria*, non-capitate, club-like or much branched plants, usually on the ground. *Lachnocladium* a genus of brown coriaceous clavarioid plants with hairy stem will be found in the Thelephoraceae; *Tremellodendron*, white plants of somewhat clavarioid habit, has longitudinally 4-celled basidia and belongs in the Tremellaceae.

1. **Clavaria cervina** Berk. & Curt. Jour. Linn. Soc. 10: 338. 1868.

On dead wood, Porto Rico:—Cuba.

Determined by Coker from a collection by Chardon and Seaver, 645, in 1923–24.

2. **Clavaria fumosa** Pers. Obs. Myc. 1: 31. 1796.
On the ground, Porto Rico:—continental North America.
3. **Clavaria inaequalis** Müll. Fl. Dan. Pl. 836, f. 1. 1780.
On the ground, Porto Rico:—continental North America; Europe; Australia; Ceylon; Tasmania; New Zealand.
4. **Clavaria pilosa** Burt, Ann. Missouri Bot. Gard. 9: 46. 1922.
On humus, Porto Rico:—endemic.
Collected by Johnston and Stevenson in 1914 and cited by Burt.

2. **PHYSALACRIA** Peck, Bull. Torrey Club 9: 2. 1882.

1. **Physalacria inflata** (Schw.) Peck, Bull. Torrey Club 9: 2. 1882.
Mitula inflata Fries, Elench. Fung. 1: 234. 1872.
On dead wood, Porto Rico.
Collected by Stevens in 1913, 4909 a.

Family 2. **THELEPHORACEAE.**

1. **ALEURODISCUS** Rabenh. Hedwigia 13: 184. 1874.

1. **Aleurodiscus apiculatus** Burt, Ann. Missouri Bot. Gard. 5: 186. 1918.
On bark, Porto Rico; Vieques Island:—Jamaica; Grenada.
2. **Aleurodiscus candidus** (Schw.) Burt, Ann. Missouri Bot. Gard. 5: 188. 1918.
Thelephora candida Schw. Schr. Nat. Ges. Leipzig 1: 110. 1822.
On bark of *Mangifera indica* L., Porto Rico:—Jamaica; continental North America.
3. **Aleurodiscus strumosus** (Fries) Burt, Ann. Missouri Bot. Gard. 5: 190. 1918.
Stereum strumosum Fries, Nova Acta Soc. Sci. Upsal. III. 1: 111. 1855.
On bark of frondose trees, Porto Rico:—continental North America.

2. **ASTEROSTROMA** Masee, Jour. Linn. Soc. 25: 154. 1890.

1. **Asterostroma cervicolor** (Berk. & Curt.) Masee, Jour. Linn. Soc. 25: 155. 1890.
Corticium cervicolor Berk. & Curt. Grevillea 1: 179. 1873.
On soil and cane trash, Porto Rico:—continental North America; Japan.
2. **Asterostroma spiniferum** Burt, Ann. Missouri Bot. Gard. 11: 33. 1924.
On rotten wood, Porto Rico:—endemic.

3. **CLADODERRIS** Pers. in Gaud. Voy. Uranie Bot. 176. 1826.

1. **Cladoderris dendritica** (Pers.) Berk. London Jour. Bot. 1: 152. 1842.
Thelephora dendritica Pers. in Gaud. Voy. Uranie Bot. 176. 1826.
On dead sugar cane, Porto Rico:—Cuba; Jamaica; Mexico; Colombia; Philippine Islands.

4. **CORTICIUM** Fries, *Epier. Myc.* 556. 1838.1. **Corticium arachnoideum** Berk. *Outl. Brit. Fung.* 273. 1860.

On soil and sugar cane trash, Porto Rico:—continental North America; Europe; Australia.

2. **Corticium confluens** Fries, *Epier. Myc.* 564. 1838.

On dead *Citrus* branches, Porto Rico:—Europe.

3. **Corticium contiguum** Karst. *Bidr. Finl. Folk.* 37: 150. 1882.

On wood, Porto Rico:—Europe.

4. **Corticium debile** Berk. & Curt. *Jour. Linn. Soc.* 27: 131. 1890.

On dead wood, Porto Rico:—continental North America.

5. **Corticium investiens** (Schw.) Bres. *Hymen. Hung. Kmet.* 46. 1897.

Radulum investiens Schw. *Trans. Am. Phil. Soc.* 4: 165. 1832.

On dead wood, Porto Rico:—continental America.

6. **Corticium koleroga** (Cooke) Höhn. *Sitz.-ber. Akad. Wien* 119: 395. 1910.

Pellicularia koleroga Cooke, *Grevillea* 4: 116. 1876.

On different species and varieties of coffee, Porto Rico:—Europe.

7. **Corticium lactescens** Berk. *Outl. Brit. Fung.* 274. 1860.

On dead wood, Porto Rico:—Europe.

8. **Corticium portentosum** Berk. & Curt. *Grevillea* 2: 3. 1873.

On dead wood, Porto Rico:—continental North America.

9. **Corticium salmonicolor** Berk. & Br. *Jour. Linn. Soc.* 14: 71. 1875.

On *Citrus grandis* Osbeck, *Citrus sinensis* (L.) Osbeck, *Theobroma Cacao* L., Porto Rico:—Ceylon.

10. **Corticium simile** Berk. & Curt. *Jour. Linn. Soc.* 10: 337. 1868.

On dead sticks, Porto Rico:—Cuba.

11. **Corticium subcontinuum** Berk. & Curt. *Jour. Linn. Soc.* 10: 337. 1868.

On dead sticks, Porto Rico:—Cuba.

12. **Corticium vagum** Berk. & Curt. *Grevillea* 1: 179. 1873.

Reported by Barrett on *Solanum tuberosum* L. and the *Rhizoctonia* stage collected by Whetzel and Kern at Comerio, June 13, 1924, on *Phaseolus vulgaris* L.

5. **CYMATELLA** Pat. *Bull. Soc. Myc. Fr.* 15: 193. 1899.1. **Cymatella pulverulenta** (Berk. & Curt.) Sacc. & Syd. in *Sacc. Syll. Fung.* 16: 50. 1902.

Craterellus pulverulentus Berk. & Curt. *Jour. Linn. Soc. Bot.* 10: 328. 1868.

On decaying bark, Porto Rico:—Cuba.

6. **HYMENOCHAETE** Lév. Ann. Sci. Nat. III. 5: 150. 1846.1. **Hymenochaete Cacao** Berk. Jour. Linn. Soc. 10: 333. 1868.

Reported from the Sintenis collection, Porto Rico:—Cuba.

2. **Hymenochaete corrugata** (Fries) Lév. Ann. Sci. Nat. Bot. III. 5: 152. 1846.

Thelephora corrugata Fries, Obs. Myc. 1: 154. 1815.

On dead twigs, Porto Rico:—temperate and tropical America; Europe.

A single collection made at Rio Piedras in 1919 by Earle, 239 is referred here after careful comparisons. The spores are cylindric, $5-6 \times 1.5-2 \mu$; setae abundant, $6-9 \mu$ diameter.

3. **Hymenochaete cubensis** Burt, Ann. Missouri Bot. Gard. 5: 337. 1918.

On rotten wood, Porto Rico:—Cuba.

4. **Hymenochaete damaecornis** (Link) Lév. Ann. Sci. Nat. III. 5: 151. 1846.

Stereum damaecorne Link, Ges. Nat. Freunde Berlin Mag. 3: 40. 1809.

On dead wood, Porto Rico:—Cuba; Santo Domingo.

5. **Hymenochaete luteo-badia** (Fries) Höhn. & Litsch. Sitz.-ber. Akad. Wien 116: 754. 1907.

Thelephora luteo-badia Fries, Linnaea 5: 526. 1830.

On rotten wood, Porto Rico:—Trinidad; continental South America.

Thelephora (Hymenochaete) Kunzei Hooker of some lists is given as a synonym by Burt.

6. **Hymenochaete multisetae** Burt, Ann. Missouri Bot. Gard. 5: 357. 1918.

On rotten wood, Porto Rico:—Cuba, Jamaica.

A collection made at Rio Piedras, by Earle, 140, is referred here.

7. **Hymenochaete opaca** Burt, Ann. Missouri Bot. Gard. 5: 364. 1918.

On fallen limbs, Porto Rico:—Jamaica.

A collection, 243, by Earle at Rio Piedras in 1919 differs from *H. corrugata* in those features described by Burt as characteristic of *H. opaca*. The color approaches bistre only in young fructifications, however, older ones being yet darker than he records and approaching bone brown. Sections are quite opaque, and altogether the agreement is so close that I have had no hesitancy in referring the collection to that species.

8. **Hymenochaete rubiginosa** (Dicks.) Lév. Ann. Sci. Nat. III. 5: 151. 1846.

Helvella rubiginosa Dicks, Fasc. Pl. Crypt. Brit. 1: 20. 1785.

On dead wood, Porto Rico:—Europe; continental North America; Tasmania; Australia; India.

9. **Hymenochaete Sallei** Berk. Jour. Linn. Soc. 10: 333. 1868.

On dead wood, Porto Rico:—Cuba; Jamaica; St. Kitts; Grenada; continental America.

7. **HYPOCHNUS** Fries, Obs. Myc. 2: 278. 1818.1. **Hypochnus pallescens** (Schw.) Burt, Ann. Missouri Bot. Gard. 4: 267. 1917.

Corticium pallens Schw. in Sacc. Syll. Fung. 6: 586. 1888.

On dead wood, Porto Rico:—Cuba; Jamaica; Trinidad; continental North America.

2. **Hypochnus rubrocinctus** Ehr. Horae Phys. Berol. 84. 1820.

On dead wood, Porto Rico:—Cuba; continental North and South America; Australia.

8. **MICROSTROMA** Niessl, Oesterr. Bot. Zeits. 11: 252. 1861.1. **Microstroma ingaicola** Lamkey; Stevens, Mycologia 12: 52. 1920.

Producing witches' brooms on *Inga Inga* (L.) Britton, Porto Rico:—endemic.

2. **Microstroma Pithecolobii** Lamkey; Stevens, Mycologia 12: 52. 1920.

Producing white hypophyllous spots on *Samanea Saman* (Willd.) Merrill, Porto Rico:—endemic.

9. **MYCOBONIA** Pat. Bull. Soc. Myc. Fr. 10: 76. 1894.1. **Mycobonia flava** (Schwartz) Pat. Bull. Soc. Myc. Fr. 10: 77. 1894.

Peziza flava Schwartz, Prodr. 150. 1782.

On dead wood, Porto Rico:—Cuba; continental South America.

A single good collection by Stevens, 7429, in 1915 is at New York.

10. **PENIOPHORA** Cooke, Grevillea 8: 20. 1879.1. **Peniophora cinerea** (Fries) Cooke, Grevillea 8: 20. 1879.

Corticium cinereum Fries, Epicr. Myc. 563. 1838.

On dead twigs and branches of species of *Citrus*, Porto Rico:—Europe; continental North America.

2. **Peniophora flavido-alba** Cooke, Grevillea 8: 21. 1879.

On dead wood and cane trash, Porto Rico:—continental North America.

In microscopic structure this species seems to me to be very close to *P. laevis* (Fries) Burt.

3. **Peniophora galochroa** Bres. Hedwigia 35: 290. 1896.

On dead wood of *Melia Azedarach* L., Porto Rico:—continental South America; Jamaica.

4. **Peniophora inconspicua** (Berk. & Curt.) Masee, Jour. Linn. Soc. 25: 149. 1889.

Corticium inconspicuum Berk. & Curt. Jour. Linn. Soc. 10: 336. 1868.

On dead deciduous wood, Porto Rico:—Cuba.

Reported only by Burt from Johnston's collections, 1664.

5. **Peniophora mutata** (Peck) Bresadola; Bourdot & Galzin, Bull. Soc. Myc. Fr. 28: 399. 1912.

Corticium mutatum Peck, Ann. Rep. N. Y. State Mus. 43: 23. 1890.

On dead wood, Porto Rico:—continental North America, Europe, Japan.

6. **Peniophora piliseta** Burt, Ann. Missouri Bot. Gard. 12: 242. 1925.

On rotten wood, Porto Rico:—endemic.

Burt describes this species from Johnston's collections, 971a.

7. **Peniophora pruinata** (Berk. & Curt.) Burt, Ann. Missouri Bot. Gard. **12**: 340. 1925.
Stereum pruinatum Berk. & Curt. Jour. Linn. Soc. **10**: 332. 1868.
 On rotten wood, Porto Rico:—West Indies; continental North America.
 The species is reported by Burt from the collections of Britton and Marble, 1204.
8. **Peniophora Ravenelii** Cooke, Grevillea **8**: 21. 1879.
 On dead wood, Porto Rico:—continental North America.
9. **Peniophora Roumeguerii** Bres.; Burt, Ann. Missouri Bot. Gard. **12**: 270. 1925.
Corticium Roumeguerii Bres. Fungi Trid. **2**: 36. 1892.
 On dead wood, Porto Rico:—Cuba; Europe; continental North America.
 Reported by Burt from Stevenson's collections, 5792, 6058, and 5693.
10. **Peniophora Sacchari** Burt, Ann. Missouri Bot. Gard. **12**: 328. 1925.
 On cane trash, Porto Rico:—endemic.
 Burt describes this species from Stevenson's collections, 1204.
11. **Peniophora similis** (Berk. & Curt.) Masee, Jour. Linn. Soc. **25**: 147. 1889.
Corticium simile Berk. & Curt. Jour. Linn. Soc. **10**: 337. 1868.
 On dead wood, Porto Rico:—West Indies; continental North America; Japan.
12. **Peniophora tephra** (Berk. & Curt.) Cooke, Grevillea **8**: 20. 1879.
Corticium tephrum Berk. & Curt. Jour. Linn. Soc. **10**: 336. 1868.
 On dead wood, Porto Rico:—Cuba; Mexico; Bermuda.
 The species is reported by Burt from Stevenson's collection, 6760.
11. **STEREUM** Pers. Neues Mag. Bot. **1**: 110. 1794.
1. **Stereum albo-badium** Schw. Schr. Nat. Ges. Leipzig **1**: 109. 1822.
Stereum Coffearum Berk. & Curt. Jour. Linn. Soc. **10**: 332. 1868.
 On dead citrus wood, Porto Rico:—Cuba; Bermuda; continental North America.
2. **Stereum aurantiacum** (Pers.) Lloyd, Myc. Writ. **4**: 22. 1913.
Thelephora aurantiaca Pers. in Gaud. Voy. Uranie Bot. 176. 1827.
Thelephora sericella Berk. & Curt. Jour. Linn. Soc. **10**: 328. 1868.
 On the ground and wood, Porto Rico:—Cuba; Jamaica; Santo Domingo; St. Kitts; continental America.
 Named by Lloyd from Fink's collections of 1915-16, 882.
3. **Stereum caperatum** (Berk. & Mont.) Masee, Jour. Linn. Soc. Bot. **27**: 161. 1891.
Thelephora caperatum Berk. & Mont. Ann. Sci. Nat. III. **11**: 241. 1849.
 On rotten wood, Porto Rico:—Santo Domingo; St. Kitts; tropical and sub-tropical America.
4. **Stereum cyphelloides** Berk. & Curt. Jour. Linn. Soc. **10**: 331. 1868.
 On a bank among moss plants, Porto Rico:—Cuba.

5. **Stereum decolorans** (Berk. & Curt.) Lloyd, Syn. Stip. Stereums 36. 1913.
Thelephora decolorans Berk. & Curt. Jour. Linn. Soc. **10**: 328. 1868.
 On old wood, Porto Rico:—tropical regions.
6. **Stereum elegans** (G. Meyer) Lloyd, Syn. Stip. Stereums 24. 1913.
Thelephora elegans Meyer, Fl. Esseq. 305. 1818.
 On dead wood, Porto Rico:—continental South America.
7. **Stereum fasciatum** (Schw.) Fries, Epicr. Myc. 546. 1838.
Thelephora fasciata Schw. Schr. Nat. Ges. Leipzig **1**: 106. 1822.
 On dead wood, Porto Rico:—Cuba; Jamaica; continental America; Formosa; Java; Philippine Islands.
8. **Stereum glabrescens** Berk. & Curt. Jour. Linn. Soc. **10**: 330. 1868.
 On fallen twigs, Porto Rico:—Cuba; Jamaica; Dominica.
9. **Stereum Hartmanni** (Mont.) Lloyd, Myc. Writ. **4**: 34. 1913.
Thelephora Hartmanni Mont. Ann. Sci. Nat. II. **20**: 366. 1843.
 On decaying wood, Porto Rico:—St. Kitts; Bolivia.
 Named by Lloyd from Fink's collections of 1915-16, 421.
10. **Stereum lobatum** Fries, Epicr. Myc. 547. 1838.
 On dead wood, Porto Rico:—widely distributed.
 After seeing the specimens at New York from various southern and tropical localities the determinations of which are marked as verified by Dr. Burt, I cannot see that there is a good distinction between this species and *S. fasciatum*. A dozen collections were made by Fink in 1915-16.
11. **Stereum Murrayi** (Berk. & Curt.) Burt, Ann. Missouri Bot. Gard. **7**: 131. 1920.
Thelephora Murrayi Berk. & Curt. Jour. Linn. Soc. **10**: 329. 1868.
Stereum tuberculosum Fries, Hymen. Eur. 644. 1874.
 On rotten wood, Porto Rico:—Cuba; Jamaica; continental North America.
12. **Stereum nitidulum** Berk. Hooker's Lond. Jour. Bot. **2**: 638. 1843.
 On dead wood, Porto Rico:—Ceylon; Brazil; Australia.
 Determined by Lloyd from collections by Chardon and Seaver, 1923.
 Dr. Burt uses *S. pergamenum* Berk. as the name of this plant.
13. **Stereum papyrinum** Mont. Pl. Cell. Cuba 374. 1842.
 On dead wood, Porto Rico:—Cuba; Jamaica; continental North and South America.
14. **Stereum pusiolum** Berk. & Curt. Jour. Linn. Soc. **10**: 330. 1868.
 On the ground, Porto Rico:—Cuba.
 The determination was made by Dr. E. A. Burt, from collections of Chardon and Seaver, 1923.
15. **Stereum umbrinum** Berk. & Curt. Grevillea **1**: 164. 1873.
 On dead wood, Porto Rico:—Cuba; Guatemala; continental North America; Australia.

16. **Stereum versicolor** (Schwartz) Fries, Epicr. Myc. 547. 1838.

Helvella versicolor Schwartz, Prodr. 149. 1788.

On dead wood, Porto Rico:—Jamaica; continental North America.

Stereum radians Fries, reported from Porto Rico is regarded as a synonym of this species by Burt.

DOUBTFUL SPECIES.

Stereum Coffearum Berk. & Curt. is a synonym for *S. albobadium* according to Burt, but must not be confused with *S. coffeatum* Berk. & Curt. which Burt lists as a synonym for *S. fusca* Schrad. This last species has been reported from Cuba and is likely to occur in Porto Rico.

Stereum pergamenum Berk., reported by Burt from Santo Domingo is listed here as *S. nitidulum* Berk.

Thelephora sericella Berk. & Curt. is *S. aurantiacum*, fide Lloyd. I do not find it listed by Burt, though described from Cuba.

In 1912 Johnston collected, no. 643, at Rio Piedras a fungus on herbaceous stems that I refer to the genus *Cyphella* but because there are several very poorly described species of that genus from tropical and subtropical America I am at a loss as to its specific identity. The plants are white, floccose, about half a millimeter in width and height; the spores are copious, slightly ochraceous or hyaline, smooth, elliptic, 9-10 × 6 μ; basidia usually, I think, two-spored, 15-24 × 6-7 μ; branched paraphyses in the hymenium.

Family 3. HYDNACEAE.

1. **HYDNUM** L. Sp. Pl. ed. 2. 1178. 1753.1. **Hydnum multifidum** (Klotzsch) P. Henn. Engler's Bot. Jahrb. 17: 493. 1893.

Thelephora multifida Klotzsch, Linnaea 25: 365. 1852.

On rotten wood, Porto Rico:—tropical and subtropical America.

This species has been variously referred to *Thelephora*, *Hydnum*, *Polyporus*, *Craterellus*, and other genera. The hymenial configuration is at times, though rarely, truly hydroid with cylindrical pointed teeth. Often it is more irpiciform with flattened teeth often arranged in radiating lines, and it is to this form that the type specimens apparently belong, according to the excellent description given by Hennings when he transferred the species to *Hydnum*. Such specimens will always be sought among the Hydnaceae and for that reason a name complimentary to that hymenial configuration will be retained here. In a more perfect stage of hymenial development the fungus is a *Polyporus* of the section *Polystictus* and has long been known as *P. fimbriatus*. Collections from Porto Rico by Stevens in 1913, 1915, and 1920; by Brothers Leon and Clement in 1915; and one by Lopez in 1917 are referable here.

2. **Hydnum pulcherrimum** Berk. & Curt. Jour. Bot. & Kew Gard. Misc. 1: 235. 1849.

On dead wood, Porto Rico:—continental North America.

Two collections by Mrs. Britton and Miss Marble, 1207 and 1209 form the basis for the report of this unrecorded species for the region.

3. **Hydnum Sacchari** Spreng. Vet. Akad. Handl. 1820: 51. 1820.

On dead cane trash, Porto Rico:—Guadaloupe.

I have not seen plants of this species. Perhaps it belongs rather under *Odontia*.

4. **Hydnum ursinum** Lloyd, sp. nov.

On dead wood, Porto Rico:—endemic.

The description of this species is to be published in Mycological Notes by Lloyd. The plants are entirely black on drying and are sessile. Named from Fink's Porto Rican collections, 2183, in 1915-16.

2. **IRPEX** Fries, Elench. Fung. 142. 1828.1. **IrpeX discolor** Berk. & Curt.; Berk. Grevillea 1: 145. 1873.

On rotten wood, Porto Rico:—continental North America.

2. **IrpeX farinaceus** Fries, Linnaea 5: 523. 1830.

Cerrenella farinacea Murrill, Southern Polyp. 32. 1915.

On rotten wood, Porto Rico:—North and South America.

According to Stevenson, *Poria portoricensis* Fries is a synonym of this species. It should probably be classed with the Polyporaceae, perhaps in the genus *Daedalea*.

3. **IrpeX flavus** Klotzsch, Linnaea 8: 488. 1833.

Porto Rico:—Australia; Peradenya; Ceylon; continental North America.

3. **ODONTIA** Pers. Obs. Myc. 2: 16. 1799.1. **Odontia Sacchari** Burt, Ann. Missouri Bot. Gard. 4: 233. 1917.

On *Saccharum officinarum* L., Porto Rico:—Cuba.

2. **Odontia saccharicola** Burt, Ann. Missouri Bot. Gard. 4: 235. 1917.

On *Paspalum* and on *Saccharum officinarum* L., Porto Rico:—endemic.

3. **Odontia Wrightii** (Berk. & Curt.) Pat.; Stevenson, Jour. Dept. Agr. Porto Rico 2: 187. 1918.

Kneiffia Wrightii Berk. & Curt. Jour. Linn. Soc. 10: 327. 1868.

On dead wood, Porto Rico:—Cuba; continental North and South America.

Family 4. **BOLETACEAE.**

A single genus *Boletus* is known to be represented in the region.

1. **BOLETUS** L. Sp. Pl. 1177. 1753.1. **Boletus Earlei** (Murrill) comb. nov.

Gyroporus Earlei Murrill, Mycologia 13: 60. 1921.

On sandy soil, in old grape fruit grove, Porto Rico:—endemic.

Family 5. **POLYPORACEAE.**1. **DAEDALEA** Pers. Syn. Fung. 499. 1801.1. **Daedalea repanda** Pers.; Gaud. Voy. Freyc. 168. 1826.

Daedalea amanitoides Beauv. Fl. Oware 1: 44. 1805.

On dead wood, Porto Rico:—tropical America.

2. **FAVOLUS** Beauv. Fl. Oware 1: 1. 1805.

1. **Favolus brasiliensis** Fries, Elench. Fung. 44. 1828.
Hexagona daedalea (Link) Murrill, Bull. Torrey Club 31: 328. 1904.
Hexagona Wilsonii Murrill, Bull. Torrey Club 31: 329. 1904.
 On trunks and decaying wood, Porto Rico:—Cuba; tropical America.
 2. **Favolus caperatus** Pat. Bull. Soc. Myc. Fr. 18: 171. 1902.
 On dead wood, Porto Rico:—Guadeloupe.
 This rare species was collected by Earle in 1921, and specimens are preserved at New York.
 3. **Favolus induratus** Berk. Ann. Mag. Nat. Hist. II. 9: 197. 1852.
 On dead wood, Porto Rico:—Santo Domingo; Hispaniola.
 This was collected by Earle for the first time at Catano in 1918 and is preserved at New York. Lloyd records it as *Hexagona Miquelii* (Mont.) Lloyd but it seems to me to be a better *Favolus*.
 4. **Favolus portoricensis** (Murrill) Sacc. Syll. Fung. 17: 141. 1905.
Hexagona portoricensis Murrill, Bull. Torrey Club 31: 331. 1904.
 On decaying wood, Porto Rico:—endemic.
 The plant is perhaps a better *Polyporus* than *Favolus*.
 5. **Favolus pseudoprinceps** (Murrill) Sacc. & Trott. in Sacc. Syll. Fung. 21: 355. 1912.
Hexagona pseudoprinceps Murrill, N. Am. Fl. 9: 49. 1907.
 On dead wood, Porto Rico:—endemic.
 6. **Favolus tessellatula** (Murrill) Sacc. Syll. Fung. 17: 142. 1905.
Hexagona tessellatula Murrill, Bull. Torrey Club 31: 330. 1904.
 On dead wood, Porto Rico:—Cuba; Santo Domingo; Jamaica.
 The plants seem to me to be only small tessulate forms of *Favolus brasiliensis* which is usually striatulate on top but not infrequently is more or less tessulate.
3. **FOMES** Gill. Champ. Fr. 1: 682. 1878.
1. **Fomes australis** (Fries) Cooke, Grevillea 14: 18. 1885.
Polyporus australis Fries, Elench. Fung. 1: 108. 1828.
Elfvigia tornata (Pers.) Murrill, Bull. Torrey Club 30: 301. 1903.
 On dead wood, Porto Rico; St. Thomas:—tropical and subtropical regions.
 This is the tropical analogue of *Fomes applanatus* (Pers.) Wallr. of temperate regions.
 2. **Fomes dependens** (Murrill) Sacc. & Trott. in Sacc. Syll. Fung. 21: 292. 1912.
Pyropolyporus dependens Murrill, N. Am. Fl. 9: 106. 1908.
 On dead wood, Porto Rico:—tropical America.
 A single collection was made by Britton and Shafer in 1913, 1938.
 3. **Fomes igniarius** (L.) Gill. Champ. Fr. 1: 687. 1878.
Bolctus igniarius L. Sp. Pl. 1176. 1753.
 On dead wood, Porto Rico:—temperate regions of the world.
 The species was reported from the Sintenis collection but is not otherwise known, and the report may have been an error.

4. **Fomes ligneus** (Berk.) Cooke, Grevillea 13: 119. 1884.

Polyporus ligneus Berk. Ann. Mag. Nat. Hist. 3: 387. 1821.

On wood, Porto Rico:—tropical America.

The only report of this species from the region is from the Sintenis collection. It is known from several localities in the West Indies.

5. **Fomes marmoratus** (Berk. & Curt.) Cooke, Grevillea 14: 18. 1885.

Polyporus marmoratus Berk. & Curt. Proc. Am. Acad. 4: 122. 1860.

On dead wood, Porto Rico; St. Thomas:—tropical and subtropical America.

The species is listed by Murrill as *Elfvingiella fasciata* (Sw.) Murrill. It is the tropical analogue of *Fomes fomentarius*.

6. **Fomes pectinatus** (Klotzsch) Sacc. Syll. Fung. 6: 193. 1888.

Polyporus pectinatus Klotzsch, Linnaea 8: 485. 1833.

On dead wood, Porto Rico:—tropical and subtropical America.

A single collection by Fink 2021 in 1915 is referred here.

7. **Fomes portoricensis** Overholts, sp. nov.

Pileus sessile or effused-reflexed, thin and appanate 1.5–5—6 × 4–12 × 0.3–1.5 cm., rigid and subwoody, yellow to ferruginous on the margin, brown or brownish black behind, narrowly zonate or concentrically striate, at first with a ferruginous tomentose layer with an underlying thin, black crust, the tomentum finally disappearing and leaving the surface distinctly incrustate; context light yellow-brown, firm, 2–5 mm. thick, showing under the microscope many imbedded brown, thick-walled hyphae that end in setae-like points, 12–21 μ diameter; hymenium grayish brown, the tubes about 2 mm. long each season, with a total length up to 1 cm. or rarely up to 3.5 cm., their mouths angular or sub-angular, rather thin-walled, entire, averaging 7 to 8 per mm.; spores globose, brown, 4–5 μ diameter; setae present projecting from the trama and the context into the tubes, 12 μ or more diameter.

On dead wood. Type collection by J. R. Johnston 119, Nov. 30, 1911, at Río Piedras, Porto Rico. Part of type in Overholts Herb. 9895. Also collected at Jalapa, Mexico, by W. A. & Edna L. Murrill, Dec. 12–20, 1909, 37.

The species is characterized by the bright yellow-brown context as in *F. rheicolor* Lloyd and otherwise is very close to that species but differs in the narrowly zonate-striate surface of the pileus and the presence of the conspicuous imbedded setae. It is apparently close also to *F. linteus* but according to a type fragment preserved at New York that also does not have imbedded setae. Mr. Lloyd has also told me in conversation that *F. linteus* does not have these setae. It may be the basis of the *F. lamaensis* Murrill reported by Stevenson. *F. extensus* lacks the bright context color of this species and has hyaline spores.

8. **Fomes rheicolor** Lloyd, Synop. Genus Fomes 245. 1915.

On dead wood, Porto Rico:—Argentine.

This interesting species is characterized by its bright yellow context, and may belong in *Polyporus* rather than *Fomes*.

9. **Fomes Robinsoniae** (Murrill) Sacc. & Trott. in Sacc. Syll. Fung. 21: 291. 1912.

Pyropolyporus Robinsoniae Murrill, N. Am. Fl. 9: 108. 1908.

On dead wood, Porto Rico:—Jamaica.

A fine collection, the second on record, was made by Stevens, 8609, in 1915. The original description stating "cystidia none" is an error, as the hymenium of both known collections is sparingly setulose, the setae often with characteristic curved tips.

10. **Fomes sarcitus** (Fries) Cooke, Grevillea **14**: 19. 1885.
Polyporus sarcitus Fries, Nov. Symb. 66. 1851.
 On dead wood, St. Jan:—endemic.
11. **Fomes scutellatus** (Schw.) Cooke, Grevillea **14**: 19. 1885.
Polyporus scutellatus Schw. Trans. Am. Phil. Soc. II. **4**: 157. 1832.
 On decaying wood, Porto Rico:—eastern and southern United States and Mexico.
 Two collections are preserved at New York, one by Earle in 1918, 102, and one by Nelson in 1919.
12. **Fomes senex** (Nees & Mont.) Sacc. Syll. Fung. **6**: 164. 1888.
Polyporus senex Nees & Mont. Ann. Sci. Nat. II. **5**: 70. 1836.
 On dead wood, Porto Rico:—tropical and subtropical America.
 Spores hyaline, globose, 4 μ diameter. Setae present, conspicuous, 8–11 μ diameter. I have examined a fragment of the type of this species at Cincinnati in which I find only hyaline spores. I refer here, therefore, a collection by Shafer 3683 in 1914, and one by Seaver and Chardon 283 in 1923.
13. **Fomes Underwoodii** (Murrill) Sacc. & D. Sacc. in Sacc. Syll. Fung. **17**: 117. 1905.
Pyropolyporus Underwoodii Murrill, Bull. Torrey Club **30**: 116. 1903.
 On old stumps and dead trees, Porto Rico; St. Thomas:—Cuba; Jamaica.
 Reported as *Fomes badius* Berk. by Stevenson.

DOUBTFUL AND EXCLUDED SPECIES.

Fomes calcitratus Berk. & Curt. There is no *F. calcitratus* at New York from Porto Rico, and I agree with Lloyd that most of the specimens Murrill refers here are *F. pseudosenex*. I presume Stevenson's record is on the basis of Murrill's determinations. I believe the species occurs in Cuba and may be expected in Porto Rico.

Fomes linteus Berk. Reported by Stevenson, probably on the basis of the collection here made the type of *F. portoricensis*. *F. linteus* does not have imbedded setae.

4. **HEXAGONA** Pollini, Pl. Nov. 35. 1816.

1. **Hexagona leprosus** Fries, Nov. Symb. 101. 1851.
Favolus leprosus (Fries) Murrill, N. Am. Fl. **9**: 83. 1908.
 On dead wood, St. Jan:—endemic.
2. **Hexagona variegata** Berk. Ann. Mag. Nat. Hist. II. **9**: 196. 1852.
Favolus variegatus (Berk.) Murrill, Bull. Torrey Club **32**: 101. 1905.
 On dead wood, Porto Rico:—tropical America.

5. **LASCHIA** Fries, Linnaea **5**: 533. 1830.

1. **Laschia pezizoidea** Berk. & Curt. Jour. Linn. Soc. **10**: 322. 1868.
 On rotten wood, Porto Rico:—Cuba.
 Three collections by Johnston are referred here more or less tentatively, collected in 1911 and 1912 and numbered 117, 333, and 435.

6. **LENZITES** Fries, Gen. Hym. 10. 1836.1. **Lenzites saepiaria** (Wulf.) Fries, Epicr. Myc. 407. 1838.

Agaricus saepiarius Wulfen, in Jacq. Coll. 1: 339. 1786.

Gloeophyllum hirsutum (Schaeff.) Murrill, Jour. Myc. 9: 94. 1903.

On dead wood, Porto Rico:—north temperate zone, rarely tropical and sub-tropical.

A single collection made at Arecibo by Earle in 1918 is the basis of this record. It differs from *L. striata* in the presence of a red or rusty coloration in the surface of the pileus, a tendency to be more strongly zonate, more pubescent, and with thicker gills.

2. **Lenzites striata** (Sw.) Fries, Epicr. Myc. 406. 1838.

Agaricus striatus Sw. Prodr. 148. 1788.

Gloeophyllum striatum (Sw.) Murrill, Bull. Torrey Club 32: 370. 1905.

On dead wood, Porto Rico; St. Jan.:—tropical America.

7. **MERULIUS** Haller, Hist. Stirp. Helvetiae 3: 150. 1768.1. **Merulius byssoideus** Burt, Ann. Missouri Bot. Gard. 4: 358. 1917.

On soil, Porto Rico:—endemic.

2. **Merulius rugulosus** Berk. & Curt. Jour. Linn. Soc. 10: 323. 1868.

On dead wood, Porto Rico:—Cuba; Jamaica.

According to Burt (Ann. Missouri Bot. Gard. 4: 337) *Corticium saccharinum* Berk. & Curt. is a synonym of this species.

3. **Merulius sulphureus** Burt, Ann. Missouri Bot. Gard. 4: 333. 1917.

On rotten wood, Porto Rico:—Florida.

8. **POLYPORUS** (Micheli) Paulet, Traité Champ. pl. 13. 1812.1. **Polyporus aculeifera** (Berk. & Curt.) comb. nov.

Trametes aculeifera Berk. & Curt. Jour. Linn. Soc. 10: 319. 1868.

On dead wood, Porto Rico:—Cuba; Florida; and South America.

The species was collected by Earle at Arecibo in 1918.

2. **Polyporus adustus** (Willd.) Fries, Syst. Myc. 1: 363. 1821.

Boletus adustus Willd. Fl. Berol. 392. 1787.

On dead wood, Porto Rico:—cosmopolitan.

But two collections are known from the region, and the species has not been reported previously (Britton, Cowell, and Brown, 4492, 1915.).

3. **Polyporus albogilvus** Berk. & Curt. Jour. Linn. Soc. 10: 308. 1868.

On dead wood, Porto Rico:—Cuba.

A single collection by Earle, 160, so referred at New York seems rather doubtful to me. According to Lloyd *P. flavescens* Mont. is a synonym and Stevenson reports a plant under that name.

4. **Polyporus anebus** Berk. Hooker's Lond. Jour. Bot. 6: 504. 1847.

On dead wood, Porto Rico:—oriental tropics and Africa.

I have not seen specimens of this species reported by Stevenson. Its distribution would not indicate its presence in Porto Rico.

5. **Polyporus antilopus** (Kalchbr.) Lloyd, Syn. Stip. Polyp. 142. 1912.
Polyporus vibecinus var. *antilopus* Kalchbr. Grevillea 10: 53. 1881.
On dead wood, Porto Rico:—tropical regions of the world.
I so refer no. 3676 of the New York Botanical Garden Herbarium, after comparisons in the Lloyd Museum. Collected by Shafer in 1914, but not otherwise known from the region.
6. **Polyporus argillaceus** (Murrill) comb. nov.
Ganoderma argillaceum Murrill, N. Am. Fl. 9: 122. 1908.
On dead trunks, St. Croix:—Cuba; Mexico; Grenada.
7. **Polyporus armenicolor** Berk. & Curt. Jour. Linn. Soc. 10: 315. 1868.
Coriulus armenicolor (Berk. & Curt.) Pat. Tax. Hymen. 94. 1900.
On dead wood, Porto Rico:—Cuba.
8. **Polyporus Blanchetianus** Berk. & Mont. Ann. Sci. Nat. III. 11: 238. 1849.
On dead wood, Porto Rico:—tropical America.
Two collections from the island have been seen: by Stevens in 1913, 2802, and by Seaver and Chardon in 1923, 613.
9. **Polyporus Brittonii** (Murrill) comb. nov.
Amuroderma Brittonii Murrill, Mycologia 2: 193. 1910.
On dead wood, Porto Rico:—Jamaica.
Two specimens that I refer here with some hesitation were collected by Nelson in 1919. They are much smaller than the type and may represent an undescribed species. The spores measure $7-8 \times 4-6 \mu$ and are echinulate. I did not succeed in getting good spores from the type of *P. Brittonii*. Murrill records them as subglobose, $7-8 \mu$.
10. **Polyporus Chaperi** (Pat.) Lloyd, Syn. Stip. Pol. 112. 1912.
Ganoderma Chaperi Pat. Jour. de Bot. 4: 197. 1890.
On dead wood, Porto Rico:—Cuba.
11. **Polyporus caperatus** Berk. Ann. Mag. Nat. Hist. 3: 391. 1839.
Corilopsis caperata (Berk.) Murrill, N. Am. Fl. 9: 77. 1908.
On dead wood. Porto Rico:—tropical America; Asia; Africa.
12. **Polyporus caryophyllus** (Cooke) Lloyd, Syn. Sect. Apus 358. 1915.
Formes caryophylleus Cooke, Grevillea 15: 21. 1886.
On dead wood, Porto Rico:—South America.
Collected by Johnston in 1912, 5901, and compared at the Lloyd Museum by me.
13. **Polyporus cinnamomeus** (Jacq.) Sacc. Michelia 1: 362. 1878.
Boletus cinnamomeus Jacq. Coll. 1: 116. 1786.
On the ground, St. Thomas:—cosmopolitan.
Reported as *P. oblectans* Berk., usually regarded as a synonym.
14. **Polyporus colossus** Fries, Nov. Symb. 40. 1851.
Tomophagus colossus (Fries) Murrill, Torreya 5: 197. 1905.
On rotten wood, St. Croix; St. Jan:—Yucatan; Costa Rica.

Several large specimens of this rare species were collected by Seaver in 1923 on the inside of a large decaying stump. It belongs to the section *Ganoderma*.

15. **Polyporus conchooides** (Mont.) Lloyd, Syn. Sect. Apus 331. 1915.
Gloeoporus conchooides Mont. Pl. Cell. Cuba 234. 1845.
 On dead wood, Porto Rico:—tropical and subtropical America.
 Reported only by Sintenis. Not collected in recent years, though should occur in the region.
16. **Polyporus concrescens** Mont. Ann. Sci. Nat. II. 3: 350. 1835.
 On dead wood, Porto Rico:—Cuba.
 The specimens referred here at New York are scarcely in good enough condition to be named. The plant has some of the characters of *P. zonatis*, but is very thin. Closely related to *P. stereinus* Berk. & Curt.
17. **Polyporus depauperatus** Pat. Jour. de Bot. 3: 166. 1889.
Coriolus depauperatus (Pat.) Murrill, N. Am. Fl. 9: 20. 1907.
 On rotten wood, Porto Rico:—Cuba; Venezuela.
 A single collection by Earle in 1919, 231, belongs here.
18. **Polyporus discoideus** Berk. & Curt. Jour. Linn. Soc. 10: 305. 1868.
 On dead wood, Porto Rico:—Cuba; Brazil.
P. Marbleae Murrill is a synonym.
19. **Polyporus distortus** (Schw.) Fries, Elench. Fung. 79. 1828.
Boletus distortus Schw. Schr. Nat. Ges. Leipzig 1: 97. 1822.
 On dead wood, Porto Rico:—continental North America.
20. **Polyporus Drummondii** Klotzsch, Linnaea 5: 520. 1830.
Coriolus Drummondii (Klotzsch) Pat. Tax. Hym. 94. 1900.
 On dead trunks, Porto Rico:—subtropical North America.
21. **Polyporus ectypus** Berk. & Curt. Grevillea 1: 52. 1872.
Coriolus ectypus (Berk. & Curt.) Pat. Tax. Hym. 94. 1900.
 On dead wood, Porto Rico:—continental North America.
22. **Polyporus fimbriatus** Fries, Linnaea 5: 520. 1830.
 On dead wood, Porto Rico:—tropical regions.
 The poroid condition of this species has not yet been collected in Porto Rico or at best specimens show only a trace of a polyporoid hymenial configuration. Five or six collections with a hydroid hymenium are known from the island and would be referred to *Hydnum multifidum* (Klotzsch) P. Henn., the types of which are hydroid as described by Hennings. The types of *P. fimbriatus* are said by Lloyd to be poroid, and a collection at New York from Alabama is in part distinctly poroid and in part hydroid. Stevens, 7001, 9051, Lopez, 39, and Earle, 292, belong here.
 Whether or not the specimens referred to in Stevenson's check-list as *P. Drummondii* belong here I cannot say since the collections are not at New York, but Murrill referred most of the collections that came to him to that species.
23. **Polyporus flaviporus** (Murrill) Stevenson, Jour. Dept. Agr. Porto Rico 2: 190. 1918.
Amauroderma flaviporum Murrill, N. Am. Fl. 9: 116. 1906.
 On dead wood, Porto Rico:—Jamaica.

A study of the type collection of this species reveals the fact that the spores are $9-12 \times 6.8 \mu$, not $6-7 \times 4-5 \mu$ as originally stated.

24. **Polyporus fruticum** Berk. & Curt. Jour. Linn. Soc. 10: 310. 1868.
Inonotus fruticum (Berk. & Curt.) Murrill, Bull. Torrey Club 31: 601. 1904.
 On branches of living trees or on dead wood, Porto Rico; Mona Island; Vieques:—Cuba; Bahamas; Jamaica; subtropical United States; Africa.
25. **Polyporus fulvocinereus** (Murrill) comb. nov.
Corioloopsis fulvocinerea Murrill, N. Am. Fl. 9: 76. 1908.
 On dead wood, Porto Rico; St. Croix; St. Thomas:—Cuba; Jamaica; Hispaniola; Barbados.
26. **Polyporus fumosus** (Pers.) Fries, Obs. Myc. 2: 257. 1818.
Boletus fumosus Pers. Syn. Fung. 530. 1801.
 On dead wood, Porto Rico:—cosmopolitan.
 A single collection by Britton, Cowell, and Brown, 3943, 1915, agreeing in all respects except of small size and on that basis similar to *P. adustus*, but I think correctly referred here.
27. **Polyporus gilvus** (Schw.) Fries, Elench. Fung. 104. 1828.
Boletus gilvus Schw. Schr. Nat. Ges. Leipzig 1: 96. 1822.
 On dead wood, Porto Rico; Tortola; Vieques; St. Thomas:—cosmopolitan.
28. **Polyporus guyanensis** Mont. Syll. Crypt. 153. 1856.
 On dead wood, Porto Rico:—tropical America.
 One collection by Johnston, 740, in 1912 is referred here after comparisons at the Lloyd Museum. *P. hemicapnodes* Berk. & Br. is similar but apparently more of the consistency of the *P. varius* group—hence not so fleshy as was apparently this species.
29. **Polyporus haedinus** Berk. Jour. Bot. & Kew Misc. 8: 234. 1856.
Coriolus haedinus (Berk.) Pat. Tax. Hym. 94. 1900.
 On dead wood, Porto Rico:—continental South America.
30. **Polyporus hirsutus** (Wulf.) Fries, Syst. Myc. 1: 367. 1821.
Boletus hirsutus Wulfen, in Jacq. Coll. 2: 149. 1788.
 On dead deciduous wood of various kinds, Porto Rico; St. Thomas:—continental North America; Europe; Asia.
31. **Polyporus havannensis** Berk. & Curt. Jour. Linn. Soc. 10: 310. 1868.
Trametes havannensis (Berk. & Curt.) Murrill, N. Am. Fl. 9: 44. 1907.
 On dead wood, St. Thomas, Porto Rico:—Cuba.
 Reported by Stevenson and collected by Fink in 1918. Lloyd and Stevenson both suggest that it may be referable to *Polyporus subfulvus* Berk. but there appear to be good distinguishing characters to separate the species especially under the microscope. *P. subfulvus* is a manuscript name proposed by Berkeley and used by Lloyd for *P. ochrotinctellus* Murrill, as I understand it. The *Trametes havannensis* specimens at New York are not the same as that species. Besides, there is a *P. subfulvus* Cooke, the history of which I have not been able to trace.

32. **Polyporus iodinus** Mont. Ann. Sci. Nat. II. 16: 108. 1841.
Cycloporcellus iodinus (Mont.) Murrill, N. Am. Fl. 9: 85. 1908.
 On dead wood, Porto Rico:—tropical America.
 At least five collections of this hitherto unreported species are at New York.
33. **Polyporus licnoides** Mont. Pl. Cell. Cuba 243. 1845.
Hapalopilus licnoides (Mont.) Murrill, Bull. Torrey Club 31: 417. 1904.
 On dead wood, Porto Rico; St. Croix:—tropical and subtropical America.
 var. *subtilacinus* Ellis & Ev. Bull. Torrey Club 27: 50. 1900.
 On dead wood, Porto Rico:—tropical and subtropical America.
 This is the perennial form of *P. licnoides*, the margin and the hymenium continuing growth.
34. **Polyporus lignosus** Klotzsch, in Fries, Epicr. Myc. 471. 1838.
Fomes Auberianus (Mont.) Murrill, Bull. Torrey Club 32: 491. 1905.
 On dead or injured trees, Porto Rico:—tropical regions.
35. **Polyporus lucidus** (Curt.) Fries, Syst. Myc. 1: 353. 1821.
Boletus lucidus Curt. Fl. Lond. 4: 72. 1781.
 On dead wood or from wounds in living trees, Porto Rico:—Europe; North and South America; Africa.
36. **Polyporus maximus** (Mont.) comb. nov.
Irpex maximus Mont. Ann. Sci. Nat. II. 8: 364. 1837.
 On dead wood, Porto Rico; Vieques; St. Thomas:—Cuba.
37. **Polyporus modestus** Fries, Linnaea 5: 519. 1830.
Coriolus brachypus (Lév.) Murrill, Bull. Torrey Club 32: 646. 1906.
 On dead wood, Porto Rico:—tropical regions.
 No specimens of this species have been seen and it is known only from Klotzsch's report on the Schwanecke collection, though not uncommon in tropical America.
38. **Polyporus mutabilis** Berk. & Curt. Ann. Mag. Nat. Hist. II. 12: 433. 1853.
Microporellus dealbatus Murrill, Bull. Torrey Club 32: 483. 1905.
 On dead wood, Porto Rico:—tropical and North America.
39. **Polyporus nitidus** (Murrill) comb. nov.
Ganoderma nitidum Murrill, N. Am. Fl. 9: 123. 1908.
 On dead wood, Porto Rico:—Honduras.
 This is recorded by Stevenson under the name *P. fulvellus* Bres.
40. **Polyporus nivosellus** (Murrill) Stevenson, Jour. Dept. Agr. Porto Rico 2: 191. 1918.
Tyromyces nivosellus Murrill, N. Am. Fl. 9: 32. 1907.
 On dead palm trunks, *Cocos* and *Roystonea*, Porto Rico:—Cuba.
 This seems to be very close to *P. Calkinsii* and probably is one extreme of development of that species.
41. **Polyporus obolus** Ellis & Macbr.; Ellis & Ev. Bull. Lab. Nat. Hist. Univ. Iowa 4: 68. 1896.
 On dead wood, Porto Rico:—tropical America.

Two collections referred to this species are preserved at New York, both by Britton and Cowell, 3088 and 1050. The species is readily distinguished by the gelatinous nature of the context which in crushed preparations is seen to be made up entirely of gelatinous hyphae of large diameter with numerous cross walls, and very irregular in form.

42. **Polyporus occidentalis** Klotzsch, *Linnaea* 8: 486. 1833.
Corioloopsis occidentalis (Klotzsch) Murrill, *Bull. Torrey Club* 32: 358. 1905.
 On various kinds of dead wood, Porto Rico:—St. Vincent; West Indies.
43. **Polyporus ochrotinctellus** (Murrill) comb. nov.
Coriolus ochrotinctellus Murrill, *N. Am. Fl.* 9: 22. 1907.
 On dead wood, Porto Rico:—Cuba; subtropical North America.
 Stevenson reports this species under the name *P. subfulvus* Berk., a manuscript name resurrected by Lloyd to apply to it.
44. **Polyporus pallidofulvellus** (Murrill) comb. nov.
Coriolus pallidofulvellus Murrill, *N. Am. Fl.* 9: 20. 1907.
 On dead wood, Porto Rico:—Cuba; subtropical North America. Collected by Seaver and Chardon in 1923 and by Mrs. Britton and Miss Marble in 1906. Perhaps too close to *P. bififormis* Klotzsch of temperate regions.
45. **Polyporus Palmarum** (Murrill) Sacc. & Trott. in *Sacc. Syll. Fung.* 21: 279. 1912.
Tyromyces Palmarum Murrill, *N. Am. Fl.* 9: 32. 1907.
 On dead wood, usually on palm trunks, Porto Rico:—Cuba; Jamaica.
 Collected by Johnston in 1912, 717. Perhaps too close to *P. nivoseellus*.
46. **Polyporus pargamenus** Fries, *Epier. Myc.* 480. 1838.
 On dead wood, Porto Rico:—continental North America; Europe.
 Collected by Kern and Whetzel in 1924. The specimens are small but would probably be referable to *P. elongatus* Berk., the tropical form of *P. pargamenus* when mature.
47. **Polyporus pavonius** (Hook.) Fries, *Epier. Myc.* 477. 1838.
Boletus pavonius Hook. in *Kunth, Syn. Pl.* 1: 10. 1822.
 On dead wood, Porto Rico, St. Thomas; St. Jan:—Colombia to southern Florida.
48. **Polyporus perzonatus** (Murrill) Stevenson, *Jour. Dept. Agr. Porto Rico* 2: 191. 1918.
Ganoderma perzonatum Murrill, *N. Am. Fl.* 9: 121. 1908.
 On dead wood, Porto Rico:—Cuba.
49. **Polyporus pinsitus** Fries, *Elench. Fung.* 95. 1828.
Coriolus pinsitus (Fries) Pat. *Tax. Hym.* 94. 1900.
 On dead wood, Porto Rico; St. Thomas; Culebra:—continental North and South America.
50. **Polyporus pulverulentus** (Murrill) comb. nov.
Ganoderma pulverulentum Murrill, *N. Am. Fl.* 9: 121. 1908.
 On dead wood, St. Thomas:—Bahamas; Cuba; Grenada.

51. **Polyporus rhipidium** Berk. in Hooker's Jour. Bot. **6**: 319. 1847.
 On dead wood, Porto Rico; St. Thomas:—widely distributed in temperate and tropical regions.
 The species was collected in Porto Rico by Fink and by Seaver and Chardon.
52. **Polyporus rigidus** Lév. Ann. Sci. Nat. III. **2**: 189. 1844.
 On dead wood, Porto Rico:—tropical and subtropical regions.
 Collected by Kern and Whetzel in 1924, by Earle in 1920, 324, by Seaver and Chardon in 1923, 468, and others. The species name is here applied to the pubescent and less zoned form that is sometimes referred to *P. zonalis*, but seems sufficiently distinct for recognition.
53. **Polyporus sanguineus** (L.) Fries, Epicr. Myc. 444. 1838.
Boletus sanguineus L. Sp. Pl. ed. 2. 1646. 1762.
 On dead wood, Porto Rico; Mona Island; Vieques; Culebra; St. Croix; St. Jan; St. Thomas:—tropical and subtropical regions of the world.
54. **Polyporus sector** (Ehr.) Fries, Syst. Myc. **1**: 505. 1821.
Boletus sector Ehr. Horae Phys. Berol. 86. 1820.
 On dead wood, Porto Rico; St. Jan:—West Indies; continental North and South America.
 Two collections have been seen from the region; one in 1913 by Stevens, 1568, and another by Mrs. Britton and Miss Marble in 1906, 1196.
55. **Polyporus spadiceus** Jungh. Crypt. Java, 54. 1838.
 On dead wood, Porto Rico:—tropical regions.
 A single collection by Earle in 1918, 174, is preserved at New York. The fungus was recognized by Mr. Lloyd, who regards it as a thick form of *P. tabacinus*.
56. **Polyporus spathulatus** (Hook.) Fries, Epicr. Myc. 443. 1838.
Boletus spathulatus Hooker in Kunth, Syn. Pl. **1**: 9. 1822.
 On dead wood, Porto Rico:—tropical America.
57. **Polyporus stereinus** Berk. & Curt. Jour. Linn. Soc. **10**: 308. 1868.
Rigidoporus Liebmanni (Fries) Murrill, N. Am. Fl. **9**: 46. 1907.
 On dead wood, Porto Rico:—Cuba; Mexico.
 One collection so referred is preserved at New York. It is hardly in good enough condition to warrant a reference, and similar collections should also be compared with *P. conrescens* Mont. Both resemble very thin zonate forms of *P. zonalis*.
58. **Polyporus subelegans** Murrill, N. Am. Fl. **9**: 62. 1907.
 On dead wood, St. Thomas:—Jamaica; Nicaragua.
 I have seen no specimens of this from Porto Rico.
59. **Polyporus subglabrescens** (Murrill) comb. nov.
Corioloopsis subglabrescens Murrill, N. Am. Fl. **9**: 77. 1908.
 On dead wood, Porto Rico:—Cuba; Jamaica.
60. **Polyporus subincrustedatus** (Murrill) comb. nov.
Ganoderma subincrustedatum Murrill, N. Am. Fl. **9**: 122. 1908.
 On dead wood, Porto Rico:—British Honduras; Jamaica.

61. **Polyporus submurinus** (Murrill) Lloyd, Syn. Apus of *Polyporus* 307. 1915.
Trametes submurina Murrill, N. Am. Fl. 9: 43. 1907.
 On rotten wood, Porto Rico; St. Jan:—Cuba; Jamaica.
62. **Polyporus sulphureus** (Bull.) Fries, Syst. Myc. 1: 357. 1821.
Boletus sulphureus Bull. Herb. Fr. pl. 429. 1788.
Laetiporus speciosus (Batt.) Murrill, Bull. Torrey Club 31: 607. 1904.
 On trunks of deciduous trees, Porto Rico:—cosmopolitan.
 The only record is from the Sintenis collection. I have seen specimens from Jamaica and other tropical stations.
63. **Polyporus supinus** (Sw.) Fries, Syst. Myc. 1: 376. 1821.
Boletus supinus Sw. Fl. Ind. Occ. 1926. 1806.
 On dead wood, Porto Rico:—tropical and subtropical regions of the world.
64. **Polyporus Taylora** (Murrill) comb. nov.
Coriopsis Taylora Murrill, N. Am. Fl. 9: 76. 1908.
 On dead wood, Porto Rico; St. Jan:—Honduras; Cuba.
 Four collections of this species have been examined, all by Earle, the only numbers noted being 49½ and 165.
65. **Polyporus tenuis** Sacc. Syll. Fung. 6: 288. 1888.
 On dead wood, Porto Rico:—tropical and subtropical regions.
 This is *Polyporus (Coriolus) membranaceus* of Murrill's writings. Lloyd claims a misuse of the name by Murrill.
Boletus tenuis of Link, I do not find published. It is not in "Berl. Mag." (Ges. Nat. Freunde Berlin Mag.) as recorded by Cooke in "Praecursores Polypororum" and the description given by Saccardo is apparently drawn from the original collection. Consequently the name was a "nomen nudum" until the species was described by Saccardo.
66. **Polyporus Tricholoma** Mont. Ann. Sci. Nat. II. 8: 365. 1837.
 On dead wood, Porto Rico; St. Jan; St. Kitts:—tropical America.
 Stevenson's reference of *P. obolus* here is an error, though undoubtedly *P. Cowellii* Murrill is the same species.
67. **Polyporus Tulipiferae** (Schw.) Overholts, Washington Univ. Stud. 3: 29. 1915.
Boletus Tulipiferae Schw. Schr. Nat. Ges. Leipzig 1: 99. 1822.
Irpiciporus lacteus (Fries) Murrill, N. Am. Fl. 9: 15. 1907.
 On dead wood, Porto Rico:—North America; Europe; Asia.
 A single collection, not hitherto reported, is at New York, collected by Stevens in 1915, 7091. The microscopic characters agree with the species of temperate regions.
68. **Polyporus versicolor** (L.) Fries, Syst. Myc. 1: 368. 1821.
Boletus versicolor L. Sp. Pl. 1176. 1753.
 On dead wood, Porto Rico:—cosmopolitan.
 The species is not common in the region. I have seen but two collections.
69. **Polyporus vinosus** Berk. Ann. Mag. Nat. Hist. II. 9: 196. 1852.
Nigroporus vinosus (Berk.) Murrill, Bull. Torrey Club 32: 361. 1905.
 On dead wood, Porto Rico:—tropical and subtropical North America.
 Three collections have been seen: Johnston and Stevenson, 1504 in 1914; Fink, 2146 in 1916; Seaver and Chardon, 380, in 1923.

70. **Polyporus zonalis** Berk. Ann. Mag. Nat. Hist. **10**: suppl. 375. 1843.

Rigidoporus surinamensis (Miq.) Murrill, Bull. Torrey Club **34**: 473. 1907.

On dead wood, Porto Rico:—tropical and subtropical regions of the world.

DOUBTFUL AND EXCLUDED SPECIES.

Polyporus amboinensis Fries is reported from the Sintenis collection. The plants represent undoubtedly one of the segregates from *P. lucidus*, but which one is uncertain.

Polyporus crocatus Fries. Stevenson lists the species but the collection, 9011, on which the report was probably based, preserved at New York, is *P. caperatus*, a very different plant. *P. byrsinus* is a synonym.

Polyporus elongatus Berk. This is the tropical homologue of *P. pargamenus* Fries.

Polyporus gracilis Klotzsch. Perhaps a synonym for *P. obolus*.

Polyporus hemileucus Berk. Same as *P. supinus*.

Polyporus hirtellus Fries as reported by Stevenson is *P. hirsutus*.

Polyporus Hollickii Murrill. Both Murrill and Lloyd are in error as to this species. But a single collection, the type, is known, and from Jamaica. The other collections at New York are in part *P. havannensis*, and perhaps in part something else. Lloyd evidently based his idea, not on the type collection, but on the collections Murrill misreferred here.

Polyporus Leprieurii Mont. Reported only from the Sintenis collection. Specimens collected by Johnston and similar to *P. Leprieurii* and *P. hemicapnodes* I would refer rather to *P. guyanensis* after comparisons in the Lloyd museum.

Polyporus obtusus Berk. The status of this species is in doubt. It was reported by Sintenis (as *P. unicolor*) but not otherwise known. A similar, or perhaps identical species, *P. luridescens* Murrill, is known from Jamaica.

Polyporus papyraceus Fries, was described from plants collected in Porto Rico. Dr. Murrill reports that the types cannot be found. It would probably fall under *P. tenuis* of this list.

Polyporus polyzonus Pers. I find no record of this species except as in Stevenson's report.

Polyporus pusillus Pers. is said to be a synonym for *P. rhipidium* Fries.

Polystictus rigens is *Trametes rigida*.

Polyporus rugulosus Lév. This species would probably fall under either *P. zonalis* or *P. rigidus*.

Polyporus semilaccatus. Lloyd gives a resumé of this species on page 337 of his Synopsis of Section Apus. Its known distribution would not indicate its presence in this region.

Polystictus sinuosus (Fries) Lloyd, as reported in Myc. Notes **45**: 626 seems to me to be referable to the plants I have listed as *P. Tulipiferae* (Schw.) but I have not seen the collection.

Polyporus variiporus Murrill. Only a variant of *P. Tricholoma*.

Polystictus velutinus Fries, I do not know from Porto Rico. Stevenson lists it.

9. **PORIA** Pers. Neues Mag. Bot. **1**: 109. 1794.

1. **Poria albocincta** Cooke & Masee, Grevillea **20**: 106. 1892.

Tinctoporia albocincta (Cooke & Masee) Murrill, Mycologia **13**: 122. 1921.

Poria Fuligo aurantiotingens Ellis & Macbr. Bull. Lab. Nat. Hist. Univ. Iowa **3**: 191. 1896.

On dead wood, Porto Rico:—Mexico; Guadeloupe.

2. **Poria eupora** Karst. Not. Faun. Fl. Fenn. **9**: 360. 1868.

Poria attenuata (Peck) Cooke, Grevillea **14**: 110. 1886.

On dead wood, Porto Rico:—eastern United States; Europe.

An excellent collection of this species, typical in every respect, was made by Stevenson at Rio Piedras in 1916, 5587.

3. **Poria heteromorpha** Murrill, *Mycologia* 12: 92. 1920.

On rotten wood, Porto Rico:—Jamaica, Florida.

4. **Poria subcollapsa** Murrill, *Mycologia* 12: 90. 1920.

On banana trash, Porto Rico:—Jamaica.

5. **Poria vincta** Berk. *Ann. Mag. Nat. Hist.* II. 9: 196. 1852.

On dead wood, Santo Domingo:—tropical America.

10. **RIMBACHIA** Pat. *Bull. Soc. Myc. Fr.* 7: 159. 1891.

1. **Rimbachia pezizoidea** (Speg.) Lloyd, *Myc. Notes* 5: 817. 1919.

Merulius pezizoideus Speg. *Bol. Acad. Ci. Cordoba* 11: 455. 1889.

On rotten wood, Porto Rico:—Brazil.

The type species, *R. paradoxa* Pat., is described as growing among moss and with a superior venose hymenium. I would judge that the plants in the collection I refer here (Johnston, 655) have a pendant disk with an inferior hymenium and a dorsal or latero-dorsal stipe insertion, but the hymenium is merulioid and not radiate-venose as in *Campanella*. If the superior hymenium be established as a generic character of *Rimbachia* then *R. pezizoidea* is not co-generic in my opinion. Lloyd has stated that the plants are co-specific. It is probably at any rate a close relative of *Campanella cucullata* which has a radiate venose hymenium and is therefore classed in the *Agaricaceae* (see Lloyd's *Myc. Notes*, 58: 815. 1919). Its merulioid hymenium would suggest the *Polyporaceae* for Johnstons plants and by stretching the generic limits of *Merulius* might be included there as was originally done by Spegazzini, or might be regarded as a transition from *Merulius* to *Laschia*.

11. **SOLENIA** Pers. *Neues Mag. Bot.* 1: 116. 1794.

1. **Solenia anomala** (Pers.) Fuckel, *Symb. Myc. App.* 1: 290. 1877.

Peziza anomala Pers. *Obs. Myc.* 1: 29. 1796.

On dead twigs, Porto Rico:—temperate and tropical North America.

2. **Solenia candida** Pers. *Neues Mag. Bot.* 1: 116. 1794.

On dead bamboo stems, Porto Rico:—temperate and tropical America; also in Europe.

I refer here a scanty collection made by J. R. Johnston, 1324, in 1914.

12. **TRAMETES** Fries, *Gen. Hym.* 11. 1836.

1. **Trametes cirrifer** (Berk. & Curt.) comb. nov.

Polyporus cirrhiferus Berk. & Curt. *Jour. Linn. Soc.* 10: 314. 1868.

On dead wood, Porto Rico:—Cuba.

Trametes ocellatus Berk. seems to be the same plant.

2. **Trametes cubensis** (Mont.) Sacc. *Syll. Fung.* 9: 198. 1891.

Polyporus cubensis Mont. *Ann. Sci. Nat.* II. 8: 364. 1837.

On dead wood, Porto Rico:—St. Vincent; Cuba.

3. **Trametes hydnoides** (Sw.) Fries, *Epier. Myc.* 490. 1838.

Boletus hydnoides Sw. *Prodr.* 149. 1788.

On dead wood, Porto Rico; Mona Island; Culebra; St. Thomas:—tropical and subtropical America.

4. **Trametes malicola** Berk. & Curt. Jour. Acad. Phil. II. 3: 209. 1856.

On dead wood, Porto Rico:—temperate North America; rarely in subtropical and tropical regions.

One collection is referred here from the Stevens collections, 9010, and one, 704, from Fink's collection in 1915.

5. **Trametes nivosa** (Berk.) Murrill, N. Am. Fl. 8: 42. 1907.

Polyporus nivosus Berk. Jour. Bot. & Kew Misc. 8: 196. 1856.

On dead wood, Porto Rico:—continental South America; perhaps also on the North American continent.

I refer here a single collection taken from fence posts by Earle in 1922 (un-numbered). The specimen was compared at the Lloyd Museum following its recognition by Mr. Lloyd. I do not include specimens on cane stalks at New York determined by Murrill and apparently the basis of previous records of this species from the region.

6. **Trametes rigida** Berk. & Mont. Ann. Sci. Nat. III. 11: 240. 1849.

Polystictus rigens Sacc. & Cub. in Sacc. Syll. Fung. 6: 274. 1888.

On dead wood, Porto Rico; St. Thomas:—continental America.

The plant is a better *Polyporus* (*Polystictus*) than *Trametes*.

7. **Trametes serpens** Fries, Hym. Eur. 586. 1874.

On dead wood, Porto Rico; St. Thomas:—tropical and subtropical America.

Murrill considers the European *T. serpens* to be different from the American plant and for the latter has proposed the name *Trametes subserpens* Murrill (*Mycologia* 12: 108. 1920).

A collection by Stevens, 8988, in 1915 and one by Seaver and Chardon, 296, in 1923 are referred here.

8. **Trametes submurina** Murrill, N. Am. Fl. 9: 43. 1907.

Polyporus submurinus (Murrill) Lloyd, Syn. Apus Genus Polyporus 307. 1915.

On rotten wood, Porto Rico:—St. Jan; Cuba; Jamaica.

DOUBTFUL AND EXCLUDED SPECIES.

A number of species often referred to *Trametes* will be found listed here under *Polyporus*.

Family 6. AGARICACEAE.

1. AGARICUS L. Sp. Pl. 1171. 1753.

1. **Agaricus Johnstonii** Murrill, *Mycologia* 10: 75. 1918.

On humus in woods, Porto Rico:—endemic.

2. COLLYBIA Quéf. Champ. Jura Vosg. 56. 1872.

1. **Collybia tenuipes** (Schw.) Sacc. Syll. Fung. 5: 213. 1887.

Agaricus tenuipes Schw. Trans. Am. Phil. Soc. II. 4: 147. 1822.

On dead wood, Porto Rico:—West Indies; continental North and South America.

3. **COPRINUS** Pers. Tent. Disp. Fung. 62. 1797.

1. **Coprinus armillaris** Fries, Nova Acta Soc. Sci. Upsal. III. 1: 28. 1857.
On the ground, St. Thomas:—endemic.

2. **Coprinus plicatilis** Fries, Epicr. Myc. 252. 1838.

- Apparently on the ground, Porto Rico:—cosmopolitan.
A collection by Seaver and Chardon in 1923 has the peculiar compressed citron-shaped spores of this species.

4. **CORTINARIUS** Fries, Epicr. Myc. 255. 1838.

1. **Cortinarius Sintenisii** P. Henn. Engl. Jahrb. 17: 498. 1893.
On trunks, Porto Rico:—endemic.

5. **CREPIDOTUS** (Fries) Quél. Champ. Jura Vosg. 106. 1872.

1. **Crepidotus fumosifolius** Murrill, Mycologia 5: 31. 1913.
On dead log, Porto Rico:—West Indies; continental America.

6. **FLAMMULA** Quél. Champ. Jura Vosg. 97. 1872.

1. **Flammula Earlei** Murrill, Mycologia 5: 36. 1913.
Gymnopilus Earlei Murrill, Mycologia 5: 22. 1913.
On cocoanut logs, Porto Rico:—Jamaica.

7. **GALERA** (Fries) Quél. Champ. Jura Vosg. 103. 1872.

1. **Galera macromastes** (Fries) Sacc. Syll. Fung. 5: 860. 1887.
Agaricus macromastes Fries, Nova Acta Soc. Sci. Upsal. III. 1: 226. 1851.
Reported from St. Thomas:—endemic.
2. **Galera tenera** (Schaeff.) Quél. Champ. Jura Vosg. 104. 1872.
Agaricus tener Schaeff. Fung. Bavar. 4: ind. 33. 1774.
On lawns and manured pastures, Porto Rico:—Cuba; continental North America; Europe.

8. **HELIOMYCES** Lév. Ann. Sci. Nat. III. 2: 177. 1844.

1. **Heliomyces subavellaneus** Murrill, N. Am. Fl. 9: 248. 1915.
On mossy log, Porto Rico:—British Honduras.

9. **LENTINUS** Fries, Syst. Orbis Veg. 77. 1825.

1. **Lentinus chrysopeplus** Berk. & Curt. Jour. Linn. Soc. 10: 301. 1868.
On dead wood, Porto Rico:—temperate and tropical North America; perhaps in South America.
A collection of three small sporophores was made by Seaver and Chardon, 267, in 1923, and another by Earle, date not known. The generic relationships of the species are in doubt. It has been referred to *Tricholoma*, *Omphalia*, and *Collybia*. The appearance is that of *Flammula*.

2. **Lentinus crinitus** (L.) Fries, Syst. Orbis Veg. 77. 1825.

- Agaricus crinitus* L. Sp. Pl. ed. 2. 1644. 1763.
On old logs, Mona Island; Porto Rico; St. Thomas:—Jamaica.

3. **Lentinus detonsus** Fries, Nov. Symb. Myc. 22. 1851.
Lentinula detonsa (Fries) Murrill, Mycologia 3: 28. 1911.
 On dead wood, Porto Rico:—West Indies; Costa Rica; continental North America.
 4. **Lentinus echinulatus** (Murrill) comb. nov.
Crinipellis echinulata Murrill, N. Am. Fl. 9: 288. 1915.
 On dead herbaceous stems, Porto Rico:—Mexico.
 Specimens collected by Seaver and Chardon in 1923 differ from Murrill's type collection so slightly that they can well be referred here.
 5. **Lentinus hirtus** (Fries) Murrill, Mycologia 3: 29. 1911.
Agaricus (Pleurotus) hirtus Fries, Linnaea 5: 508. 1830.
 On dead wood, Porto Rico; St. Thomas:—tropical regions of the world.
 6. **Lentinus lepideus** Fries, Syst. Orbis Veg. 78. 1825.
Lentodium squamosum (Schaeff.) Murrill, Mycologia 3: 27. 1911.
 On timbers and logs, Porto Rico:—throughout temperate and tropical America; Europe; Asia.
 7. **Lentinus scyphoides** Pat. Bull. Soc. Myc. Fr. 15: 195. 1899.
 On dead branches on the ground, Porto Rico:—Guadeloupe.
 8. **Lentinus strigellus** Berk. & Curt. Jour. Linn. Soc. 10: 308. 1868.
 On dead wood, Porto Rico:—tropical America.
 9. **Lentinus strigosus** (Schw.) Fries, Syst. Orbis Veg. 77. 1825.
Agaricus strigosus Schw. Schr. Nat. Ges. Leipzig 1: 89. 1822.
 On old logs and stumps, Porto Rico; Vieques:—cosmopolitan.
 10. **Lentinus subocyphoides** Murrill, Mycologia 3: 34. 1911.
 On dead sticks in dense woods, Porto Rico:—Jamaica.
 11. **Lentinus velutinus** Fries, Linnaea 5: 510. 1830.
 On wood, Porto Rico; St. Thomas:—Cuba; continental North and South America.
10. **LEPIOTA** P. Browne; S. F. Gray, Nat. Arr. Brit. Pl. 1: 601. 1821.
1. **Lepiota cepaestipes** (Sow.) Quéf. Champ. Jura Vosg. 35. 1872.
Agaricus cepaestipes Sow. Engl. Fungi Pl. 2. 1795.
 On rich ground, Porto Rico:—cosmopolitan.
 2. **Lepiota cretacea** (Bull.) Morgan, Jour. Myc. 13: 3. 1907.
Agaricus cretaceus Bull. Herb. Fr. pl. 374. 1787.
 On rich ground, Porto Rico:—cosmopolitan.
 3. **Lepiota Morgani** (Peck) Sacc. Syll. Fung. 5: 31. 1887.
Agaricus Morgani Peck, Bot. Gaz. 4: 137. 1879.
Chlorophyllum Molybdites Masee, Kew Bull. 1898: 136. 1898.
 On the ground, Porto Rico:—continental North and South America; West Indies.

4. **Lepiota rubrotincta** Peck, Ann. Rep. N. Y. State Mus. 44: 179. 1892.
On the ground, Porto Rico:—continental North America.
11. **MARASMIUS** Fries, Gen. Hymen. 9. 1836.
1. **Marasmius Berteroi** (Lév.) Murrill, N. Am. Fl. 9: 267. 1915.
Heliomyces Berteroi Lév. Ann. Sci. Nat. III. 2: 177. 1844.
On trunks of trees, Porto Rico:—tropical North America.
2. **Marasmius borinquensis** Stevenson, Jour. Dept. Agr. Porto Rico 1: 218. 1917.
On cane, Porto Rico:—endemic.
3. **Marasmius cinereialbus** Murrill, N. Am. Fl. 9: 264. 1915.
In leaf mould, Porto Rico:—endemic.
4. **Marasmius Hiorami** Murrill, N. Am. Fl. 9: 256. 1915.
On dead leaves and sticks in woods, Porto Rico:—endemic.
5. **Marasmius Johnstonii** Murrill, N. Am. Fl. 9: 269. 1915.
On fallen dead leaves, Porto Rico:—endemic.
6. **Marasmius obsoletus** Murrill, N. Am. Fl. 9: 265. 1915.
On dead wood, Porto Rico:—endemic.
7. **Marasmius pallescens** Murrill, N. Am. Fl. 9: 261. 1915.
On leaves and sticks, Porto Rico:—endemic.
8. **Marasmius paucifolius** Murrill, N. Am. Fl. 9: 262. 1915.
On dead leaves, Porto Rico:—endemic.
9. **Marasmius Peckii** Murrill, N. Am. Fl. 9: 254. 1915.
On dead leaves, Porto Rico:—British Honduras.
10. **Marasmius portoricensis** Murrill, N. Am. Fl. 9: 262. 1915.
On leaf mould, Porto Rico:—endemic.
11. **Marasmius Sacchari** Walker, Centr. Bakt. Parasit. Infekt. 2: 44. 1896.
On living sugar cane, Porto Rico:—Java.
12. **Marasmius sarmentosus** Berk. Lond. Jour. Bot. 5: 2. 1846.
Polymarasmius sarmentosus (Berk.) Murrill, N. Am. Fl. 9: 286. 1915.
On dead wood, and leaves, Porto Rico:—Jamaica; Cuba; Guadeloupe; continental South America.
13. **Marasmius synodicus** (Kunze) Fries, Epicr. Myc. 381. 1838.
Agaricus (Collybia) synodicus Kunze; Fries, Linnaea 5: 507. 1830.
On dead sticks, leaf stalks, grass, Porto Rico:—Cuba; Jamaica; Guadeloupe; continental South America.

14. **Marasmius Wilsonii** Murrill, N. Am. Fl. **9**: 261. 1915.

On fallen dead leaves, Porto Rico:—endemic.

12. **NAUCORIA** (Fries) Quél. Champ. Jura Vosg. 99. 1872.

1. **Naucoria papularis** (Fries) Sacc. Syll. Fung. **5**: 856. 1887.

Agaricus papularis Fries, Nova Acta Soc. Sci. Upsal. III. **1**: 225. 1851.

Described from St. Thomas:—endemic.

13. **OMPHALIA** (Fries) S. F. Gray, Nat. Arr. Brit. Pl. **1**: 611. 1821.

1. **Omphalia euspeirea** (Berk. & Curt.) comb. nov.

Agaricus (Mycena) euspeireus Berk. & Curt. Jour. Linn. Soc. **10**: 285. 1868.

On decaying logs in woods, Porto Rico:—Cuba; Jamaica; continental South America.

2. **Omphalia lapidescens** (Horan.) Cohn & Schröt. Abh. Nat. Ver. Hamb. **11**: 15. 1891.

Reported from the Sintenis collection, Porto Rico:—Europe.

This species, in Europe, grows from a sclerotium, and only the sclerotial stage is said to be represented in the Sintenis collection, so that the occurrence of the species in this region is open to question.

14. **PANAEOLUS** Quél. Champ. Jura Vosg. 121. 1872.

1. **Panaeolus campanulatus** (L.) Quél. Jura Vosg. 122. 1872.

Agaricus campanulatus L. Sp. Pl. 1175. 1753.

Campanularius campanulatus (L.) Earle, Bull. N. Y. Bot. Gard. **5**: 434. 1909.

On manure and manured ground, Porto Rico:—probably cosmopolitan.

2. **Panaeolus solidipes** (Peck) Sacc. Syll. Fung. **5**: 1123. 1887.

Agaricus solidipes Peck, Ann. Rep. N. Y. State Cab. **23**: 101. 1872.

Campanularius solidipes (Peck) Murrill, Mycologia **10**: 31. 1918.

On horse manure, Porto Rico:—Cuba; Jamaica; continental North America.

15. **PANUS** Fries, Epicr. Myc. 396. 1838.

1. **Panus concavus** Berk. Ann. Mag. Nat. Hist. II. **9**: 194. 1852.

Lentidiellum concavum (Berk.) Murrill, Mycologia **7**: 216. 1915.

On dead wood, Porto Rico:—tropical America.

2. **Panus eugrammus** (Mont.) Fries, Nova Acta Soc. Sci. Upsal. III. **1**: 40. 1851.

Agaricus (Pleurotus) eugrammus Mont. Ann. Sci. Nat. II. **8**: 366. 1837.

On dead wood, Porto Rico:—tropical America.

The species has been variously named in *Pleurotus*, *Panus*, and *Lentinus*.

3. **Panus rudis** Fries, Epicr. Myc. 398. 1838.

Lentinus Lecomtei Fries, Syst. Orbis Veg. **77**. 1825.

On dead wood, Porto Rico:—continental North America.

16. **PILOSACE** Fries, Nova Acta Soc. Sci. Upsal. III. 1: 25. 1851.

1. **Pilosace tricholepis** (Fries) Sacc. Syll. Fung. 5: 1010. 1887.
Agaricus tricholepis Fries, Nova Acta Soc. Sci. Upsal. III. 1: 25. 1855.
 Described from St. Thomas:—endemic.

17. **PLICATURA** Peck, Ann. Rep. N. Y. State Mus. 24: 75. 1872.

1. **Plicatura obliqua** (Berk. & Curt.) Murrill, Mycologia 3: 25. 1911.
Marasmius obliquus Berk. & Curt. Jour. Linn. Soc. 10: 299. 1868.
 On dead wood, Porto Rico:—West Indies; continental South America.

18. **PSATHYRA** Fries, Hymen. Eur. 304. 1874.

1. **Psathyra byssina** Murrill, Mycologia 10: 33. 1918.
Atylospora byssina Murrill, Mycologia 10: 20. 1918.
 On dead wood, Porto Rico:—endemic.

19. **PSATHYRELLA** (Fries) Quél. Champ. Jura Vosg. 122. 1872.

1. **Psathyrella disseminatus** (Pers.) Quél. Champ. Jura Vosg. 123. 1872.
Psathyrella minutula (Schaeff.) Murrill, Mycologia 10: 26. 1918.
 On ground or on rotten wood, Porto Rico:—West Indies; continental North America; Europe.

2. **Psathyrella Stevensonii** Murrill, Mycologia 10: 28. 1918.

On garden soil, Porto Rico:—endemic.

20. **SCHIZOPHYLLUM** Fries, Obs. Myc. 1: 103. 1815.

1. **Schizophyllum Alneum** (L.) Schröt. Krypt.—Fl. Schles. 3¹: 553. 1889.
Agaricus Alneus L. Sp. Pl. 1176. 1753.
Schizophyllum communis Fries, Obs. Myc. 1: 103. 1815.
 On dead wood, Porto Rico; St. Thomas; St. Croix; Culebra; Mona Island;
 St. Jan; Tortola:—cosmopolitan.

21. **SCYTINOTUS** P. Karst. Bidr. Finl. Nat. Folk 32: 97. 1879.

1. **Scytinotus distantifolius** Murrill, N. Am. Fl. 9: 239. 1915.
 On dead sticks, Porto Rico:—endemic.

22. **STROPHARIA** (Fries) Quél. Champ. Jura Vosg. 110. 1872.

1. **Stropharia cubensis** Earle, Inf. An. Estac. Centr. Agron. Cuba 1: 240. 1906.
 On manure, Porto Rico:—Cuba.

23. **TRICHOLOMA** Quél. Champ. Jura Vosg. 38. 1872.

1. **Tricholoma dichropus** (Fries) Sacc. Syll. Fung. 5: 117. 1887.
Agaricus dichropus Fries, Nova Acta Soc. Sci. Upsal. III. 1: 22. 1851.
Melanoleuca dichropus (Fries) Murrill, Mycologia 3: 193. 1911.
 Described from St. Thomas:—endemic.
 Dr. Murrill records all the available information concerning this plant in
 Mycologia 3: 193-194. 1911.

Tribe 2. **GASTEROMYCETES.**

Hymenium (basidial layer) covered, either indefinitely or at least until the spores are ready for distribution.

This class includes all of those fungi commonly known as puffballs, stink-horns, bird's nest fungi, etc., in all of which the hymenium is developed internally, though in a few, as the stinkhorns, it emerges from the covering (peridium) in time to elevate the mature spores for better distribution.

Plants soft and fleshy, usually enclosed in a gelatinous volva when young, this remaining as a cup at the base of the mature plant; spore-bearing mass deliquescent and mucilaginous, often foetid.

Order 1. PHALLALES.

Plants small and cup-shaped or urn-shaped, opening at the top and containing seed-like bodies.

Order 2. NIDULARIALES.

Plants not entirely as above.

Ripe plant delhiscent at maturity and enclosing a mass of dusty spores, often mixed with capillitial threads; terrestrial or wood-inhabiting.

Order 3. LYCOPERDALES.

Ripe plants not as above; subterranean fungi; indehiscent; no capillitium present.

Order 4. HYMENOGASTRALES.

Order 1. **PHALLALES.**

Plants latticed or irregularly branched, sessile or stalked; gleba on the internal faces of the spore-bearing portion.

Fam. 1. CLATHRACEAE.

Plants tubular or cylindric, capitate, the gleba external or becoming so.

Fam. 2. PHALLACEAE.

Family 1. **Clathraceae.**1. **CLATHRUS** (Mich.) L. Sp. Pl. 1179. 1753.1. **Clathrus cancellatus** L. Sp. Pl. 1179. 1753.

On the ground, Porto Rico:—subtropical North America; southern Europe; northern Africa; rare.

The species was reported from the Sintenis collection and was collected by Whetzel and Kern in 1924, the latter specimen determined by Lloyd.

3. **Clathrus crispus** Turpin, Dict. Sci. Nat. Atlas Veg. Acotyl. pl. 49. 1821.

On the ground, Porto Rico, Santo Domingo:—tropical America.

2. **LATERNEA** Turpin, Dict. Sci. Nat. 25: 248. 1822.1. **Laternea columnata** Nees & Henry, Syst. Pilze 13. 1858.

Reported from the Sintenis collection but not otherwise known; Porto Rico:—North and South America.

2. **Laternea triscapa** Turpin, Dict. Sci. Nat. 25: 248. 1822.

On garden soil, Porto Rico:—Santo Domingo; Cuba; Java.

3. **LYSURUS** Fries, Syst. Myc. 2: 285. 1823.1. **Lysurus borealis** (Burt) Lloyd, Myc. Notes 1: 183. 1904.

Anthurus borealis Burt, Mem. Boston Soc. Nat. Hist. 3: 504. 1894.

On sandy soil, Porto Rico:—continental North America and Europe.

Collected by Margaret S. Brown, 5911, in 1922.

Family 2. **PHALLACEAE.**

Two genera are known from the region, *Dictyophora* and *Mutinus*, the former with a distinct pileus on which the spore mass is produced, the latter a simple hollow stem with the spore mass on the upper part.

1. **DICTYOPHORA** Desv. Jour. de Bot. 2: 92. 1809.1. **Dictyophora indusiatus** (Vent.) comb. nov.

Phallus indusiatus Vent. Mem. Inst. Nat. Sci. Arts, Math. Phys. 6: 520. 1798.

Dictyophora phalloidea Desv. Jour. de Bot. 2: 92. 1809.

On soil, Porto Rico:—widely distributed.

2. **MUTINUS** Fries, Summa Veg. Scand. 434. 1849.1. **Mutinus caninus** (Huds.) Fries, Summa Veg. Scand. 434. 1849.

Phallus caninus Huds. Fl. Angl. 630. 1798.

On the ground, Porto Rico:—continental America; Europe.

Order 2. **NIDULARIALES.**

The order contains a single family, Nidulariaceae.

Family 1. **NIDULARIACEAE.**

But a single genus, *Cyathus*, has been reported from the region. *Nidularia* is the only other genus with a distribution that would render it likely that it might be found. *Nidularia* is easily separated from *Cyathus* in that the cups are globose rather than urn-shaped, and the peridioles (seed-like bodies within the cups) are not attached by cords (funiculi) to the wall of the cup as in *Cyathus*.

1. **CYATHUS** Heller, Hist. Stirp. Helv. 3: 127. 1768.1. **Cyathus costatus** Lloyd, sp. nov.

On manure, Porto Rico:—endemic.

The species is to be published by Lloyd in Mycological Notes, from Fink's collections in 1915-16.

2. **Cyathus Earlei** Lloyd, The Nidulariaceae 26. 1906.

On dead wood, Porto Rico:—Cuba; Hawaii.

3. **Cyathus fimicola** Lloyd, sp. nov.

On manure, Porto Rico:—endemic.

The species is to be described by Lloyd in Mycological Notes, from Fink's collections in 1915-16.

4. **Cyathus Hookeri** Berk. in Hooker's Jour. Bot. 6: 204. 1854.

On the ground, Porto Rico:—India.

The species was determined by Lloyd from Fink's collections in 1915-16. I believe there are other stations represented in the Lloyd Museum but I did not make note of them.

5. **Cyathus microsporus** Tul. Ann. Sci. Nat. III. 1: 73. 1844.

On dead wood, Porto Rico:—tropical America.

Among others, a collection, 9050, by Stevens in 1915, and one, 659, by Seaver and Chardon in 1923, are referred here after comparisons in the Lloyd Museum.

6. **Cyathus Montagnei** Tul. Ann. Sci. Nat. III. 1: 70. 1844.
On the ground, Porto Rico:—Brazil.
The plants were determined by Lloyd from Fink's collections in 1915-16, 708.
7. **Cyathus pallidus** Berk. & Curt. Jour. Linn. Soc. 10: 340. 1868.
On wood, Porto Rico:—Cuba.
8. **Cyathus Poëppigii** Tul. Ann. Sci. Nat. III. 1: 77. 1844.
On the ground and on wood, Porto Rico:—Cuba; South America.
9. **Cyathus stercoreus** (Schw.) De-Toni in Sacc. Syll. Fung. 7: 40. 1888.
Nidularia stercorca Schw. Trans. Am. Phil. Soc. II. 4: 253. 1832.
On the ground and on wood, Porto Rico:—Europe; continental North America; Africa.
10. **Cyathus triplex** Lloyd, The Nidulariaceae 23. 1906.
On sticks, St. Thomas:—Mauritius.
11. **Cyathus striatus** (Huds.) Hoffm. Veg. Crypt. 2: 33. 1790.
Peziza striata Huds. Fl. Angl. 634. 1778.
On the ground and on wood, Porto Rico:—Europe; continental North America; Africa.

Order 3. LYCOPERDALES.

- Capillitium none; plants very small, wood-inhabiting, more or less gelatinous. Fam. 1. Sphaerobolaceae.
- Capillitium none; plants ground-inhabiting; not gelatinous. Fam. 2. Sclerodermaceae.
- Capillitium present, mixed with the spores; mostly ground-inhabiting; not at all gelatinous. Fam. 3. Lycoperdaceae.

Family 1. SPHAEROBOLACEAE.

The family contains a single genus *Sphaerobolus*, of uncertain affinities.

1. **SPHAEROBOLUS** Tode, Fungi Meckl. 1: 43. 1790.

1. **Sphaerobolus stellatus** Tode, Fungi Meckl. 1: 43. 1790.
On cane trash and on rotten wood, Porto Rico:—widely distributed.

Family 2. SCLERODERMACEAE.

A single genus *Arachnion* has been reported from the region. The interior is ash-colored and the plants less than 1 cm. diameter. The genus *Scleroderma* also occurs, but the specific identity of the collections has not been determined. In *Scleroderma* the interior is dark-colored from a very early stage.

1. **ARACHNION** Schw. Schr. Nat. Ges. Leipzig 1: 59. 1822.

1. **Arachnion album** Schw. Schr. Nat. Ges. Leipzig 1: 59. 1822.
On the ground, Porto Rico:—continental North and South America.

Family 3. **LYCOPERDACEAE.**

1. **CATASTOMA** Morgan, Jour. Cin. Soc. Nat. Hist. 14: 142. 1892.

1. **Catastoma anomalum** (Cooke & Masee) Lloyd, Lycoperd. Austral. 27. 1905.

Bovista anomalum Cooke & Masee, Grevillea 18: 6. 1889.

On the ground, Porto Rico, Santo Domingo; Australia.

This rare species, known hitherto only from Australia, was collected by N. L. and E. G. Britton in 1924, 8021. The species was determined for me by Lloyd who regards it as the only *Catastoma* with a definite protruding mouth, resembling the mouth of a *Geaster*.

2. **Catastoma circumscissum** (Berk. & Curt.) Lloyd, Myc. Notes 1: 78. 1901.

Bovista circumscissa Berk. & Curt. Grevillea 2: 50. 1873.

On lawn, Porto Rico:—temperate and tropical regions.

A collection by Earle in 1921 has the spores 4–6 μ diameter and slightly echinulate, agreeing with those of this species rather than with *C. subterraneum*, which Lloyd reports as with spores 6–8 μ diameter.

2. **DIPLOCYSTIS** Berk. & Curt. Jour. Linn. Soc. 10: 344. 1868.

1. **Diplocystis Wrightii** Berk. & Curt. Jour. Linn. Soc. 10: 344. 1868.

On the ground, Porto Rico; St. Croix:—Cuba; Bahamas.

The remains of this rather common species appear as a coarse honeycomb-like mass several inches in extent on dry ground.

3. **GEASTER** Micheli, Nov. Pl. Gen. 220. 1729.

1. **Geaster Dybowski** Pat. Bull. Soc. Myc. Fr. 18: 300. 1902.

On the ground, Porto Rico:—Oubangui.

The species was determined by Lloyd from Fink's collections in 1915–16.

2. **Geaster Lloydii** Bres. & Pat. in Lloyd Myc. Notes 1: 50. 1901.

On root of upturned tree, Porto Rico:—Samoa.

The plants were determined by Lloyd from Fink's collections in 1915–16, 520.

3. **Geaster Hariotii** Lloyd, Myc. Notes 2: 311. 1907.

On the ground, St. Thomas:—South America.

4. **Geaster mirabilis** Mont. Ann. Sci. Nat. IV. 3: 139. 1855.

On the ground, Porto Rico:—continental North America; Ceylon; Africa.

5. **Geaster saccatus** Fries, Syst. Myc. 3: 16. 1829.

On the ground, Porto Rico:—cosmopolitan.

6. **Geaster striatulus** Kalchbr. Grevillea 9: 3. 1880.

On the ground in pastures, Porto Rico:—Florida.

After microscopic comparisons at the Lloyd museum, I refer here with considerable certainty a collection by Earle in 1922. The mouth of the inner peridium is beautifully sulcate. Spores 5–6 μ .

7. **Geaster subiculosum** Cooke & Masee, *Grevillea* 15: 97. 1887.
On the ground, Porto Rico:—Australia.
Four collections made by Fink, 1271, in 1915-16 are referred here by Lloyd, though the species is not listed in his monograph, *The Geastrae*.
8. **Geaster velutinus** Morgan, *Jour. Cinn. Soc. Nat. Hist.* 18: 38. 1895.
On the ground, Porto Rico:—continental North America.
4. **LYCOGALOPSIS** Fischer, *Ber. Deuts. Bot. Ges.* 4: 192. 1886.
1. **Lycogalopsis subiculosum** Lloyd, sp. nov.
On dead wood, Porto Rico.
The plants were determined by Lloyd from Fink's collections in 1915-16.
5. **LYCOPERDON** (Tourn.) L. *Sp. Pl.* 1183. 1753.
1. **Lycoperdon albinum** Cooke, *Jour. Roy. Mic. Soc.* 1887: 723.
On the ground, Porto Rico:—Brazil.
Specimens of this species were determined by Lloyd.
2. **Lycoperdon cruciatum** Rostk.; Sturm, *Deuts. Fl. Pilze* 5: 19. 1844.
On soil and on rotten wood, Porto Rico:—Europe; continental North America.
3. **Lycoperdon fimicola** Lloyd, sp. nov.
On manure, Porto Rico:—endemic.
The species is to be described by Lloyd in *Mycological Notes*, from specimens in Fink's collections of 1915-16.
4. **Lycoperdon fuligineum** Berk. & Curt. *Jour. Linn. Soc.* 10: 345. 1868.
On very rotten wood, Porto Rico:—Cuba; Florida; Brazil.
A collection made by Earle, 293, in 1920 is referred here after comparisons in the Lloyd Museum. Also one by Britton and Cowell, 3125, collected in 1914.
5. **Lycoperdon pyriforme** Schaeff. *Ic. Myc. pl.* 185. Ind. 128. 1774.
On the ground, Porto Rico:—cosmopolitan.
6. **Lycoperdon pusillum** Batsch, *Elench. Fung.* 2: 123. 1789.
On humus and cane trash, Porto Rico:—cosmopolitan.
7. **Lycoperden Wrightii** Berk. & Curt. *Grevillea* 2: 50. 1873.
On the ground, Porto Rico:—continental North America.
A collection by Stevenson, 7014, in 1915.
6. **TYLOSTOMA** Pers. *Syn. Fung.* 139. 1801.
1. **Tylostoma Berkeleyi** Lloyd, *The Tylostomeae* 25. 1906.
On ground, Porto Rico:—subtropical America.
A single collection made by E. G. & N. L. Britton in 1924, 8018, is referred here with some apprehension after comparisons in the Lloyd Museum.

2. **Tylostoma exasperatum** Mont. Pl. Cell. Cuba 317. 1856.

On dead wood, Porto Rico:—Cuba, Ceylon.

3. **Tylostoma volvulatum** Borsch; Sorokin, Rev. Myc. 12: 50. 1890.

On the ground, Porto Rico:—Africa.

The species is admitted on the determination of Coker. It was collected by Seaver and Chardon, 142, in 1923.

ADDENDA.

- Amphinectria portoricensis** Speg. Bol. Acad. Nac. Ci. Cordoba 26: 346. 1924.

On *Comocladia glabra* (Schultes) Spreng., Porto Rico:—endemic.

(Insert before *Calonectria* page 41.)

- Coniothyrium concentricum** (Desm.) Sacc. Michelia 1: 204. 1884.

Phoma concentrica Desm. Ann. Sci. Nat. II 13: 189. 1840.

On *Yucca aloifolia* L.; Porto Rico:—Europe; West Indies.

- Perisporium Bromeliae** Stevens, Trans. Ill. Acad. Sci. 10: 168. 1917.

On *Bromelia Pinguin* L. Porto Rico:—endemic.

(Insert after *Perisporina*, page 38.)

In addition to the slime-molds listed the following additional species have been collected by Mr. Robert Hagelstein during January and February, 1926:

Comatricha irregularis Rex; **Cribraria intricata** Schrad.; **Cribraria violacea** Rex; **Diderma hemisphericum** (Bull.) Horne; **Lamproderma arcyronema** Rost.; **Lamproderma violaceum** (Fries) Rost.; **Ophiotheca Wrightii** Berk. & Curt.; **Physarum nutans** Pers.; **Physarum polycephalum** Schw.; **Physarum reniforme** (Mass.) Lister; **Physarum sessile** Brandza; **Stemonitis hyperopta** Meyl.

HOST-INDEX

- Abelmoschus esculentus**
 Acrostalagmus albus, 88
 Cercospora Hibisci, 94
 Choanephora Cucurbitarum, 14
- Abutilon hirtum**
 Puccinia heterospora, 130
- Abutilon indicum**
 Puccinia heterospora, 130
- Abutilon umbellatum**
 Phyllosticta hibiscina, 82
 Puccinia heterospora, 130
- Abutilon sp.**
 Asterina diplocarpa, 19
- Acacia Farnesiana** see
Vachellia Farnesiana
- Acacia riparia**
 Ravenelia Stevensii, 118
- Acalypha bisetosa**
 Appendiculella arecibensis, 28
- Achyranthes aspera** see
Centrostachys aspera
- Achyranthes portoricensis**
 Cercospora Alternantherae, 92
- Achyranthes sessilis**
 Guignardia Cephalariae, 60
- Acnistus arborescens**
 Irene portoricensis, 30
- Acrista monticola** see
Euterpe globosa
- Acrocomia aculeata**
 Cercospora Acrocomiae, 92
 Pestalozzia Palmarum, 88
- Acrocomia media** see
Acrocomia aculeata
- Adelia Bernardia**
 Cercospora Bernardiae, 92
- Adenoropium gossypifolium**
 Uredo jatrophiicola, 142
- Adiantum latifolium**
 Desmella superficialis, 120
 Meliola pteridicola, 36
 Micropeltis Marattiae, 26
- Adiantum tenerum**
 Phyllosticta adianticola, 80
- Aegiphila martinicensis**
 Guignardia prominens, 61
- Aeschynomene americana**
 Phakopsora (?) Aeschynomensis,
 113
- Agati grandiflora**
 Cladosporium herbarum, 97
- Agave sisalana**
 Dothidella Parryi, 49
 Lembosia Dendrochili, 23
- Ageratum conyzoides**
 Puccinia Conoclinii, 127
- Aklema petiolare**
 Puccinia velata, 138
- Albizzia Lebbeck**
 Phoma lathyrina, 80
 Phyllosticta divergens, 81
- Alchornea latifolia**
 Olivea capituliformis, 114
- Allium Cepa**
 Macrosporium parasiticum, 100
 Macrosporium Porri, 100
 Urocystis cepulae, 110
- Allophylus crassinervis**
 Meliola Thouiniae, 37
- Alpinia antillarum**
 Phyllachora Renealmiae, 53
- Alternanthera sessilis** see
Achyranthes sessilis
- Amaranthus gracilis**
 Albugo Bliti, 12
- Amaranthus viridis**
 Albugo Bliti, 12
- Amomis caryophyllata**
 Meliola amomicola, 31
- Amphiglottis corymbosa**
 Uredo Guacae, 141
- Amphiglottis difformis**
 Uredo Guacae, 141
- Amygdalus persica**
 Tranzschelia punctata, 119
- Amyris elemifera**
 Meliola monensis, 35
 Micropetidium monense, 25
 Stevensula monensis, 38
- Anacardium sp.**
 Asterina carbonacea, 18
- Ananas Ananas**
 Nectria Ananatis, 44
 Thielaviopsis paradoxa, 101
- Ananas sativus** see
Ananas Ananas
- Andira inermis**
 Cercospora Stevensii, 96
 Meliola Andirae, 31
 Physalospora Andirae, 63
- Andropogon bicornis**
 Endodothella tetraspora, 50
 Meliola Panici, 35
 Myriogenospora Bresadoleana, 50
 Tolyposporella Brunkii, 110
- Andropogon brevifolius** see
Schizachyrium brevifolium
- Andropogon leucostachys**
 Dothichloe atramentosa, 48
 Phyllachora luteo-maculata, 52
- Anemia adiantifolia**
 Meliola pteridicola, 36
 Mycosphaerella subastoma, 62

- Annona montana**
 Brachysporium stemphylioides, 92
 Triposporium stelligerum, 101
- Anthracanthus spinosus**
 Uromyces Anthracanthi, 121
- Anthurium acaule**
 Mycosphaerella Anthurii, 61
- Anthurium scandens**
 Phyllachora Engleri, 52
 Uredo Anthurii, 139
- Apium graveolens** see
Celeri graveolens
- Arachis hypogaea**
 Cercospora personata, 95
 Uromyces Arachidis, 121
- Aralia arborea** see
Dendropanax arboreum
- Areca Catechu**
 Pestalozzia Palmarum, 88
- Argemone mexicana**
 Cladosporium guanicensis, 97
 Septoria Chelidonii, 83
- Aristida portoricensis**
 Dothichloe Aristidae, 49
- Arracacia xanthorrhiza**
 Erysiphe Polygoni, 27
- Arthrostylidium multispicatum**
 Gloniella rubra, 76
- Arthrostylidium sarmentosum**
 Dimeriopsis arthrostylidicola, 29
- Artocarpus communis**
 Uredo Artocarpi, 139
 Zignoella algaphila, 59
- Asclepias curassavica**
 Cercospora venturioides, 96
 Puccinia conrescens, 127
 Uromyces Howei, 123
- Asclepias nivea**
 Puccinia conrescens, 127
- Aspidiotus destructor**
 Cephalosporium Lecanii, 89
- Asterandra grandifolia**
 Phakopsora fenestrala, 113
- Aulographum Cestri**
 Scolecopeltis Cestri, 26
- Avicennia nitida**
 Irene sepulta, 31
- Axonopus compressus**
 Myriogenospora Bresadoleana, 50
 Puccinia tubulosa, 137
 Trichostroma Axonopi, 105
- Bambos vulgaris**
 ? Melanconium Saccharinum, 87
 Uredo ignava, 142
- Bambos** sp.
 Graphium squarrosum, 102
- Banisteria laurifolia**
 Meliola rectangularis, 36
- Banisteria tomentosa** see
Stigmaphyllon tomentosum
- Batocydia Unguis**
 Hypocrella disjuncta, 47
- Bauhinia Pauletia**
 Uromyces jamaicensis, 124
- Bauhinia** sp.
 Cladosporium herbarum, 97
- Bernardia Bernardia** see
Adelia Bernardia
- Beta vulgaris**
 Cercospora beticola, 92
- Bidens cynapiifolia**
 Uromyces bidenticola, 121
- Bidens leucantha** see
Bidens pilosa
- Bidens pilosa**
 Entyloma guaraniticum, 111
 Sphaerotheca Humuli, 28
 Thecaphora pustulata, 110
 Uromyces bidenticola, 121
 Uromyces Bidentis, 121
- Bidens reptans**
 Sphaerotheca Humuli, 28
- Bignonia aequinoctialis** see
Cydista aequinoctialis
- Bignonia Unguis** see
Batocydia Unguis
- Bihai Bihai**
 Puccinia Heliconiae, 130
- Bihai borinquena** see
Bihai Bihai
- Bixa Orellana**
 Cercospora Bixae, 92
 Phyllosticta bixina, 80
 Uredo Bixae, 140
- Blechnum occidentale**
 Milesia australis, 114
- Blechnum Blechnum**
 Puccinia Ruelliae, 136
- Blechnum Brownei** see
Blechnum Blechnum
- Bletia patula**
 Uredo nigropuncta, 143
- Boerhaavea coccinea**
 Albugo platensis, 12
- Boerhaavea erecta**
 Albugo candida, 12
 Albugo platensis, 12
- Boerhaavea hirsuta** see
Boerhaavea coccinea
- Borreria laevis**
 Meliola Psychotriae, 36
 Puccinia laterita, 132
- Borreria ocimoides**
 Meliola Psychotriae, 36
- Borreria verticillata**
 Puccinia laterita, 132
 Uredo Borreriae, 140
- Bourreria succulenta**
 Phyllachora Bourreriae, 51
- Brachyramphus intybaceus**
 Puccinia Arthurella, 126

- Bradburya pubescens**
Cercospora Bradburyae, 93
- Bradburya virginiana**
Meliola bicornis, 31
Phyllachora Lathyri, 52
- Brassica campestris**
Colletotrichum Higginsianum, 86
- Brassica integrifolia**
Albugo candida, 12
- Brassica oleracea**
Bacillus campestris, 9
- Brassica rapa** see
Brassica campestris
- Brassica** sp.
Cercospora Bloxami, 92
- Bromelia Pinguin**
Perisporium Bromeliae, 181
- Bromelia** sp.
Echidnodes Bromeliacearum, 22
- Brugmansia suaveolens**
Alternaria Solani, 91
- Brunellia comocladifolia**
Asterina Kernii, 19
Phyllachora Massinii, 53
- Buchenavia capitata**
Uredo Buchenaviae, 140
- Bucida Buceras**
Trabutia Bucidae, 55
- Byrsonima crassifolia**
Crossospora notata, 115
- Byrsonima cuneata**
Meliola Byrsonimae, 31
- Byrsonima lucida** see
Byrsonima cuneata
- Caesalpinia Bonduc** see
Guilandina Bonduc
- Caesalpinia Crista** see
Guilandina Crista
- Caesalpinia pulcherrima** see
Poinciana pulcherrima
- Caesalpinia** sp.
Ravenelia Caesalpiniae, 117
- Cajan Cajan**
Botryosphaeria xanthocephala, 65
Cercospora Cajani, 93
Creonectria grammicospora, 42
Thyronectria megalospora, 46
Uromyces Dolicholi, 122
- Cajanus indicus** see
Cajan Cajan
- Caladium bicolor** see
Cyrtospadix bicolor
- Caladium Colocasia**
Phyllosticta colocasicola, 81
- Calathea lutea**
Puccinia Cannae, 127
- Calophyllum antillanum**
Appendiculella Calophylli, 28
Lembosia Sepotae, 23
Meliolidium portoricensis, 37
Perisporina portoricensis, 38
- Calophyllum Calaba** see
Calophyllum antillanum
- Calophyllum** sp.
Microthyrium Calophylli, 23
- Calopogonium orthocarpum**
Cercospora borinquensis, 92
Meliola bicornis var. Calopogoni, 31
- Calotropis procera**
Cladosporium Calotropidis, 97
- Calyptracordia alba**
Metasphaeria abortiva, 63
- Calyptranthes Krugii**
Catacauma Urbanianum, 50
- Campelia Zanon**
Uredo Campellae, 140
- Canavali ensiformis**
Cerotelium Canavaliae, 115
- Canavali gladiata**
Cerotelium Canavaliae, 115
- Canavali maritima**
Cladosporium herbarum, 97
- Canavalia obtusifolia** see
Canavali maritima
- Canella Winterana**
Meliola Thouiniaie, 37
Scoleopeltis portoricensis, 26
Triposporium stelligerum, 101
- Canna coccinea**
Cladosporium herbarum, 97
Haplographium portoricense, 98
Puccinia Cannae, 127
- Canna glauca**
Cladosporium herbarum, 97
Puccinia Cannae, 127
- Canna indica**
Myrmaecium Cannae, 65
- Canna** sp.
Puccinia Cannae, 127
- Capriola Dactylon**
Puccinia Cynodontis, 128
Sclerotium portoricense, 106
- Capsicum annuum**
Acrostalagmus albus, 88
Cercospora Capsici, 93
Colletotrichum nigrum, 86
Glomerella piperata, 59
Phytophthora terrestris, 13
- Capsicum frutescens**
Glomerella piperata, 59
Meliola capsicola, 32
- Cardiospermum Halicacabum**
Puccinia arechavelatae, 126
- Cardiospermum microcarpum**
Puccinia arechavelatae, 126
- Carica Papaya**
Pucciniopsis Caricae, 104
Zygosporium oschiodes, 101
- Casearia aculeata**
Meliola Paulliniaie, 35

- Casearia arborea**
Meliola Paulliniaae, 35
Nectria meliolicola, 44
- Casearia guianensis**
Meliola Paulliniaae, 35
- Casearia ramiflora** see
Casearia guianensis
- Casearia sylvestris**
Meliola Paulliniaae, 35
Nectria meliolicola, 44
Scolecopeltis micropeltiformis, 26
- Casearia** sp.
Cercospora Caseariae, 93
- Cassia alata** see
Herpetica alata
- Cassia emarginata** see
Isandrina emarginata
- Cassia fistula**
Phyllachora Canafistulae, 51
- Cassia grandis**
Phyllachora Canafistulae, 51
- Cassia occidentalis** see
Ditremexa occidentalis
- Cassia quinqueangulata** see
Chamaefistula antillana
- Cassia tora** see
Emelista tora
- Cassia** sp.
Cicinnobolus Cesatii, 79
Oidium sp., 90
- Cayaponia americana**
Phaeodimeriella Cayaponiae, 38
Uromyces Hellerianus, 123
- Cayaponia racemosa**
Uromyces Hellerianus, 123
- Cayaponia** sp.
- Cecropia peltata**
Anthostomella Cecropiae, 59
Passalora Cecropiae, 100
- Cecropia** sp.
Phialea Cecropiae, 74
Cercospora cucurbiticola, 94
Diplosporium album fungicola, 89
- Cedrela odorata**
Doassansia Sintenisii, 111
Parodiopsis meliolioides, 37
- Celeri graveolens**
Phyllosticta Apii, 80
Septoria Petroselini, 84
- Cenchrus carolinianus**
Puccinia Cenchrif, 127
- Cenchrus echinatus**
Puccinia Cenchrif, 127
- Cenchrus viridis**
Puccinia Cenchrif, 127
- Centella asiatica**
Septoria asiatica, 83
- Centrostachys aspera**
Albugo Bliti, 12
Cercospora Achyranthis, 92
- Cephaleuros virescens**
Zignoella algaphila, 59
- Cerdana alliadora**
Puccinia Cordiae, 128
- Cestrum laurifolium**
Asterina coriacella, 18
Asterina solanicola, 20
Meliola Gesneriae, 33
Uromyces Cestri, 122
- Cestrum macrophyllum**
Asterina coriacella, 18
Asterina solanicola, 20
Meliola Gesneriae, 33
Uromyces Cestri, 122
- Cestrum** sp.
Aulographum Cestri, 21
Epicoccum neglectum, 103
Meliola Cestri, 32
Scolecopeltis Cestri, 26
- Chaetochloa geniculata**
Puccinia substriata, 137
- Chaetochloa imberbis** see
Chaetochloa geniculata
- Chaetochloa setosa**
Puccinia Cameliae, 126
- Chamaecrista aeschinomene**
Erysiphe Polygoni, 27
Ravenelia cassiaeicola, 117
- Chamaecrista diphylla**
Erysiphe Polygoni, 27
- Chamaecrista glandulosa** see
Chamaecrista Swartzii
- Chamaecrista granulata**
Meliola chamaecristicola, 32
- Chamaecrista Swartzii**
Ravenelia cassiaeicola, 117
- Chamaecrista** sp.
Meliola Chamaecristae, 32
- Chamaefistula antillana**
Meliola toruloidea, 37
Uredo lutea, 143
- Chamaesyce brasiliensis** see
Chamaesyce hyssopifolia, 124
- Chamaesyce hirta**
Oidium Cyparissiae, 89
Uromyces proëminens, 124
- Chamaesyce hypericifolia**
Ceroseptoria Chamaesyceae, 84
Microsphaera Euphorbiae, 27
Uromyces proëminens, 124
- Chamaesyce hyssopifolia**
Microsphaera Euphorbiae, 27
Uromyces proëminens, 124
- Chamaesyce nutans**
Uromyces proëminens, 124
- Chamaesyce prostrata**
Uromyces proëminens, 124
- Chamaesyce serpens**
Uromyces proëminens, 124
- Chamaesyce** sp.
Oidium Cyparissiae, 89

- Chiococca alba**
 Meliola Chiococcae, 32
 Meliola Psychotriacae, 36
 Triposporium stelligerum, 101
- Chloris petraea** see
Eustachys petraea
- Chrysobalanus Icaco**
 Asterina Schroeteri, 20
 Mycosphaefella Chrysobalani, 61
 Pestalozzia funerea, 87
- Chrysobalanus sp.**
 Asterina Schroeteri, 20
- Chrysophyllum oliviforme**
 Asterina Chrysophylli, 18
- Chrysophyllum sp.**
 Meliola ocoteicola, 35
- Cicca disticha**
 Phakopsora fenestrata, 113
- Cissus erosa**
 Mykoserinx Cissi, 109
- Cissus sicyoides**
 Endophyllum circumscriptum, 116
 Meliola Merrillii, 34
 Mykoserinx Cissi, 109
 Phyllosticta cissicola, 81
- Cissus trifoliata**
 Mykoserinx Cissi, 109
- Citrullus Citrullus**
 Cercospora citrullina, 93
- Citrullus vulgaris** see
Citrullus Citrullus
- Citrus decumana** see
Citrus grandis
- Citrus grandis**
 Capnodium Citri, 39
 Corticium salmonicolor, 150
 Fusarium Limonis, 104
 Septobasidium lilacinum, 146
- Citrus sinensis**
 Alternaria Citri, 91
 Leptothyrium Pomi, 85
- Citrus sp.**
 Cladosporium Citri, 97
 Colletrotrichum gloeosporioides, 86
 Corticium confluens, 150
 Corticium salmonicolor, 150
 Diplodia natalensis, 79
 Glomerella rufomaculans, 59
 Microcera Fujikuroi, 104
 Myrothecium verrucaria, 104
 Penicillium digitatum, 17
 Penicillium italicum, 17
 Peniophora cinerea, 152
 Pestalozzia Guelpini, 88
 Phomopsis Citri, 80
 Scoleconectria coccicola, 45
 Septobasidium spongia, 147
 Sphaerostilbe coccophila, 46
 Tubercularia coccicola, 105
- Cladium effusum** see
Mariscus jamaicensis
- Cleome spinosa**
 Cercospora conspicua, 93
- Clibadium erosum**
 Endophyllum decoloratum, 116
- Clidemia hirta**
 Irene Melastomacearum, 30
 Trichothyrium dubiosum, 40
- Clidemia strigillosa**
 Irene Melastomacearum, 30
- Clitoria cajanifolia** see
Martiusia laurifolia
- Clitoria rubigonosa** see
Martiusia rubiginosa
- Clusia Gundlachii**
 Asterina solanicola, 20
 Guignardia Clusiae, 60
 Meliola Clusiae, 32
 Mycosphaerella Guttiferae, 62
- Clusia Krugiana**
 Parodiopsis melioloides, 37
- Clusia rosea**
 Coccomyces Clusiae, 77
 Ellisiella portoricensis, 97
 Mycosphaerella Clusiae, 61
 Pestalozzia funerea, 87
 Phyllosticta Clusiae, 81
 Uredo Clusiae, 140
- Clusia sp.**
 Lophodermium platyplacum, 76
 Physarum bitectum, 5
 Stictis foliicola, 78
- Coccolobis diversifolia**
 Microclava Coccolobae, 100
- Coccolobis laurifolia**
 Lembosia portoricensis, 23
 Meliola rectangularis, 36
 Phyllachora simplex, 54
 Scolecopeltis pachyasca, 26
 Seynesia Coccolobae, 25
- Coccolobis nivea** see
Coccolobis venosa
- Coccolobis pirifolia**
 Lembosidium portoricense, 23
 Meliola praetervisa, 36
- Coccolobis Sintenisii**
 Meliola praetervisa, 36
- Coccolobis uvifera**
 Asterina Coccolobae, 18
 Lembosia Coccolobae, 22
 Lembosia Philodendri, 23
 Lembosia tenella, 23
 Pestalozzia Coccolabae, 87
 Phyllosticta Coccolobae, 81
 Uredo Coccolobae, 140
- Coccolobis venosa**
 Clypeotrabutia portoricensis, 60
- Coccolobis sp.**
 Melasmia Coccolibis, 85
- Coccopsis repens** see
Tontanea herbacea

- Coccothrinax alta** see
Coccothrinax argentea
- Coccothrinax argentea**
 Meliola furcata, 33
- Coccus mangifera**
 Cephalosporium Lecanii, 89
- Cocos nucifera**
 Cephalosporium Lecanii, 89
 Pestalozzia Palmarum, 88
 Rosellinia St. Cruciana, 58
 Thielaviopsis paradoxa, 101
 Valsa chlorina, 64
- Coffea arabica**
 Cercospora coffeicola, 93
 Colletotrichum coffeanum, 85
 Hemileia vastatrix, 119
 Scolecopeltis longispora, 26
- Coffea sp.**
 Stilbella flavida, 103
- Coleosporium Ipomoeae**
 Monosporium uredinicolum, 89
 Ramularia Coleosporii, 90
- Colubrina reclinata**
 Asterina Colubrinae, 18
- Commelina elegans**
 Illosporium Commelinae, 104
 Mycosphaerella tetraspora, 62
 Phakopsora tecta, 113
 Uromyces Commelinae, 122
- Commelina longicaulis**
 Didymium nigripes, 6
 Illosporium Commelinae, 104
 Phakopsora tecta, 113
 Phyllosticta commelinicola, 81
- Commelina nudiflora** see
Commelina longicaulis
- Commelina virginica** see
Commelina elegans
- Comocladia glabra**
 Amphinetria portoricensis, 181
 Meliola Comocladiae, 32
 Micropeltidium portoricense, 25
- Cordia alliodora** see
Cerdana alliodora
- Cordia glabra**
 Diatractium Cordiae, 50
 Hypospila cordiana, 57
- Cordia nitida**
 Irene longipoda, 30
- Cordia sulcata**
 Dimeriella Cordiae, 28
 Seynesia Cordiae, 25
- Cordyline terminalis** see
Dracaena terminalis
- Corioliopsis rigida**
 Hypomyces rosellus, 47
- Cosmos caudatus**
 Erysiphe Cichoracearum, 27
 Uromyces bidenticola, 121
- Cosmos sp.**
 Oidium sp., 90
 Sphaerotheca Humuli, 28
- Cracca cinerea**
 Ravenelia caulicola, 118
- Crassina elegans**
 Cercospora atricincta, 92
- Crescentia cucurbitina** see
Enallagma latifolia
- Crescentia Cujete**
 Morenoella Calami, 23
- Crinum sp.**
 Cercospora Pancratii, 95
- Critonia portoricensis**
 Appendiculella compositarum portoricensis, 28
 Perisporina Meliolae, 38
 Phaeodothiopsis Eupatorii, 55
 Puccinia Conoclinii, 128
- Crossopetalum pallens** see
Rhacoma Crossopetalum
- Crotalaria retusa**
 Microsphaera diffusa, 27
 Oidium sp., 90
- Croton lobatus**
 Cercospora Tiglii, 96
- Croton lucidus**
 Phyllachora Tragiae, 54
 Phyllosticta portoricensis, 82
- Cucumis Melo**
 Colletotrichum lagenarium, 86
 Mycosphaerella citrullina, 61
 Phyllosticta citrullina, 81
 Pseudoperonospora cubensis, 12
- Cucumis sativus**
 Acrostalagmus albus, 88
 Colletotrichum lagenarium, 86
 Phyllosticta Cucurbitacearum, 81
 Pseudoperonospora cubensis, 12
- Cucurbita Lagenaria**
 Cercospora Cucurbitae, 93
- Cucurbita Melo**
 Colletotrichum Lindemuthianum, 86
- Cucurbita moschata** see
Pepo moschata
- Cupania americana**
 Meliola Cupaniae, 32
 Meliola praetervisa, 36
 Meliola Thouinia, 37
- Cuphea Parsonsia** see
Parsonsia Parsonsia
- Curcas Curcas**
 Uredo jatrophicola, 142
- Curcas hernandifolius**
 Meliola Jatrophae, 34
- Cydista aequinoctialis**
 Puccinia aequinoctialis, 125
- Cymbopogon sp.**
 ? Melanconium Saccharinum, 87

- Cynodon Dactylon** see
Capriola Dactylon
- Cyperus articulatus**
Puccinia canaliculata, 126
- Cyperus brunneus**
Puccinia Cyperi-tagetiformis, 128
- Cyperus cayennensis**
Puccinia Cyperi, 128
- Cyperus distans**
Puccinia Cyperi-tagetiformis, 128
- Cyperus ferax**
Puccinia canaliculata, 126
- Cyperus giganteus**
Phyllachora Cyperi, 52
Puccinia canaliculata, 126
- Cyperus laevigatus**
Puccinia Cyperi-tagetiformis, 128
- Cyperus ligularis**
Cintractia limitata, 109
Phyllachora viequesensis, 54
- Cyperus odoratus**
Puccinia Cyperi-tagetiformis, 128
- Cyperus radiatus**
Puccinia Cyperi-tagetiformis, 128
- Cyperus sphacelatus**
Cintractia minor, 109
Puccinia Cyperi-tagetiformis, 128
- Cyperus surinamensis**
Puccinia Cyperi-tagetiformis, 128
- Cyperus** sp.
Meliola Cyperi, 33
Phaeodimeriella guarapiensis, 38
- Cyrtospadix bicolor**
Helmintosporium Caladii, 98
- Dahlia** sp.
Erysiphe Polygoni, 27
- Daphnopsis caribaea**
Irene albonitensis, 29
- Datura suaveolens** see
Brugmansia suaveolens
- Dendropanax arboreum**
Meliola amphitricha, 31
Meliola Didymopanicis, 33
Phyllosticta araliana, 80
- Dendropanax laurifolium**
Meliola Didymopanicis, 33
- Dennstaedtia rubiginosa**
Desmella superficialis, 120
- Desmodium scorpiurus** see
Meibomia scorpiurus
- Desmodium supinum** see
Meibomia supina
- Desmodium tortuosum** see
Meibomia purpurea
- Dianthera pectoralis** see
Stethoma pectoralis
- Dianthus** sp.
Alternaria Dianthi, 91
- Dianthus** sp.
Uromyces caryophyllinus, 121
- Dichromena ciliata**
Uredo Dichromenae, 141
- Dichromena radicans**
Uredo Dichromenae, 141
- Dicranopteris** sp.
Dothidella portoricensis, 49
- Didymopanax Morototoni**
Mycosphaerella Didymopanicis, 61
- Dieffenbachia seguine**
Arthrobotryum Dieffenbachiae, 101
Meliola Dieffenbachiae, 33
Phyllosticta Colocasiae, 81
- Dimerium Cayaponiae**
Diplosporium album fungicola, 89
- Diodia littoralis** see
Ernodea littoralis
- Diodia maritima**
Puccinia laterita, 132
- Diodia rigida**
Puccinia laterita, 132
- Dioscorea alata**
Cercospora carbonacea, 93
- Dioscorea polygonoides**
Uredo Dioscoreae, 141
- Dipholis salicifolia**
Meliola Dipholidis, 33
Scoleopeltella portoricensis, 26
- Distictis lactiflora**
Meliola furcata, 33
- Ditremexa occidentalis**
Cercospora Chamaecristae, 93
Erysiphe Polygoni, 27
- Dolicholus minimus**
Uromyces Dolicholi, 122
- Dolicholus reticulatus**
Meliola bicornis, 31
Uromyces Dolicholi, 122
Woroninella Dolicholi, 11
- Dolichos Lablab**
Cercospora canescens, 93
Phakopsora Vignae, 113
Uromyces appendiculatus, 121
- Dorstenia Contrajerva**
Uredo rubescens, 143
- Dracaena terminalis**
Phyllosticta maculicola, 82
- Drepanocarpus lunatus**
Trabutia conica, 55
- Drymaria cordata**
Physalospora carophyllinicola, 63
- Dryopteris dentata**
Desmella superficialis, 120
- Dryopteris mollis** see
Dryopteris dentata
- Dryopteris Poiteana**
Desmella superficialis, 120
- Dryopteris subtetragona**
Desmella superficialis, 120

- Dryopteris tetragona** see
Dryopteris subtetragona
- Drypetes lateriflora**
Asterina Drypetis, 19
Phyllachora drypeticola, 52
- Duggena hirsuta**
Meliola Psychotriae, 36
Wageria portoricensis, 39
- Duranta repens**
Phyllachora fusicarpa, 52
- Ecastophyllum Ecastophyllum**
Physalospora Ecastophylli, 63
- Echinodorus cordifolius**
Burrillia Echinodori, 111
- Eleocharis capitata** see
Eleocharis caribaea
- Eleocharis caribaea**
Puccinia Eleocharidis, 129
- Eleocharis cellulosa**
Puccinia Eleocharidis, 129
Puccinia liberta, 133
- Eleocharis flaccida**
Puccinia Eleocharidis, 129
Puccinia liberta, 133
- Eleocharis geniculata**
Puccinia Eleocharidis, 129
Puccinia liberta, 133
Uredo incomposita, 142
- Eleocharis interstincta**
Puccinia Eleocharidis, 129
Uredo incomposita, 142
- Eleocharis mutata**
Puccinia Eleocharidis, 129
Puccinia liberta, 133
- Elephantopus mollis**
Coleosporium Elephantopodis, 112
- Eleutheranthera ruderalis**
Puccinia Melampodii, 134
- Elsota virgata**
Phyllachora perforans, 53
Phyllachora Securidacae, 54
- Elsota** sp.
Morenoella Whetzlii, 25
- Emilia sonchifolia**
Puccinia Emiliae, 129
Puccinia Melampodii, 134
- Emelista tora**
Cicinobolus Cesatii, 79
Erysiphe Polygoni, 27
- Enallagma latifolia**
Xylaria appendiculata, 68
- Epidendrum corymbosum** see
Amphiglottis corymbosa
- Epidendrum difforme** see
Amphiglottis difformis
- Epidendrum rigidum** see
Spathiger rigidus
- Eragrostis ciliaris**
Uromyces Eragrostidis, 123
- Eragrostis tephrosanthos**
Uromyces Eragrostidis, 123
- Eriochloa subglabra**
Puccinia substriata, 137
- Erithalis fruticosa**
Meliola Psychotriae, 36
- Ernodea littoralis**
Puccinia laterita, 132
- Erysiphe Polygoni?**
Cicinobolus Cesatii, 79
- Erythrina Crista-galli**
Dicheirinia binata, 119
- Erythrina glauca**
Cephalosporium Lecanii, 89
Dicheirinia binata, 119
Phaeosaccardinula Seaveriana, 39
- Erythrina micropteryx** see
Erythrina Poeppigiana
- Erythrina Peoppigiana**
Meliola bicornis, 31
Phyllosticta erythrinicola, 81
- Erythroxylole areolatum**
Uredo Erythroxylole, 141
- Erythroxylole brevipes**
Uredo Erythroxylole, 141
- Eugenia buxifolia**
Asterina Fawcetti, 19
Phyllosticta Eugeniae, 81
- Eugenia Jambos** see
Jambos Jambos
- Eugenia monticola**
Meliola Helli, 34
- Eugenia Stahlii**
Meliola Helli, 34
- Eugenia** sp.
Asterina Myrciae, 19
Asterinella cylindrotheca, 21
Melophia Eugeniae, 80
Phyllachora Whetzlii, 55
- Eupatorium dolicholepis**
Appendiculella compositarum portoricensis, 28
- Eupatorium geraniifolium** see
Osmia geraniifolia
- Eupatorium macrophyllum** see
Hebeclinium macrophyllum
- Eupatorium microstemon**
Erysiphe Cichoracearum, 27
Erysiphe Galeopsidis, 27
- Eupatorium odoratum** see
Osmia odorata
- Eupatorium polyodon**
Puccinia Conoclinii, 127
- Eupatorium portoricense** see
Critonia portoricensis
- Euphorbia brasiliensis** see
Chamaesyce hyssopifolia, 124
- Euphorbia hirta** see
Chamaesyce hirta
- Euphorbia petiolaris** see
Aklema petiolare
- Euphorbia pilulifera** see
Chamaesyce hirta

- Eustachys petraea**
Dothichloe atramentosa, 48
- Euterpe globosa**
Dothidina palmicola, 49
Meliola furcata, 33
Pestalozzia funerea, 87
- Evolvulus nummularius**
Puccinia Lithospermi, 133
- Exogonium arenarium**
Puccinia opulenta, 134
- Exogonium repandum**
Phyllosticta Ipomoeae, 82
- Fevillea cordifolia**
Uromyces Hellerianus, 123
- Ficus Carica**
Cerotelium Fici, 115
- Ficus crassinervia**
Cerotelium Fici, 115
- Ficus laevigata**
Cerotelium Fici, 115
- Ficus lentiginosa** see
Ficus laevigata
- Ficus nitida**
Nummularia Bulliardii, 67
- Ficus Stahlianii**
Catacauma repens, 50
- Ficus sp.**
Phyalospora Hoyae, 64
- Fimbristylis diphylla**
Cintractia axicola, 109
Puccinia Fimbristylidis, 130
- Fimbristylis ferruginea**
Cintractia axicola, 109
Uredo superior, 144
- Fimbristylis miliacea**
Puccinia Fimbristylidis, 130
- Fimbristylis spadicea**
Uredo superior, 144
- Forsteronia corymbosa**
Meliola Tabernaemontanae var.
Forsteroniae, 36
- Fragaria sp.**
Mycosphaerella Fragariae, 62
- Fuirena umbellata**
Puccinia (?) fuirenicola, 130
- Furcraea tuberosa**
Dothidella Parryi, 49
Echidnodella Fourcroyae, 22
Phoma Fourcroyae, 80
- Galactia dubia**
Meliola bicornis var. Galacteia,
31
- Galactia striata**
Phyllachora Galactiae, 52
- Genipa americana**
Asterina Genipae, 19
Phyllachora Genipae, 52
- Gerascanthus** see
Cerdana
- Gesneria sp.**
Asterina punctiformis, 20
- Gilbertia laurifolia** see
Dendropanax laurifolium
- Gleichenia** see
Dicranopteris
- Goniopteris guadalupensis** see
Dryopteris subtetragona
- Gonzalagunia spicata** see
Duggena hirsuta
- Gossypium barbadense**
Cercospora gossypina, 94
Cerotelium desmium, 115
Phyllosticta Malkoffii, 82
Ramularia areola, 90
- Gossypium brasiliense**
Cerotelium desmium, 115
- Gossypium hirsutum**
Cerotelium desmium, 115
- Gouania domingensis** see
Gouania lupuloides
- Gouania lupuloides**
Catacaumella Gouaniae, 50
Meliola tenuissima, 37
Puccinia Gouaniae, 130
Puccinia invaginata, 132
- Gouania polygama**
Catacaumella Gouaniae, 50
Puccinia Gouaniae, 130
Puccinia invaginata, 132
- Guarea Guara**
Meliola Guareae, 33
Meliola guareicola, 33
Phyllosticta Guareae, 82
- Guarea trichilioides** see
Guarea Guara
- Guazuma Guazuma**
Trabutia Guazumae, 55
- Guazuma ulmifolia** see
Guazuma Guazuma, 55
- Guettarda ovalifolia**
Septoria Guettardae, 83
Stigmatea Guettardae, 63
- Guettarda scabra**
Meliola Psychotriacae, 36
- Guilandina Bonduc**
Phyllosticta bonduc, 80
- Guilandina Crista**
Cercospora guanicensis, 94
Phyllosticta guanicensis, 82
- Gymnanthes lucida**
Meliola gymnanthicola, 33
- Gymnogramma sulphurea** see
Pityrogramma sulphurea
- Habenaria maculosa**
Uredo Gynandrearum, 142
- Hamelia erecta**
Uredo Hameliae, 142
- Hamelia patens** see
Hamelia erecta
- Hebeclinium macrophyllum**
Coleosporium Eupatorii, 112

- Helicteres jamaicensis**
 Cercospora trichophila, 96
 Guignardia Helicteres, 60
 Phyllosticta borinquensis, 81
- Hemidioidia ocimifolia**
 Accidium Borreriae, 138
- Herpetica alata**
 Asterina Elaeocarpi, 19
 Cercospora Chamaecristae, 93
 Cercospora simulata, 96
- Heterotrichum cymosum**
 Dothidina peribebuyensis, 49
 Guignardia Heterotrichi, 60
 Phyllachora Heterotrichi, 52
- Hibiscus esculentus** see
 Abelmoschus esculentus
- Hibiscus sabdariffa**
 Microsphaera Euphorbiae, 27
- Hibiscus tiliaceus** see
 Pariti tiliaceum
- Hillia parasitica**
 Asterina dilabens var. Hilliae, 18
- Hippeastrum** sp.
 Asterinella Hippeastri, 21
- Hippocratea volubilis**
 Asterina Hippocrateae, 19
 Asterinella Hippeastri, 21
 Bortyorrhiza Hippocrateae, 117
 Calothyrium Hippocrateae, 21
 Pestalozzia funerea, 87
- Hirtella triandra**
 Asterina inaequalis, 19
- Holcus halepensis**
 Colletotrichum lineola, 86
 Puccinia purpurea, 135
- Holcus Sorghum**
 Colletotrichum lineola, 86
 Puccinia purpurea, 135
 Sphaelotheca Sorghi, 108
- Hura crepitans**
 Cercospora Hurae, 94
 Colletotrichum curvisetum, 85
- Hydrocotyle australis**
 Puccinia Hydrocotyles, 131
- Hydrocotyle umbellata**
 Puccinia Hydrocotyles, 131
- Hygrophila brasiliensis**
 Irene irregularis, 30
- Hymenaea Courbaril**
 Uredo Hymenaeae, 142
 Xylaria multiplex, 69
- Hymenocallis declinata**
 Cercospora Amaryllidis, 92
 Gloeosporium Hemerocallidis, 86
- Hymenocallis** sp.
 Mycosphaerella aggregata, 61
- Hypoxis decumbens**
 Uromyces affinis, 120
- Hypoxylon rubiginosum**
 Trichopeziza episphaeria, 75
- Hyptis capitata**
 Irene hyptidicola, 30
 Puccinia Hyptidis, 131
- Hyptis lantanifolia**
 Irene hyptidicola, 30
 Puccinia insititia, 132
- Hyptis pectinata**
 Puccinia medellinensis, 133
- Hyptis suaveolens**
 Puccinia medellinensis, 133
- Ibatia maritima**
 Uromyces Howei, 123
- Ibatia muricata** see
 Ibatia maritima
- Icacorea guadalupensis**
 Meliola Myrsinacearum, 35
- Ichnanthus pallens**
 Dothichloe subnodosa, 49
 Meliola Panici, 35
 Myriogenospora Bresadoleana, 50
 Puccinia inclita, 131
 Puccinia substriata, 137
 Trabutella Ichnanthi, 56
- Ilex nitida**
 Englerulaster asperulispora, 22
 Meliola maricaensis, 34
- Indigofera Anil** see
 Indigofera suffruticosa
- Indigofera suffruticosa**
 Ravenelia Indigoferae, 118
- Inga Inga**
 Calothyrium Ingae, 21
 Meliola toruloidea, 37
 Microstroma ingaicola, 152
 Mycosphaerella maculiformis, 62
 Parodiopsis Stevensii, 37
 Pestalozzia funerea, 87
 Phaeosaccardinula tenuis, 39
 Ravenelia Ingae, 118
 Scolecopeltis Ingae, 26
- Inga laurina**
 Melasmia Ingae, 85
 Meliola toruloidea, 37
 Perisporina truncatum, 38
 Ravenelia Ingae, 118
 Scolecopeltis Ingae, 26
 Septoidium Stevensii, 100
- Inga vera** see
 Inga Inga
- Inodes causiarum** see
 Sabal causiarum
- Ionopsis utricularioides**
 Scolecopeltis Ionopsidis, 26
- Ipomoea aegyptia**
 Albugo Ipomoeae-panduraeae, 12
- Ipomoea angustifolia**
 Coleosporium Ipomoeae, 112
- Ipomoea arenaria** see
 Exogonium arenarium

- Ipomoea Batatas**
 Albugo Ipomoeae-panduraneae, 12
 Coleosporium Ipomoeae, 112
 Diplodia tubericola, 79
 Meliola clavulata, 32
 Meliola Ipomoeae, 34
 Monosporium uredinicolum, 89
 Phyllosticta Batatas, 80
 Ramularia Coleosporii, 90
 Sclerotium bataticola, 106
- Ipomoea cathartica**
 Meliola clavulata, 32
 Meliola Ipomoeae, 34
 Meliola quadrispina, 36
- Ipomoea dissecta**
 Uredo lacticolor, 142
- Ipomoea littoralis**
 Coleosporium Ipomoeae, 112
- Ipomoea Nil**
 Coleosporium Ipomoeae, 112
- Ipomoeae Pes-caprae**
 Albugo Ipomoeae-panduraneae, 12
- Ipomoea rubra**
 Coleosporium Ipomoeae, 112
- Ipomoea stolonifera**
 Coleosporium Ipomoeae, 112
- Ipomoea tiliacea**
 Albugo Ipomoeae-panduraneae, 12
 Coleosporium Ipomoeae, 112
 Meliola clavulata, 32
 Meliola Ipomoeae, 34
- Ipomoea triloba**
 Puccinia crassipes, 128
- Irene Melastomacearum**
 Trichothyrium dubiosum, 40
- Iresine angustifolia**
 Puccinia striolata, 137
- Iresine Celosia**
 Cercospora Gilbertii, 94
 Uromyces Celosiae, 122
- Iresine elatior** see
 Iresine angustifolia
- Iresine paniculata** see
 Iresine Celosia
- Isandrina emarginata**
 Ravenelia portoricensis, 118
- Ixora ferrea**
 Asterinella Ixorae, 21
 Asterina Ixorae, 19
- Jacquemontia nodiflora**
 Albugo Ipomoeae-panduraneae, 12
 Uromyces gemmatum, 123
- Jacquemontia pentantha**
 Albugo Ipomoeae-panduraneae, 12
- Jacquemontia tamnifolia** see
 Thyella tamnifolia
- Jacquinia Barbascio**
 Dimerina Jacquiniae, 29
 Dimerina monenses, 29
 Lizonia Jacquiniae, 58
- Jacquinia Berterii**
 Phyllachora inclusa, 52
- Jambos Jambos**
 Pestalozzia Guepin, 88
 Puccinia Psidii, 135
- Jambos vulgaris** see
 Jambos Jambos
- Jatropha Curcas** see
 Curcas Curcas
- Jatropha gossypifolia** see
 Adenoropium gossypifolium
- Jatropha hernandifolia** see
 Curcas hernandifolius
- Jatropha Manihot** see
 Manihot Manihot
- Jussiaea angustifolia**
 Uredo guaynabensis, 142
- Justicia verticillaris** see
 Stethoma verticillaris
- Krugiodendron ferreum**
 Meliola Thouinia, 37
- Kyllinga brevifolia**
 Puccinia Cyperi, 128
- Kyllinga pumila**
 Puccinia Cyperi, 128
- Lactuca intybacea** see
 Brachyramphus intybaceus
- Lactuca sativa**
 Cercospora longissima, 94
 Physarum cinereum, 5
- Laguncularia racemosa**
 Irene Lagunculariae, 30
 Meliola nigra, 35
 Microthyrium Lagunculariae, 23
 Physalospora Lagunculariae, 64
- Lantana aculeata**
 Puccinia Lantanae, 132
- Lantana Camara**
 Meliola ambigua, 31
 Perisporina Lantanae, 38
 Prospodium tuberculatum, 119
 Puccinia Lantanae, 132
 Septoria Lantanae, 83
- Lantana involucreta**
 Meliola ambigua, 31
 Phyllosticta Lantanae, 82
 Puccinia Lantanae, 132
- Lantana odorata** see
 Lantana involucreta, 132
- Lasiacis divaricata**
 Meliola Panic, 35
 Uromyces leptodermus, 124
- Lasiacis ligulata**
 Uromyces leptodermus, 124
- Lasiacis Sloanei**
 Dimeriella fumagina, 29
 Dimeriella Olyrae, 29
 Uromyces leptodermus, 124
- Lasiacis sorghoidea**
 Physalospora Bambusae, 63
 Uromyces leptodermus, 124

- Lasiacis Swartziana** see
Lasiacis sorghoidea
- Laugeria resinosa**
Morenoella decalvans, 24
Morenoella Laugieriae, 24
- Leonotis nepetaefolia**
Phoma Leonotidis, 80
Puccinia Leonotidis, 133
- Lepidium virginicum**
Albugo candida, 12
Cercospora Lepidii, 95
- Leptilon pusillum**
Pseudoperisporium erigeronicola,
41
- Leucaena glauca**
Exosporium Leucaenae, 104
- Lithachne pauciflora**
Dothidella flava, 49
- Lobelia assurgens** var. **portoricensis**
see **Tupa robusta**
- Lobelia Cliffortiana**
Entyloma Lobeliae, 111
- Lonchocarpus glaucifolius**
Meliola bicornis, 31
- Lucuma multiflora**
Meliola Lucumae, 34
Pestalozzia Lucumae, 88
- Luffa cylindrica**
Pseudoperonospora cubensis, 12
- Lycopersicon esculentum** see
Lycopersicon Lycopersicon
- Lycopersicon Lycopersicon**
Bacterium Solanacearum, 10
Cladosporium fulvum, 97
Colletotrichum phomoides, 86
Phoma destructiva, 80
Phytophthora infestans, 13
Phytophthora terrestris, 13
Septoria Lycopersici, 83
- Magnolia portoricensis**
Meliola Magnoliae, 34
- Malache scabra**
Kuehneola malvicola, 120
Puccinia heterospora, 130
- Malachra alceifolia**
Cercospora Malachrae, 94
- Malachra capitata**
Erysiphe Malachrae, 27
- Malachra rotundifolia** see
Malachra alceifolia
- Mammea americana**
Aulographum melioloides, 21
Echidnodes Mammeae, 22
Meliola Paulliniae, 35
- Mangifera indica**
Aleurodiscus candidus, 149
Capnodium sp. 39
Cephalosporium Lecanii, 89
Colletotrichum gloeosporioides, 86
Fumago vagans, 97
Lophodermium Mangiferae, 76
- Mangifera indica**
Meliola Mangiferae, 34
Pestalozzia Guelpini, 88
- Manihot Manihot**
Cercospora Cassavae, 93
Cercospora Henningsii, 94
Gloeosporium Manihotis, 87
Microsphaera diffusa, 27
Microsphaera Euphorbiae, 27
Uromyces Janiphae, 124
- Marcgravia rectiflora**
Meliola Marcgraviae, 34
- Margaritaria nobilis**
Acidium favaceum, 139
- Mariscus jamaicensis**
Coniothyrium Marisci, 79
Meliola circinans, 32
Meliola Cyperi, 33
Puccinia Cladii, 127
- Mariscus ligularis** see
Cyperus ligularis
- Martusia laurifolia**
Uromyces Neurocarpi, 124
- Martusia rubiginosa**
Uromyces Neurocarpi, 124
- Maypeea domingensis**
Englerodithis kilimandscharica,
50
Meliola Maypeae, 34
- Maytenus elongata**
Scolecopeltis Chardonii, 26
- Meibomia adscendens**
Meliola bicornis, 31
Microsphaera diffusa, 27
Parodiella perisporioides, 37
Phyllosticta desmodiiphila, 81
- Meibomia axillaris**
Meliola bicornis, 31
Uromyces Hedysari-paniculati, 123
- Meibomia barbata**
Parodiella perisporioides, 37
- Meibomia purpurea**
Microsphaera diffusa, 27
Uromyces Hedyasri-paniculati, 123
- Meibomia scorpiurus**
Microsphaera diffusa, 27
Parodiella perisporioides, 37
Uromyces Hedysari-paniculati, 123
- Meibomia supina**
Meliola bicornis, 31
Microsphaera diffusa, 27
Phakopsora Meibomiae, 113
- Meibomia tortuosa** see
Meibomia purpurea
- Meibomia umbrosa**
Uromyces Hedysari-paniculati, 123
- Meibomia sp.**
Microsphaera diffusa, 27
- Melanconium Sacchari**
Melanconis Sacchari, 65

- Melanthera canescens**
Sphaerotheca Humuli, 28
Uromyces columbianus, 122
- Melanthera nivea**
Uromyces columbianus, 122
- Melia Azedarach**
Hypocrea jecorina, 47
Peniophora galochroa, 152
Pseudoperonospora portoricensis, 13
- Meliola amphitricha**
Podosporium pallidum, 103
- Meliola compositarum portoricensis**
Perisporina Meliolae, 38
- Meliola Dieffenbachiae**
Arthrobotryum Dieffenbachiae, 101
- Meliola glabroides**
Arthrobotryum glabroides, 102
- Meliola guareicola**
Helminthosporium guareicolum, 98
- Meliola Helleri**
Helminthosporium Philodendri, 99
- Meliola hyptidicola**
Dimerina eutricha, 29
- Meliola monensis**
Stevensula monensis, 38
- Meliola Ocoteae**
Helminthosporium Ocoteae, 98
- Meliola Panici**
Arthrobotryum penicillatum, 102
Helminthosporium Panici, 98
Porostigma microspora, 40
- Meliola Paulinae**
Acremonium Meliola, 88
Fusarium meliolicolum, 104
- Meliola Psychotriae**
Dimefina eutricha, 29
- Meliola tortuosa**
Pseudonectria pipericola, 45
Stephanoma Meliolae, 91
- Meliola** sp.
Arthrobotryum caudatum, 101
Calonectria erubescens, 41
Calonectria melioloidea, 41
Dimerium piceum, 29
Grallomyces portoricensis, 106
Helminthosporium glabroides, 98
Helminthosporium Helleri, 98
Helminthosporium melastomacearum, 98
Helminthosporium Panici, 98
Helminthosporium parathesicolum, 99
Hyaloderma piliderum, 29
Isthmospora glabra, 99
Isthmospora spinosa, 100
Nectria meliolicola, 44
Paranectria meliolicola, 45
Podosporium ? penicillium, 103
Trichothyrium collapsum, 39
- Meliola** sp.
Trichothyrium lomatothorium, 40
- Melothria guadalupensis**
Uromyces Hellenianus, 123
- Mesosphaerum capitatum** see **Hyptis capitata**
- Mesosphaerum lantanifolium** see **Hyptis lantanifolia**
- Mesosphaerum pectinatum** see **Hyptis pectinata**
- Mesosphaerum suaveolens** see **Hyptis suaveolens**
- Metastelma lineare**
Puccinia obliqua, 134
- Metastelma parviflorum**
Puccinia obliqua, 134
- Metastelma** sp.
Phyllachora Metastelmae, 53
- Miconia impetiolearis**
Asterina Melastomacearum, 19
Asterina Racemosae, 20
Irene Melastomacearum, 30
Septoria Miconiae, 83
- Miconia laevigata**
Aulographum culmigenum, 21
Blastotrichum Miconiae, 88
Borinquenia Miconiae, 43
Dothidina peribebuyensis, 49
Echidnodella Miconiae, 22
Hyalosphaeria Miconiae, 43
Irene Melastomacearum, 30
Microclava Miconiae, 100
Morenoella Pothodei var. laevigata, 24
Septoria Miconiae, 83
- Miconia prasina**
Asterina carbonacea, 18
Asterina Chrysophylli, 18
Asterina coreacola, 18
Dothidina peribebuyensis, 49
Irene Melastomacearum, 30
Meliola Miconiae, 34
Morenoella dothideoides, var. impetiolearis, 24
Morenoella gigantea, 24
Morenoella Miconiae, 24
Morenoella miconicola, 24
- Miconia racemosa**
Asterina Melastomacearum, 19
Asterina Racemosae, 20
Asterina spathulata, 20
Asterina transiensis, 20
Irene Melastomacearum, 30
Morenoella dothideoides, 24
- Miconia rubiginosa**
Asterina Theissenia, 20
Echidnodella Melastomacearum, 22
- Miconia Sintenisii**
Asterina Racemosae, 20
Dothidina peribebuyensis, 49

- Miconia thomasiana**
Asterina spathulata, 20
- Miconia** sp.
Asterina Camelliae, 18
Echidnodella Melastomacearum, 22
Hypocrella Tamoneae, 47
Lembosia Melastomatum, 23
Lembosia Sclerobii, 23
Meliola miconieicola, 34
Monogrammia Miconiae, 89
Napicladium Fumago, 100
Paranectria Miconiae, 45
Trichothecium fusarioides, 91
- Micropholis** sp.
Asterina Sydowiana, 20
- Mikania congesta**
Puccinia Spegazzinii, 137
- Mikania cordifolia**
Appendiculella Compositarum, 28
Endophylloides portoricensis, 116
- Mikania fragilis**
Endophylloides portoricensis, 116
- Mikania odoratissima**
Endophylloides portoricensis, 116
- Mikania scandens** see
Mikania congesta
- Mikania Stevensiana**
Endophylloides portoricensis, 116
- Mikania** sp.
Cercospora mikaniaecola, 95
Cladosporium Mikaniae, 97
Endophylloides portoricensis, 116
Septoria Mikaniae, 83
- Mimosa Ceratonia**
Meliola bicornis, 31
Ravenelia Caesalpiniae, 117
- Mimosa pudica**
Ramularia Mimosae, 90
- Mitracarpus portoricensis**
Meliola Psychotriae, 36
Puccinia laterita, 132
- Momisia iguanaea**
Phyllosticta momisiana, 82
- Montezuma speciosissima**
Cerotelium desmium, 115
- Mucuna urens**
Cercospora Mucunae, 95
- Musa paradisiaca**
Fusarium cubense, 104
Gloeosporium Musarum, 87
Pestalozzia funerea, 87
Rhizoctonia grisea, 105
- Musa sapientum**
Fusarium radicecola, 104
- Musa** sp.
Coccomyces Musae, 77
Lachnea scutellata, 72
Nectria suffulta, 45
Phaeosaccardinula tenuis, 39
- Myrcia citrifolia**
Catacauma Myrciae, 49
- Myrcia deflexa**
Meliola Helli, 34
Triposporium stelligerum, 101
- Myrcia paniculata** see
Myrcia citrifolia
- Myrcia splendens**
Asterina Myrciae, 19
Echidnodella Myrciae, 22
- Myrica cerifera**
Appendiculella calostroma, 28
- Nageia coriacea**
Corynelia portoricensis, 40
- Nectandra coriacea**
Guignardia Nectandrae, 61
- Nectandra patens**
Arthrobotryum glabroides, 102
Irene glabroides, 30
Phyllachora Nectandrae, 53
- Nectandra** sp.
Verticillium heterocladium, 91
- Neorudolphia volubilis**
Meliola Rudolphiae, 36
- Nephrolepis rivularis**
Milesia columbiensis, 114
- Neurolaena lobata**
Puccinia Emiliae, 129
Puccinia Melampodii, 134
- Nicotiana Tabacum**
Ascochyta Nicotianae, 79
Bacterium Solanacearum, 10
Cercospora Nicotianae, 95
- Ocimum micranthum**
Sphaerotheca Humuli, 28
- Ocotea leucoxydon**
Asteridiellina portoricensis, 25
Catacauma Ocoteae, 49
Echidnodes microspora, 22
Helminthosporium Ocoteae, 98
Meliola Ocoteae, 35
Meliola ocoteicola, 35
Morenoella portoricensis, 24
Phyllachora ocoteicola, 53
Uredo farinosa, 141
Verticillium heterocladium, 91
- Olyra latifolia**
Dimeriella fumagina, 29
Meliola Panici, 35
Puccinia deformata, 129
Puccinia phakopsoroides, 134
- Operculina dissecta** see
Ipomoea dissecta
- Oplismenus hirtellus**
Meliola Panici, 35
Phyllachora puncta, 53
Puccinia inclita, 131
- Oplismenus setarius**
Phyllachora puncta, 53
- Opuntia Dillenii**
Septoria Fici-indicae, 83

- Opuntia** sp.
Ceratocarpia Wrightii, 17
Diplodia Opuntiae, 79
- Ormosia Krugii**
Puccinia Ormosiae, 134
- Oryza sativa**
Cercospora Oryzae, 95
Helminthosporium Oryzae, 98
Piricularia grisea, 90
- Osmia geraniifolia**
Puccinia Conoclinii, 127
- Osmia odorata**
Acrostalagmus albus, 88
Appendiculella Compositarum, 28
Phyllosticta eupatoriicola, 81
- Palicourea crocea**
Isaria Saussurei, 102
Meliola mayaguesiana, 34
Puccinia fallaciosa, 130
- Palicourea domingensis**
Meliola mayaguesiana, 34
- Palicourea riparia**
Meliola mayaguesiana, 34
Puccinia fallaciosa, 130
- Palicourea** sp.
Acrostalagmus albus, 88
Ophionectria Palicoureae, 45
- Pandanus utilis**
Diderma effusum, 4
- Pandanus** sp.
Colletotrichum omnivorum, 86
Phyllosticta pandanicola, 82
- Panicum adspersum**
Puccinia levis, 133
- Panicum barbinode**
Uromyces leptodermus, 124
- Panicum fasciculatum**
Puccinia levis, 133
- Panicum geminatum**
Phyllachora Chardonii, 51
- Panicum glutinosum**
Meliola Panici, 35
Podosporium ? penicillium, 103
Porostigme microspora, 40
- Panicum laxum**
Ustilagionioidea usambarensis, 48
- Panicum maximum**
Othia Panici, 64
Phyllosticta Panici, 82
Puccinia levis, 133
- Panicum molle** see
Panicum barbinode
- Panicum pallens** see
Ichnanthus pallens
- Panicum parvifolium**
Uromyces leptodermus, 124
- Panicum setosum** see
Chaetochloa setosa
- Panicum trichanthum**
Balansia Hypoxylon, 46
- Panicum trichoides**
Puccinia levis, 133
- Panicum utowanaeum**
Puccinia levis, 133
- Parathesis serrulata**
Meliola parathesicola, 35
- Parathesis** sp.
Helminthosporium parathesico-
lum, 99
- Pariti tiliaceum**
Cercospora Hibisci, 94
Meliola Triumphettae, 37
Phyllachora minuta, 53
- Parsonsia Parsonsia**
Uredo Cupheae, 140
- Paspalum conjugatum**
Helminthosporium folliculatum
brevipilum, 98
Helminthosporium mayaguezense,
98
Myriogenospora Bresadoleana, 50
Myriogenospora Paspali, 51
Phyllachora Eriochloae, 52
Phyllachora quadraspora, 53
Puccinia tubulosa, 137
- Paspalum fimbriatum**
Puccinia levis, 133
- Paspalum glabrum**
Phaeosphaerella Paspali, 63
Phyllachora quadraspora, 53
Puccinia Chaetochloae, 127
Puccinia substriata, 137
- Paspalum Helli** see
Paspalum glabrum
- Paspalum millegrana**
Phyllachora Andropogonis, 51
Puccinia levis, 133
- Paspalum orbiculatum**
Puccinia Chaetochloae, 127
Puccinia substriata, 137
- Paspalum paniculatum**
Meliola Panici, 35
Puccinia tubulosa, 137
- Paspalum plicatulum**
Puccinia levis, 133
Meliola Stenotaphri, 36
Puccinia tubulosa, 137
Spermoedia Stevensii, 48
- Paspalum portoricense**
Puccinia substriata, 137
- Paspalum secans**
Puccinia Chaetochloae, 127
- Paspalum virgatum**
Phyllachora cornuospora, 51
Puccinia Huberi, 131
Puccinia substriata, 137
- Paspalum** sp.
Odontia saccharicola, 156
Phyllachora acuminata, 51
Ustilago Schroteriana, 107

- Passiflora foetida**
Helminthosporium Stahlii, 99
- Passiflora multiflora**
Asterina Arnaudia, 18
- Passiflora rubra**
Puccinia Scleriae, 136
- Passiflora sexflora**
Asterina Arnaudia, 18
Cercospora bififormis, 92
Phyllosticta superficiale, 83
- Passiflora suberosa**
Asterina Tacsoniae var. Passiflorae, 20
- Passiflora sp.**
Asterina passifloricola, 19
- Paullinia pinnata**
Acremonium Meliola, 88
Dexteria pulchella, 43
Meliola Hessii, 34
Mellola Paullinia, 35
Perisporina Paullinia, 38
- Pavonia racemosa** see
Malache scabra
- Pavonia spicata** see
Malache scabra
- Pavonia spinifex**
Asterina solanicola, 20
- Pentarrhaphia albiflora**
Meliola Gesneria, 33
Rostronitschka nervincola, 64
- Peperomia hernandifolia**
Uredo Piperis, 143
- Pepo moschata**
Pseudoperonospora cubensis, 12
- Persea gratissima** see
Persea Persea
- Persea Persea**
Colletotrichum gloeosporioides, 86
Irene Perseae, 30
Mycosphaerella Perseae, 62
Phyllachora gratissima, 52
- Persicaria portoricensis**
Puccinia Polygoni-amphibii, 135
- Persicaria punctata**
Cercospora Hydropiperis, 94
Puccinia Polygoni-amphibii, 135
- Petitia domingensis**
Olivea Petitiae, 114
Septoria Petitiae, 83
- Petiveria alliacea**
Meliola Perexigua, 35
- Phaeodimeriella guarapiense**
Wageria portoricensis, 39
- Phaseolus adenanthus**
Erysiphe Polygoni, 27
Uromyces appendiculatus, 121
- Phaseolus lathyroides**
Erysiphe Polygoni, 27
Oidium sp., 90
Uromyces appendiculatus, 121
- Phaseolus lunatus**
Cercospora canescens, 93
Cercospora cruenta, 93
Parodiella perisporioides, 37
Phakopsora Vignae, 113
Phytophthora Phaseoli, 13
- Phaseolus vulgaris**
Bacterium Phaseoli, 10
Cercospora canescens, 93
Colletotrichum Liudemuthianum, 86
Corticium vagum, 150
Erysiphe Polygoni, 27
Parodiella perisporioides, 37
Physarum cinereum, 5
Phytophthora terrestris, 13
Uromyces appendiculatus, 121
- Phaseolus sp.**
Erysiphe Polygoni, 27
Isariopsis griseola, 102
Rhizoctonia dimorpha, 105
Rhizoctonia macrosclerotia, 106
- Philodendron Krebsii**
Colletotrichum Philodendri, 86
Meliola Philodendri, 35
Scolecopeltella microcarpa, 26
Trichopeltis reptans, 25
- Phoenix dactylifera**
Graphiola Phoenixis, 106
- Phoenix reclinata**
Pestalozzia Palmarum, 88
- Phoradendron racemosum**
Asterinella Phoradendri, 21
- Phyllachora peribueyensis**
Trichothecium fusarioides, 91
- Phyllanthus distichus** see
Cicca disticha
- Phyllanthus grandifolius** see
Asterandra grandifolia
- Phyllanthus Niruri**
Phakopsora fenestrala, 113
- Phyllanthus nobilis** see
Margaritaria nobilis
- Physalis pubescens**
Entyloma australe, 111
- Phytolacca icosandra**
Cercospora flagellaria, 94
- Pilea nummulariaefolia**
Meliola Earlii, 33
- Pilea Parietaria**
Irene triloba, 31
Meliola Earlii, 33
- Pilocarpus racemosus**
Meliola Pilocarpi, 35
- Piper aduncum**
Cercospora portoricensis, 95
Irene glabra, 30
Irene glabroides, 30
Meliola Gaillardiana, 33
Meliola Piperis, 35

- Piper Amalago**
Cercoseptoria Piperis, 84
Fumago vagans, 97
Guignardia pipericola, 61
Meliola tortuosa, 37
Stigmatea Piperis, 63
- Piper blattarum**
Meliola paucipes, 35
- Piper hispidum**
Meliola contorta, 32
- Piper marginatum**
Guignardia pipericola, 61
Irene glabroides, 30
Pseudonectria pipericola, 45
- Piper medium** see
Piper Amalago
- Piper peltatum** see
Pothomorphe peltata
- Piper scabrum**
Cercospora portoricensis, 95
- Piper umbellatum** see
Pothomorphe peltata
- Piper** sp.
Paranectria meliolicola, 45
Podosporium effusum, 103
- Piptadenia peregrina**
Ravenelia Cebil, 118
- Pisum sativum**
Cercospora Pisa-sativae, 95
Erysiphe Polygoui, 27
- Pitcairnia angustifolia**
Diachea leucopodia, 4
- Pithecellobium Unguis-cati**
Colletotrichum Erythrinae, 85
Pestalozzia funerea, 87
Phyllosticta Pithecolobii, 82
Ravenelia Pithecolobii, 118
- Pityrogramma calomelanos**
Desmella superficialis, 120
Septoria Pityrogrammae, 84
- Pityrogramma sulphurea**
Mycosphaerella tirolensis, 63
- Plumiera alba**
Coleosporium Plumierae, 112
- Plumiera Krugii**
Coleosporium Plumierae, 112
Meliola Tabernaemontanae, 36
- Plumiera obtusa**
Coleosporium Plumierae, 112
- Pluchea odorata**
Puccinia Pluchaeae, 135
- Pluchea purpurascens**
Puccinia Pluchaeae, 135
- Podocarpus coriaceus** see
Nageia coriacea
- Poinciana pulcherrima**
Pestalozzia funerea, 87
Ravenelia Humphreyana, 118
- Poinsettia cyathophora**
Uromyces proëminens, 124
- Poinsettia heterophylla**
Uromyces proëminens, 124
- Polygonum acre** see
Persicaria punctata
- Polygonum portoricense** see
Persicaria portoricensis
- Polygonum punctatum** see
Persicaria punctata
- Polypodium** sp.
Cercospora Phyllitidis, 95
Sorica maxima, 39
- Polyporus** sp.
Hypomyces sp., 48
- Polytaenium Feei**
Milesia australis, 114
- Portulaca oleracea**
Albugo Portulacae, 12
- Pothomorphe peltata**
Amazonia asterinoides, 18
Cercospora portoricensis, 95
Colletotrichum Piperis, 86
Meliola tortuosa, 37
Stephanoma Meliolae, 91
Trichothyrium collapsum, 39
Trichothyrium lamatophorum, 40
- Prescottia oligantha**
Uredo Gynandrearum, 142
- Priva lappulacea**
Oidium sp., 90
- Pseudelephantopus spicatus**
Irene cyclopoda, 30
- Psidium Guajava**
Aegerita Webberi, 103
Aschersonia Aleyrodinis, 84
Asterina Psidii, 20
Caudella Psidii, 22
Cephalosporium Lecanii, 89
Glomerella rufomaculans, 59
Meliola Psidii, 36
Puccinia Psidii, 135
? *Seuratia coffeicola*, 39
Trichomerium portoricense, 38
- Psychotria Berteriana**
Irene seminata, 30
- Psychotria grandis**
Podosporium ? *penicillium*, 103
- Psychotria patens**
Puccinia fallaciosa, 130
- Psychotria pubescens**
Asterina Psychotriae, 20
Irene seminata, 30
Meliola bayamonensis, 31
- Psychotria** sp.
Asterina acanthopoda, 18
Calothyrium Psychotriae, 22
Meliola Psychotriae, 36
- Pteridium caudatum**
Uleodothis Pteridis, 49
- Pterocarpus Ecastophyllum** see
Ecastophyllum Ecastophyllum

- Puccinia levis**
Olpidium Uredinis, 11
- Puccinia Rauliaerii**
Tuberculina persicina, 105
- Quamoclit coccinea**
Albugo Ipomoeae-panduraneae, 12
Coleosporium Ipomoeae, 112
- Rajania cordata**
Uredo Dioscoreae, 141
- Randia aculeata** see
Randia mitis
- Randia mitis**
Aecidium abscedens, 138
Meliola Psychotriae, 36
Podosporium pallidum, 103
- Randia sp.**
Trabutia Randiae, 55
- Rapanea sp.**
Lembosia Rapaneae, 23
- Rauwolfia nitida** see
Rauwolfia tetraphylla
- Rauwolfia tetraphylla**
Meliola Tabernaemontanae, 36
- Rhacoma Crossopetalum**
Meliola compacta, 32
Meliola conferta, 32
- Rhipsalis Cassutha**
Phacospora cacticola, 58
- Rhizophora Mangle**
Anthostomella Rhizomorphae, 59
- Rhytidophyllum auriculatum**
Asterina dilabens, 18
- Ricinus communis**
Cercospora ricinella, 95
- Rivina humilis**
Puccinia Rivinae, 135
- Rivina octrandra** see
Trichostigma octandrum
- Rondeletia sp.**
Echidnodella Rondeletiae, 22
Morenoella decalvans Rondeletiae,
24
- Rosa sp.**
Actinonema Rosae, 78
Cercospora rosicola, 95
Septoria Rosae, 84
Sphaerotheca Humuli, 28
- Rourea glabra** see
Rourea surinamensis
- Rourea surinamensis**
Micropeltis aeruginascens, 25
Phyllachora Roureae, 54
- Rousselia humilis**
Uredo Rousseliae, 143
- Roystonea borinquena**
Meliola denticulata, 33
- Rynchospora aurea** see
Rynchospora corymbosa
- Rynchospora corymbosa**
Cintractia leucoderma, 109
Cintractia utriculicola, 109
- Rynchospora corymbosa**
Meliola circinans, 32
Puccinia angustatooides, 126
Puccinia consobrina, 128
Uromyces Rhynchosporae, 125
- Rynchospora cyperoides**
Cintractia leucoderma, 109
Guignardia Rhynchosporae, 61
Puccinia angustatooides, 126
- Rynchospora distans**
Uromyces Rhynchosporae, 125
- Rynchospora gigantea**
Cintractia leucoderma, 109
Meliola circinans, 32
- Rynchospora micrantha**
Uromyces Rhynchosporae, 125
- Rynchospora setacea**
Uromyces Rhynchosporae, 125
- Rytlix granularis**
Olpidium Uredinis, 11
Puccinia levis, 133
- Rubus sp.**
Appendiculella calostroma, 28
- Sabal casuarium**
Graphiola Phoenicis, 106
- Sabicea aspera** see
Sabicea hirsuta
- Sabicea hirsuta**
Uredo sabiceicola, 143
- Sabinea punicea**
Uromyces Sabineae, 125
- Saccharum officinarum**
Acrostalagmus albus, 88
Arthrimum saccharicola, 91
Arthobotrys superba, 88
Basisporium gallarum, 92
Calonectria gigaspora, 41
Cercospora Vaginae, 96
Creonectria Laurentiana, 42
Cercospora longipes, 94
Colletotrichum falcatum, 85
Diplodia cacaoicola, 79
Graphium Sacchari, 102
Helminthosporium Sacchari, 99
Hormiaetella Sacchari, 99
Leptosphaeria Sacchari, 63
Leptosphaeria saccharicola, 63
Lycoperdon cinereum, 5
? Melanconium Saccharinum, 87
Monilia sitophila, 89
Mycosphaerella Sacchari, 62
Myrothecium verrucaria, 104
Odontia Sacchari, 156
Odontia saccharicola, 156
Periconia atra, 100
Periconia Sacchari, 100
Phyllosticta Sacchari, 83
Physalospora tucumanensis, 64
Physarum cinereum, 5
Physarum nodulosum, 5
Physarum pusillum, 5

- Saccharum officinarum**
 Plasmodiophora vascularum, 3
 Rhizoctonia grisea, 105
 Scirrhia lophodermioides, 55
 Septonema Sacchari, 101
 Tetraploa aristata, 101
 Thielaviopsis paradoxa, 101
 Trichoderma lignorum, 91
 Valsa Sacchari, 64
 Valsaria subtropica, 65
 Verticicladium graminicolum, 101
- Sagittaria lancifolia**
 Cercospora Sagittariae, 96
- Salmea scandens**
 Uromyces Salmeae, 125
- Salvia coccinea**
 Puccinia impedita, 131
- Salvia occidentalis**
 Puccinia impedita, 131
- Samanea Saman**
 Microstroma Pithecolobii, 152
- Sauvagesia erecta**
 Irene glabroides, 30
 Uredo Sauvagesiae, 144
- Schaefferia frutescens**
 Microthyrium Urbani, 23
- Schizachyrium brevifolium**
 Phyllachora assimilis, 51
 Puccinia Kaernbachii, 132
- Schlegelia portoricensis**
 Phyllachora nitens, 53
- Schlegelia** sp.
 Irene glabroides, 30
- Scirpus validus**
 Puccinia Scirpi, 136
- Scirpus lacustris** see
Scirpus validus
- Scleria canescens**
 Uromyces Scleriae, 125
- Scleria cubensis**
 Puccinia Scleriae, 136
- Scleria hirtella**
 Puccinia scleriicola, 136
- Scleria pterota**
 Phyllachora Scleriae, 54
 Puccinia Scleriae, 136
 Uromyces Scleriae, 125
- Scleria** sp.
 Dothiorella pseudodiblasta, 79
 Meliola Cyperi, 33
 Puccinia scleriicola, 136
- Sechium edule**
 Cercospora Sechiae, 96
 Helminthosporium sechicola, 99
 Phyllosticta Sechii, 83
- Securidaca virgata** see
Elsota virgata
- Securidaca volubilis**
 Meliola bicornis, 31
- Serjania polyphylla**
 Meliola Serjaniae, 36
 Phyllachora serjanicola, 54
- Sesamum orientale**
 Cercospora Sesami, 96
- Sesbania grandiflora**
Agati grandiflora
- Setaria** sp.
 Acrothecium flacatum, 91
- Sida carpinifolia**
 Asterina diplocarpa, 19
- Sida cordifolia**
 Puccinia heterospora, 130
- Sida glutinosa**
 Puccinia heterospora, 130
- Sida hederaefolia**
 Puccinia heterospora, 130
- Sida humilis**
 Puccinia heterospora, 130
- Sida procumbens**
 Puccinia heterospora, 130
- Sida spinosa**
 Puccinia heterospora, 130
- Sida urens**
 Meliola Molleriana, 35
 Puccinia heterospora, 130
- Sida** sp.
 Cercospora densissima, 94
 Erysiphe communis, 27
- Sideroxylon foetidissimum**
 Halstedtia portoricensis, 29
- Smilax coriacea**
 Meliola Smilacis, 36
- Smilax domingensis**
 Puccinia Smilacis, 136
 Phyllachora smilacicola, 54
- Solanum jamaicense**
 Meliola Solani, 36
- Solanum Melongena**
 Acrostalagmus albus, 88
 Bacterium Solanacearum, 10
 Cladosporium herbarum, 97
 Gloeosporium Melongenae, 87
 Phomopsis vexans, 80
- Solanum nigrum**
 Cercospora rigospora, 95
- Solanum persicifolium**
 Irene glabroides, 30
- Solanum rugosum**
 Asterina dilabens, 18
 Irene glabroides, 30
- Solanum torvum**
 Cercospora trichophila, 96
 Cladosporium fulvum, 97
 Erysiphe Cichoracearum, 27
 Puccinia tubulosa, 137
- Solanum tuberosum**
 Alternaria Solani, 91
 Bacterium Solanacearum, 10
 Corticium vagum, 150
 Phytophthora infestans, 13

- Solanum verbascifolium**
Cercospora trichophila, 96
- Solanum** sp.
Asterina portoricensis, 19
Didymaria Solani, 89
Mycosphaerella dubia, 61
- Sorghum vulgare** see
Holcus Sorghum
- Sparganophorus Vaillantii** see
Struchium sparganophorum
- Spathiger rigidus**
Uredo Guacae, 141
- Spermacoce ocimifolia** see
Hemidiodia ocimifolia
- Spermacoce riparia**
Puccinia laterita, 132
- Spermacoce tenuior**
Puccinia laterita, 132
- Sphenoclea zeylanica**
Cercosporidium Helleri, 96
- Spodias Mombin**
Cerotelium alienum, 115
Meliola Mococladiae, 32
- Sporobolus indicus**
Helminthosporium Ravenelii, 99
Tolyposporella Sporoboli, 110
Uromyces ignobilis, 123
- Sporobolus virginicus**
Uromyces ignobilis, 123
- Stachytarpheta jamaicensis** see
Valerianoides jamaicense
- Stachytarpheta strigosa** see
Valerianoides strigosum
- Stenolobium stans** see
Tecoma stans
- Stenorrhynchus lanceolatus**
Uredo pustulata, 143
- Stenotaphrum secundatum**
Meliola Stenotaphri, 36
Ustilago affinis, 107
- Stethoma pectoralis**
Puccinia Ruelliae, 136
- Stethoma verticillaris**
Guignardia Justiciae, 61
- Stigmaphyllon lingulatum**
Puccinia inflata, 132
- Stigmaphyllon tomentosum**
Phyllachora Banisteriae, 51
- Stigmaphyllon** sp.
Morenoella decalvens Stigmatophylli, 24
- Stigmatophyllum** see
Stigmaphyllon
- Stizolobium pruritus**
Cercospora Mucunae, 95
Mycosphaerella Mucunae, 62
- Struchium sparganophorum**
Uredo Sparganophori, 144
- Synedrella nodiflora**
Puccinia Melampodii, 134
- Syntherisma digitata**
Piricularia grisea, 90
Puccinia substriata, 137
Puccinia tubulosa, 137
- Syntherisma sanguinalis**
Mycosphaerella Maydis, 62
- Tabebuia haemantha**
Meliola bidentata, 31
Mycosphaerella Tabebuiae, 62
- Tabebuia pallida**
Meliola bidentata, 31
Meliola Tecomae, 37
Prospodium plagiopus, 119
- Tabernaemontana oppositifolia**
Meliola Tabernaemontanae, 36
- Tagetes erecta**
Puccinia tageticola, 137
- Tagetes patula**
Puccinia tageticola, 137
- Tagetes tenuifolia** see
Tagetes patula
- Tamonea guianensis**
Asterina guianensis, 19
Lembosia Rolliniae, 23
- Tamonea macrophylla**
Morenoella Miconiae, 24
- Tecoma pentaphylla** see
Tabebuia pallida
- Tecoma stans**
Prospodium appendiculatum, 119
- Tectaria martinicensis**
Desmella superficialis, 120
- Teramnus uncinatus**
Cercospora maricaoensis, 95
Meliola bicornis, 31
Phakopsora Vignae, 113
Uromyces Cologaniae, 122
- Tetrazygia elaeagnoides**
Asterina dilabens, 18
Asterina Tetrazygiae, 20
Dothidina peribebuyensis, 49
Guignardia Tetrazygia, 61
- Thalia geniculata**
Puccinia Cannae, 127
- Theobroma Cacao**
Colletotrichum Cradwickii, 85
Corticium salmonicolor, 150
Creonectria Bainii, 42
Diplodia cacaocicola, 79
Spicaria colorans, 90
- Thespesia grandiflora** see
Montezuma speciosissima
- Thouinia striata** see
Thyana striata
- Thrinax microcarpa**
Catacauma palmicola, 50
Graphiola Phoenicis, 106
Meliola furcata, 33
- Thrinax Ponceana** see
Thrinax microcarpa

- Thrinax praeceps** see
Thrinax microcarpa
- Thrinax** sp.
Helminthosporium spiculiferum, 99
- Thyana striata**
Cercospora Thouinia, 96
Meliola Thouinia, 37
- Thyana** sp.
Cladosporium hypophloeum, 97
- Thyella tamnifolia**
Coleosporium Ipomoeae, 112
- Tontanea herbacea**
Irene seminata, 30
- Tournefortia bicolor**
Aecidium Tournefortiae, 139
- Tournefortia hirsutissima**
Aecidium Tournefortiae, 139
- Tournefortia laurifolia**
Asterina vagans, 20
- Tournefortia microphylla**
Aecidium Tournefortiae, 139
Uromyces dolichosporus, 123
- Tournefortia scabra**
Uromyces dolichosporus, 123
- Trabutiella** sp.
Diatricium Trabutiella, 50
- Trichilia pallida**
Uredo Trichiliae, 144
- Trichostigma octandrum**
Cercospora Trichostigmae, 96
Linospora Trichostigmae, 60
Puccinia Rivinae, 135
- Triticum aestivum**
Ustilago Triticis, 108
- Triticum vulgare** see
Triticum aestivum
- Triumfetta Bartramia**
Puccinosira pallidula, 117
- Triumfetta Lappala**
Puccinosira pallidula, 117
- Triumfetta rhomboidea** see
Triumfetta Bartramia
- Triumfetta semitriloba**
Meliola Triumfettae, 37
Phyllosticta Stevensii, 83
Puccinosira pallidula, 117
- Tupa robusta**
Colletotrichum Lobeliae, 86
- Turpinia paniculata**
Meliola Guignardi, 33
- Urechites lutea**
Phyllosticta glaucispora, 82
- Vachellia Farnesiana**
Ravenelia siliquae, 118
- Valerianoides cayennense**
Endophyllum Stachytarphetae, 116
Meliola glabroides, 30
Puccinia Urbaniana, 138
- Valerianoides jamaicense**
Puccinia Urbaniana, 138
- Valerianoides strigosum**
Puccinia Urbaniana, 138
- Valota insularis**
Phyllachora Eriochloae, 52
Puccinia eslavensis, 129
Puccinia substriata, 137
Puccinia tubulosa, 137
Sphaelotheca Panici-leucophaei, 108
- Vanilla planifolia** see
Vanilla Vanilla
- Vanilla Vanilla**
Fusarium Solani, 104
Glomerella rufomaculans, 59
- Varronia alba** see
Calyptrocordia alba
- Varronia corymbosa**
Dimerium Stevensii, 29
Irene longipoda, 30
- Varronia** sp.
Helminthosporium Varroniae, 99
Meliola Molleriana, 35
- Verbena** sp.
Sphaerotheca Humuli, 28
- Vernonia albicaulis**
Puccinia Arthuriana, 126
Puccinia insulana, 132
- Vernonia borinquensis**
Puccinia Arthuriana, 126
- Vernonia phyllostachya** see
Vernonia sericea
- Vernonia sericea**
Puccinia Arthuriana, 126
- Vigna repens**
Erysiphe Polygoni, 27
Parodiella perisporioides, 37
Uromyces appendiculatus, 121
- Vigna unguiculata**
Cercospora canescens, 93
Cercospora cruenta, 93
Cercospora Vignae, 96
Erysiphe Polygoni, 27
Physarum cinereum, 5
- Vigna vexillata**
Phyllachora Phaseoli, 53
Uromyces appendiculatus, 121
- Viola** sp.
Cercospora Violae, 96
Gloeosporium Violae, 87
- Vitex divaricata**
Phyllachora Taruma, 54
- Vitex** sp.
Ophiobolus barbatus, 63
- Vitis vinifera**
Phakopsora Vitis, 114
- Vitis** sp.
Rhysotheca viticola, 13
- Wedelia lanceolata**
Uredo vicina, 144
- Wedelia reticulata**
Uromyces pianhyensis, 124

- Wedelia trilobata**
 Endophyllum decoloratum, 116
- Wissadula amplis ma**
 Puccinia heterospora, 130
- Wissadula periplocifolia**
 Puccinia heterospora, 130
- Xanthium chinense**
 Puccinia Xanthii, 138
- Xanthium longirostre** see
 Xanthium chinense
- Xanthosoma** sp.
 Periconia pycnospora, 100
- Xylaria** sp.
 Pseudodiplodia Xylariae, 83
- Yucca aloifolia**
 Coniothyrium concentricum, 181
- Zamia integrifolia** see
 Zamia latifoliata
- Zamia latifoliata**
 Triposporium stelligerum, 10
- Zanthoxylum martinicense**
 Phyllachora Zanthoxyli, 55
 Trabutia Zanthoxylii, 55
- Zea Mays**
 Helminthosporium Turcicum, 99
 Phyllachora Maydis, 52
 Puccinia pallescens, 134
 Puccinia Sorghi, 136
 Rhizoctonia grisea, 105
 Ustilago Zeae, 108
- Zornia diphylla**
 Puccinia offuscata, 134

GENERIC INDEX

- Acromonium, 88
 Acrostalagmus, 88
 Acrothecium, 91
 Actinomyces, 10
 Actinonema, 78
 Aecidium, 138
 Aegerita, 103
 Agaricus, 170
 Argomyces, 117
 Albugo, 12
 Aleurodiscus, 149
 Alternaria, 91
 Amazonia, 18
 Amphinectria, 181
 Amphisphaeria, 59
 Anthostomella, 59
 Appendiculella, 28
 Arachnion, 178
 Arcyria, 8
 Arthriniium, 91
 Arthrobotrys, 88
 Arthrobotryum, 101
 Aschersonia, 84
 Ascobolus, 72
 Ascochyta, 79
 Ascodesmis, 73
 Ascophanus, 73
 Aspergillus, 16
 Asteridiellina, 25
 Asterina, 18
 Asterinella, 21
 Asterostroma, 149
 Aulographum, 21
 Auricularia, 146

 Bacillus, 9
 Bacterium, 10
 Bactrospora, 75
 Balsania, 46
 Basisporium, 92
 Belonidium, 75
 Bertia, 57
 Blastotrichum, 88
 Boletus, 156
 Borinquenia, 43
 Botryorhiza, 117
 Botryosphaeria, 65
 Botrytis, 88
 Brachysporium, 92
 Burrillia, 111

 Calonectria, 41
 Calothyrium, 21
 Capnodium, 39
 Catacauma, 49
 Catacaumella, 50
 Catastoma, 179

 Caudella, 22
 Cephalosporium, 89
 Ceratiomyxa, 3
 Ceratocarpia, 17
 Cercoseptoria, 84
 Cercospora, 92
 Cercosporidium, 96
 Cercosporium, 97
 Cerotelium, 115
 Chaetomium, 56
 Choanephora, 14
 Chromocrea, 46
 Chromocreopsis, 46
 Chromosporium, 89
 Ciboria, 74
 Ciccinobolus, 79
 Cintractia, 108
 Claddoderris, 149
 Cladosporium, 97
 Clathrus, 176
 Clavaria, 148
 Clinoconidium, 103
 Clypeolum, 25
 Clypeotrabutia, 59
 Coccoomyces, 77
 Coleosporium, 112
 Colletotrichum, 85
 Collybia, 170
 Comatricha, 6, 181
 Coniothyrium, 79, 181
 Cookeina, 71
 Coprinus, 171
 Cordyceps, 46
 Corticium, 150
 Cortinarius, 171
 Corynelia, 40
 Craterium, 4
 Creonectria, 42
 Crepidotus, 171
 Cribraria, 7, 181
 Crossospora, 114
 Cryptodiscus, 77
 Cryptostictis, 79
 Cyathus, 177
 Cymatella, 150
 Cytospora, 79

 Daedalea, 156
 Daldinia, 65
 Darluca, 79
 Dasyscypha, 74
 Dendrographium, 102
 Dermatea, 76
 Desmella, 120
 Dexteria, 43
 Diachea, 4
 Diatractium, 50

- Diatrype, 65
 Dicheirinia, 119
 Dictydium, 7
 Dictyophora, 177
 Diderma, 4
 Didymaria, 89
 Didymium, 6
 Dimeriella, 28
 Dimerina, 29
 Dimeriopsis, 29
 Dimerium, 29
 Diplocystis, 179
 Diplodia, 79
 Diplosporium, 89
 Doassansia, 111
 Dothichloe, 48
 Dothidella, 49
 Dothidina, 49
 Dothiorella, 79

 Echidnodella, 22
 Echidnodes, 22
 Ellisiella, 97
 Empusa, 14
 Endodothella, 50
 Endophylloides, 116
 Endophyllum, 116
 Endothia, 65
 Englerodthis, 50
 Englerulaster, 22
 Entomophthora, 14
 Entyloma, 110
 Ephelis, 85
 Epicoccum, 103
 Erinella, 74
 Erysiphe, 27
 Eutypa, 64
 Exosporium, 104

 Favolus, 157
 Fimetaria, 56
 Flammula, 171
 Fomes, 157
 Fuligo, 5
 Fumago, 97
 Fusarium, 104

 Galera, 171
 Geaster, 179
 Geoglossum, 73
 Gibberella, 43
 Gibellula, 102
 Glaziella, 48
 Gloeosporium, 86
 Glomerella, 59
 Gloniella, 76
 Gloniopsis, 76
 Glonium, 77
 Grallomyces, 106
 Graphiola, 106
 Graphium, 102

 Griggsia, 78
 Guepinia, 148
 Guignardia, 60

 Halstedtia, 29
 Haplographium, 98
 Heliomyces, 171
 Helminthosporium, 98
 Helotium, 74
 Hemeleia
 Hemitrichia, 8
 Herpotrichia, 57
 Heterochaete, 147
 Heterosporium, 99
 Hexagona, 159
 Himantia, 105
 Hirsutella, 102
 Hormiaetella, 99
 Humaria, 71
 Hyaloderma, 29
 Hyalosphaeria, 43
 Hydnum, 155
 Hymenochaete, 151
 Hypochnum, 151
 Hypocrea, 47
 Hypocrella, 47
 Hypomyces, 47
 Hypospila, 57
 Hypoxylon, 66
 Hysterium, 77

 Illosporium, 104
 Ionomidotis, 75
 Irene, 29
 Irpex, 156
 Isaria, 102
 Isariopsis, 102
 Isthmospora, 99

 Karschia, 75
 Kretzschmaria, 67
 Kuehneola, 120

 Lachnea, 71
 Lamproderma, 7
 Lamprospora, 72
 Laschia, 159
 Lasiosphaeria, 58
 Laternea, 176
 Lembosia, 22
 Lembosidium, 23
 Lentinus, 171
 Lenzites, 160
 Lepiota, 172
 Leptosphaeria, 63
 Leptothyrium, 85
 Linospora, 60
 Lizonia, 58
 Lophodermium, 76
 Lycogala, 8
 Lycogalopsis, 180

- Lycoperdon, 180
 Lysurus, 176

 Macbridella, 43
 Macrosporium, 100
 Marasmius, 173
 Megalonectria, 44
 Melanconis, 65
 Melanconium, 87
 Melanomma, 58
 Melasmia, 85
 Meliola, 31
 Meliolidium, 37
 Melophia, 80
 Merulius, 160
 Metarrhizium, 89
 Metasphaeria, 63
 Microcera, 104
 Microclava, 100
 Micrococcus, 9
 Micropeltidium, 25
 Micropeltis, 25
 Microsphaera, 27
 Microstroma, 152
 Microthyrium, 23
 Midotis, 76
 Milesia, 114
 Monilia, 89
 Monogrammia, 89
 Monosporium, 89
 Morenoella, 23
 Muchmoria, 104
 Mutinus, 177
 Mycobonia, 152
 Mycosphaerella, 61
 Mykositynx, 109
 Myriangium, 16
 Myriogenospora, 50
 Myrmaccium, 65
 Myrothecium, 104

 Napicladium, 100
 Naucoria, 174
 Nectria, 44
 Niptera, 75
 Nummularia, 67

 Odontia, 156
 Oidium, 89
 Olivea, 114
 Olpidium, 11
 Omphalia, 174
 Ophiobolus, 63
 Ophionectria, 45
 Ophiotheca, 181
 Orbillia, 75
 Ostreionella, 77
 Otthia, 64
 Ozonium, 105

 Panaeolus, 174
 Panus, 174

 Paranectria, 45
 Parasaccharomyces, 15
 Parodiella, 37
 Parodiopsis, 37
 Passalora, 100
 Patellaria, 76
 Pellicularia, 90
 Penicillium, 17
 Peniophora, 152
 Periconia, 100
 Perisporina, 38
 Perisporium, 181
 Pestalozzia, 87
 Peziza, 72
 Phaodimeriella, 38
 Phaeodothiopsis, 55
 Phaeosaccardinula, 39
 Phaeosphaerella, 63
 Phaeospora, 58
 Phakopsora, 113
 Phialea, 74
 Phillipsia, 72
 Phoma, 80
 Phomopsis, 80
 Phyllachora, 51
 Phyllosticta, 80
 Physalacria, 149
 Physalospora, 63
 Physarum, 5, 181
 Physopella, 113
 Physospora, 90
 Phytophthora, 13
 Pilobolus, 14
 Pilosace, 175
 Piricularia, 90
 Plasmodiophora, 3
 Pleurage, 56
 Plicatura, 175
 Podosporium, 103
 Podostroma, 48
 Polyporus, 160
 Polystigma, 47
 Poria, 168
 Poronia, 68
 Porostigme, 40
 Prospodium, 119
 Psathyra, 175
 Psathyrella, 175
 Pseudodiplodia, 83
 Pseudomonas, 10
 Pseudonectria, 45
 Pseudoperisporium, 41
 Pseudoperonospora, 12
 Psilogonium, 77
 Puccinia, 125
 Pucciniopsis, 104
 Puccinosira, 117
 Pyronema, 72

 Ramularia, 90
 Ravenelia, 117

- Reticularia, 8
 Rhizoctonia, 105
 Rhizopus, 13
 Rhysotheca, 13
 Rimbachia, 169
 Rosellinia, 58
 Rostronitschkia, 64

 Saccharomyces, 16
 Saccobolus, 73
 Schizophyllum, 175
 Scirrha, 55
 Sclerotium, 106
 Scoleconectria, 45
 Scolecopeltella, 26
 Scolecopeltis, 26
 Scytinotus, 175
 Septobasidium, 146
 Septoidium, 100
 Septonema, 101
 Septoria, 83
 Seuratia, 39
 Seynesia, 25
 Solenia, 169
 Solenoplea, 68
 Sorica, 39
 Spegazzinia, 105
 Spermopedia, 48
 Sphacelotheca, 108
 Sphaerobolus, 178
 Sphaerodermatella, 45
 Sphaerostilbe, 46
 Sphaerotheca, 28
 Spicaria, 90
 Spirogramma, 68
 Sporormia, 56
 Sporotrichum, 91
 Stemonitis, 6
 Stephanoma, 91
 Stereum, 153
 Stevensula, 38
 Stictis, 78
 Stigmatea, 63
 Stilbella, 103
 Stilbocrea, 48
 Stilbum, 103
 Stropharia, 175

 Tetracocosporium, 101
 Tetraploa, 101

 Thaxteria, 64
 Thecaphora, 110
 Thielaviopsis, 101
 Thyronectria, 46
 Tolyposporella, 110
 Trabutia, 55
 Trabutella, 56
 Trametes, 169
 Tranzschelia, 119
 Tremella, 147
 Tremellodendron, 148
 Triblidium, 78
 Trichobelonium, 75
 Trichoderma, 91
 Tricholoma, 175
 Trichomerium, 38
 Trichopeltis, 25
 Trichopeziza, 75
 Trichosphaeria, 59
 Trichostroma, 105
 Trichothecium, 91
 Trichothyrium, 39
 Triposporium, 101
 Tubercularia, 105
 Tubifera, 7
 Tylostoma, 180

 Uleodothis, 49
 Uredo, 139
 Urocystis, 110
 Uromyces, 120
 Ustilaginoidea, 48
 Ustilago, 107
 Ustulina, 68

 Valsa, 64
 Valsaria, 65
 Vermicularia, 84
 Verticicladium, 101
 Verticillium, 91

 Wageria, 39
 Woroninella, 11

 Xylaria, 68

 Zignoella, 59
 Zygosporium, 101
 Zythia, 85

PARTS ISSUED

VOLUME I (complete in four parts with index).

- Part 1. History of the Survey by N. L. Britton.
Geological Introduction by C. P. Berkey.
Geology of the San Juan District with colored map
by D. R. Semmes.
- Part 2. Geology of the Coamo-Guayama District with colored
map by E. T. Hodge.
- Part 3. Geology of the Ponce District with colored map by
G. J. Mitchell.
- Part 4. The Physiography of Porto Rico with colored map by
A. K. Lobeck.

VOLUME II.

- Part 1. Geology of the Lares District with colored map by
Bela Hubbard.
- Part 2. Geology of the Humacao District with colored map by
Charles R. Fettke.

VOLUME III.

- Part 1. Tertiary Mollusca from Porto Rico by C. J. Maury.
- Part 2. Tertiary Mollusca from the Lares District by Bela
Hubbard.

VOLUME V. (complete in four parts with generic index).

- Part 1. Descriptive Flora—Spermatophyta (Part) by N. L.
Britton and Percy Wilson.
- Part 2. Descriptive Flora—Spermatophyta (Continued).
- Part 3. Descriptive Flora—Spermatophyta (Continued).
- Part 4. Descriptive Flora—Spermatophyta (Continued).

VOLUME VI.

- Part 1. Descriptive Flora—Spermatophyta (Continued).
- Part 2. Descriptive Flora—Spermatophyta (Continued).
- Part 3. Descriptive Flora—Spermatophyta (Concluded).
Descriptive Flora—Pteridophyta, by William R. Maxon.

VOLUME VIII.

- Part 1. Mycology, by Fred J. Seaver and Carlos E. Chardon.

VOLUME IX.

- Part 1. Chiroptera and Insectivora, Living and Extinct, by
H. E. Anthony.
- Part 2. Rodentia and Edentata, Living and Extinct, by H. E.
Anthony.

The above parts may be procured at \$2 each by addressing,
Secretary New York Academy of Sciences, 77th Street and Central
Park West, New York, N. Y.

NEW YORK ACADEMY OF SCIENCES

SCIENTIFIC SURVEY

OF

Porto Rico and the Virgin Islands

VOLUME VIII—Part 2

Botany of Porto Rico and the Virgin Islands

Supplement to Mycology

Fred J. Seaver, Carlos E. Chardon, Rafael A. Toro, and Frank D. Kern

Revision of the Myxomycetes

Robert Hagelstein

Myxophyceae

Nathaniel L. Gardner



NEW YORK:
PUBLISHED BY THE ACADEMY
1932
[Issued November 22, 1932]

NEW YORK ACADEMY OF SCIENCES

SCIENTIFIC SURVEY

OF

Porto Rico and the Virgin Islands

VOLUME VIII—Part 2

Botany of Porto Rico and the Virgin Islands

Supplement to Mycology

Fred J. Seaver, Carlos E. Chardon, Rafael A. Toro, and Frank D. Kern

Revision of the Myxomycetes

Robert Hagelstein

Myxophyceae

Nathaniel L. Gardner



NEW YORK:
PUBLISHED BY THE ACADEMY
1932
[Issued November 22, 1932]

SUPPLEMENT TO MYCOLOGY

FRED J. SEAVER, CARLOS E. CHARDON AND RAFAEL A. TORO.

Collections of fungi made and studied since the publication of Part 1 of this volume in December 1926, have added knowledge of many species, here enumerated. Studies by the authors, and by coöperating students, have determined modifications in classification and nomenclature. A Bibliography of the Mycology and a supplementary Host Index are appended. The total number of Fungi, including Myxomycetes, now known to occur in Porto Rico and the Virgin Islands, is, approximately, 1610.

Page 12, add **Albugo minor** (Speg.) Cif. Nuo. Gior. Bot. Ital. n. s. **35**: 132. 1928.

Cystopus convolvulacearum minor Speg. Anal. Soc. Ci. Argentina **17**: 128. 1884.

On *Ipomoea Batatas* (L.) Lam., Porto Rico:—continental America.

Page 13, Genus **RHYSOTHECA**, place at end of **PSEUDOPERONOSPORA**, and after **RHYSOTHECA**, add Family 3. **PYTHIACEAE**.

1. **PHYTOPHTHORA** De Bary, Jour. Roy. Agr. Soc. Engl. II. **12**: 240. 1876. Add **Phytophthora Capsici** Leonian, Phytopath. **12**: 401. 1922.

On seedlings of *Capsicum frutescens* L., Porto Rico:—continental America.

Phytophthora Cinnamomi Rands, Dept. Landb. Mjo. Handel. Meded. **54**: 1-53. 1922.

On seedlings of *Persea Persea* (L.) Cockerell, Porto Rico:—endemic.

Phytophthora citrophthora (Sm. & Sm.) Leonian, Am. Jour. Bot. **12**: 444. 1925.

Pythiacystis citrophthora Sm. & Sm. Bot. Gaz. **42**: 215. 1906.

Causing fruit decays on *Citrus grandis* (L.) Osbeck and *Citrus Limonum* Risso. Isolated in the laboratory of Plant Pathology, at the College of Agriculture, by Jaime R. Guiscafré, Porto Rico:—continental America.

Phytophthora palmivora Butler, Mém. Dept. Agric. India. Bot. Ser. **1**: 1. 1907.

Pythium palmivorum Butler, loc. cit. 1907.

Phytophthora Faberi Maubl. Agr. Prot. Pays Chauds **9**: 314. 1909.

On *Cocos nucifera* L., *Sabal causiarium* (Cook) Beccari, *Antirrhinum majus* L., *Gossypium barbadense* L., Porto Rico:—India; West Indies.

Phytophthora parasitica Nicotianae Tucker, Missouri Agr. Exp. Sta. Res. Bull. **153**: 173. 1931.

Phytophthora Nicotianae Breda de Haan, Med. Lans. Planter Java **15**: 107. 1896.

Phytophthora Tabaci Saw. Rept. Dept. Agr. Res. Inst. Formosa **27**: 73. 1927.

Causing black-shank of *Nicotiana Tabacum* L., Porto Rico:—Florida; Sumatra.

For *Phytophthora terrestris* Sherb., substitute *Phytophthora parasitica* Dast. Mem. Dept. Agr. India Bot. Ser. V. 4: 177. 1913. An older name.
Correct host: for *Capsicum annum* L. read *Capsicum frutescens* L.

2. **PYTHIUM** Pring. Jahrb. Wiss. Bot. 1: 304. 1858.

1. **Pythium aphanidermatum** (Edson) Fitzpatrick, Mycologia 15: 166. 1923.
Rheosporangium aphanidermatum Edson, Jour. Agr. Res. 4: 279. 1915.
Pythium Butleri Subramanian, Mém. Dept. Agr. India 10: 181. 1919.
On *Carica Papaya* L., Porto Rico:—India.

2. **Pythium Debaryanum** Hesse, Inaugr. Dissert. Halle. 1874.
Causing damping-off of seedlings:—cosmopolitan.

3. **Pythium graminicolium** Subramanian, Agric. Res. Inst. Pusa Bull. 177. 1918.

Pythium aphanidermatum of Carpenter and of Bourne, not of Fitzpatrick.
On *Saccharum officinarum* L., Porto Rico:—Hawaii.

4. **Pythium ultimum** Trow, Ann. Bot. 15: 269. 1901.
Causing damping-off of seedlings, Porto Rico:—continental America.

After **MUCORACEAE**, add 1. **MUCOR** Micheli, Nov. Pl. Gen. 215. 1729.

1. **Mucor hiemalis** Wehmer, Ann. Myc. 1: 39. 1903.
On soils, Porto Rico:—Europe; continental America.
2. **Mucor mucedo** L. Sp. Pl. 1185. 1753.
On soils, Porto Rico:—Europe; continental America.
3. **Mucor racemosus** Fresenius, Beitr. Myk. 12. 1850.
On soils, Porto Rico:—Europe; continental America.

2. **ZYGORHYNCHUS** Nam. Ann. Myc. 8: 153. 1910.

- Zygorhynchus Vuilleminii** Namyslowski, Ann. Myc. 8: 153. 1910.
On soils, Porto Rico:—Europe; continental America.

Page 14, add, **Pilobolus Kleinii** Van Tiegh. Bull. Soc. Bot. Fr. 22: 282. 1875.
On dung, Porto Rico:—also in Europe.

After **PILOBOLACEAE**, add Family 3. **CHAETOCLADIACEAE**.

1. **CUNNINGHAMELLA** Matr. Ann. Myc. 1: 46. 1903.

- Cunninghamella albida** (Sacc.) Matruchot, Ann. Myc. 1: 56. 1903.
Oedocephalum albidum Sacc. Syll. Fung. 28: 48. 1886.
On coffee soils, Porto Rico.

- Cunninghamella elegans** Lendner, Bull. Herb. Boissier II. 7: 250. 1907.
On coffee soils, Porto Rico:—continental America.

After **CHAETOCLADIACEAE**, add Family 4, **THAMNIDIACEAE**.

1. **THAMNIDIUM** Link, Berl. Mag. Nat. Freunde 3: 31. 1809.

- Thamnidium elegans** Link, l. c. 1809.

Isolated from coffee soils Porto Rico:—Europe, United States.

Page 16, For *Saccharomyces ellipsoideus* Rees, read *Saccharomyces ellipsoideus tropicus* Lilien, Toal & Henreb. Beih. Tropenpfl. 24: 1. 1917.

At end of **SACCHAROMYCETACEAE**, add Family 2. **ENDOMYCETACEAE**.

1. **ASHBYA** Guill. Rev. Gen. Bot. **40**: 474. 1928.

Ashbya Gossypii (Ash. & Now.) Guill. l. c. 1928.

Nematospora Gossypii Ash. & Now. Ann. Bot. **40**: 74. 1926.

Ashbya Gossypii Fragoso & Ciferri, Bol. Soc. Espan. Hist. Nat. **28**: 131. 1928.

On *Gossypium barbadense* L., Porto Rico:—Trinidad; Santo Domingo.

After **MYRIANGIACEAE**, add 2. **ELSINOE** Rac. Par. Alg. Fung. Java **1**: 14. 1900.

Elsinoe Canavaliae Rac. l. c. 1900.

On *Phaseolus lunatus* L., Porto Rico:—Cuba.

Page 17, **Aspergillus terreus** Thom, add habitat: soil.

For **Ceratocarpia Wrightii** (Berk. & Curt.) Toro, read **Myriangium Tunae** (Spreng.) Pet. Ann. Myc. **27**: 359. 1929. *Sphaeria Tunae* Spreng., an older name. Add synonym, *Stevensa Wrightii* (B. & C.) Trott.; Sacc. Syll. Fung. **24**: 261. 1926.

Add, **Penicillium implicatum** Biourge, La Cellule **33**: 278. 1923.

On coffee soils, Porto Rico:—Europe.

Penicillium Steckii Zaleski, Bol. Acad. Polonaise, Ser. B. **1927**: 469.

On coffee soils, Porto Rico.

At end of **PENICILLIUM** add 4. **SCOPULARIOPSIS** Bainier, Bull. Soc. Myc. Fr. **23**: 98. 1907.

Scopulariopsis trigonospora Emmons & Dodge, Mycologia **23**: 317. 1931.

This is the conidial stage of **Microascus trigonosporus** E. & D.

On unknown host, Porto Rico:—endemic.

Page 18, Before **MICROTHYRIACEAE**, insert family **POLYSTOMELACEAE**.

1. **POLYSTOMELLA** Speg. Anal. Soc. Ci. Argentina **26**: 53. 1888.

Polystomella Nectandrae Toro, sp. nov.

Ascomata hypophylla majuscula atra crustacea tenuia ambitu irregulariter, minuteque papillulato-ostiolata, contextu prosenchymatico-radiante fere opacum distincto; loculi sparsi sub-discoidei ovatae v. elliptico-ovatae; asci obovati majusculi, tunica crassa leniter violascente vestiti, paraphysati, 8-spori; sporae ellipticae utrimque obtusiusculae, ad medium 1-septatae, constrictae, hyalinae.

In foliis vivis *Nectandrae Sintensis* Mez, prope Ciales, Porto Rico:—leg. C. E. Chardon.

Spots none; ascomata hypophylla black, at margin radiate irregular, center black, ostiolate, .6-4 mm. in diameter; superficial mycelium none; loculi separate, somewhat ovate or elliptical ovate, 85-100 × 50-70 μ; asci in a palisade layer, obovate, sessil, obtuse and thick-walled above; thin and cuneiform at the base, violet tinted; 55 × 24 μ, 8-spored; spores inordinate, 2-celled, hyaline at first, fuscous with age, slightly constricted, upper cell shorter, roundish, lower cell elongate, obtuse at both ends, 20-26 × 8-9 μ; paraphyses filiform, longer than asci.

2. **RHAGADOLBIUM** P. Henn. & Lind. Engler Bot. Jahrb. **23**: 287. 1897.

Rhagadobium Cucurbitacearum (Rehm) Theiss. & Sydow, Ann. Myc. **12**: 275. 1914.

Dothidella Cucurbitacearum Rehm, Hedwigia **36**: 376. 1897.

On *Pepo moschata* (Duch.) Britton, Porto Rico:—Brazil, Venezuela.

Page 18, add before **MICROTHYRIACEAE** Family **TRICHOCOMACEAE**

1. **TRICHOCOMA** Jungh. Praem, Fl. Crypt. Jav. 9. 1838.

Trichocoma paradoxum Jungh. l. c.

On dead wood, Porto Rico:—also in Europe.

The specimen on which this report is based was determined by the late Dr. Roland Thaxter.

Page 19, For **Asterina Fawcetti** Ryan, read **Asterina colliculosa** Speg., an older name. Add distribution:—South America; Santo Domingo.

For **Asterina Melastomacearum** Ryan, read **Asterina Melastomatis** (Lév.) Arnaud, Les Astérinées 1: 168. 1918. An older name.

For **Asterina passifloricola** Ryan, read **Asterina megalospora** Berk. & Curt. Jour. Linn. Soc. Bot. 10: 363. 1898. Add synonym *Asterina Tacsoniae Passiflorae* Ryan. Add distribution:—North and South America.

Page 20, For **Asterina Racemosae** Ryan, read **Asterina Belluciae** P. Henn. Hedwigia 43: 374. 1904. An older name. Add distribution:—Colombia. *Asterina Tacsoniae* Pat. var. *Passiflorae* Ryan, is synonym of *Asterina megalospora* Berk. & Curt.

Page 21, For **Calothyrium Hippocratea** Ryan, read **Microthyrium Hippocratea** (Ryan) Toro, comb. nov.

For **Calothyrium Ingae** Ryan, read **Microthyrium Ingae** (Ryan) Toro, Jour. Dept. Agric. Porto Rico 10²: 13. 1926.

Page 22, For **Calothyrium Psychotriae** Ryan, read **Microthyrium Psychotriae** (Ryan) Toro, Jour. Dept. Agric. Porto Rico 10²: 13. 1926.

Caudella Psidii Ryan, add distribution: Santo Domingo; Costa Rica; Venezuela.

Echidnodes microspora (Chardon) Seaver & Toro, read **Lembosia microspora** Chardon, Mycologia 13: 282. 1921. Add synonym, *Morenoella portoricensis* Speg.

Page 23, add **Lembosia diffusa** Winter, Hedwigia 24: 30. 1885.

On *Miconia prasina* (Sw.) DC., Porto Rico:—continental South America.

Page 24, *Morenoella portoricensis* Speg., is synonym of **Lembosia microspora** (Chardón) Toro.

Page 25, For **Asteridiellina portoricensis** (Speg.) Seaver & Toro, read **Halbaniella portoricensis** (Speg.) Toro, comb. nov. **HALBANIELLA** Theiss. Ann. Myc. 14: 430. 1916. An older generic name.

Sect. **MELIOLINEAE** Stevens, Ann. Myc. 25: 405. 1927.

The genera **Amazonia** Theiss., **Meliolina** Stevens, **Irene** Theiss. & Sydow, **Irenopsis** Stevens and **Meliola** Fries, are considered in the light of the recent monograph of Stevens on the **MELIOLINEAE**.

Page 28, Transfer **AMAZONIA** Theiss. Ann. Myc. 11: 499, 1913, from the **MICROTHYRIACEAE** to this family, and add:

Amazonia Clusiae (Stevens) Stevens, Ann. Myc. 25: 415. 1927.

Meliola Clusiae Stevens, Ill. Biol. Monog. 2: 52. 1916.

On *Clusia minor* L., Porto Rico:—endemic.

Amazonia Tehoni Toro, nom. nov.

Meliola astrinoides Tehon, Bot. Gaz. 67: 503. 1919. Not Winter, Hedwigia 29: 96. 1886.

On *Genipa americana* L., Porto Rico.

For **Appendiculella arecibensis** (Stevens) Toro, read **Irene larviformis** (P. Henn.) Stevens. Add distribution:—Central and South America.

For **Appendiculella calostroma** (Desm.) Höhn., read **Irene calostroma** (Desm.) Höhn. Ann. Myc. **16**: 213. 1918.

For **Appendiculella Calophylli** (Stevens) Toro, read **Irene Calophylli** Stevens. Add distribution:—Dominica.

For **Appendiculella Compositarum** (Earle) Toro, read **Irene sororcula** (Speg.) Stevens. Add distribution:—South America; Santo Domingo; Jamaica. Add synonym: *Irene sororcula portoricensis* (Stevens) Stevens. (*Appendiculella compositarum portoricensis* (Stevens) Seaver & Toro).

For **Appendiculella tuberculata** (Stevens) Toro, read **Irene tuberculata** (Stevens) Stevens.

Page 29, For **Dimeriopsis arthrostylicola** Stevens, read **Dimerina arthrostylicola** (Stevens) Clements & Shear, Gen. Fung. 250. 1931.

After **HYALODERMA** add 7a. **IRENINA** Stevens, Ann. Myc. **25**: 442. 1927.

Irene of authors not of Theiss. & Sydow. The species reported by Seaver & Toro under *Irene* Theiss. & Sydow are transferred to **Irenina** Stevens on the authority of Stevens (l. c.).

Page 30, 2. **Irenina cyclopoda** (Stevens) Stevens, add distribution:—British Guiana; Trinidad.

3. **Irenina glabra** (Berk. & Curt.) Stevens, add distribution:—South Africa; Brazil; Argentine.

4. **Irenina glabroides** (Stevens) Stevens, add distribution:—Central America; South America; Trinidad.

5. **Irenina hyptidicola** (Stevens) Stevens, add distribution: Costa Rica; Ecuador; Santo Domingo.

7. **Irenina Lagunculariae** (Earle) Stevens, add synonym: *Amazonia Lagunculariae* (Earle) Ryan, Mycologia **18**: 107. 1927. Add distribution:—Panama.

8. **Irenina longipoda** (Gail.) Stevens, add distribution: Santo Domingo.

Add 10a **Irenina Podocarp**i (Doidge) Stevens, Ann. Myc. **25**: 447. 1927.

*Meliola Podocarp*i Doidge, Trans. Roy. Soc. So. Africa **5**: 725. 1917.

On *Nageia coriacea* (L. C. Rich.) Kuntze (*Podocarpus coriaceus* L. C. Rich) Porto Rico:—Philippine; Africa.

Page 31, **Irene triloba** (Winter) Stevens, add distribution:—Hawaii.

Meliola ambigua Pat. & Gaill., add distribution:—Santo Domingo.

Meliola amphitricha Fries, is not this species but **Irene Araliae** (Sprengel) H. Sydow, Ann. Myc. **25**: 425. 1927. Strike Australia and Philippine Islands out of the distribution of this species.

Meliola Andirae Earle, add distribution:—Panama.

For **Meliola bayamonensis** Tehon, read **Irenopsis bayamonensis** (Tehon) Stevens.

Meliola bicornis Winter, add distribution:—Africa; Philippine Islands.

Meliola bidentata Cooke, add distribution:—South America; Dominica.

Meliola Byrsonimae Stevens, add distribution:—Panama.

Page 32, **Meliola capsicola** Stevens, add distribution:—Dominica.

For **Meliola chamaecristicola** Stevens, read **Irenopsis chamaecristicola** (Stevens) Stevens.

For **Meliola Chiococcae** Stevens, read **Irenopsis Chiococcae** (Stevens) Stevens.

Meliola circinans Earle, add distribution:—British Guiana.

Meliola clavulata Winter, add distribution:—South America.

Meliola Clusiae Stevens, see **Amazonia Clusiae**.

For **Meliola Comocladiae** Stevens, read **Irenopsis Comocladiae** (Stevens) Stevens. Add distribution:—Dominica.

For **Meliola compacta** Earle, read **Irenopsis compacta** (Earle) Stevens. Add synonyms: *Irenopsis conferta* (Tehon) Stevens; *Meliola conferta* Tehon. The host as referred by Stevens (Ann. Myc. **25**: 434. 1927), to the Compositae is an error, as *Rhacoma* is a genus of the Celastraceae.

Meliola conferta Tehon, see **Irenopsis compacta** (Earle) Stevens.

For **Meliola Cupaniae** Stevens, read **Irenopsis Cupaniae** (Stevens) Stevens.

Page 33, **Meliola Cyperi** Pat.; Gaill, substitute **Meliola argentina** Speg. Anal. Soc. Ci. Argentina **9**: 177. 1880. An older name. Add distribution:—Argentina.

Meliola Dieffenbachiae Stevens, add distribution:—Santo Domingo; South America.

Meliola furcata Lév., add distribution:—Central America; Cuba; South Africa; Ceylon; Dominica; United States.

Meliola Gaillardiana Stevens, see **Meliola Piperis** Earle.

Meliola guareicola Stevens, add distribution:—Dominica.

Meliola Guignardi Gaill., is not this species but **Irenopsis portoricensis** Stevens, Ann. Myc. **25**: 433. 1927. To this species can also be referred the specimen reported by Toro from Santo Domingo on this host. Strike out from the distribution, continental South America and substitute:—Santo Domingo.

Page 34, For **Meliola Hessii** Stevens, read **Meliola Sapindacearum** Speg. Rev. Argentina Hist. Nat. **1**: 29. 1891. An older name.

Meliola Ipomoeae Earle, a better name is **Meliola malacotricha** Speg. Anal. Soc. Ci. Argentina **26**: 59. 1888. Add distribution:—Africa; South America; Central America; Philippine.

Meliola Lucumae Stevens, add distribution:—Argentina.

Meliola Magnoliae Stevens, add distribution:—Florida.

For **Meliola Marcgraviae** Tehon, read **Irenina Marcgraviae** (Tehon) Stevens. Add distribution:—British Guiana; Costa Rica.

Meliola mayaguesiana Stevens, add distribution:—Ecuador; British Guiana.

For **Meliola Mayepeae** Stevens, read **Meliola mayepeaicola** Stevens, an error of printing.

Meliola Merrillii Sydow, add synonym *Meliola varia* Dodge, Trans. Roy. Soc. South Africa 5: 738. 1917.

For **Meliola Miconiae** Stevens, read **Irenopsis Miconiae** (Stevens) Stevens. Add distribution:—Santo Domingo.

For **Meliola miconieicola** Stevens, read **Irenopsis miconieicola** (Stevens) Stevens.

Page 35, For **Meliola Molleriana** Winter, read **Irenopsis Molleriana** (Winter) Stevens. Add distribution:—South America; Santo Domingo.

For **Meliola Ocoteae** Stevens, read **Irenopsis Ocoteae** (Stevens) Stevens. Add distribution:—Dominica.

Meliola ocoteicola Stevens, add distribution:—Dominica.

Meliola Panici Earle, add distribution:—Africa; Philippines; Santo Domingo; Panama; Costa Rica; Colombia.

For **Meliola parathesicola** Stevens, read **Irenopsis parathesicola** (Stevens) Stevens.

Meliola Paullinae Stevens, add distribution:—Panama.

Meliola Piperis Earle, add synonym *Meliola Gaillardiana* Stevens. Add distribution:—Santo Domingo; British Guiana.

Page 36, **Meliola praetervisa** Gaill., add distribution:—South America; Santo Domingo.

Meliola Psychotriae Earle, add distribution:—Africa; Santo Domingo; South America.

Meliola pteridicola Stevens, add distribution:—Central America.

For **Meliola rectangularis** Stevens, read **Irenopsis rectangularis** Stevens.

Meliola Rudolphiae Stevens, add distribution:—Colombia.

Meliola Serjaniae Stevens, add distribution:—Costa Rica.

For **Meliola Solani** Stevens, read **Irenopsis Solani** (Stevens) Stevens. Add synonym: *Irene Solani* (Stevens) Toro, Mycologia 19: 73. 1927. Add distribution:—Santo Domingo; Central and South America.

Page 37, **Meliola Tecomae** Stevens, add distribution:—Dominica.

For **Meliola tenuissima** Stevens, read **Irenopsis tenuissima** (Stevens) Stevens. Add distribution:—Costa Rica; Santo Domingo.

For **Meliola tortuosa** Winter; Gaill., read **Irenopsis tortuosa** (Winter) Stevens. Add distribution:—Santo Domingo.

For **Meliola toruloidea** Stevens, read **Irenopsis toruloidea** (Stevens) Stevens. Add synonym: *Irene toruloidea* Stevens & Tehon, Mycologia 18: 18. 1926. Add distribution:—Trinidad; Panama; Costa Rica.

For **Meliola Triumphetae** Stevens, read **Irenopsis coronata** (Speg.) Stevens. *Meliola coronata* Speg. Anal. Soc. Ci. Argentina 14: 175. 1883. An older name. Add synonym: *Irenopsis coronata* Speg. Add distribution:—Paraguay; Africa; Brazil; Argentina.

Page 38, For **Perisporina Meliolae** (Stevens) Speg., read **Meliolina Meliolae** (Stevens) Stevens.

For **Perisporina Paullinae** (Stevens) Speg., read **Meliolina Paullinae** (Stevens) Stevens.

For **Phaeodimeriella Cayaponiae** (Garman) Seaver & Toro, read **Phaeodimeris Cayaponiae** (Garman) Toro, comb. nov. **PHAEODIMERIS** Speg. Rev. Mus. La Plata **15**: 13. 1908. An older name. Synonym, host, and note, belong to the species below and should be so transferred.

For **Phaeodimeriella guarapiensis** (Speg.) Theiss., read **Phaeodimeris guarapiensis** (Speg.) Toro, comb. nov. Synonym, host and note belong to above species and are here transferred accordingly.

Add 15a. **TOROA** Sydow, Jour. Dept. Agric. Porto Rico **10**²: 20. 1926.

1. **Toroa dimerosporioides** (Speg.) Sydow, l. c. 1926.

Asteridium dimicrosporioides Speg. Fung. Guar. **2**: 17. 1888.

Perisporium Bromeliae Stev. Trans. Ill. Acad. Sci. **10**: 168. 1917.

Chactrosphaeria Bromeliae Frag. & Cif. Bol. Real Soc. Esp. Hist. Nat. **25**: 449. 1925.

On *Bromelia Pinguin* L., Porto Rico:—Santo Domingo; South America.

16. **SORICA** Gieslen, belongs to the Coryneliaceae. Transfer to this family after **CORYNELIA** Fr.

Page 43, Before **Gibberella pulicaris**, insert: **Gibberella moniliformis** (Sheldon) Wineland, Jour. Agr. Res. **28**: 920. 1924.

Perfect form of *Fusarium moniliformis* Sheldon.

On *Coffea arabica* L. causing wilt seed-beds, Porto Rico:—United States.

Page 47, add **Hypocrella Guaranitica** Speg. Anal. Soc. Ci. Argentina **19**: 47. 1885.

On *Inga laurina* Willd. Porto Rico:—continental South America.

Page 49, add: **Catacauma Amyridis** (Seaver) Chardon, Jour. Dept. Agric. Porto Rico **16**: 170. 1932.

Phyllachora Amyridis Seaver, Mycologia **20**: 215. 1928.

On *Amyris elemifera* L., Desecheo: Cuba, Florida, Bahama, Santo Domingo.

A microscopical examination of the type material, from Desecheo Island, shows that the stroma is subepidermal and the species falls under *Catacauma* in Theissen & Sydow's keys.

Catacauma Ocoteae Stevens, substitute for and transfer to page 53 as follows:

Phyllachora perplexans Chardon, Jour. Dept. Agric. Porto Rico **16**: 182. 1932.

Catacauma Ocoteae Stevens, Bot. Gaz. **69**: 251. 1920.

On *Ocotea leucoxylo* (Sw.) Mez, Porto Rico:—endemic.

The nomenclature of this species is very perplexing. Stevens described it as a *Catacauma* but evidently he did not make median sections through the stromata, which show clypei above and below, typically *Phyllachora*-like. The species is thus removed to *Phyllachora* but the specific name *Ocoteae* is untenable in that genus, since there is *P. Ocoteae* P. Henn. from Brasil. Hence a new specific name is proposed here.

Page 50, **Catacauma repens** (Corda) Theiss. & Sydow, omit and substitute **Catacauma portoricensis** Chardon, Mycologia **19**: 297. 1927.

On *Ficus Stahlia* Warb., Porto Rico:—endemic.

Known only from two collections (*Chardon 1543*, Quebradillas: *Chardon 1608*, Sabana Hoyos, Arecibo).

Add, **Catacauma semilunata** Chardon, Jour. Dept. Agric. Porto Rico **13**: 7. 1929.

On *Eugenia* sp., Porto Rico:—endemic.

This species is based on a single collection made at the Maricao Insular Forest (*Chardon 2964 a*). It has lunulate spores and may prove to be the same as *Catacauma Myrciae* (Lév.) Theiss. & Sydow.

Catacaumella Gouaniae Stevens, add to distribution: Santo Domingo, Colombia, Costa Rica.

Diatractium Cordiae (Stevens) Sydow, add to distribution: Panama.

Omit: Genus **ENGLERODOTHIS** and the species **E. kilimandscharica** (P. Henn.) Theiss. & Sydow, and transfer to page 53 under:

Phyllachora Mayepeae Stevens & Dalbey, Bot. Gaz. **68**: 56. 1919.

On *Mayepea domingensis* (Lam.) Krug & Urban, Porto Rico. Endemic.

Myriogenospora Bresadoleana P. Henn., add to distribution: Santo Domingo.

Page 51, Genus **PHYLLACHORA** Nitschke.

On account of our recent studies of this genus, important changes and additions are suggested here. Our knowledge of this genus is still far from complete, even for the small island Porto Rico, and occasional new species are still being found.

Phyllachora Andropogonis (Schw.) Karst. & Hariot is a composite species which probably does not occur in the island. The specimen referred to it has been described as:

Phyllachora Ortonii Chardon, Jour. Dept. Agric. Porto Rico **13**: 9. 1929.

On *Paspalum millegrana* Schrad., Porto Rico: Endemic. Known from a single collection at Naguabo (*Stevens 6763*).

Phyllachora amphibola Sydow, Ann. Myc. **24**: 383. 1926.

Catacauma Ingae Chardon, Jour. Dept. Agric. Porto Rico **13**: 7. 1929.

On *Inga Inga*, Porto Rico:—Costa Rica.

Phyllachora minima Chardon, Jour. Dept. Agric. Porto Rico **16**: 175. 1932.

On *Bouteloua heterostega* (Trin.) Griffiths, Mayaguez, Porto Rico. Endemic.

Omit **Phyllachora assimilis** Theiss. & Sydow, and substitute **Phyllachora brevifolia** Chardon, Jour. Dept. Agric. Porto Rico **13**: 9. 1929.

Same host. Endemic.

Add **Phyllachora Anthephorae** Sydow, Ann. Myc. **13**: 439. 1915.

On *Anthephora hermaphrodita* (L.) O. Kuntze, Jamaica, Costa Rica.

Not collected by recent mycologists. The determination is based on two collections deposited at the N. Y. Botanical Garden: one labelled "Manati ad Coto 6735 Sintenis Collector," and another by Mr. & Mrs. Heller. Both have been compared with the type from Jamaica.

Phyllachora Canafistulae Stevens & Dalbey, add to distribution: Costa Rica.

Omit **Phyllachora cornuospora** Atk. and insert: **Phyllachora cornisporae-necrotica** Chardon, Bol. Real Soc. Esp. Hist. Nat. **28**: 116. 1928.

On *Paspalum virgatum* L., Porto Rico:—Colombia, Panamá, Guatemala.

Add, **Phyllachora conspicua** Ferd. & Winge, Bot. Tidskr. **29**: 19. 1908.

On *Jacquinii Barbasco* (Loefl.) Mez. St. Croix.

Page 52, Add **Phyllachora Chamaefistulae** Chardon, Jour. Dept. Agric. Porto Rico **16**: 181. 1932.

On *Chamaefistula antillana* Britton & Rose, Porto Rico. Endemic.

Phyllachora Noblei Chardon, Jour. Dept. Agric. Porto Rico **16**: 181. 1932.

On *Chiococca alba* (L.) Hitch., Porto Rico. Endemic.

Omit **Phyllachora Eriochloae** Speg., and substitute the following two species:

Phyllachora insularis Chardon, Jour. Dept. Agric. Porto Rico **13**: 11. 1929.

On *Valota insularis* (L.) Chase, Porto Rico:—Santo Domingo, Colombia.

Phyllachora paspalicola P. Henn. Hedwigia **48**: 106. 1908.

On *Paspalum conjugatum* Berg., Porto Rico:—Panama, continental South America.

Phyllachora Eugeniae Chardon, Mycologia **19**: 300. 1927.

On *Eugenia rhombea* (Berg.) Krug & Urban, Porto Rico:—Santo Domingo.

Omit **Phyllachora graminis** (Pers.) Fuckel, formerly reported on various grasses, but all the forms have been referred to other species.

Under **Phyllachora Galactiae** Earle, include as new hosts, *Galactia dubia* DC. and *Bradburya virginiana* (L.) Kuntze; add to distribution, Santo Domingo, continental South America; and include here specimens reported as *Phyllachora Lathyri* (Lév.) Theiss. & Sydow, a European and Asiatic species which should be excluded from our flora.

Under **Phyllachora gratissima** Rehm, add to distribution: Jamaica.

Add **Phyllachora guianensis** Stevens, Illinois Biol. Monog. **8**: 19. 1923.

Phyllachora Paspali-virgati Chardon, Jour. Dept. Agric. Porto Rico **13**: 12. 1929.

On *Paspalum virgatum* L., Porto Rico:—continental South America.

Add **Phyllachora inconspicua** Chardon, Mycologia **19**: 299. 1927.

On *Stigmaphyllon lingulatum* (Poir.) Small, Porto Rico. Endemic.

Under **Phyllachora Maydis** Maubl., add to distribution: Guatemala, Colombia.

Phyllachora Myrciae (Lév.) Sacc. Syll. Fung. **2**: 597. 1883.

Dothidea Myrciae Lév. Ann. Sci. Nat. III. **5**: 264. 1846.

On *Myrcia paniculata* (Jacq.) Krug & Urban, Porto Rico and Tortola:—continental South America.

Page 53. Under **Phyllachora nitens** Garman, add to distribution: Dominica.

Omit **Phyllachora perforans** (Rehm.) Sacc. & Sydow and refer it to **Phyllachora Securidacae** P. Henn.

Under **Phyllachora Phaseoli** (P. Henn.) Theiss. & Sydow, add to distribution: Costa Rica.

Page 54. Under **Phyllachora serjaniicola** Chardon, reported to be endemic, add to distribution: Santo Domingo, Venezuela, Panama.

Under **Phyllachora sphaerosperma** Winter, add to distribution: Santo Domingo.

Add: **Phyllachora Torrubiae** Chardon, Jour. Dept. Agric. Porto Rico **16**: 185. 1932.

On *Torrubia fragrans* (Dum.) Standley, Porto Rico. Endemic.

Under **Phyllachora Tragiae** (Berk. & Curt.) Sacc., add to distribution: Costa Rica.

Add **Phyllachora Ulei** Winter, Grevillea **15**: 90. 1887.

On *Dioscorea* sp., *Rajania cordata* L., Porto Rico:—continental South America.

Page 55. Under **Phyllachora Whetzelii** Chardon, add to distribution:—Santo Domingo.

Omit **Phyllachora Zanthoxyli** Winter, and **Trabutia Zanthoxyli** Chardon and replace both by:

Phyllachora Winteri Sacc. & Sydow; Sacc. Syll. Fung. **14**: 673. 1899.

Phyllachora Zanthoxyli Winter, Hedwigia **26**: 34. 1887. Not Cooke.

Trabutia Zanthoxyli Chardon, Sci. Surv. Porto Rico **8**: 55. 1926.

On *Zanthoxylon martinicense* DC., Porto Rico:—Santo Domingo, Costa Rica. continental South America.

Under **Phaeodothiopsis Eupatorii** Stevens, add to distribution: Honduras.

Omit **Trabutia Guazumae** Chardon, and replace for:

Phyllachora Guazumae P. Henn., char. emend. Chardon, Jour. Dept. Agric. Porto Rico **14**: 264. 1930.

Trabutia Guazumae Chardon, Mycologia **13**: 291. 1921.

Same host, add to distribution: Santo Domingo and continental South America.

Page 56. After genus **TRABUTIELLA** Theiss. & Sydow, add:

12. **SPHAERODOTHIS** Shear, Mycologia **1**: 162. 1909.

1. **Sphaerodothis luquillensis** Chardon, Jour. Dept. Agric. Porto Rico **13**: 13. 1929.

On *Eriochloa punctata* (L.) Desv., Porto Rico. Endemic.

2. **Sphaerodothis portoricensis** Chardon, Jour. Dept. Agric. Porto Rico **16**: 189. 1932.

On *Arthrostylidium sarmentosum* Pilger, Porto Rico. Endemic.

13. **DICTYOCHORINA** Chardon, Jour. Dept. Agric. Porto Rico **16**: 190. 1932.

1. **Dictyochorina Arundinellae** Chardon, l. c. 1932.

On *Arundinella martinicensis* Griseb., Porto Rico:—Guatemala.

2. **Dictyochorina portoricensis** Chardon, l. c. 1932.

On *Eugenia axillaris* (Sw.) Willd., Porto Rico. Endemic.

After **CHAETOMIUM**, add 2. **MICROASCUS** Zukal, Verhand. Zool. Bot. Gesells. Wien **35**: 333. 1885.

Microascus trigonosporus Emmons & Dodge, Mycologia **23**: 317. 1931.

On unknown host, Porto Rico. Endemic.

Page 64, add **Physalospora pyreniella** Petrak, Ann. Myc. **21**: 308. 1923.

On wood, Porto Rico:—endemic.

Page 67, add **Kretzschmaria Clavus** (Fries) Sacc. Syll. Fung. **9**: 565. 1891.

On wood, Porto Rico:—continental South America; Ceylon.

Kretzschmaria spinifera Ellis & Macbr. Bull. Lab. Nat. Hist. Univ. Iowa **4**: 71. 1896.

On bark, Porto Rico:—Mexico.

Page 69, add **Xylaria Bruneriana** Seaver, Bull. Torrey Club **50**: 309. 1923.

On fallen seeds of *Euterpe globosa* Gaert., Porto Rico:—endemic.

Page 72, add **Phillipsia dochmia** (Berk. & Curt.) Seaver, N. Am. Cup-fungi **184**. 1928.

Peziza dochmia Berk. & Curt.; Berk. Jour. Linn. Soc. **10**: 364. 1869.

On rotten wood, Porto Rico:—Cuba.

Page 79, 1. **Cryptostictis hysteroioides** Fuckel, has been shown to belong to the Melanconiaceae. Transfer next to *Colletotrichum* of that family.

After **DARLUCA** Cast., add: 7a. **DAVISIELLA** Petrak, Ann. Myc. **22**: 134. 1924.

Davisiella Elymina (Davis) Petrak, l. c. 1924.

According to Petrak (Ann. Myc. **25**: 258. 1927), what Stevens described as *Glioniella rubra* is a composite species made of different forms, to which the conidial stage is referred to the species above.

On *Arthrostylidium multispicatum* Pilger, Porto Rico. Endemic.

For **Diplodia cacaoicola** P. Henn., substitute **Diplodia Theobromae** (Pat.) Nowell, Dis. Crop Plants in Lesser Antilles, page 159, a better name.

Page 84, **Vericularia graminicola** West, read **Vermicularia graminicola** West.

Page 85, **Zythia Phaseoli** Stevens, transfer to **Sirozythia Phaseoli** (Stevens) Toro, comb. nov. The genus **SIROZYTHIA** Henn. Ann. Myc. **2**: 48. 1904 has catenulate spores as shown by this species.

In family **LEPTOSTROMATACEAE**, add, 3. **LEPRIEURINA** Arnaud, Ann. Ec. Agr. Montpellier **16**: 210. 1918.

Leprieurina radiata Toro, Jour. Dept. Agric. Porto Rico **10**²: 16. 1926.

On *Crysobalanus Icaco* L., Porto Rico. Endemic.

Page 86, Add **Colletotrichum Agaves** Cav. Fungi Longob. exs. Pug. 100. On *Agave sisalana* Perrine, Porto Rico:—Brazil.

Colletotrichum Cajani Rangel, Bol. Agr. Sao Paulo **16**: 154. 1915.

On *Cajan Cajan* (L.) Millsp., Porto Rico:—Brazil.

Colletotrichum Chardonianum Nolla, Jour. Dept. Agric. Porto Rico **17**: 120. 1927.

On *Allium Cepa* L., Porto Rico. Endemic.

Colletotrichum circinans (Berk.) Voglino, Ann. R. Acad. Agr. Torino **49**: 175. 1907.

Vermicularia circinans Berk. Gard. Chron. **1851**: 595. 1851.

On *Allium Cepa* L., Porto Rico:—United States.

Page 87, **Melanconium Sacchari** Masee. See **PLEOCYTA**.

Pestalozzia funerea Desm., omit host *Musa paradisiaca* L.

Page 88, **Pestalozzia Guepini** Desm., according to Guba, Phytopath. **19**: 219, is restricted to *Camellia*. Specimens from Porto Rico belong to other species.

Add, **Pestalozzia leprogena** Speg. Anal. Mus. Nac. Buenos Aires **23**: 119. 1912.

Pestalozzia funerea of Stevens not Desmazières.

On *Musa paradisiaca* L., Porto Rico:—Argentina.

Add, **Pestalozzia virgatula** Klebahn, Myc. Cent. **4**: 13. 1914.

Pestalozzia Guepini of Stevens.

On *Mangifera indica* L., Porto Rico:—Philippines.

After **PESTALOZZIA** add 4a. **PLEOCYTA** Petrak & Sydow, Beiheft. Repert. Spec. Nov. **42**: 454. 1927.

Pleocyta Sacchari (Masse) Petrak & Sydow, l. c.

Melanconium Sacchari Masse; Speg. Rev. Agron. y Vet. La Plata **2**: 242. 1896.

On dead and dying stalks and leaf sheaths of *Saccharum officinarum* L., Porto Rico:—continental South America.

4b. **STEIROCHAETE** A. Br. & Casp. Krank. Pfl. **1**: 28. 1886.

Steirochaete Capsici (Sydow) Sacc. Philippine Jour. Sci. **18**: 605. 1921.

Vermicularia Capsici Sydow, Ann. Myc. **11**: 329. 1913.

On *Capsicum frutescens* L., Porto Rico:—Philippines; United States.

Steirochaete McClellandii Toro, sp. nov.

Maculas orbiculares coalescentes, amphigenae, lutescentes albescentes, areola infuscata v. ferruginascente diffusa cinctae; acervuli hypophyllae, errumpentes; aetis erectae, continua, fuligineae; sporulae curvati, continuae, attenuato-acutata, laeves guttulate, hyaline.

In foliis vivis *Chrysalidocarpus lutescens* Wendl., prope Mayaguez, leg. T. B. McClelland.

Spots amphigeous, round, sometimes coalescing to form indefinite lesions with brown margins, center yellowish at first, whitish with age; mycelium septate, brown, internal, 3–4 μ wide; acervuli hypogynous, breaking through the epidermis, unevenly distributed on the spot, numerous, 40–85 μ wide; setae continuous, dark brown, 130–400 μ long, tips hyaline, surpassing the height of acervuli and easily visible as minute dark, filiform structures protruding from the leaf surface; conidiophores indistinct; spores cylindric fusoid, curved, often catenate, 20–25 \times 7–10 μ , hyaline.

Acrostalagmus albus Preuss, strike out aphids hosts and add:

On soils.

Add, **Acrostalagmus Aphidium** Oud. Beitr. Bot. Cent. **1902**: 15. 1902.

Acrostalagmus albus of Jones, Johnston & Stevenson, not of Preuss.

On *Aphis Gossypii* Glover on *Abelmoschus esculentus* (L.) Moench., *Cucumis sativus* L., *Cucumis Melo* L., *Xanthosoma sagittaeifolium* (L.) Schott., *Caladium Colocasia* (L.) W. F. Wight; on *Rhopalosiphum Persicae* Sulzer on *Solanum Melongena* L., *Capsicum baccatum* L.; on *Toxoptera aurantiae* Boyer on *Coffea arabica* L., *Citrus sinensis* (L.) Osbeck, *Mammea americana* L., *Citrus grandis* (L.) Osbeck; on *Sipha flava* on *Saccharum officinarum* L.; on *Corythaica monacha* Stal., on *Solanum Melongena* L.; on *Aphis pseudobrassicae* Davis on *Brassica oleracea* L.; on *Carolinaia Cyperi* Ainslie on *Cyperus rotundus* L.; on undetermined aphids on *Cryptostegia madagascarensis* Hemsl., on *Osmia odorata* (L.) Sch. Bip.

Page 89, add **Didymaria borinquensis** (Young) Stevens & Solh. Mycologia **23**: 400. 1931.

Cercospora borinquensis Young, Mycologia **8**: 45. 1916.

On *Calopogonium orthocarpum* Urban, Porto Rico. Endemic.

After **DIPLOSPORIUM** add: 9a. **GEOTRICHUM** Link & Osb. Mycologia **1**: 53. 1909.

Geotrichum candidum Link, l. c. 1909.

On human skin, Porto Rico:—continental America.

Monilia sitophila Mont., the perfect stage has been described as: **Neurospora sitophila** Shear & Dodge, Jour. Agric. Res. **34**: 1026. 1927.

For **Monogrammia Miconiae** Stevens, read **Areneomyces Miconiae** (Stevens) Toro, comb. nov. **ARENEOMYCES** Hoehn, Sitz-ber. Akad. Wien. **118**: 894. 1909. An older name.

Page 90, add **Ramularia tenuis** (Sydow) Toro, comb. nov.

Eriomyopsis tenuis Sydow, Ann. Myc. **25**: 137. 1927.

On mycelium of *Parodiopsis Stevensii* Arn. on *Inga* sp. Porto Rico:—Central America; Santo Domingo.

Page 91, add **Sporotrichum Citri** (Masse) Butler, Trans. Brit. Myc. Soc. **10**: 119. 1924.

Cladosporium Citri Masee, Text Book Pl. Dis. 310. 1899.

Sphaceloma Fawcetti Jenkins, Phytopath. **15**: 103. 1925.

Gloeosporium Fawcetti Heald, Man. Plant Dis. 656. 1926.

On *Citrus* sp., Porto Rico:—continental America; West Indies; Africa.

Sporotrichum Mansoni (Cast.) Toro, comb. nov.

Cladosporium Mansoni Pinoy; Cast. & Chalmers, Man. of Trop. Med. Ed. **2**: 837. 1913.

Macrosporium Mansoni Castellani—1905.

Occurring as the cause of a human skin disease, black ring-worm, Porto Rico:—tropical lands.

After **TRICHOTHECIUM** Link, add 23a. **VASCULOMYCES** Ashby, Bull. Dept. Agric. Jamaica **2**: 151. 1913.

Vasculomyces Xanthosomae Ashby, l. c. 1913.

On *Xanthosoma* sp. causing the well-known "mal de la Yautfa," Porto Rico:—Jamaica; Santo Domingo.

Before **Acrothecium flacatum** Tehon, insert: **Acrothecium Capsici** Turconi, Riv. Pat. Veg. **9**: 132. 1919.

On *Capsicum frutescens* L., Porto Rico:—Italy.

Acrothecium obovatum subcapitulatum Cif. & Ashf. Mycologia **22**: 184. 1930.

On human skin, Porto Rico. Endemic.

Acrothecium polytriadis Toro, sp. nov.

Maculae amphigenae, primitus minutae, flavidulae non vel parum determinatae, dein confluentes expansae et haud raro magnam folii partem occupantes vel totum bruneolum folium decolorantes; caespituli sat regulariter dense vel laxe dispositi, minutissimi, e cellulis pelucide brunneis contextum; conidiophoras ad apicem late rotundata ibique papillulis 3 minutis praedita; conidia olivaceo luniformia 3-septatis non vel vix constricta.

Ad foliis vivis *Polytriadis amauris* L., in hortis colitur, prope Mayaguez, leg. T. B. McClelland.

Spots amphigenous, at first small, yellowish, then coalescing, on the tips, less definitely circumscribe but twisting the leaf, often merging into a generally diffused light brown discoloration covering the whole leaf; mycelium light olive-brown, pellucid, thick-walled, closely septate; individual cells, 13–45 \times 3 μ ; conidiophores emerging between the epidermal cells, sometimes arising from the stomata, amphigenous, simple, 124 \times 160 μ long, concolorous with mycelium, subtending three spores at the tip of simple, slender sterigmata; spores olivaceous, luniform or somewhat straight, 3 septate, borne apically on the conidiophore in fascicles of 3, 40–48 \times 17 μ ; third cell from the base enlarged, dark, roundish; terminal cells small, nearly hyaline.

Add **Alternaria Brassicae** (Berk.) Sacc. Michelia **2**: 172. 1880.

On *Brassica oleracea* L., Porto Rico:—Colombia; United States.

Page 92, For **Cercospora Amaryllidis** Ellis & Ev. read **Cercospora Pan-cratii** Ellis & Ev. Jour. Myc. **3**: 15. 1887. An older name.

Cercospora borinquensis Young, see **Didymaria**.

Page 93, add **Cercospora brachypoda** Speg. Anal. Soc. Ci. Argentina **12**: 1881.

On *Abutilon hirtum* (Lam.) Sweet, *Abelmoschus esculentus* Moench, Porto Rico:—South America.

Cercospora Cajani P. Henn., see synonym under genus **MYCOVELLOSIELLA**.

Add **Cercospora Caladii** Cooke, *Grevillea* **8**: 95. 1879.

On *Cyrtospadix bicolor* (Ait.) Britton & Rose, Porto Rico:—Europe.

Cercospora Calotropidis Ellis & Ev. Ann. Rept. Missouri Bot. Gar. **9**: 120. 1898.

On *Calotropis procera* (Ait.) R. Br., Porto Rico:—United States.

Cercospora canescens Ellis & Martin, add host, *Macroptilium lathyroides* (L.) Urban.

Cercospora Caseariae Stevens, add host, *Casearia guianensis* (Aubl.) Urban.

Cercospora Cassavae Ellis & Ev., see under genus **RAGNHILDIANA**.

Add **Cercospora Clitoriae** Atk. Jour. Elisha Mitchell Sci. Soc. **8**: 62. 1892.

On *Clitoria ternatea* L., Porto Rico:—United States; Santo Domingo; Venezuela.

Cercospora cylindrospora Solh. & Stevens, *Mycologia* **23**: 376. 1931.

On *Bradburya pubescens* (Benth.) Kuntze, Porto Rico. Endemic.

Cercospora conspicua Earle, add host, *Cleome gynandra* L.

Cercospora cruenta Sacc., add host, *Phaseolus vulgaris* L.

Page 94, **Cercospora cucurbiticola** P. Henn., is not this species but **Cercospora Cayaponiae** Stevens & Solh. *Mycologia* **23**: 386. 1931.

Add **Cercospora Elephantopis** Ellis & Ev. Jour. Myc. **3**: 15. 1887.

On *Elephantopus mollis* H. B. K., Porto Rico:—continental America.

Cercospora flagellifera Ait. Jour. Elisha Mitchell Sci. Soc. **8**: 51. 1892.

On *Galactia striata* (Jacq.) Urban, Porto Rico:—United States.

Cercospora Helicteres Sydow, *Philippine Jour. Sci. Bot.* **9**: 189. 1914.

Cercospora trichophilla Stevens, *Trans. Ill. Acad. Sci.* **10**: 212. 1917.

On *Solanum torvum* Sw., Porto Rico:—Philippines.

Cercospora Hemidiodiae Toro, Jour. Dept. Agric. Porto Rico **14**: 288. 1930.

On *Hemidiodia ocimifolia* (Willd.) K. Schum., Porto Rico:—Colombia.

Cercospora instabilis Rangel, Bol. Agr. Sao Paulo **16**: 151. 1915.

Cercosporina instabilis (Rang.) Sacc. *Syll. Fung.* **25**: 905. 1931.

On *Cajan cajan* (L.) Millsp., Porto Rico:—Brazil.

Cercospora Ipomoeae Winter, *Hedwigia* **26**: 34. 1887.

On *Ipomoea* sp., *Ipomoea Pes-caprae* (L.) Roth., Porto Rico:—United States.

Cercospora Lantanae Chupp, Jour. Dept. Agric. Porto Rico **15**: 10. 1931.

On *Lantana Camara* L., Porto Rico:—Bermuda.

Page 95, **Cercospora Mucunae** Sydow, is not this species but **Cercospora Stizolobii** Sydow, *Ann. Myc.* **11**: 270. 1913.

Host *Stizolobium pruritum* of above species, as reported by Toro, is not this species, but *Stizolobium Deeringianum* Bort.

Add **Cercospora Musarum** Ashby, Bull. Dept. Agric. Jamaica **2**: 95. 1913.
On *Musa Cavendishii* Lamb., Porto Rico:—Jamaica; Bermuda.

Cercospora papillosa Atk. Jour. Elisha Mitchell Sci. Soc. **8**: 1902.

On *Valerianoides jamaicensis* (L.) Kuntze, Porto Rico:—continental America.

Cercospora Phaseolorum Cooke, Grevillea **12**: 30. 1883.

On *Phaseolus adenanthus* G. F. W. Meyer, Porto Rico:—continental America.

Cercospora Phyllanthae Chupp, Jour. Dept. Agric. Porto Rico **15**: 12. 1931.

On *Phyllanthus Niruri* L., Vieques Island. Endemic.

Page 96, **Cercospora simulata** Ellis & Ev., add host, *Ditremeza occidentalis* (L.) Britton & Rose.

Cercospora trichophila Stevens, substitute, **Cercospora Helicteres** Sydow, Philippine Jour. Sci. Bot. **9**: 189. 1914. A better name.

Add **Cercospora Turnerae** Ellis & Ev. Ann. Rept. Mo. Bot. Gar. **9**: 119. 1898.

On *Turnera ulmifolia* L., Porto Rico:—continental America.

Cercospora Vignae Racib. add host, *Vigna repens* (L.) Kuntze.

Add **Cercospora Whetzeli** Chupp, Jour. Dept. Agric. Porto Rico **15**: 16. 1931.

On *Argemone mexicana* L., Porto Rico. Endemic.

Page 97, **Cladosporium Citri** Masee, see **SPOROTRICHUM**.

Cladosporium Mansoni (Cast.) Pinoy; Cast. & Chalmers, see **SPOROTRICHUM**.

Page 98, **Haplographium echinatum** (Riv.) Sacc., change to **Cephalotrichum echinatum** (Riv.) Toro, comb. nov.

Haplographium portoricense Stevens & Dalbey, change to **Cephalotrichum portoricense** (Stevens & Dalbey) Toro, comb. nov.

Page 99, **Helminthosporium Sacchari** Butler, does not occur here. The species so referred is **Helminthosporium ocellum** Farris, Phytopath. **18**: 757. 1928.

Add **Helminthosporium stenospilum** Dreschler, Phytopath. **18**: 136. 1928.

On *Saccharum officinarum* L., Porto Rico:—Cuba; Santo Domingo; United States.

Helminthosporium Turcicum Pass., add synonym *Helminthosporium inconspicuum* Cooke & Ellis, Grevillea **6**: 88. 1878.

Page 100, **Macrosporium parasiticum** Thüim., see **THYROSPORA** below.

For **Macrosporium Porri** Ellis, read **Alternaria Porri** (Ellis) Cif. Jour. Dept. Agric. Porto Rico **14**: 31. 1930. Add synonym: *Alternaria Allii* Nolla, Phytopath. **17**: 115. 1927.

For *Passalora Cecropiae* Stevens, substitute, **Fusicladium Cecropiae** (Stevens) Toro, comb. nov., a better name.

After **PERICONIA** Tode, add 20a. **RAGNHILDIANA** Solh. Mycologia **23**: 402. 1931.

1. **Ragnhildiana gonatoclada** (Sydow) Stevens, *Mycologia* **23**: 403. 1931.
Cercospora gonatoclada Sydow, *Ann. Myc.* **23**: 425. 1925.
 On *Iresine paniculata* (L.) Osbeck, Porto Rico:—Central America.
2. **Ragnhildiana Manihotis** Stevens & Solh. *Mycologia* **23**: 404. 1931.
Cercospora Cassavae of Stevenson.
Cercospora Henningsii of Toro.
 On *Manihot Manihot* (L.) Cock., Porto Rico. Endemic.
- Septoidium Stevensii** Arnaud, change to **Clasterosporium Stevensii** (Arn.)
 Toro, comb. nov.
 Page 101, after **THIELAVIOPSIS** add 25a. **THYROSPORA** Tehon &
 Daniels, *Phytopath.* **15**: 714. 1925.
- Thyrosora parasitica** Angell, *Jour. Agr. Res.* **38**: 485. 1929.
Macrosporium parasiticum Thüm. *Myc. Univ.* 667. 1877.
 On *Allium Cepa* L., Porto Rico:—Bermuda; continental America.
 After **TRIPSOSPORIUM**, add 26a. **MYCOVELLOSIELLA** Rangel, *Arch.*
Jard. Bot. Rio Janeiro **2**: 71. 1917.
- Mycovellosiella Cajani** (P. Henn.) Rangel, l. c. 1917.
Cercospora Cajani P. Henn. *Hedwigia* **41**: 309. 1902.
Vellosiella Cajani Rangel, *Bol. Agr. Sao Paulo* **16**: 151. 1916.
 On *Cajan Cajan* (L.) Millsp., Porto Rico:—Brazil; Barbados.
 Page 102, **Isariopsis griseola** Sacc., add host, *Phaseolus lunatus* L.
- Page 104, add **Fusarium batatatis Vanillae** Tucker, *Jour. Agric. Res.* **35**:
 1127. 1927.
 On *Vanilla Vanilla* (L.) Britton, Porto Rico:—United States.
- Fusarium cubense inorodatum** Brandes, *Phytopath.* **9**: 374. 1919.
 On *Musa sapientum* L., Porto Rico.
- Fusarium moniliforme** Sheldon, *Nebraska Agr. Exp. Sta. Ann. Rept.* **1903**:
 23-32. 1903.
 The perfect form has been found to be a *Gibberella*.
 On *Zea Mays* L., *Saccharum officinarum* L., *Coffea arabica* L., Porto Rico:—
 United States.
 Page 105, **Rhizoctonia ferrugena** Matz, add hosts:
Allium Cepa L., *Beta vulgaris* L., *Brassica campestris* L., *Brassica integri-*
folia (West.) O. E. Schultz, *Brassica oleracea* L., *Cajan Cajan* (L.) Millsp.,
Cucumis sativus L., *Daucus Carota* L.
- Page 106, **Grallomyces portoricensis** Stevens, add distribution:—British
 Guiana.
- Page 109, **Mykosyrinx Cissi** (DC.) G. Beck, add distribution:—St. Thomas.
- Page 181, **Perisporium Bromeliae** Stevens, see synonyms under *Toroa*
 Sydow.

SUPPLEMENT TO UREDINALES

BY FRANK D. KERN

Since the publication of the original list, 1926, some omissions and errors have come to light and several additions are to be made, based on new material. Collections responsible for additions have been furnished chiefly by Messrs. Chardon, Toro, and Barrus. The statement regarding distribution has not been changed, except in a few instances, although in a number of species the range has been extended both within Porto Rico and outside. Here are added 11 species, bringing the total number of rusts known in Porto Rico and the Virgin Islands up to 189. Recent studies of Santo Domingo rusts by Kern, Ciferri and Thurston have added to knowledge of Porto Rico species.

Page 114, *Milesia australis* Arth. The specimen on *Polytaenium Feei* (Schaffn.) Maxon probably does not belong here.

Page 117, *Botryorhiza Hippocrateae* Whetzel & Olive. Known also from Cuba and Dominican Republic.

Page 121, *Uromyces Arachidis* (Speg.) P. Henn. Should be referred to *Puccinia Arachidis* Speg. The fact that the host is a legume would lead one to expect a *Uromyces*. The Porto Rican specimens have only uredinia. Spegazzini has described *Puccinia* teliospores from Paraguay and there is every reason to believe that our specimens belong with the South American species (see N. Am. Flora **7**: 484, 1922).

Page 124, add *Uromyces Iresines* Lagerh.; Sydow, Monog. Ured. **2**: 227. 1910.

Reported from St. Thomas (N. Am. Flora **7**: 444, 1921) on *Iresine elatior* Rich. for which an older name is *Iresine angustifolia* Euph. Known also from Guatemala and South America.

Page 126, add *Puccinia Anthephorae* (Sydow) Arth. & Johnston, Mem. Torrey Club **17**: 137. 1918.

Known from St. Croix through a phanerogamic specimen, in The New York Botanical Garden, of *Anthephora hermaphrodita* (L.) Kuntze (*A. elegans* Schreb.) collected Feb. 6, 1896, Alfred E. Ricksecker 253, which bears a few teliospores. Known also in Cuba and Jamaica.

Page 128, *Puccinia Cyperi* Arth. It seems best to list the specimens on *Kyllinga* as *Uredo Kyllingiae* P. Henn. rather than as *Puccinia Cyperi* (see Mycologia **18**: 144, 1926).

Page 129, add *Puccinia Ellisiana* Thüm. on *Andropogon glomeratus* (Walt.) B. S. P. This is founded on a collection by Whetzel, Chardon, & Toro 3351, Mountains above Yauco, May 24, 1931. In N. Am. Flora **7**: 280 this rust is listed as *Dicaeoma Marie-Wilsoni* (Peck) Arth. & Fromme.

Page 129, *Puccinia Emiliae* P. Henn. Add the host *Emilia coccinea* (Sims) Sweet, Barros, March 1, 1928, Barrus 3173; Barranquitas, May 25, 1928, Barrus 3180.

Puccinia eslavensis Diet. & Holw. This name becomes a synonym of **Puccinia atra** Diet. & Holw. (See N. Am. Flora 7: 775, 1926.)

Page 130, **Puccinia (?) fuirenicola** Arth. The doubt should be removed as teliospores have been found on a specimen from the Dominican Republic. Arthur had previously referred a *Uredo*-form to *Puccinia* without evidence in the form of teliospores.

Page 133, add **Puccinia Leptochloae** Arth. & Fromme, on *Leptochloa filiformis* (Lam.) Beauv. This was overlooked in the original list. (See N. Am. Flora 7: 321. 1920.) The specimen was collected at St. Isabela, Sept. 24, 1918, John A. Stevenson 7113.

Page 133, **Puccinia Lithospermi** Ellis & Kellerm. This name becomes a synonym of **Puccinia tuyutensis** Speg. (See N. Am. Flora 7: 791. 1926.)

Page 135, add **Puccinia polysora** Underw. Bull. Torrey Club 24: 86. 1897.

Two collections on *Tripsacum laxum* Nash, Guatemala Grass, one from the College grounds, Mayaguez, by R. A. Toro, and one from Villalba, by J. F. Acosta. This rust is now reported as widespread and causing real injury to this forage grass.

Page 135, add **Puccinia redempta** Jackson, Mycologia 14: 107. 1922.

The type specimen is on *Eupatorium atriplicifolium* Lam. from Tortola. It is known only from the type locality.

Page 137, Under **Puccinia substriata**, *Eriochloa polystachya* H. B. K. is an older name for *Eriochloa subglabra* (Nash.) Hitchc.

Page 139, add **Uredo amicosra** Arth. Bull. Torrey Club 46: 121. 1919.

The type locality is Mayaguez, Porto Rico, on *Chrysophyllum Cainito* L. collected March 29, 1917 by H. E. Thomas 264. This was overlooked in the original list.

Page 139, **Uredo Anthurii** (Hariot) Sacc. Now known also from Colombia and the Dominican Republic.

Page 140, add **Uredo Chardoni** Kern, sp. nov.

Uredosporis amphigenis, sparsis, oblongis vel linearibus, parvis, 0.2-0.5 mm. longis, mox nudis, pulverulentis, luteis; epidermide rupta visibili; uredosporis globoideis vel late ellipsoideis, summe parvis, 12-15 × 15-19 μ; membrana hyalina, 1.5-2 μ cr., minute verrucoso-echinulata; poris obscuris, fortasse 4-6, sparsis.

On *Bouteloua heterostega* (Trin.) Griffiths, Guanajibo, near Mayaguez, Porto Rico, Dec. 7, 1931, C. E. Chardon and R. A. Toro.

This is an outstanding species on account of the small size of the urediniospores. A careful examination of North American species of *Puccinia* on grasses does not reveal any species with spores so small. The nearest approach is *Uromyces Andropogonis* Tracy (*U. pedatatus* (Schw.) Sheldon) on *Andropogon* which has urediniospores 13-17 × 16-19 μ. No teliospores can be found on the specimen. The host was determined by Dr. A. S. Hitchcock, of the Smithsonian Institution.

Page 141, **Uredo Dichromenae** Arth. Transfer to **Puccinia Dichromenae** (Arth.) Jackson, Trans. Brit. Myc. Soc. 13: 16. 1928.

Teliospores were discovered on specimens from Bermuda.

Page 141, omit **Uredo farinosa** P. Henn. This fungus does not belong to the Uredinales.

Page 144, **Uredo superior** Arth. Transfer to **Puccinia superior** (Arth.) Jackson, Trans. Brit. Myc. Soc. 13: 20. 1928.

Teliospores were discovered on specimens from Bermuda.

HOST-INDEX

- Abelmoschus esculentus**
Cercospora brachypoda, 223
- Abutilon hirtum**
Cercospora brachypoda, 223
- Acalypha bisetosa**
Irene larviformis, 213
- Agave sisalana**
Colletotrichum Agaves, 220
- Allium Cepa**
Alternaria Porri, 224
Colletotrichum Chardonianum, 220
Colletotrichum circinans, 220
Rhizoctonia ferrugena, 225
Thyrospora parasitica, 225
- Amyris elemifera**
Catacauma Amyridis, 216
- Andropogon glomeratus**
Puccinia Ellisiana, 226
- Antheophora hermaphrodita**
Phyllachora Anthephorae, 217
Puccinia Anthephorae, 226
- Anthrirrhinum majus**
Phytophthora palmivora, 209
- Argemone mexicana**
Cercospora Whetzelii, 224
- Arthrostylidium multispicatum**
Davisella Elymina, 220
- Arthrostylidium sarmentosum**
Dimerina arthrostylidicola, 213
Sphaerodthis portoricensis, 219
- Arundinella martinicensis**
Dictyochoxia Arundinellae, 219
- Banisteria laurifolia**
Irenopsis rectangularis, 215
- Beta vulgaris**
Rhizoctonia ferrugena, 225
- Bouteloua heterostega**
Phyllachora minima, 217
Uredo Chardonii, 227
- Bradburya pubescens**
Cercospora cylindrospora, 223
- Bradburya virginiana**
Phyllachora Galactiae, 218
- Brassica campestris**
Rhizoctonia ferrugena, 225
- Brassica integrifolia**
Rhizoctonia ferrugena, 225
- Brassica oleracea**
Alternaria Brassicae, 222
Rhizoctonia ferrugena, 225
- Bromelia Pinguin**
Toroa dimerosporioides, 216
- Cajan Cajan**
Cercospora instabilis, 223
Colletotrichum Cajani, 220
Mycovellosiella Cajani, 225
Rhizoctonia ferrugena, 225
- Calophyllum antillanum**
Irene Calophylli, 213
- Calopogonium orthocarpum**
Didymaria borinquensis, 221
- Calotropis procera**
Cercospora Calotropidis, 223
- Canna coccinea**
Cephalotrichum portoricense, 224
- Capsicum frutescens**
Acrothecium Capsici, 222
Acrostalagmus albus, 221
Phytophthora Capsici, 209
Phytophthora parasitica, 210
Steirochaete Capsici, 221
- Carica Papaya**
Pythium aphanidermatum, 210
- Casearia guianensis**
Cercospora Caseariae, 223
- Cayaponia americana**
Phaeodimeris Cayaponiae, 216
- Cayaponia sp.**
Cercospora Cayaponiae, 223
- Cecropia peltata**
Fusicladium Cecropiae, 224
- Chamaecrista granulata**
Irenopsis chamaecristicola, 214
- Chamaefistula antillana**
Irenopsis toruloidea, 215
Phyllachora Chamaefistulae, 217
- Chiococca alba**
Irenopsis Chiococcae, 214
Phyllachora Noblei, 217
- Chrysalidocarpus lutescens**
Steirochaete McClellandi, 221
- Chrysobalanus Icaco**
Lepruieurina radiata, 220
- Chrysophyllum Cainito**
Uredo amicoso, 227
- Citrus grandis**
Phytophthora citrophthora, 209
- Citrus Limonum**
Phytophthora citrophthora, 209
- Citrus sp.**
Sporotrichum Citri, 222
- Cleome gynandra**
Cercospora conspicua, 223
- Clitoria ternatea**
Cercospora Clitoriae, 223
- Clusia minor**
Amazonia Clusiae, 212
- Coccolobis laurifolia**
Irenopsis rectangularis, 215
- Cocos nucifera**
Phytophthora palmivora, 209
- Coffea arabica**
Fusarium moniliforme, 225
Gibberella moniliforme, 216
- Comocladia glabra**
Irenopsis Comocladiae, 214
- Cordia nitida**
Irenina longipoda, 213

- Critonia portoricensis**
Irene sorocula, 213
- Cucumis sativus**
Rhizoctonia ferrugena, 225
- Cupania americana**
Irenopsis Cupaniae, 214
- Cyperus** sp.
Meliola argentina, 214
Phaeodimeris guarapiensis, 216
- Cyrtospadix bicolor**
Cercospora Caladii, 223
- Daucus Carota**
Rhizoctonia ferrugena, 225
- Dendropanax arboreum**
Irene Araliae, 213
- Dioscorea** sp.
Phyllachora Ulei, 218
- Ditremexa occidentalis**
Cercospora simulata, 224
- Elephantopus mollis**
Cercospora Elephantopis, 223
- Emilia coccinea**
Puccinia Emiliae, 226
- Eriochloa punctata**
Sphaerodopsis luquillensis, 219
- Eugenia** sp.
Catacauma semilunata, 216
- Eugenia axillaris**
Dictyochoarina portoricensis, 219
- Eugenia buxifolia**
Asterina colliculosa, 212
- Eugenia rhombea**
Phyllachora Eugeniae, 218
- Eupatorium atriplicifolium**
Puccinia redempta, 227
- Eupatorium dolicholepis**
Irene sorocula, 213
- Euterpe globosa**
Xylaria Bruneriana, 219
- Ficus Stahlia**
Catacauma portoricensis, 216
- Galactia dubia**
Phyllachora Galactiae, 218
- Galactia striata**
Cercospora flagellifera, 223
- Genipa americana**
Amazonia Tehoni, 212
- Gossypium barbadense**
Ashbya Gossypii, 211
Phytophthora palmivora, 209
- Gouania lupuloides**
Irenopsis tenuissima, 215
- Helicteres jamaicensis**
Cercospora Helicteres, 223
- Hemidiodia ocimifolia**
Cercospora Hemidiodiae, 223
- Hippocratea volubilis**
Microthyrium Hippocratea, 212
- Hymenocallis declinata**
Cercospora Pancratti, 222
- Hyptis capitata**
Irenina hyptidicola, 213
- Hyptis lantanifolia**
Irenina hyptidicola, 213
- Inga Inga**
Irenopsis toruloidea, 215
Microthyrium Ingae, 212
Phyllachora amphibola, 217
- Inga laurina**
Hypocrella Guarantica, 216
Irenopsis toruloidea, 215
- Ipomoea Batatas**
Albugo minor, 209
Meliola malacotricha, 214
- Ipomoea cathartica**
Meliola malacotricha, 214
- Ipomoea Pes-caprae**
Cercospora Ipomoeae, 223
- Ipomoea tiliacea**
Meliola malacotricha, 214
- Ipomoea** sp.
Cercospora Ipomoeae, 223
- Iresine angustifolia**
Uromyces Iresines, 226
- Iresine paniculata**
Ragnhildiana gonatoclada, 225
- Kyllinga** sp.
Uredo Kyllingiae, 226
- Laguncularia racemosa**
Irenina Lagunculariae, 213
- Lantana Camara**
Cercospora Lantanae, 223
- Leptochloa filiformis**
Puccinia Leptochloae, 227
- Lycopersicon Lycopersicon**
Phytophthora infestans, 209
Phytophthora parasitica, 210
- Macroptilium lathyroides**
Cercospora canescens, 223
- Mangifera indica**
Pestalozzia virgulata, 220
- Manihot Manihot**
Ragnhildiana Manihotis, 225
- Marcgravia rectiflora**
Irenina Marcgraviae, 214
- Mariscus jamaicensis**
Meliola argentina, 214
- Mayepea domingensis**
Meliola mayepeicola, 214
Phyllachora Mayapeae, 217
- Miconia prasina**
Irenopsis Miconiae, 215
Lembosia diffusa, 212
- Miconia racemosa**
Asterina Belluciae, 212
Asterina Melastomatis, 212
- Miconia** sp.
Areneomyces Miconiae, 221
Irenopsis miconicola, 215
- Mikania cordifolia**
Irene sorocula, 213

- Mucuna urens**
Cercospora Stizolobii, 223
- Musa Cavendishii**
Cercospora Musarum, 224
- Musa paradisiaca**
Pestalozzia leprogena, 220
- Musa sapientum**
Fusarium cubense var. inodora-
tum, 225
- Myrica cerifera**
Irene calostroma, 213
- Myrcia paniculata**
Phyllachora Myrciae, 218
- Nageia coriacea**
Irenina Podocarp, 213
- Nectandra patens**
Irenina glabroides, 213
- Nectandra Sintenisii**
Polystomella Nectandrae, 211
- Nicotiana Tabacum**
Phytophthora parasitica var. Nic-
otianae, 209
- Ocotea leucoxylo**
Halbaniella portoricensis, 212
Irenopsis Ocoteae, 215
Lembosia microspora, 212
Phyllachora perplexans, 216
- Opuntia sp.**
Myriangium Tunae, 211
- Osmia odorata**
Irene sororcula, 213
- Parathesis serrulata**
Irenopsis parathesicola, 215
- Pariti tiliaceum**
Irenopsis coronata, 215
- Parodiopsis Stevensii**
Ramularia tenuis, 222
- Paspalum conjugatum**
Phyllachora paspalicola, 218
- Paspalum millegrana**
Phyllachora Ortonii, 217
- Paspalum virgatum**
Phyllachora cornispora-necrotica,
217
Phyllachora guianensis, 218
- Passiflora suberosa**
Asterina megalospora, 212
- Passiflora sp.**
Asterina megalospora, 212
- Paullinia pinnata**
Meliola sapindacearum, 214
- Pepo moschata**
Rhagadolobium Cucurbitacearum,
211
- Persea Persea**
Phytophthora Cinnamomi, 209
- Phaseolus adenanthus**
Cercospora Phaseolorum, 224
- Phaseolus lunatus**
Elsinoe Canavaliae, 211
Isariopsis griseola, 225
- Phaseolus vulgaris**
Cercospora cruenta, 223
- Phyllanthus Niruri**
Cercospora Phyllanthae, 224
- Piper aduncum**
Irenina glabra, 213
Irenina glabroides, 213
Meliola Piperis, 215
- Piper marginatum**
Irenina glabroides, 213
- Pothomorphe peltata**
Irenopsis tortuosa, 215
- Pseudelephantopus spicatus**
Irenina cyclopoda, 213
- Psychotria pubescens**
Irenopsis bayamonensis, 213
- Psychotria sp.**
Cercospora Phaseolorum, 224
Microthyrium Psychotriae, 212
- Rajania cordata**
Phyllachora Ulei, 218
- Rhacoma Crossopetalum**
Irenopsis compacta, 214
- Rubus sp.**
Irene calostroma, 213
- Sabal causiarum**
Phytophthora palmivora, 209
- Saccharum officinarum**
Diplodia Theobromae, 220
Fusarium moniliforme, 225
Helminthosporium ocellum, 224
Helminthosporium stenospilum,
224
Pleocyta Sacchari, 221
Pythium graminicolum, 210
- Sauvagesia erecta**
Irenina glabroides, 213
- Schlegelia sp.**
Irenina glabroides, 213
- Scleria sp.**
Meliola argentina, 214
- Sida urens**
Irenopsis Molleriana, 215
- Solanum jamaicense**
Irenopsis Solani, 215
- Solanum persicifolium**
Irenina glabroides, 213
- Solanum rugosum**
Irenina glabroides, 213
- Solanum torvum**
Cercospora Helicteres, 223
- Solanum verbascifolium**
Cercospora Helicteres, 223
- Spondias Mombin**
Irenopsis Comocladiae, 214
- Stigmaphyllon lingulatum**
Phyllachora inconspicua, 218
- Stizolobium Deeringianum**
Cercospora Stizolobii, 223
- Stizolobium prurimum**
Cercospora Stizolobii, 223

- Theobroma Cacao**
Diplodia Theobromae, 220
- Torrubia fragrans**
Phyllachora Torrubiae, 218
- Tripsacum laxum**
Puccinia polysora, 227
- Triumfetta semitriloba**
Irenopsis coronata, 215
- Turnera ulmifolia**
Cercospora Turnerae, 224
- Turpinia paniculata**
Irenopsis portoricensis, 214
- Valerianoides cayennense**
Irenina glabroides, 213
- Valerianoides jamaicense**
Cercospora papillosa, 224
- Vallota insularis**
Phyllachora insularis, 218
- Vanilla Vanilla**
Fusarium batatatis Vanillae, 225
- Vigna repens**
Cercospora Vignae, 224
- Vigna vexillata**
Sirozythia Phaseoli, 220
- Vigna sp.**
Irenopsis Molleriana, 215
- Xanthosoma sp.**
Vasculomyces Xanthosomae, 222
- Zanthoxylum martinicense**
Phyllachora Winteri, 219
- Zea Mays**
Fusarium moniliforme, 225

BIBLIOGRAPHY OF FUNGI OF PORTO RICO AND THE VIRGIN ISLANDS

(exclusive of Lichens and Bacteria)

- Anderson, H. W.** Yeast-like fungi of the human intestinal tract. *Jour. Inf. Dis.* **21**: 341-386. 1917.
- Arthur, J. C.** Uredinales. *North American Flora* **7**: 83-160. 1907. **7**: 161-268. 1912.
- . Uredinales of Porto Rico based on collections by F. L. Stevens. *Mycologia* **7**: 168-196; 224-255; 315-332. 1915. **8**: 16-33. 1916.
- . Uredinales of Porto Rico based on collections by H. H. Whetzel and E. W. Olive. *Mycologia* **9**: 55-104. 1917.
- . Rusts of the West Indies. *Torreya* **17**: 24-27. 1917.
- Ashford, B. K.** Mycology of the intestinal canal in Porto Rico and its relation to tropical sprue. *Jour. Amer. Med. Assoc.* **93**: 762. 1929.
- . Present status of mycology in medical science. *Porto Rico Jour. Pub. Health* **5**: 40. 1929.
- and **Rafael Ciferri.** A new variety of *Acrothecium obovatum*. *Mycologia* **22**: 180-185. 1930.
- Barrett, O. W.** Fungous diseases. *Ann. Report Porto Rico Agr. Exp. Sta.* 449-50. 1904.
- . Diseases of Yautia. *Porto Rico Agr. Exp. Sta. Bull.* **6**: 22-23. 1905.
- . Fungus diseases. *Report Porto Rico Agr. Exp. Sta.* **1904**: 397-399. 1905.
- . Report of the entomologist and botanist. *Report Porto Rico Agr. Exp. Sta.* **1905**: 21-23. 1906.
- Blain, W. L.** Comparative morphology of Dothideaceous and kindred stromata. *Mycologia* **19**: 1-20. 1927.
- Bourne, B. A.** Morphological similarity between the *Pythium*-like fungus found associated with diseased sugar cane roots in Hawaii and Porto Rico. *Jour. Dept. Agric. Porto Rico* **8**: 61-70. 1924.
- Brandes, E. W.** Report of the plant pathologist. *Report Porto Rico Agric. Exp. Sta.* **1915**: 34-35. 1916.
- . Report of the plant pathologist. *Report Porto Rico Agric. Exp. Sta.* **1916**: 28-31. 1918.
- Britton, N. L.** The Vegetation of Mona Island. *Ann. Mo. Bot. Garden* **2**: 33-58. 1915.
- Burt, E. A.** *Odontia sacchari* and *Odontia saccharicola*. *Ann. Mo. Bot. Garden* **4**: 233-236. 1917.
- . Corticiums causing Pellicularia disease of the coffee plant, etc. *Ann. Mo. Bot. Garden* **5**: 119-132. 1918.
- Carrion, A.** Preliminary report on the fungus causing Epidermophytosis of the general surface of the skin in Porto Rico. *Porto Rico Jour. Pub. Health* **5**: 40. 1929.
- Chardon, C. E.** A list of the Pyrenomycetes of Porto Rico collected by H. H. Whetzel and E. W. Olive. *Mycologia* **12**: 316-321. 1920.

- . Un nuevo "Smut" de Puerto Rico. *Rev. Agric. Puerto Rico* **6**: 21-23. 1921.
- . A Contribution to our knowledge of the Pyrenomycetes of Porto Rico. *Mycologia* **13**: 279-300. 1921.
- . New or interesting Tropical American Dothideales—I. *Mycologia* **19**: 295-301. 1927.
- . New or interesting Tropical American Dothideales—II. *Jour. Dept. Agric. Porto Rico* **13**: 3-15. 1929.
- . New or interesting Tropical American Dothideales—III. *Jour. Dept. Agric. Porto Rico* **16**: 167-192. 1932.
- and **Rafael A. Toro**. Mycological explorations of Colombia. *Jour. Dept. Agric. Porto Rico* **14**: 195-369. 1930. (See page 253.)
- Ciferri, R.** Smuts collected in the Dominican Republic by E. L. Ekman. I. *Arkiv. för Botanik Band* **23A**: 1-29. 1931. (Mentions several species from Porto Rico.)
- and **B. K. Ashford**. A new variety of *Torulopsis minuta*. *Cent. Bakt.* II **81**: 60-63. 1930.
- Clinton, G. P.** Ustilaginales. *North America Flora* **7**: 1-82. 1906.
- Coker, W. C.** The *Clavarias* of the United States and Canada. 209 pp. Chapel Hill. 1923.
- and **J. N. Couch**. The Gasteromycetes of the Eastern United States and Canada. 201 pp. Chapel Hill. 1928.
- Cook, M. T.** Diseases of tropical plants. London. 1913.
- . Report of the Division of Botany and Plant Pathology. *Ann. Report Ins. Exp. Sta.* **1923-1924**: 74-87. 1924.
- . Sugar cane leaf spots in Porto Rico. *Jour. Dept. Agric. Porto Rico* **8**: 55-57. 1924.
- . Report of the Division of Botany and Plant Pathology. *Ann. Report Ins. Exp. Sta. Porto Rico* **1924-1925**: 98-107. 1926.
- . The eye-spot disease of sugar cane. *Jour. Dept. Agric. Porto Rico* **10**: 207-227. 1926.
- . Report of the Division of Botany and Plant Pathology. *Ann. Report Ins. Exp. Sta. Porto Rico* **1927-1928**: 59-66. 1929.
- . Life History of *Ligniera vascularum* (Matz) Cook. *Jour. Dept. Agric. Porto Rico* **13**: 19-27. 1929.
- . La roña de la toronja en Puerto Rico. *Estación Exp. Ins. Circ.* **92**: 5-15. 1931.
- . Report of the Division of Botany and Plant Pathology. *Ann. Report Ins. Exp. Sta.* **1929-30**: 93-109. 1931.
- . *Marasmius Sacchari*, a parasite of sugar cane. *Jour. Dept. Agric. Porto Rico* **16**: 213-226. 1932.
- . *Thielaviopsis paradoxa*, an important disease of sugar cane. *Jour. Dept. Agric. Porto Rico* **16**: 205-211. 1932.
- Dalbey, Nora E.** Corn disease caused by *Phyllachora graminis*. *Phytopath.* **7**: 55-57. 1917.
- . *Phyllachora* as the cause of a disease of corn, and a general consideration of the genus *Phyllachora*. *Trans. Ill. Acad. of Sci.* **10**: 230-248. 1917.

- Dalmau, Luz M.** Observations on mycologic technique with particular reference to pathogenic fungi. *Porto Rico Jour. Pub. Health* **5**: 302. 1929.
- Dearnass, John.** New or noteworthy North American fungi. *Mycologia* **9**: 345-364. 1917.
- Dodge, B. O.** The Life History of *Ascobolus magnificus*. *Mycologia* **12**: 115-134. 1920.
- Earle, F. S.** Some fungi from Porto Rico. *Muhlenbergia* **1**: 10-17. 1901.
- . Report on observations in Porto Rico. Report Porto Rico Agric. Exp. Sta. **1903**: 454-468; also *in* Jour. N. Y. Bot. Garden **4**: 1904.
- . Mycological studies II. Bull. N. Y. Bot. Garden **3**: 289-312. 1905.
- . Sugar cane root disease. Jour. Dept. Agric. Porto Rico **4**: 3-27. 1920.
- Emmons, E. W. and B. O. Dodge.** The ascocarpic stage of species of *Scopulariopsis*. *Mycologia* **23**: 313-329. 1931.
- Farris, J. A.** Three *Helmintosporium* diseases of sugar cane. *Phytopath.* **18**: 753-774. 1928.
- Fawcett, G. L.** Report of the plant pathologist. Report Porto Rico Agric. Exp. Sta. **1908**: 35-36. 1909.
- . Report of the plant pathologist. Report Porto Rico Agric. Exp. Sta. **1909**: 35-36. 1910.
- . Report of the pathologist. Report Porto Rico Agric. Exp. Sta. **1910**: 35-36. 1911.
- . Report of the pathologist. Report Porto Rico Agric. Exp. Sta. **1911**: 37-39. 1912.
- . Report of the pathologist. Report Porto Rico Agric. Exp. Sta. **1912**: 31-33. 1913.
- . Report of the pathologist. Report Porto Rico Agric. Exp. Sta. **1913**: 26-29. 1914.
- . *Pellicularia koleroga* on coffee in Porto Rico. Jour. of Agric. Research **2**: 231-3. 1914.
- . Report of the pathologist. Report Porto Rico Agric. Exp. Sta. **1914**: 27-30. 1915.
- . Fungous diseases of coffee in Porto Rico. Porto Rico Agric. Exp. Sta. Bull. **17**: 1-29. 1915.
- . A Porto Rican disease of bananas. Report of Porto Rico Agric. Exp. Sta. **1915**: 36-41. 1916.
- Ferdinandson, C. and O. Winge.** Fungi from the Danish West Indies collected by C. Raunkiær. *Bot. Tidsk.* **29**: 1-25. 1909.
- Fink, Bruce.** The distribution of fungi in Porto Rico. *Mycologia* **10**: 58-61. 1918.
- Fitzpatrick, H. M.** *Rostronitschkia*, a new genus of Pyrenomycetes. *Mycologia* **11**: 163-167. 1919.
- . Monograph of the Coryneliaceae. *Mycologia* **12**: 206-267. 1920.
- . Monograph of the Nitschkieae. *Mycologia* **15**: 23-67. 1923. (See pages 61-63.)
- . A Mycological Survey of Porto Rico and the Virgin Islands (A Review). *Mycologia* **19**: 144-149. 1927.

- Gaillard, A.** Le genre *Meliola*. 163 pp. Paris. 1892. (See page 80.)
- Garman, Phillip.** Some Porto Rican parasitic fungi. *Mycologia* **7**: 333-340. 1915.
- Guiscafré, J. R.** Gomosis de la toronja en la Hacienda Eugenia, Puerto Rico. *Rev. Obras Pub.* **8**: 124-125. 1931.
- . The brown rot fungus in Porto Rico. *Jour. Dept. Agric. Porto Rico* **16**: 193-202. 1932.
- Hagelstein, R.** Mycetozoa from Porto Rico. *Mycologia* **19**: 35-37. 1927.
- Heller, A. A.** Other Porto Rican fungi. *Muhlenbergia* **1**: 18-19. 1900.
- Henricksen, H. C.** Vegetable growing in Porto Rico. *Porto Rico Agric. Exp. Sta. Bull.* **7**: 1-58. 1906.
- Jenkins, Anna E.** Lima bean scab caused by *Elsinoe*. *Jour. Agric. Res.* **42**: 13-23. 1931.
- Johnston, J. R.** First report of the pathologist. *Exp. Sta. Sugar Prod. Assoc. of Porto Rico. Bull.* **1**: 35-48. 1911.
- . Cultivation of the coconut in Porto Rico, in *First Ann. Report Porto Rico Hort. Soc.* 47-55. 1912.
- . Report of the pathologist. *Second Ann. Report Exp. Sta. Sugar Prod. Assoc. of Porto Rico.* **1911-12.** *Bull.* **2**: 23-28. 1912.
- . The nature of fungous diseases of plants. *Exp. Sta. Sugar Prod. Assoc. of Porto Rico. Circ.* **2**: 1-25. 1913.
- . Notes on the fungus diseases of sugar cane in Porto Rico. *Abstract Phytopath.* **3**: 75. 1913.
- . The relation of cane cultivation to the control of fungus diseases. *Exp. Sta. Sug. Prod. Assoc. of Porto Rico. Circ.* **3**: 1-13. 1913.
- . Third report of the pathologist. *Third Ann. Report Exp. Sta. Sugar Prod. Assoc. of Porto Rico. Bull.* **5**: 22-24. 1913.
- . Selection and treatment of cane seed. *Exp. Sta. Sugar Prod. Assoc. of Porto Rico. Bull.* **6**: 1-29. 1913.
- . The entomogenous fungi of Porto Rico. *Ins. Exp. Sta. (Bd. of Comm. of Agric. of Porto Rico). Bull.* **10**: 1-33. 1915.
- . History and cause of the rind disease of sugar cane. *Jour. Bd. of Comm. of Agric. of Porto Rico* **1**: 17-45. 1917.
- and **John A. Stevenson.** Sugar cane fungi and diseases of Porto Rico. *Jour. Dept. Agric. Porto Rico* **1**: 177-251. 1917.
- et al. Diseases of sugar cane in tropical and sub-tropical America, especially the West Indies. *West Ind. Bull.* **16**: 275-308. 1918.
- Kern, Frank D.** North American rusts on *Cyperus* and *Eleocharis*. *Mycologia* **11**: 134-147. 1919.
- and **H. H. Whetzel.** Some new and interesting Porto Rican rusts. *Mycologia* **18**: 39-47. 1926.
- Kesten, B. M.** Observations on skin diseases in Porto Rico. *Porto Rico Jour. Pub. Health and Trop. Med.* **5**: 185. 1929.
- King, W. W.** Some observations upon the skin diseases of Porto Rico. *Jour. Cutaneous Diseases* **35**: 459-480. 1917.
- Klotsch, J.** Schwanecke collection of fungi. *Linnaea* **25**: 364-366. 1852.

- Lamkey, Ernest M.** New or noteworthy fungi from Porto Rico. Covered in part by Stevens. 1917.
- Léveillé, J. H.** Champignons exotiques. Ann. Sci. Nat. III. **2**: 167-221. 1884; **3**: 38-70. 1845.
- Lloyd, C. G.** *Lycoperdum albidum*. Mycol. Notes, No. **42**: 582. 1916.
———. *Polystictus sinuosus*. Mycol. Notes, No. **45**: 626. 1917.
———. Notes on *Xylarias*. Mycol. Notes, No. **48**: 675-677. 1917.
———. *Xylaria fimbriata*. Mycol. Notes, No. **51**: 726. 1917.
- Loew, Oscar.** Diseases of tobacco. Report Porto Rico Agric. Exp. Sta. **1907**: 16-18. 1908.
———. The fermentation of the cacao and coffee. Report Porto Rico Agric. Exp. Sta. **1907**: 41-55. 1908.
———. Studies on acid soils of Porto Rico. Porto Rico Agric. Exp. Sta. Bull. **13**: 24. 1913.
- Mann, C. W.** The handling of Porto Rican oranges, grapefruits and pineapples. Ins. Exp. Sta. of Porto Rico. Bull. **7**: 1-36. 1914.
- Mathews, V. D.** Studies in the genus *Pythium*. Univ. of North Carolina press. Pamph. pp. 133. 1931.
- Matz, J.** Report of the Division of Plant Pathology and Botany. Ann. Report Ins. Exp. Sta. Porto Rico **1918-19**: 33-36. 1919.
———. Annual report of the Department of Plant Pathology and Botany, 1919-1920. Ann. Report Ins. Exp. Sta. Porto Rico **1919-20**: 91-93. 1920.
———. Annual report for the Division of Plant Pathology and Botany for the year 1920-21. Ann. Report Ins. Exp. Sta. Porto Rico **1920-21**: 51-58. 1921.
———. Investigations of root disease of sugar cane. Jour. Dept. Agric. Porto Rico **4**: 28-40. 1920.
———. A new vascular organism in sugar cane. Jour. Dept. Agric. Porto Rico **4**: 41-46. 1920.
———. Pudrición de la base de la "roselle." Rev. Agric. Puerto Rico **5**: 18-20. 1920
———. La enfermedad de la raíz en el café. Est. Exp. Ins. Circ. **32**: 5-10. 1920.
———. Una enfermedad dañina de la habichuela. Est. Exp. Ins. Circ. **57**: 3-8. 1921.
———. Dry top rot of sugar cane. A vascular disease. Jour. Dept. Agric. Porto Rico. **6**: 28-47. 1922.
———. The *Rhizoctonias* of Porto Rico. Jour. Dept. Agric. Porto Rico **5**: 5-30. 1921.
- May, D. W.** Diseases of cane. Porto Rico Agric. Exp. Sta. Bull. **9**: 38-39. 1910.
- McClelland, T. B.** The coffee-leaf spot (*Stilbella flavida*) in Porto Rico. Porto Rico Agric. Exp. Sta. Bull. **28**: 1-12. 1921.
- Miles L. E.** Some diseases of economic plants in Porto Rico. Phytopath. **7**: 345-351. 1917.
———. Some new Porto Rican fungi. Trans. Ill. Acad. of Sci. **10**: 249-255. 1917.
- Montagne, C.** Centurie de plantes cellulaires exotiques nouvelles. Ann. Sci. Nat. II. **8**: 345-370. 1837.

- . *Criptogamia in R. de la Sagra, Historia Física Política y Natural de la Isla de Cuba* **9**: 219. 1845. (See page 219.)
- Murrill, W. A.** Polyporaceae. *North American Flora* **9**: 1-72; 73-131. 1907.
- . Agaricaceae of tropical North America I. *Mycologia* **3**: 23-36. 1911.
- . Tropical polypores. New York. Pp. 1-114. 1915.
- . Agaricaceae. *North American Flora* **9**: 201-296. 1915. **9**: 297-374. 1916.
- . The Agaricaceae of Tropical North America VII. *Mycologia* **10**: 15-33. 1918.
- . The Agaricaceae of Tropical North America VIII. *Mycologia* **10**: 62-85. 1918.
- . A new Bolete from Porto Rico. *Mycologia* **13**: 60-61. 1921.
- Nolla, J. A. B.** The Anthracnoses of citrus fruits, mango and avocado. *Jour. Dept. Agric. Porto Rico* **10**: 25-63. 1926.
- . Onion-leaf anthracnose. *Jour. Dept. Agric. Porto Rico* **10**: 245-256. 1926.
- . Mango wither-tip (*Colletotrichum gloeosporioides* Penz.). *Jour. Dept. Agric. Porto Rico* **10**: 257-258. 1926.
- . A new *Alternaria* disease of onions (*Allium Cepa* L.). *Phytopath.* **17**: 115-132. 1927.
- . The black-shank of tobacco in Porto Rico. *Jour. Dept. Agric. Porto Rico* **12**: 185-215. 1928.
- . El *Acrostalagnus Aphidum* Oud. en la lucha contra los áfidos. *Mem. Real Soc. Esp. Hist. Nat.* **15**: 9-12. 1929. Also in *Jour. Dept. Agric. Porto Rico* **13**: 59-72. 1929.
- . The damping-off of tobacco and its control. *Jour. Dept. Agric. Porto Rico* **16**: 203-211. 1932.
- Olive, E. W.** Report on a trip to study and collect rusts and other parasitic fungi of Porto Rico. *Brooklyn Bot. Garden Rec.* **5**: 117-121. 1916.
- . The cytological structure of *Botryorhiza Hippocrateae*. *Brooklyn Bot. Garden Mem.* **1**: 337-341. 1918.
- and **H. H. Whetzel.** *Endophyllum*-like rusts of Porto Rico. *Amer. Jour. of Bot.* **4**: 44-52. 1917.
- Petrak, F.** Mykologische Notizen, VI. *Ann. Myc.* **22**: 1-182. 1924.
- . Mykologische Notizen, VIII. *Ann. Myc.* **23**: 69. 1925.
- . Mykologische Notizen, IX. *Ann. Myc.* **25**: 258. 1927.
- . Mykologische Notizen, XI. *Ann. Myc.* **29**: 339-397. 1931.
- Ryan, Ruth W.** The Microthyriaceae of Porto Rico. *Mycologia* **16**: 177-196. 1924.
- . The development of the Perithecia in the Microthyriaceae and a comparison with *Meliola*. *Mycologia* **18**: 100-110. 1926.
- Seaver, Fred J.** The Hypocreales of North America—II. *Mycologia* **1**: 177-207. 1909.
- . Hypocreales of North America—III. *Mycologia* **2**: 48-93. 1910.
- . Hypocreales. *North American Flora* **3**: 1-88. 1910.
- . North American species of *Ascodesmis*. *Mycologia* **8**: 1-4. 1916.

- . Notes on North American Hypocreales—IV. *Aschersonia* and *Hypocrella*. *Mycologia* **12**: 93-98. 1920.
- . Phyllostictaceae. *North American Flora* **6**: 3-84. 1922.
- . Studies in Tropical Ascomycetes—I. *Neopeckia diffusa* and *Herpotherichia albidostoma*. *Mycologia* **14**: 235-238. 1922.
- . Studies in Tropical Ascomycetes—II. An interesting *Xylaria* from Porto Rico. *Bull. Torrey Bot. Club* **50**: 307-310. 1923.
- . The fungous flora of St. Thomas. *Mycologia* **16**: 1-15. 1924.
- . The fungous flora of St. Croix. *Mycologia* **17**: 1-17. 1925.
- . Studies in Tropical Ascomycetes—III. Porto Rican cup-fungi. *Mycologia* **17**: 45-50. 1925.
- . Studies in Tropical Ascomycetes—V. Species of *Phyllachora*. *Mycologia* **20**: 214-225. 1928.
- . The North American cup-fungi (Operculates). 284 pp. New York 1928.
- and **C. E. Chardon**. Mycology. Botany of Porto Rico and the Virgin Islands. Scientific Survey of Porto Rico and the Virgin Islands **8**¹: 1-208. 1926.
- Sintenis, P.** Pilzen auf der Insel Portorico 1884-87, gesammelt. *Bot. Jahrb.* **17**: 489-501. 1893. (Fungi studied by Bresadola, Hennings and Magnus.)
- Solheim, W. G. and F. L. Stevens.** *Cercospora* studies—II. Some tropical Cercosporae. *Mycologia* **23**: 365-405. 1931.
- Spegazzini, C.** Algunos honguitos Portorriqueños. *Bol. Acad. Ci. Cordoba* **26**: 335-368. 1923.
- Stevens, F. L.** The genus *Meliola* in Porto Rico. Ill. *Biog. Monog.* **2**: 1-86. 1916.
- . Collecting plants in Porto Rico. *Jour. N. Y. Bot. Garden* **17**: 82-85. 1916.
- . Noteworthy Porto Rican plant diseases. *Phytopath.* **7**: 130-134. 1917.
- . Porto Rican fungi, old and new. *Trans. Ill. Acad. of Sci.* **10**: 162-218. 1917.
- . Meliicolous parasites and commensals from Porto Rico. *Bot. Gaz.* **65**: 227-249. 1918.
- . Dothidiaceous and other Porto Rican fungi. *Bot. Gaz.* **69**: 248-257. 1920.
- . New or noteworthy Porto Rican fungi. *Bot. Gaz.* **70**: 399-402. 1920.
- . Three new fungi from Porto Rico. *Mycologia* **12**: 52-53. 1920.
- . The Meliolineae. *Ann. Myc.* **25**: 405-469. 1927; **26**: 165-383. 1928.
- and **N. Dalbey**. New or noteworthy Porto Rican fungi. *Mycologia* **11**: 4-9. 1919.
- , ———. Some *Phyllachoras* from Porto Rico. *Bot. Gaz.* **68**: 54-59. 1919.
- , ———. A parasite of the tree fern (*Cyathea*). *Bot. Gaz.* **68**: 222-225. 1919.
- Stevenson, J. A.** Report of the pathologist. 4th Ann. Report Bd. of Comm. of Agric. of Porto Rico 33-44. 1916.
- . An enemy of citrus fruits. *Microcera fujikuroi*. *Porto Rico Progress*, April 10: 4. 1916.

- . Pink disease of citrus. *Corticium salmonicolor*. Porto Rico Progress, April 10, pp. 4, 1916.
- . Wood rot of citrus trees. Ins. Exp. Sta. of Porto Rico. Circ. **10**: 1-10. 1917.
- . Diseases of vegetable and garden crops. Jour. Dept. Agric. Porto Rico **1**: 93-117. 1917.
- . Report of the pathologist. 5th Ann. Report Bd. of Comm. of Agric. Porto Rico 35-74. 1917.
- . Citrus scab in Porto Rico. Ins. Exp. Sta. Porto Rico Bull. **17**: 1-16. 1917.
- . Enfermedad de la caña de azúcar en Puerto Rico. El Mundo Azucarero **5**: 19-24. In English, La. Planter **59**: 76-78. 1917.
- . The green muscardine fungus in Porto Rico. Jour. Dept. Agric. Porto Rico **2**: 19-32. 1918.
- . Citrus diseases of Porto Rico. Jour. Dept. Agric. Porto Rico **2**: 43-123. 1918.
- . A check list of Porto Rican fungi and a host index. Jour. Dept. Agric. Porto Rico **2**: 125-264. 1918.
- . Report of the pathologist. Report of the Ins. Exp. Sta. Porto Rico **1916-17**: 37-98. 1918.
- . Catálogo de las enfermedades fungosas y no parasiticas que atacan las plantas económicas de Puerto Rico. Rev. Agric. Puerto Rico **1**: 19-28. 1918; **2**: 23-33. 1919.
- . Enfermedades del citro en Puerto Rico. Rev. Agric. Puerto Rico **3**⁵: 25-49; **3**⁷: 25-32. 1919; **4**¹: 31-38; **4**³: 34-46; **4**⁵: 25-36; **4**⁵: 22-27. 1920.
- Sydow, H.** Novae fungorum species XIX. Ann. Myc. **26**: 133. 1928.
- Tehon, L. R.** Studies of some Porto Rican fungi. Bot. Gaz. **67**: 501-511. 1919.
- Theissen, F. and H. Sydow.** Die Dothideales. Ann. Myc. **13**: 149-746. 1915.
- Thomas, H. E.** Report of the plant pathologist. Report Porto Rico Agric. Exp. Sta. **1917**: 28-34. 1918.
- . Cultures of *Aecidium tubulosum* and *A. passifloricola*. Phytopath. **8**: 163-4. 1918.
- Toro, Rafael A.** Studies on banana anthracnose. Jour. Dept. Agric. Porto Rico **6**: 3-23. 1922.
- . Report of the Division of Botany and Plant Pathology. Ann. Report Ins. Exp. Sta. **1922-1923**: 59-61. 1924.
- . Una enfermedad importante de las cebollas en Puerto Rico. Ins. Exp. Sta. Circ. **7**: 5-77. 1924.
- . New or noteworthy Porto Rican Pyrenomycetes. Mycologia **17**: 131-147. 1925.
- . Mycological Notes—I. Jour. Dept. Agric. Porto Rico **10**²: 11-23. 1926.
- . The Cercosporae of Porto Rico. Jour. Dept. Agric. Porto Rico **15**: 5-16. 1931.
- Tower, W. V.** Report of the entomologist and plant pathologist. Report Porto Rico Agric. Exp. Sta. **1906**: 25-28. 1907.
- . Report of the entomologist and pathologist. Report Porto Rico Agric. Exp. Sta. **1907**: 31-38. 1908.

- . Insects injurious to citrus fruits and methods for combating them. Porto Rico Dept. Agric. Exp. Sta. Bull. **10**: 1-35. 1911.
- Trotter, A.** Sylloge Fungorum **24**: 261. 1926.
- Tucker, C. M.** Report of the acting plant pathologist. Report Porto Rico Agric. Exp. Sta. **1922**: 16-18. 1923.
- . Report of the plant pathologist. Report Porto Rico Agric. Exp. Sta. **1923**: 15-16. 1924.
- . Report of the plant pathologist. Report Porto Rico Agric. Exp. Sta. **1924**: 26-29. 1926.
- . Report of the plant pathologist. Report Porto Rico Agric. Exp. Sta. **1925**: 24-40. 1927.
- . A leaf, bract and boll spot of sea-island cotton caused by *Helminthosporium Gossypii* n. sp. Jour. Agric. Res. **32**: 391-395. 1926.
- . *Phytophthora* bud rot of coconut palms in Porto Rico. Jour. Agric. Res. **32**: 471-498. 1926.
- . Report of the plant pathologist. Report Porto Rico Agric. Exp. Sta. **1926**: 28-30. 1927.
- . Report of the plant pathologist. Report Porto Rico Agric. Exp. Sta. **1927**: 25-27. 1929.
- . Vanilla root-rot. Jour. Agric. Res. **35**: 1121-1136. 1928.
- . Report of the plant pathologist. Report Porto Rico Agric. Exp. Sta. **1928**: 29-35. 1929.
- . Report of the plant pathologist. Report Porto Rico Agric. Exp. Sta. **1929**: 24-25. 1930.
- . Taxonomy of the genus *Phytophthora* de Bary. Missouri Agric. Exp. Sta. Tech. Bull. **153**: 1-208. 1931.
- Whetzel, H. H. and Frank D. Kern.** The smuts of Porto Rico and the Virgin Islands. Mycologia **18**: 114-124. 1926.
- Wilson, G. W.** Studies in North American Perenosporales—I. Genus *Albugo*. Bull. Torrey Bot. Club **34**: 61-84. 1907.
- Wilson, Percy.** The vegetation of Vieques Island. Bull. N. Y. Bot. Gard. **8**: 379-409. 1917.
- Young, Esther.** Studies in Porto Rican parasitic fungi—I. Mycologia **7**: 143-150. 1915.
- . Studies in Porto Rican parasitic fungi—II. Mycologia **8**: 42-46. 1916.

Number of Titles 220.

REVISION OF THE MYXOMYCETES

BY ROBERT HAGELSTEIN

This paper is a revision of the Myxomycetes as previously published in 1926, by Seaver and Chardon in Vol. VIII, Part 1, pages 3-9, and 181, of the Scientific Survey of Porto Rico and the Virgin Islands. The species collected by the writer in Porto Rico and published in 1927¹ have been added, also those from the Virgin Islands published by Raunkiaer in 1928,² thereby bringing the record to that date. While changes and corrections have been made in the text, the class name Myxomycetes and the classification adopted by Seaver and Chardon have been retained, so as not to transform entirely the arrangement of the earlier authors. The writer believes however, that this group is more closely allied to the animal kingdom, and should be classified therewith, or, left as an intermediate group until opinion becomes more uniform as to its position.

The classification followed is that of Macbride in the second edition of North American Slime-moulds, and the descriptions of orders and families are also taken therefrom, although somewhat altered. Determinations of species as originally recorded have been made by Miss G. Lister, Dr. W. C. Sturgis, Prof. T. H. Macbride, and the writer.

MYXOMYCETES.

Chlorophyl-less organisms whose vegetative phase consists of a naked mass of multi-nuclear protoplasm, the plasmodium; reproduced by spores which are either free or more commonly enclosed in plant-like sporangia or aethalia, and which on germinating produce ciliated or amoeboid zoöspores, whose coalescence gives rise to the plasmodium.

Sub-class **PHYTOMYXINAE.**

1. **PLASMIDIOPHORA** Woronin, Jahrb. Wiss. Bot. 11: 548. 1878.

1. **Plasmodiophora vascularum** Matz, Jour. Dept. Agric. Porto Rico 4: 45. 1920.

On *Saccharum officinarum* L., Porto Rico:—Barbados. According to M. T. Cook, causing much injury to this most important host.

Sub-class **EXOSPOREAE.**Family 1. **CERATIOMYXACEAE.**

1. **CERATIOMYXA** Schröt. in E. & P. Nat. Pfl. I. 1: 16. 1889.

1. **Ceratiomyxa fruticulosa** (Muell.) Macbr. N. Am. Slime-moulds, ed. 1. 18. 1899.

¹ Mycologia 19: 35. 1927.

² Dansk Bot. Arkiv 5¹⁶: 1. 1928.

Byssus fruticulosus Muell. Fl. Dan. pl. 718, f. 2. 1777.

On dead wood, Porto Rico; St. Croix; St. Thomas; St. Jan:—widely distributed.

Sub-class **MYXOGASTRES.**

Spore mass black or violaceous, rarely ferruginous.

Capillitium present and well developed, thread-like; sporangia calcareous more or less throughout.

Order 1. **PHYSARALES.**

Capillitium present and usually arising from a well developed columella; sporangia not calcareous except in a single genus; and then confined to the columella.

Order 2. **STEMONITALES.**

Spore mass never black, usually some shade of brown or yellow, rarely purplish or rosy.

Capillitium none or very poorly developed; spores some shade of brown, rarely purple.

Order 3. **CRIBRARIALES.**

Capillitium by outward interweaving making up the aethalial wall; spores pale, ashen.

Order 4. **LYCOGALALES.**

Capillitium well developed, made up of more or less distinctly sculptured threads; spores generally yellow.

Order 5. **TRICHIALES.**

Order 1. **PHYSARALES.**

Sporangia often calcareous throughout; capillitium intricate.

Fam. 1. **PHYSARACEAE.**

Sporangia with calcareous deposits limited to the peridium or sometimes the stipe; capillitium simple.

Fam. 2. **DIDYMIACEAE.**

Family 1. **PHYSARACEAE.**

1. **CRATERIUM** Trentepohl; Roth, Catalecta 1: 224. 1797.

1. **Craterium aureum** (Schum.) Rost. Sluz. Monog. 124. 1875.

Trichia aurea Schum. Enum. Pl. Saell. 2: 208. 1803.

On humus and cane trash, occasionally on living stalks and leaves, Porto Rico:—continental North America; Europe.

2. **Craterium leucocephalum** (Pers.) Ditm.; Sturm, Deutsch. Fl. Pilze 1: 21. 1813.

Stemonitis leucocephala Pers.; Gmel. Syst. Nat. 1467. 1791.

On dead leaves and debris, occasionally fruiting on living sugar cane, Porto Rico:—continental North America; Europe.

2. **FULIGO** Haller, Hist. Helv. 3: 110. 1768.

1. **Fuligo septica** (L.) Weber; Wigg. Pr. Fl. Holsat. 112. 1780.

Mucor septicus L. Sp. Pl. ed. 2. 1656. 1763.

On dead cane leaves, banana debris, and rotten wood, Porto Rico; St. Croix; St. Jan:—world wide in distribution.

3. **PHYSARELLA** Peck, Bull. Torrey Bot. Club 9: 61. 1882.

1. **Physarella oblonga** (Berk. & Curt.) Morg. Jour. Cin. Soc. 19: 8. 1896.

Trichamphora oblonga Berk. & Curt. Grevillea 2: 66. 1873.

St. Croix:—continental North America; the tropics.

4. **PHYSARUM** Persoon, Ann. Bot. Usteri 15: 5. 1795.

1. **Physarum aeneum** R. E. Fries, Ark. Bot. 1: 62. 1903.

Physarum murinum aeneum Lister, Jour. Bot. 36: 117. 1898.

St. Croix:—West Indies.

2. **Physarum bitectum** Lister, Mycetozoa ed. 2. 78. 1911.
Physarum Diderma Lister, non Rost. Jour. Bot. **29**: 260. 1891.
 On dead leaves of *Clusia*, Porto Rico:—widely distributed.
3. **Physarum bogoriense** Racib. Hedwigia **37**: 52. 1898.
 Porto Rico; St. Croix:—continental North America; the tropics.
4. **Physarum cinereum** (Batsch) Pers. Neues Mag. Bot. **1**: 89. 1794.
Lycoperdon cinereum Batsch, Elench. Fung. **1**: 155. 1783.
 Fruiting on living leaves of *Lactuca sativa* L., *Phaseolus vulgaris* L., *Saccharum officinarum* L., *Vigna unguiculata* (L.) Walp., and other hosts, Porto Rico:—widely distributed throughout the tropics and elsewhere.
5. **Physarum columbinum** (Rost.) Sturgis, Mycologia **8**: 200. 1916.
Tilmadoche columbina Rost. Mon. App. 13. 1876.
 On rotten wood, Porto Rico; St. Thomas:—continental North America; West Indies; the tropics generally.
 Listed by Seaver and Chardon, with an explanatory note, as *Physarum wingatense* Macbr. The name **Physarum columbinum** (Rost.) Sturgis, under which it was originally reported, is here retained.
6. **Physarum compressum** Alb. & Schw. Consp. Fung. 97. 1805.
 On leaves, twigs, and sugar cane debris, Porto Rico:—widely distributed.
7. **Physarum didermoides** (Ach.) Rost. Sluz. Monog. 97. 1875.
Spumaria (?) *didermoides* Ach.; Pers. Syn. Fung. Addenda XXIX. 1801.
 On rotten wood, Porto Rico:—world wide in distribution.
8. **Physarum melleum** (Berk. & Br.) Masee, Monog. 278. 1892.
Didymium melleum Berk. & Br. Jour. Linn. Soc. **14**: 83. 1873.
 On dead leaves and twigs, Porto Rico:—continental North America; abundant in the tropics.
9. **Physarum nutans** Pers. Ann. Bot. Usteri **15**: 6. 1795.
 On dead leaves and twigs, Porto Rico:—widely distributed and common.
10. **Physarum polycephalum** Schw. Syn. Fung. Car. 63. 1822.
 On dead wood, Porto Rico:—continental North America; West Indies.
- 10a. **Physarum polycephalum obrusseum** (Berk. & Curt.) Lister, Mycetozoa ed. 2. 58. 1911.
Didymium obrusseum Berk. & Curt. Jour. Linn. Soc. **10**: 348. 1869.
 St. Croix; St. Jan:—continental North America; West Indies.
11. **Physarum pusillum** (Berk. & Curt.) Lister, Mycetozoa ed. 2. 64. 1911.
Didymium pusillum Berk. & Curt. Grevillea **2**: 53. 1873.
 On rotten sacking, and also on the living leaves of *Saccharum officinarum* L., Porto Rico:—widely distributed.
 Listed by Seaver and Chardon, with an explanatory note, as *Physarum nodulosum* Cooke & Balf. The name **Physarum pusillum** (Berk. & Curt.) Lister, under which it was originally reported, is here retained.
12. **Physarum reniforme** (Masee) Lister, Mycetozoa ed. 2. 72. 1911.
Tilmadoche reniformis Masee, Mon. 336. 1892.
 On dead wood, Porto Rico:—throughout the tropics.
13. **Physarum rigidum** G. Lister, Mycetozoa ed. 3. 36. 1925.
Physarum viride rigidum Lister, Mycetozoa ed. 2. 56. 1911.
 St. Croix; St. Thomas:—West Indies; the tropics generally.

14. **Physarum sessile** Brandza, Ann. Sc. Univ. Jassy **11**: 116. 1921.
Physarum variable sessile Lister, Jour. Bot. **36**: 114. 1898.
 On dead leaves, Porto Rico:—widely distributed but not common.
15. **Physarum tenerum** Rex, Proc. Acad. Phila. **1890**: 192. 1890.
 Porto Rico; St. Croix:—continental North America; West Indies.
16. **Physarum viride** (Bull.) Pers. Ann. Bot. Usteri **15**: 6. 1795.
Sphaerocarpus viridis Bull. Herb. Fr. pl. **407**, f. 1. 1788.
 On rotten wood, Porto Rico:—widely distributed.

Family 2. **DIDYMIACEAE.**

1. **DIDERMA** Persoon, Neues Mag. Bot. **1**: 89. 1794.
1. **Diderma effusum** (Schw.) Morg. Jour. Cin. Soc. **16**: 155. 1894.
Physarum effusum Schw. Trans. Am. Phil. Soc. II. **4**: 257. 1832.
 On dead leaves of *Pandanus utilis* Bory, Porto Rico:—widely distributed.
2. **Diderma hemisphericum** (Bull.) Hornem. Fl. Danica **33**: 13. 1829.
Reticularia hemispherica Bull. Herb. Fr. pl. **446**, f. 1. 1789.
 On dead leaves, Porto Rico:—widely distributed.
3. **Diderma spumarioides** Fries, Syst. Myc. **3**: 104. 1829.
Didymium spumarioides Fries, Symb. Gast. 20. 1818.
 On dead leaves and wood, Porto Rico:—West Indies; widely distributed.
2. **DIDYMIUM** Schrad. Nov. Gen. Pl. 20. 1797.
1. **Didymium melanospermum** (Pers.) Macbr. N. Am. Slime-moulds ed. 1. 88. 1899.
Physarum melanospermum Pers. Neues Mag. Bot. 88. 1794.
 St. Thomas:—widely distributed; not common in the tropics.
2. **Didymium nigripes** (Link) Fries, Syst. Myc. **3**: 119. 1829.
Physarum nigripes Link, Ges. Nat. Freunde Berlin Mag. **3**: 27. 1809.
 On dead leaves and fruiting on living leaves of *Commelina longicaulis* Jacq.
 Host previously reported as *Commelina nudiflora* L., Porto Rico:—widely distributed and common.
3. **Didymium squamulosum** (Alb. & Schw.) Fries, Symb. Gast. 19. 1818.
Diderma squamulosum Alb. & Schw. Consp. Fung. 88. 1805.
 On dead leaves, Porto Rico; St. Croix; St. Thomas:—widely distributed and abundant.

Order 2. **STEMONITALES.**

Columella branched throughout
 Columella branched only from the top.

Fam. 1. **STEMONITACEAE.**
 Fam. 2. **LAMPRODERMACEAE.**

Family 1. **STEMONITACEAE.**

1. **COMATRICHA** Preuss, Linnæa **24**: 140. 1851.
1. **Comatricha irregularis** Rex, Proc. Acad. Phila. **1891**: 393. 1891.
 On dead wood, Porto Rico:—continental North America.
2. **Comatricha longa** Peck, Ann. Rep. N. Y. State Mus. **43**: 24. 1890.
 On dead wood, Porto Rico; St. Jan:—continental North America; the tropics.
3. **Comatricha typhoides** (Bull.) Rost. Versuch Mycet. 7. 1873.
Trichia typhoides Bull. Herb. Fr. pl. **477**, f. 2. 1791.

On dead wood, Porto Rico; St. Croix; St. Thomas; St. Jan:—widely distributed and abundant.

2. **DIACHEA** Fries, Syst. Orb. Veg. 1: 143. 1825.

1. **Diachea bulbilosa** (Berk. & Br.) Lister, Jour. Bot. 36: 165. 1898.

Didymium bulbiliosum Berk. & Br. Jour. Linn. Soc. 14: 84. 1873.

Porto Rico:—continental North America.

2. **Diachea leucopoda globosa** Lister, Mycetozaa, ed. 2. 118. 1911.

On dead leaves and grass. Reported on *Pitcairnia augustifolia* (Sw.) Redoute, Porto Rico:—not common. Listed by Seaver and Chardon under the species name without mentioning the variety.

3. **STEMONITIS** Gleditsch, Meth. Fung. 140. 1753.

1. **Stemonitis fusca** Roth, Mag. Bot. I. 2: 26. 1787.

On dead wood and sugar cane trash, Porto Rico; St. Croix; St. Jan:—widely distributed and common.

Stemonitis nigrescens Rex, listed by Seaver and Chardon, was originally reported as *Stemonitis fusca* Roth. There is no record to indicate that it is other than the latter species.

2. **Stemonitis herbatica** Peck, Ann. Rep. N. Y. State Mus. 26: 75. 1874.

On dead wood, Porto Rico:—widely distributed; abundant in the tropics.

3. **Stemonitis hyperopta** Meylan, Bull. Soc. Vaud. Sc. Nat. 52: 97. 1918.

Comatricha typhoides heterospora Rex, Proc. Acad. Phila. 1893: 367. 1893.

On mossy log, Porto Rico:—widely distributed.

4. **Stemonitis splendens** Rost. Sluz. Monog. 195. 1875.

On dead wood, Porto Rico; St. Thomas; St. Jan:—widely distributed; abundant in the tropics.

Family 2. **LAMPRODERMACEAE.**

1. **LAMPRODERMA** Rost. Versuch Mycet. 7. 1873.

1. **Lamproderma arcyrionema** Rost. Sluz. Monog. 208. 1875.

On herbaceous stalks, Porto Rico:—continental North America; West Indies; widely distributed.

2. **Lamproderma violaceum** (Fries) Rost. Versuch Mycet. 7. 1873.

Stemonitis violacea Fries, Syst. Myc. 3: 162. 1829.

On mossy log, Porto Rico:—widely distributed.

Order 3. **CRIBRARIALES.**

Fructification of distinct and separate sporangia, the walls more or less reticulately perforate especially above.

Fam. 1. **CRIBRARIACEAE.**

Fructification aethaloid.

The sporangia more or less tubular, often prismatic by mutual pressure, opening by rupture at the apex, the lateral walls entire.

Fam. 2. **TUBIFERACEAE.**

The sporangia not well defined, their walls more or less perforate and frayed, forming a pseudo-capillitium.

Fam. 3. **RETICULARIACEAE.**

Family 1. **CRIBRARIACEAE.**

1. **CRIBRARIA** Persoon, Neues Mag. Bot. 1: 91. 1794.

1. **Cribraria intricata** Schrad. Nov. Gen. Pl. 7. 1797.

On dead wood, Porto Rico; St. Croix:—continental North America; Europe.

2. **Cribraria languescens** Rex, Proc. Acad. Phila. **1891**: 394. 1891.
St. Croix; St. Thomas:—West Indies; widely distributed.
3. **Cribraria microcarpa** (Schrad.) Pers. Syn. Fung. 190. 1801.
Dictydium microcarpum Schrad. Nov. Gen. Pl. 13. 1797.
On dead wood, Porto Rico:—continental North America; Europe.
4. **Cribraria splendens** (Schrad.) Pers. Syn. Fung. 191. 1801.
Dictydium splendens Schrad. Nov. Gen. Pl. 14. 1797.
St. Croix:—continental North America; Europe.
5. **Cribraria violacea** Rex, Proc. Acad. Phila. **1891**: 393. 1891.
On twigs, Porto Rico:—continental North America; West Indies; Europe.

2. **DICTYDIUM** Schrad. Nov. Gen. Pl. 11. 1797.

1. **Dictydium cancellatum** (Batsch) Macbr. N. Am. Slime-moulds ed. 1. 172. 1899.
Mucor cancellatus Batsch, Elench. Fung. Contin. **2**: 135. 1789.
On dead wood, leaves, and sugar cane stalks, Porto Rico; St. Croix; St. Thomas:—widely distributed.

Family 2. **TUBIFERACEAE.**

1. **TUBIFERA** Gmel. Syst. Nat. **2**: 1472. 1791.

1. **Tubifera ferruginosa** (Batsch.) Gmel. Syst. Nat. **2**: 1472. 1791.
Stemonitis ferruginosa Batsch, Elench. Fung. **2**: 261. 1786.
On rotten wood, Porto Rico; St. Croix:—widely distributed.

Family 3. **RETICULARIACEAE.**

1. **DICTYDIAETHALIUM** Rost. Versuch Mycet. 5. 1873.

1. **Dictydiaethalium plumbeum** (Schum.) Rost. Versuch Mycet. 5. 1873.
Fuligo plumbea Schum. Enum. Pl. Saell. **2**: 193. 1803.
St. Croix:—widely distributed.

2. **RETICULARIA** Bull. Herb. Fr. *pl.* 446. 1789.

1. **Reticularia lycoperdon** Bull. Herb. Fr. *pl.* 446, *f.* 4. 1789.
On old wood, Porto Rico:—widely distributed.

Order 4. **LYCOGALALES.**

Family 1. **LYCOGALACEAE.**

1. **LYCOGALA** Adanson, Fam. Pl. **2**: 7. 1763.

1. **Lycogala conicum** Pers. Syn. Fung. **1**: 159. 1801.
St. Croix:—continental North America; Europe; West Indies.
2. **Lycogala epidendrum** (L.) Fries, Syst. Myc. **3**: 80. 1829.
Lycoperdon epidendrum L. Sp. Pl. 1184. 1753.
On dead wood and sugar cane trash, Porto Rico; St. Croix; St. Jan.:—widely distributed.

Order 5. **TRICHIALES.**

Capillitium plain, papillose or spinulose, often scanty, not netted.

Fam. 1. **PERICHAENACEAE.**

Capillitium a distinct net, usually attached below to the sporangial wall; sculpturing various, not continuous spiral bands.

Fam. 2. ARCYRIACEAE.

Capillitial threads typically free, sometimes more or less branched, forming a loose net attached below, characterized by definite spiral bands, or sometimes by scattered rings.

Fam. 3. TRICHIACEAE.

Family 1. PERICHAENACEAE.

1. OPHIOTHECA Currey, Quart. Mic. Jour. 2: 240. 1854.

1. *Ophiotheca chryosperma* Currey, Quart. Mic. Jour. 2: 240. 1854.

St. Thomas:—widely distributed. Reported as *Perichaena chryosperma* (Currey) Lister.

2. *Ophiotheca Wrightii* Berk. & Curt. Jour. Linn. Soc. 10: 349. 1869.

On dead wood, Porto Rico:—continental North America.

2. PERICHAENA Fries, Symb. Gast. 11. 1817.

1. *Perichaena depressa* Libert, Pl. Crypt. Ard. IV. no. 378. 1837.

St. Jan:—widely distributed.

Family 2. ARCYRIACEAE.

1. ARCYRIA Weber; Wigg. Pr. Fl. Holsat. 109. 1780.

1. *Arcyria cinerea* (Bull.) Pers. Syn. Fung. 184. 1801.

Trichia cinerea Bull. Herb. Fr. pl. 477, f. 3. 1789.

On dead wood and sugar cane trash, Porto Rico; St. Croix; St. Thomas:—widely distributed.

2. *Arcyria denudata* (L.) Wettstein, Verh. Zool. Bot. Ges. Wien. 585. 1885-6.

Clathrus denudatus L. Sp. Pl. 1179. 1753.

On dead wood and sugar cane trash, Porto Rico; St. Croix; St. Jan:—widely distributed. *Arcyria punicea* Pers. reported from the Schwanecke collection, Porto Rico, is synonymous with *Arcyria denudata* (L.) Wettstein.

3. *Arcyria incarnata* Pers. Obs. Myc. 1: 58. 1796.

Stemonitis incarnata Pers.; Gmel. Sys. Nat. 2: 1467. 1791.

On dead wood, Porto Rico; Virgin Islands:—widely distributed in temperate regions but rare in the tropics.

4. *Arcyria nutans* (Bull.) Grev. Fl. Edin. 455. 1824.

Trichia nutans Bull. Herb. Fr. pl. 502, f. 3. 1791.

Virgin Islands:—widely distributed.

Family 3. TRICHIACEAE.

1. HEMITRICHIA Rost. Versuch Mycet. 14. 1873.

1. *Hemitrichia clavata* (Pers.) Rost. Versuch Mycet. 14. 1873.

Trichia clavata Pers. Neues Mag. Bot. 1: 90. 1794.

On dead wood and twigs, Porto Rico; St. Croix; St. Thomas; St. Jan:—widely distributed in temperate and tropical regions.

2. *Hemitrichia serpula* (Scop.) Rost. Versuch Mycet. 14. 1873.

Mucor serpula Scop. Fl. Carn. 2: 493. 1772.

On decaying stems, Porto Rico; St. Croix; St. Thomas; St. Jan:—widely distributed; abundant in the tropics.

3. **Hemitrichia vesparia** (Batsch) Macbr. N. Am. Slime-moulds ed. 1. 203. 1899.

Lycoperdon vesparium Batsch, Elench. Fung. 2: 253. 1786.

On dead wood, Porto Rico; St. Croix:—continental North America; Europe; the tropics.

2. **TRICHIA** Haller, Hist. Helv. 3: 114. 1768.

1. **Trichia persimilis** Karst. Not. Saell. Fenn. Forh. 9: 353. 1868.

St. Croix:—widely distributed in temperate regions but rare in the tropics.

THE MYXOPHYCEAE OF PORTO RICO AND THE VIRGIN ISLANDS

BY NATHANIEL LYON GARDNER

INTRODUCTION

In a previous paper, entitled "New Myxophyceae from Porto Rico," I published two hundred and fourteen new species, varieties, and forms.¹ These, as was stated in that paper, were principally from a collection made by Dr. N. Wille in Porto Rico in 1914 and 1915.² His collection consisted of over two thousand numbered specimens taken from almost every conceivable habitat except salt water. This report covers the entire collection of Dr. Wille along with all other available miscellaneous collections of fresh-water species known to the author, and in addition extensive collections of marine species made at various times in the last quarter of a century, from the waters bordering the island, by Dr. Marshall A. Howe, and by Dr. F. Børgesen among the Virgin Islands (Danish West Indies).

From all of these collections a total of fifty-two genera and three hundred and seventy-seven species are reported. The region seems to be especially rich in species of this group of plants, at least so large a number of species, distributed among so many genera, has never been reported from any similar area on the globe.

The collections furnish an excellent example of the extreme adaptability of the group as a whole to a very wide range of environmental conditions, especially regarding different amounts of moisture, different degrees of heat, and conditions of food supply. Those inhabiting rocks are subjected to extreme desiccation a large part of the time; terrestrial and arboreal species less so, while those inhabiting water are submerged almost continuously.

The temperatures in which they thrive range from the fairly constant temperatures of the waters of lakes, rivers, and the ocean, through the extremely variable degrees to which terrestrial, arboreal, and saxicolous species are subjected, finally to those in-

¹ *Memoirs New York Botanical Garden* 7: 1-95, *pl.* 1-23. 1927.

² Professor Wille's narrative of his Porto Rican expedition may be found in the *Journal of The New York Botanical Garden* for July, 1915 (16: 132-146). In Dr. Gardner's present paper the numbers cited are those of Professor Wille's collecting unless otherwise indicated. His collection was divided, one part being taken by him to Norway and the other being left with The New York Botanical Garden. Dr. Gardner's studies have been based upon both the dried and fluid-preserved material at the Garden and, in addition, through the courtesy of Dr. Henrik Printz, the dried specimens of Porto Rican Myxophyceae taken to Norway by Professor Wille were returned to the Botanical Garden for Dr. Gardner's use.—[Ed.]

habiting waters of hot springs whose temperatures range to near the boiling point.

Arboreal species, especially those growing on leaves, are moistened by rain water only, which must contain but extremely small quantities of mineral food. At the other end of the series, as regards concentration of minerals, may be mentioned those which thrive in pools along the seashore in which the water is almost saturated.

The species as treated here are arranged under three orders.

1. Plants unicellular, existing singly or associated into more or less definite colonies of various shapes and sizes, usually with a gelatinous or mucilaginous tegument. Multiplication by simple division. Akinetes formed in some genera. Order 1. CHROOCOCCALES. Page 250.
1. Plants unicellular, or rarely multicellular, existing singly or associated into variously shaped colonies, more rarely filamentous. Multiplication by simple division and by formation of gonidia in a part or in all of the cells, then called gonidangia. Order 2. CHAMAESIPHONALES. Page 264.
1. Plants distinctly multicellular, with simple or branched filaments, the branching being either false or true, existing singly or few to many associated within a common sheath, or tegument. Multiplication by formation of two- to many-celled hormogonia. Hypnospores formed in several genera. Order 3. HORMOGONALES. Page 265.

Order 1. CHROOCOCCALES

Family 1. CHROOCOCCACEAE

Characters same as the order.

1. Cells single or in colonies, division in 1 plane. 2.
1. Cells forming plate-like colonies, division in 2 planes perpendicular to each other. 5. *Merismopedia*.
1. Cells forming more or less gelatinous colonies, division in 3 planes. 8.
 2. Cells single or at least a few in a colony. 3.
 2. Cells forming distinct colonies. 6.
3. Cells cylindrical, with rounded ends. 4.
3. Cells spherical or fusiform and somewhat curved. 5.
 4. Cells single or at most in pairs, small, and thin-walled. . . 2. *Synechococcus*.
 4. Cells single, in pairs, or short, falsely branched filaments, and thick-walled. 4. *Chrootheca*.
5. Cells spherical, usually separating immediately after division.
 1. *Synechocystis*.
5. Cells fusiform and more or less curved. 3. *Dactylococcopsis*.
 6. Cells discoid, forming short, monosiphonous filaments. . . 16. *Cyanothrix*.
 6. Cells forming gelatinous, definite or indefinite colonies. 7.

7. Colonies gelatinous, definite in shape and size, thick, firm, and more or less laminated. 11. *Gloeothece*.
7. Colonies indefinite in shape and size, homogeneous. 7. *Aphanothece*.
 8. Cells spherical, with gelatinous tegument, forming colonies of indefinite shape and size. 6. *Aphanocapsa*.
 8. Cells forming smaller colonies of definite shape and size. 9.
9. Cells free-floating or forming loose pulverulent or gelatinous layers. 10.
9. Cells attached to a substratum, forming cushion-shaped, lobular, at times cavernous colonies or layers of indefinite expansion. 14.
 10. Colonies with resting spores. 11.
 10. Colonies without resting spores. 12.
11. Colonies spherical to subspherical. Cells spherical to angular by mutual pressure. Colonial tegument gelatinous. Cells all changed into resting spores. 14. *Anacystis*.
11. Colonies more or less cubical. Cells mostly angular from mutual pressure. Colonial tegument firm and membranaceous. Cells changing to akinetes. 15. *Endospora*.
 12. Cells near the surface of spherical colonies, leaving the center free. 8. *Coelosphaerium*.
 12. Cells not arranged on the surface of the colony. 13.
13. Cells usually few in a colony, more or less angular after division, usually with a homogeneous firm tegument. 9. *Chroococcus*.
13. Cells from few to very many in a colony, soon becoming spherical after division and usually with laminated tegument. 10. *Gloeocapsa*.
 14. Colonies cushion-shaped, more or less gelatinous, with cells arranged in more or less definite, radiating rows. 13. *Placoma*.
 14. Colonies usually in a more or less expanded layer, firmly attached and with cells in radiating, false-branched, and somewhat gloeocapsoid masses. 12. *Entophysalis*.

1. **SYNECHOCYSTIS** Sauv. Bull. Soc. Bot. France **39**: cxv. 1892.

Type species, *Synechocystis aquatilis*.

1. Cells 1 μ or less diam. 1. *S. primigenia*.
1. Cells 2 μ or more diam. 2.
 2. Cells 3-4 μ diam. 2. *S. Willei*.
 2. Cells 5-6 μ diam. 3. *S. aquatilis*.

1. **Synechocystis primigenia** Gardner, Mem. N. Y. Bot. Gard. **7**: 2, pl. 1, f. 1. 1927.

On limestone between Hatillo and Arecibo, 1377b; on the wall of a church, Sabana Grande, 953b. Type locality, near Arecibo.

2. **Synechocystis Willei** Gardner, Mem. N. Y. Bot. Gard. **7**: 2, pl. 1, f. 2. 1927.

In a pool about four kilometers north of Mayaguez, 1329b. Type locality, near Mayaguez.

3. **Synechocystis aquatilis** Sauv. Bull. Soc. Bot. France **39**: cxvi. 1892.

In a concrete basin near the Hot Springs, Coamo Springs, 378; in a little stream near Humacao, 648. Type locality, Algeria.

2. **SYNECHOCOCCUS** Naeg. Gatt. Einz. Alg. 56. 1849.

Type species, *Synechococcus elongatus*.

1. Cells 1-2 μ diam., 4.5-5.5 μ long. 1. *S. elongatus*.
1. Cells 6-7 μ diam., 12-14 μ long. 2. *S. intermedius*.
1. Cells 7-15 μ diam., 14-26 μ long. 3. *S. aeruginosus*.

1. **Synechococcus elongatus** Naeg. Gatt. Einz. Alg. 56. 1849.

An occasional cell of what seems to be this species, was noted in various collections. Type locality, Zürich.

2. **Synechococcus intermedius** Gardner, Mem. N. Y. Bot. Gard. **7**: 3, pl. 1, f. 3. 1927.

On the bark of trees, Caguas, 439b; on old leaves in a stream west of Humacao, 581a, 602; east of Humacao, 640; on bark near Guanica, 1841c. Type locality, Caguas.

3. **Synechococcus aeruginosus** Naeg. Gatt. Einz. Alg. 56. 1849.

On fallen leaves in the stream west of Humacao, 581; on shaded rocks at the "Campo," Maricao, 1235; in a water basin west of the Experiment Station, Rio Piedras, 1965b. Type locality, Greece.

3. **DACTYLOCOCCOPSIS** Hansg. Notarisia **3**: 590. 1888.

Type species, *Dactylococcopsis rupestris*.

1. **Dactylococcopsis arcuata** Gardner, Mem. N. Y. Bot. Gard. **7**: 3, pl. 1, f. 4. 1927.

On the bark of a tree trunk, Caguas, 439e. Type locality, Caguas.

4. **CHROOTHECE** Hansg. Oest. Bot. Zeitsch. **34**: 314, pl. 1, f. 4-8. 1884
(*nomen nudum*). Bot. Notis. **1884**: 128. 1884.

Type species, *Chroothece Richteriana*.

1. Cells (without tegument) 5.8-6.2 μ diam., 18-24 μ long. 1. *C. Willei*.
1. Cells 12-18 μ diam., up to 2 times as long. 2. *C. Richteriana*.
1. Cells attached to branched stalks, 1.5 $\mu \times$ 3 μ diam. 3. *C. cryptarum*.

1. **Chroothece Willei** Gardner, Mem. N. Y. Bot. Gard. **7**: 3, pl. 1, f. 5. 1927.

On limestone at Hato Arriba, Arecibo, 1410. Type locality, Hato Arriba.

2. **Chroothece Richteriana** Hansg. Bot. Notis. **1884**: 128. 1884.

On walls near San Juan, 19, 67, 92, 130d, 131; on a wall by the Hotel Nava, Santurce, 54, 55, 143; on a wall on the south side of the reservoir near the Experiment Station, Rio Piedras, 214b; on a wall by the baths, Coamo Springs, 254, 262; on walls, damp earth and rocks, Coamo Springs, 271, 272 I and II, 289c, 295a, 296a, 302, 303, 315a, 325, 1861c; on limestone between Hatillo and Arecibo, 1371, 1475a, 1478; on rocks by Utuado, 1502; on a wall, Fort San Cristobal, San Juan, 1991a, 1998, 2003, 2006, 2017a, 2020, 2021a, 2023. Type locality, Bohemia.

3. **Chroothece cryptarum** Farlow, in Collins, Holden, and Setchell, Phyc. Bor. Amer. (Exsicc.) no. 752.

On a shaded wall of a sluice-way, in the upper littoral belt, San Juan. *Howe*, 2130. Type locality, Bermuda.

4. **Chroothece** sp.

No. 761 contains a few single cells of a plant, apparently undescribed, which seems to belong to *Chroothece*. The cells are ovoid or ellipsoid, 60-80 μ , up to 125 μ diam., with a dark blue-green protoplast and thick, hyaline cell-wall. The peculiar chromatophore and pyrenoid, supposed to be characteristic of the genus, could not be made out. No indication of cell division was observed. The material may be a gigantic species of *Chroococcus*.

5. **MERISMOPIEDIA** Meyen, Arch. f. Naturgesch. **5**²: 67.
1839. (*nomen nudum*). Kütz. Linnaea **17**: 84. 1843.

Type species *Merismopedia glauca*, based on *Gonium glaucum* Ehrenberg.

1. Cells spherical, up to 16 in a family 2.
1. Cells subcylindrical before division, up to 560 in a family 3. *M. Willei*.
2. Cells 1.3-2 μ diam. 1. *M. tenuissima*.
2. Cells 3-6 μ diam. 2. *M. glauca*.

1. **Merismopedia tenuissima** Lemm. Bot. Centr. **75**: 154. 1898.

With other algae in Laguna Tortuguero, 831f; in a pool about four kilometers north of Mayaguez, 1326a, 1327a, 1329d. Type locality, "Baselitz bei Kamenz."

2. **Merismopedia glauca** (Ehr.) Naeg. Gatt. Einz. Alg. 55, pl. 1D, f. 1. 1849.

Gonium glaucum Ehrenberg, Infusionth. 56, pl. 3, f. 5. 1838. Type locality, Wismer, Germany.

In a warm stream near the Hot Spring, Coamo Springs, 384b.

3. **Merismopedia Willei** Gardner, Mem. N. Y. Bot. Gard. **7**: 3, pl. 1, f. 6. 1927.

In a pool about four kilometers north of Mayaguez, 1310a. Type locality, near Mayaguez.

6. **APHANOCAPSA** Naeg. Gatt. Einz. Alg. 52. 1849.

Type species, *Aphanocapsa parietina*.

1. Cell contents pale aeruginous 2.
1. Cell contents varying from aeruginous to some other color. 4.
 2. Cells less than 3 μ diam. 1. *A. intertexta*.
 2. Cells more than 3 μ diam. 3.
3. Cells 3-4 μ diam., closely crowded, tegument very thin. 3. *A. Richteriana*.
3. Cells about 6 μ diam., less crowded, tegument scarcely visible. 5. *A. virescens*.
 4. Cell contents aeruginous to violet, variable, 2-7 μ thick. 2. *A. violacea*.
 4. Cell contents pale aeruginous to greenish gray, 3.5-4.5 μ .
 4. *A. Richteriana* var. *major*.

1. **Aphanocapsa intertexta** Gardner, Mem. N. Y. Bot. Gard. **7**: 4, pl. 1, f. 7. 1927.

On stones west of Humacao, 573b; on red earth on the road-side north of Maricao, 1250a; on rocks in Arroyo de los Corchos, 1718. Type locality, Arroyo do los Corchos.

2. **Aphanocapsa violacea** Grun.; Rabenhorst, Fl. Eur. Alg. **2**: 51. 1865.

In leakage of the warm water on the rocks, Coamo Springs, 367a. Type locality, Neuhaus, Austria.

3. **Aphanocapsa Richteriana** Hieron.; Hauck and Richter, Phyc. Univ. no. 485. 1892.

On damp earth, Coamo Springs, 277; on a wall of the bridge, Caguas, 459a, 460c; on rocks in the stream, Fajardo, 693a; in an iron water container at the Playa, Fajardo, 699; on wood and on blocks of lava in a primeval forest, Hacienda Catalina, Palmer, 752, 755d, 765; on bark at Hacienda, Laguna Tortuguero, 864a; in a pool of water four kilometers north of Mayaguez, 1316d, 1327, 1329; on bark in the valley of a stream, Coamo Springs, 1905c; in a reservoir west of the Experiment Station, Rio Piedras, 1946b; on a water pipe near a stream, Maricao, 1147. Type locality, Gross Wilkau, Silesia.

4. **Aphanocapsa Richteriana major** Gardner, Mem. N. Y. Bot. Gard. **7**: 4, pl. 1, f. 9. 1927.

On soil in the primeval forest near Hacienda Catalina, Palmer, 754a. Type locality, Palmer.

5. **Aphanocapsa virescens** (Hassall) Rab. Fl. Eur. Alg. **11**: 48. 1865.

Sorosporium virescens Hassall, Freshwater Alg. 310, pl. 78, f. 8a. 1857.

In a pool about four kilometers north of Mayaguez, 1318. Type locality, Scotland.

7. **APHANOTHECE** Naeg., Gatt. Einz. Alg. 59. 1849.

Type species, *Aphanothece microscopica*.

1. Cell tegument hyaline. 2.

1. Cell tegument not hyaline, or hyaline varying to some other color 4.
 2. Cells up to 1 μ diam., 2 times as long 1. *A. bacilloidea*.
 2. Cells over 1 μ diam. 3.
3. Cells 2.5–3 μ diam., 4.5–6 μ long 3. *A. conferta*.
3. Cells 3.5 μ diam., 4–4.5 μ long 4. *A. conferta brevis*.
 4. Cells more than 2 μ diam. 6.
 4. Cells 2 μ diam. or less 5.
5. Cells 1–2 μ diam., 2–3 times as long; tegument hyaline to yellow. 2. *A. saxicola*.
5. Cells 1–1.4 μ diam., 2–2.4 times as long; tegument opalescent. 5. *A. opalescens*
 6. Tegument hyaline; cell contents hyaline, homogeneous. 6. *A. microscopica*.
 6. Tegument yellowish brown; contents yellowish, granular. 7. *A. microscopica granulosa*.

1. **Aphanothece bacilloidea** Gardner, Mem. N. Y. Bot. Gard. **7**: 5, pl. 1, f. 10. 1927.

In depressions in the limestone at Hato Arriba, Arecibo, 1407a; on limestone between Hatillo and Arecibo, 1378; in an underground passage at Fort San Cristobal, San Juan, 1989c. Type locality, Arecibo.

2. **Aphanothece saxicola** Naeg. Gatt. Einz. Alg. 60. 1849.

In depressions in the limestone between Arecibo and Utuado, 1473. Type locality, Zürich.

3. **Aphanothece conferta** P. Richter, in Hauck and Richter, Phyc. Univ. no. 487. 1892.

On damp rocks and earth, Coamo Springs, 287b, 325a; on the garden wall, Hotel Paris, Mayaguez, 983, 991b; on a wall at the Experiment Station, Mayaguez, 973; on rocks, Maricao, 1036; on bark above Rio Maricao, 1127; on damp rocks ten kilometers north of Utuado, 1527a; on limestone, Hato Arriba, near Arecibo, 1397f; on rocks between Utuado and Adjuntas, 1640b, 1650, 1652, 1653; on bark among limestone rocks, Guanica, 1841; on the walls in Fort San Cristobal, San Juan, 1988. Type locality, Oschaz, Germany.

4. **Aphanothece conferta brevis** Gardner, Mem. N. Y. Bot. Gard. **7**: 5. 1927.

On a water pipe by a stream, Maricao, 1147; on rocks between Utuado and Adjuntas, 1635a. Type locality, Maricao.

5. **Aphanothece opalescens** Gardner, Mem. N. Y. Bot. Gard. **7**: 5, pl. 1, f. 8. 1927.

With other Myxophyceae at La Chiquita near Maricao, 1144e. Type locality, near Maricao.

6. **Aphanothece microscopica** Naeg. Gatt. Einz. Alg. 59. 1849.

In Laguna Tortuguero, 328; at the "Campo" south of Maricao, 1290. Type locality, Zürich, Switzerland.

7. **Aphanothece microscopica granulosa** Gardner, Mem. N. Y. Bot. Gard. **7**: 5, pl. 1, f. 11. 1927.

On rocks at Penuelas, 1848a. Type locality, Penuelas.

8. **COELOSPHAERIUM** Naeg. Gatt. Einz. Alg. 54. 1849.

Type species, *Coelosphaerium Kuetzingianum*.

1. **Coelosphaerium Kuetzingianum** Naeg. Gatt. Einz. Alg. 54. 1849.

In Laguna Tortuguero, 831d. Type locality, Zürich, Switzerland.

9. **CHROOCOCCUS** Naeg. Gatt. Einz. Alg. 45. 1849.Type species, *Chroococcus rufescens*.

1. Tegument hyaline. 3.
1. Tegument not hyaline, except very early. 2.
 2. Tegument yellowish red; cells 8–10 μ by 10–16 μ diam. 7. *C. polyhedriformis*.
 2. Tegument purplish violet; cells 1.5–2 μ diam. 15. *C. muralis*.
3. Tegument more or less lamellose. 4.
3. Tegument for the most part homogeneous. 9.
 4. Cells 8–13 μ diam.; contents glaucous. 8. *C. limneticus*.
 4. Cells 13 μ or more diameter. 5.
5. Cells 50–58 μ diam. 1. *C. giganteus*.
5. Cells less than 50 μ diam. 6.
 6. Cells 30–40 μ diam.; colonies of four, 80–100 μ diam. 2. *C. giganteus occidentalis*.
 6. Cells 40 μ or less in diam. 7.
7. Cell contents olive green, 14–18 μ diam. 5. *C. turgidus violaceus*.
7. Cell contents bright aeruginous. 8.
 8. Cells 25–40 μ diam. 3. *C. turgidus*.
 8. Cells 15–20 μ diam. 4. *C. turgidus subnudus*.
9. Cell contents various shades of aeruginous. 10.
9. Cell contents in part aeruginous early, later becoming some other color. 15.
 10. Cells 13 μ or more diam. 6. *C. turgidus uniformis*.
 10. Cells less than 13 μ diam. 11.
11. Cells more than 6 μ diam. 12.
11. Cells less than 6 μ diam. 13.
 12. Cells bright aeruginous, 8–9 μ diam.; colonies of four, 15–18 μ diam. 16. *C. mediocris*.
 12. Cells pale aeruginous, 7–9 μ diam.; colonies of four, 10–12 μ diam. 11. *C. constrictus*.
13. Cells over 3 μ diam.; colonies of four, 8–10 μ diam. 14. *C. aeruginosus*.
13. Cells less than 3 μ diam. 14.
 14. Cells 1–1.5 μ diam.; colonies of four, 4.8–5.2 μ diam.; tegument very thin. 18. *C. minutissimus*.
 14. Cells 1.5–2 μ diam.; colonies of four, 5–6.5 diam. 15. *C. muralis*.
 14. Cells 1.8–2.5 μ diam.; colonies of four, 6–7 diam. 17. *C. cubicus*.
15. Cells 4.5 μ diam., contents glaucous; colonies of four, 12 μ diam. 13. *C. sabulosus*.
15. Cells 4–7.5 μ diam., contents aeruginous to yellow; colonies spherical 12. *C. helveticus*.
15. Cells 6–6.5 μ diam., contents purplish drab or gray; colonies of four, 16–19 μ diam. 10. *C. subsphericus*.
15. Cells 8–10 μ diam., contents olive-green; colonies of four 18–20 μ diam. 9. *C. heanogloios*.

1. **Chroococcus giganteus** W. West, Jour. R. M. S. 1892²: 741, pl. 10, f. 59–61. 1892.

In Laguna Tortuguero, 829e. Type locality, "Bowness," England.

2. **Chroococcus giganteus occidentalis** Gardner, Mem. N. Y. Bot. Gard., 7: 8, pl. 2, f. 17. 1927.

In Laguna Tortuguero with other Myxophyceae, 849b. Type locality, Laguna Tortuguero.

3. **Chroococcus turgidus** (Kuetz.) Naeg. Gatt. Einz. Alg. 45. 1849.

Protococcus turgidus Kuetz. Tab. Phyc. 1: pl. 6, f. 1. 1845.

On the bottom of a warm stream by the Hot Springs, Coamo Springs, 384a; in Laguna Tortuguero, 831b; in a pool about four kilometers south of Mayaguez, 1316; on rocks between Utuado and Adjuntas, 1640g; in a ditch near Ponce, 1670c. Type locality not designated.

4. **Chroococcus turgidus subnudus** Hansg. Prod. **2**: 161. 1893.

In a pool about four kilometers south of Mayaguez, 1318a. Type locality, in the vicinity of Prague.

5. **Chroococcus turgidus violaceus** W. West, Jour. R. M. S. **1892**²: 741. 1892.

On damp earth, Coamo Springs, 288, 304; on old wood in primeval forest near Hacienda Catalina, Palmer, 755a. Type locality, "foot of Bow Fell," English Lakes.

6. **Chroococcus turgidus uniformis** Gardner, Mem. N. Y. Bot. Gard. **7**: 7. 1927.

On damp rocks, Coamo Springs, 287a. Type locality, Coamo Springs.

7. **Chroococcus polyhedriformis** Schmidle, Engl. Bot. Jahrb. **30**: 241, pl. 4, f. 1. 1901.

On a wall near Hotel Nova, Santurce, 56. Type locality, Langenburg on Lake Nyassa, Africa.

8. **Chroococcus limneticus** Lemm. Bot. Centralb. **76**: 153. 1898.

On a stone wall and on damp earth, Coamo Springs, 303a, 304a. Type locality not definitely specified.

9. **Chroococcus heanogloios** Gardner, Mem. N. Y. Bot. Gard. **7**: 9, pl. 2, f. 20. 1927.

On rocks about ten kilometers north of Utuado, 1537c. Type locality, near Utuado.

10. **Chroococcus subsphericus** Gardner, Mem. N. Y. Bot. Gard. **7**: 6, pl. 2, f. 13, 1927.

On a wall by the Hot Springs, Coamo Springs, 402a, 403a. Type locality, Coamo Springs.

11. **Chroococcus constrictus** Gardner, Mem. N. Y. Bot. Gard. **7**: 8, pl. 2, f. 19. 1927.

In a water basin west of the Experiment Station, Rio Piedras, 1965. Type locality, Rio Piedras.

12. **Chroococcus helveticus** Naeg. Gatt. Einz. Alg. 46, pl. 1. 1849.

On rocks between Utuado and Adjuntas, 1640c. Type locality, Lucerne.

13. **Chroococcus sabulosus** (Menegh.) Hansg. Prod. **2**: 164. 1893.

Protococcus sabulosus Menegh. Kuetz. Tab. Phyc. **1**: pl. 2. 1845.

On damp rocks about twelve kilometers north of Utuado, 1512; on rocks near Arroyo de los Corchos, 1695; on rocks about twenty kilometers north of Ponce, 1753. Type locality, northern Italy.

14. **Chroococcus aeruginosus** Gardner, Mem. N. Y. Bot. Gard. **7**: 7, pl. 2, f. 16. 1927.

On wood by the Hot Springs, Coamo Springs, 382a. Type locality, Coamo Springs.

15. **Chroococcus muralis** Gardner, Mem. N. Y. Bot. Gard. **7**: 7, pl. 2, f. 15. 1927.

On a wall, Coamo Springs, 301. Type locality, Coamo Springs.

16. **Chroococcus mediocris** Gardner, Mem. N. Y. Bot. Gard. **7**: 6, pl. 2, f. 14. 1927.

Among other algae, Laguna Tortuguero, 831h. Type locality, Laguna Tortuguero.

17. **Chroococcus cubicus** Gardner, Mem. N. Y. Bot. Gard. **7**: 5, pl. 1, f. 12. 1927.

On a fence, on palm trees and on the wall of a bridge, Santurce, 2, 3, 4a, 5, 142, 143a; on walls near San Juan, 66a, 92b; in Fort San Cristobal, San Juan, 1993a, 1999, 2004c, 2007, 2011, 2021c; on a concrete basin near the Experiment Station, Rio Piedras, 177; on walls and rocks, Coamo Springs, 254a, 307a, 313, 402b, 409b; on rocks and the walls of the bridge, Juan Martin, Fajardo, 682a, 713, 717a, 734a, 736a; on old wood in a primeval forest, Hacienda Catalina, Palmer, 755; on trunks of palms at the Hacienda, Laguna Tortuguero, 871, 872; on blocks of lava, Sabana Grande, 923a; on a wall, Hotel Paris, Mayaguez, 982b; on walls, Maricao, 1050, 1060, 1061; on rocks, Hacienda Holm, Mayaguez, 1190; on rocks and walls near Arecibo, 1337, 1363, 1368, 1372b, 1457, 1462; on the wall of a bridge and on rocks, Guanica, 1838, 1841a. Type locality, Santurce.

18. **Chroococcus minutissimus** Gardner, Mem. N. Y. Bot. Gard. **7**: 8, pl. 2, f. 18. 1927.

In a waterfall between Arecibo and Utuado, 1458b. Type locality, near Arecibo.

10. GLOEOCAPSA Kuetz. Phyc. Gen. 173. 1843.

Type species, *Gloeocapsa montana*.

- | | |
|---|-----------------------------------|
| 1. Tegument always hyaline..... | 2. |
| 1. Tegument more or less colored (except <i>G. cartilaginea minor</i>)..... | 6. |
| 2. Tegument homogeneous..... | 3. |
| 2. Tegument homogeneous or more or less lamellose..... | 4. |
| 3. Cells 1.5–2.5 μ diam.; tegument cartilaginous..... | 2. <i>G. cartilaginea</i> . |
| 3. Cells 3 μ diam..... | 10. <i>G. livida minor</i> . |
| 4. Cells less than 5 μ diam..... | 5. |
| 4. Cells 5.8–6.2 μ diam., bright aeruginous..... | 11. <i>G. ovalis</i> . |
| 5. Cells 1.1–1.3 μ diam., secreting calcium carbonate..... | 4. <i>G. calcicola</i> . |
| 5. Cells 3–4.5 μ diam..... | 7. <i>G. quaternata</i> . |
| 6. Tegument distinctly lamellose..... | 8. <i>G. quaternata major</i> . |
| 6. Tegument homogeneous..... | 7. |
| 7. Cells 2–2.3 μ diam., protoplast yellowish green..... | 5. <i>G. sphaerica</i> . |
| 7. Protoplast aeruginous..... | 8. |
| 8. Cells less than 1.5 μ diam..... | 9. |
| 8. Cells more than 1.5 μ diam..... | 10. |
| 9. Cells 0.9–1.2 μ diam., up to 250 in a colony; tegument mucilaginous..... | 1. <i>G. acervata</i> . |
| 9. Cells 0.8–1.2 μ diam.; tegument cartilaginous..... | 3. <i>G. cartilaginea minor</i> . |
| 10. Cells 1.5–2 μ diam.; tegument yellow to brown..... | 9. <i>G. fuscolitca</i> . |
| 10. Cells 3.5 μ diam.; tegument violet to rose-colored..... | 6. <i>G. violacea</i> . |

1. **Gloeocapsa acervata** Gardner, Mem. N. Y. Bot. Gard. **7**: 10, pl. 2, f. 22. 1927.

On limestone between Hatillo and Arecibo, 1390, 1393; on limestone near Hato Arriba, Arecibo, 1425. Type locality, near Arecibo.

2. **Gloeocapsa cartilaginea** Gardner, Mem. N. Y. Bot. Gard, **7**: 9, *pl. 2, f. 21*. 1927.
On red soil near Maricao, 1025. Type locality, near Maricao.
3. **Gloeocapsa cartilaginea minor** Gardner, Mem. N. Y. Bot. Gard. **7**: 9. 1927.
On limestone between Hatillo and Arecibo, 1377; in depressions in limestone rock, Hato Arriba, Arecibo, 1428. Type locality, near Arecibo.
4. **Gloeocapsa calcicola** Gardner, Mem. N. Y. Bot. Gard. **7**: 11, *pl. 2, f. 24*. 1927.
On a wall at Hotel Nava, Santurce, 54b, 55a; on limestone at Hacienda, Laguna Tortuguero, 866. Type locality, Laguna Tortuguero.
5. **Gloeocapsa sphaerica** Gardner, Mem. N. Y. Bot. Gard. **7**: 12, *pl. 3, f. 26*. 1927.
On limestone between Arecibo and Utuado, 1482a. Type locality, near Arecibo.
6. **Gloeocapsa violacea** (Corda) Rab. Fl. Eur. Alg. **2**: 41. 1865.
Protococcus violaceus Corda, in Sturm. D. Fl. **2**⁸: 2. 1829.
In a rivulet by a stream near Maricao, 1155c.
7. **Gloeocapsa quaternata** (Bréb.) Kuetz. Tab. Phyc. **1**: *pl. 20, f. 1*. 1845.
Coccochloris quaternata Bréb.; Rab. Fl. Eur. Alg. **2**: 37. 1865.
On a garden wall, Hotel Paris, Mayaguez, 985; on rocks, Arroyo de los Corchos, 1703; on a wall in Fort San Cristobol, San Juan, 2023a. Type locality, western Europe, but not definitely designated.
8. **Gloeocapsa quaternata major** Gardner, Mem. N. Y. Bot. Gard. **7**: 12, *pl. 3, f. 27*. 1927.
On the wall of a cemetery, San Juan, 131a. Type locality, San Juan.
9. **Gloeocapsa fuscolutea** (Naeg.) Kuetz. Sp. Alg. 224. 1849.
Gloeocapsa ambigua-fuscolutea Naeg. Gatt. Einz. Alg., 50. 1849.
On a wall at Caleta de San Juan, San Juan, 66g; on a church wall, Sabana Grande, 961b.
10. **Gloeocapsa livida minor** Gardner, Mem. N. Y. Bot. Gard. **7**: 10, *pl. 2, f. 23*. 1927.
On limestone, Hato Arriba, Arecibo, 1397a, 1406a. Type locality, Arecibo.
11. **Gloeocapsa ovalis** Gardner, Mem. N. Y. Bot. Gard. **7**: 11, *pl. 2, f. 25*. 1927.
On limestone between Utuado and Adjuntas, 1640. Type locality, near Utuado.

11. **GLOEOTHECE** Naeg. Gatt. Einz. Alg. 57. 1849.

Type species, *Gloeothece linearis*.

1. Tegument lamellose 2.
1. Tegument homogeneous 4.
2. Colonies containing up to 8 cells 3.
2. Colonies containing up to 32 cells; tegument dark yellow; cells
4.5-5.5 μ diam., 1.5-2.5 times as long 9. *G. fuscolutea*.

3. Cells $3.6-4 \mu \times 7-7.5 \mu$; colonies of four, $16-18 \mu$ diam.; tegument hyaline. 7. *G. interspersa*.
3. Cells $3-5 \mu \times 8-10 \mu$; colonies of four, up to 30μ diam. 6. *G. palea aeruginosa*.
4. Cells less than 2μ diam. 5.
4. Cells 2μ or more diam. 7.
5. Tegument of individual cells dark violet, colonial tegument hyaline. 2. *G. endochromatica*.
5. Tegument homogeneous and hyaline throughout. 6.
6. Cells $0.8-1 \mu \times 2-3 \mu$; two to four cells in a colony. 1. *G. prototypa*.
6. Cells $1.2-1.5 \mu \times 3-4 \mu$; up to 32 cells in a colony. 3. *G. parvula*.
7. Cells 3μ or more in diam. 8.
7. Cells $2-2.5 \mu \times 3-4.5 \mu$, two to four in a colony; tegument opalescent. 4. *G. opalothecata*.
8. Tegument mucous, hyaline, cells $3-4 \mu \times 6-12 \mu$, few in a colony. 5. *G. palea*.
8. Tegument dark yellow; cells $4-4.5 \mu \times 9-15 \mu$; $16-32$ in a colony. 8. *G. rupestris*.

1. **Gloeothece prototypa** Gardner, Mem. N. Y. Bot. Gard. **7**: 14, pl. 3, f. 32. 1927.

On a water pipe near a stream, Maricao, 1147a; on limestone between Hatillo and Arecibo, 1377a, 1378a; on limestone at Hato Arriba, Arecibo, 1407b; on limestone between Arecibo and Utuado, 1481a. Type locality, near Arecibo.

2. **Gloeothece endochromatica** Gardner, N. Y. Bot. Gard. **7**: 13, pl. 3, f. 29. 1927.

On limestone between Arecibo and Utuado, 1465a. Type locality, near Arecibo.

3. **Gloeothece parvula** Gardner, Mem. N. Y. Bot. Gard. **7**: 14, pl. 3, f. 30. 1927.

In depressions in the limestone near Hato Arriba, Arecibo, 1410b. Type locality, near Arecibo.

4. **Gloeothece opalothecata** Gardner, Mem. N. Y. Bot. Gard. **7**: 14, pl. 3, f. 31. 1927.

On limestone near Hato Arriba, Arecibo, 1434. Type locality, near Arecibo.

5. **Gloeothece palea** (Kuetz.) De Toni, Syll. Alg. **5**: 62. 1907.

Gloeocapsa palea Kuetz. Tab. Phyc. **1**: pl. 20, f. 7. 1845.

On the walls of a bridge, Juan Martin, Fajardo, 713a; in depressions in the limestone, Hato Arriba, Arecibo, 1410a; on shaded rocks about seven kilometers east of Coamo, 1873.

6. **Gloeothece palea aeruginosa** (Kuetz.) Hansg. Prod. **2**: 135. 1893.

Gloeocapsa gelatinosa aeruginosa Kuetz. Tab. Phyc. **1**: pl. 20, f. VI, b. 1845.

On rocks between Utuado and Adjuntas, 1650b.

7. **Gloeothece interspersa** Gardner, Mem. N. Y. Bot. Gard. **7**: 13, pl. 3, f. 28. 1927.

On a wall by the Hotel Nava, Santurce, 54a. Type locality, Santurce.

8. **Gloeothece rupestris** (Lyngb.) Born.; Wittr. & Nord. Exsicc. no. 399. 1880.

Palmella rupestris Lyngb. Hydroph. Dan. 207. pl. 69, f. D.

On limestone at the Hacienda, Laguna Tortuguero, 866a; on a brick wall, Experiment Station, Mayaguez, 967; on limestone by the road between Arecibo and Utuado, 1469b, 1470; on damp rocks about ten kilometers north of Utuado, 1528a; on rocks between Utuado and Adjuntas, 1637a, 1650a; on rocks near Arroyo de los Corchos, 1697. Type locality, Norway.

9. **Gloeothece fuscolutea** Naeg. Gatt. Einz. Alg. 58. 1849.

On rocks near a stream, Maricao, 1129; on rocks about ten kilometers north of Utuado, 1566, 1568a; on the walls of Fort San Cristobal, San Juan, 1998c, 2003c. Type locality, Zürich.

12. **ENTOPHYSALIS** Kuetz. Phyc. Gen. 177. 1843.

Type species, *Entophysalis granulosa*.

1. Cells 2–2.5 μ diam., greenish aeruginous, forming a continuous stratum 50–100 μ thick. 1. *E. chlorophora*.
1. Cells 1.5–2.5 μ diam., aeruginous, forming microscopic cushions 60–100 μ thick; tegument opalescent to violet. 2. *E. Willei*.

1. **Entophysalis Willei** *nom. nov.*

Entophysalis violacea Gardner, Mem. N. Y. Bot. Gard. 7: 30, pl. 6, f. 56. 1927. Not *E. violacea* Collins; in Britton & Millspaugh, Bahama Flora, 619. 1920.

On rocks at Hato Arriba, Arecibo, 1433. Type locality, Arecibo.

2. **Entophysalis chlorophora** Gardner, Mem. N. Y. Bot. Gard. 7: 30, pl. 6, f. 55. 1927.

On pebbles in a stream of warm water by the Hot Spring, Coamo Springs, 381. Type locality, Coamo Springs.

13. **PLACOMA** Schousb.; Born. et Thur. Not. Algol. 1: 4. 1876.

Type species, *Placoma vesiculosa*.

1. **Placoma Willei** Gardner, Mem. N. Y. Bot. Gard. 7: 29, pl. 6, f. 54. 1927.

On rocks near Laguna Joyuda, Mayaguez, 1209; near Maricao, 1290c; on bark at Utuado, 1506c. Type locality, Maricao.

14. **ANACYSTIS** Menegh. Consp. Alg. Eug. 6. 1837.

Type species *Anacystis marginata*.

1. Tegument hyaline or opalescent. 2.
1. Tegument variously colored. 12.
 2. Resting spores rough or unknown. 3.
 2. Resting spores smooth. 5.
3. Resting spores tuberculate. 9. *A. amplivesiculata*.
3. Resting spores spinose. 4.
3. Resting spores unknown. 17.
 4. Spore wall beset with blunt spines. 1. *A. gigas*.
 4. Spore wall beset with densely crowded, sharp spines. 7. *A. magnifica*.
5. Color of spore wall hyaline. 7.
5. Color of spore wall not hyaline. 6.
 6. Color of spore wall purple. 2. *A. nigropurpurea*.
 6. Color of spore wall coral red. 13. *A. Willei*.
7. Color of colonial tegument opalescent. 4. *A. cylindracea*.
7. Color of colonial tegument hyaline. 8.
 8. Size of colonies 50 μ or more diam. 10.
 8. Size of colonies 50 μ or less diam. 9.

9. Cells 0.8–1.2 μ diam. 15. *A. minutissima*.
 9. Cells 2.8–3.4 μ diam. 16. *A. consociata*.
 10. Colonies very irregular in form. 14. *A. irregularis*.
 10. Colonies spherical to subspherical. 11.
 11. Cells radially arranged in the colonies; spores 5–6 μ diam. 17. *A. radiata*.
 11. Cells radially arranged in the colonies; spores 10–11 μ diam.
 18. *A. radiata major*.
 12. Spore wall hyaline. 5. *A. compacta*.
 12. Spore wall colored. 13.
 13. Tegument coral-red or pink. 15.
 13. Tegument not coral-red nor pink. 14.
 14. Tegument dark violet. 3. *A. nigroviolacea*.
 14. Tegument early hyaline, later becoming yellow to brown.
 8. *A. microsphaeria*.
 15. Spore wall coral-red. 12. *A. pulchra*.
 15. Spore wall hyaline. 16.
 16. Colonies 15–30 μ diam.; cells 2–2.4 μ diam. 10. *A. gloeocapsoides*.
 16. Colonies 25–40 μ diam.; cells 3.5–4.5 μ diam. 11. *A. nidulans*.
 17. Colonies 20–25 μ diam., spherical, containing up to 64 cells. 6. *A. distans*.
 17. Colonies irregular in shape and size, containing up to 1000 cells.
 19. *A. anomala*.

1. **Anacystis gigas** (W. and G. S. West) Gardner, Mem. N. Y. Bot. Gard. **7**: 15. 1927.

Gloeocapsa gigas W. and G. S. West, Jour. Linn. Soc. Bot. **30**: 276, pl. 16, f. 11–13. 1895.

In depressions in limestone rock between Hatillo and Arecibo, 1387b; on old wood at Hato Arriba, Arecibo, 1397b; on limestone between Arecibo and Utuado, 1476; on a wall in Fort San Cristobal, San Juan, 1991c, 1993, 2002, 2005d, 2008, 2014c, 2021. Type locality, Sharp's River, St. Vincent Island.

2. **Anacystis nigropurpurea** Gardner, Mem. N. Y. Bot. Gard. **7**: 18, pl. 3, f. 33. 1927.

On the wall of a church, Sabana Grande, 962b; on bark along the road to Monte Montoso, Maricao, 1087; on a water pipe, Maricao, 1155; in depressions in the limestone between Hatillo and Arecibo, 1387a; on limestone, Hato Arriba, Arecibo, 1397a, 1399c. Type locality, near Arecibo.

3. **Anacystis nigroviolacea** Gardner, Mem. N. Y. Bot. Gard. **7**: 19, pl. 3, f. 34. 1927.

On rocks about ten kilometers north of Utuado, 1553; on limestone at Hato Arriba, Arecibo, 1399d; on limestone between Arecibo and Utuado, 1476a; on rocks in Jayuya, 1770c. Type locality, near Utuado.

4. **Anacystis cylindracea** Gardner, Mem. N. Y. Bot. Gard. **7**: 19, pl. 3, f. 35. 1927.

On rocks between Utuado and Adjuntas, 1640a. Type locality, near Utuado.

5. **Anacystis compacta** Gardner, Mem. N. Y. Bot. Gard. **7**: 20, pl. 4, f. 36. 1927.

On the bark of a tree trunk, Caguas, 439. Type locality, Caguas.

6. **Anacystis distans** Gardner, Mem. N. Y. Bot. Gard. **7**: 21, pl. 4, f. 37. 1927.

In a ditch by a stream near Maricao, 1148b, 1155e; on limestone between Arecibo and Utuado, 1465a. Type locality, Maricao.

7. **Anacystis magnifica** Gardner, Mem. N. Y. Bot. Gard. **7**: 21, pl. 4, f. 38. 1927.

On a water pipe near a stream at Maricao, 1148c; on a wall in Fort San Cristobal, San Juan 2016a. Type locality, San Juan.

8. **Anacystis microsphaeria** Gardner, Mem. N. Y. Bot. Gard. **7**: 22, pl. 4, f. 39. 1927.

On a wall at Coamo Springs, 299a. Type locality, Coamo Springs.

9. **Anacystis amplivesiculata** Gardner, Mem. N. Y. Bot. Gard. **7**: 22, pl. 4, f. 40. 1927.

On a church wall at Sabana Grande, 962c; on bark by the road to Monte Montoso, Maricao, 1087a, 1088a. Type locality, near Maricao.

10. **Anacystis gloeocapsoides** Gardner, Mem. N. Y. Bot. Gard. **7**: 22, pl. 4, f. 41. 1927.

On rocks by Laguna Joyuda, Mayaguez, 1304. Type locality, Mayaguez.

11. **Anacystis nidulans** Gardner, Mem. N. Y. Bot. Gard. **7**: 23, pl. 4, f. 42. 1927.

On bark near Laguna Joyuda, Mayaguez, 1207a. Type locality, Mayaguez.

12. **Anacystis pulchra** Gardner, Mem. N. Y. Bot. Gard. **7**: 23, pl. 4, f. 43. 1927.

On the soil by the road towards Monte Montoso, Maricao, 1094. Type locality, near Maricao.

13. **Anacystis Willei** Gardner, Mem. N. Y. Bot. Gard. **7**: 24, pl. 5, f. 44. 1927.

On soil by the road to Monte Montoso, Maricao, 1094a; on stones near Laguna Joyuda, Mayaguez, 1209a, 1307a; on the rocks, Jayuya, 1770a; on rocks in a ravine, Coamo Springs, 1901d. Type locality, Mayaguez.

14. **Anacystis irregularis** Gardner, Mem. N. Y. Bot. Gard. **7**: 24, pl. 5, f. 45. 1927.

On the trunks of trees, Coamo Springs, 300; on stone west of Humacao, 572a, 577a; on rocks near Hacienda Catalina, Palmer, 791a; on serpentine rock, Mayaguez, 890; on lava rock near the road to Monte Montoso, Maricao, 1065d. Type locality, Coamo Springs.

15. **Anacystis minutissima** Gardner, Mem. N. Y. Bot. Gard. **7**: 25, pl. 5, f. 46. 1927.

On tree trunks, on a wall and in the overflow from a hot spring, Coamo Springs, 300d, 402b, 367c; on the wall of a bridge in Caguas, 462; on a brick wall near Juan Martin, Fajardo, 732a; in depressions in limestone between Cabo Rojo and San German, 1194a; on shaded rocks about seven kilometers east of Coamo, 1869e. Type locality near San German.

16. **Anacystis consociata** Gardner, Mem. N. Y. Bot. Gard. **7**: 25, pl. 5, f. 47. 1927.

On a wooden fence near Santurce, 2c; on a wall, Hotel Nava, Santurce, 56j; on a tree trunk and on rocks in a ravine, Coamo Springs, 300a, 1901c; on a tree trunk, Fajardo, 656; on a church wall, Sabana Grande, 961d; on a garden wall, Hotel Paris, Mayaguez, 981b; on the trunks of trees along the road near Monte Montoso, Maricao, 1062; on the soil, Hacienda Holm, Mayaguez, 1176b. Type locality, near Santurce.

17. **Anacystis radiata** Gardner, Mem. N. Y. Bot. Gard. **7**: 26, pl. 5, f. 48. 1927.

On a wall, Governor's Palace, San Juan, 58b; on old wood in the primeval forest, Hacienda Catalina, Palmer, 755; on rocks in a ravine, Coamo Springs, 1901a. Type locality, Coamo Springs.

18. **Anacystis radiata major** Gardner, Mem. N. Y. Bot. Gard. **7**: 26, pl. 5, f. 49. 1927.

On shaded rock about seven kilometers east of Coamo, 1869f, 1870x; Cayo Muertos, Britton, Cowell, and Brown, 5082a. Type locality, near Coamo.

19. **Anacystis anomala** Gardner, Mem. N. Y. Bot. Gard. **7**: 26, pl. 5, f. 50. 1927.

On a wall, San Martin, Fajardo, 732b. Type locality, Fajardo.

15. **ENDOSPORA** Gardner, Mem. N. Y. Bot. Gard. **7**: 26. 1927.

Type species, *Endospora rubra*.

- | | |
|---|-------------------------|
| 1. Colonies containing up to 64 cells..... | 2. |
| 1. Colonies containing fewer cells..... | 3. |
| 2. Cell walls pink or coral red..... | 1. <i>E. rubra</i> . |
| 2. Cell walls olive to dark drab..... | 5. <i>E. olivacea</i> . |
| 3. Colonies containing 2, rarely 4, cells, walls pink or brick red..... | 3. <i>E. bicocca</i> . |
| 3. Colonies containing more than 4 cells..... | 4. |
| 4. Cell walls yellow to honey colored..... | 2. <i>E. mellea</i> . |
| 4. Cell walls very dark, almost black..... | 4. <i>E. nigra</i> . |

1. **Endospora rubra** Gardner Mem. N. Y. Bot. Gard. **7**: 28, pl. 5, f. 51. 1927.

On old wood by the Hot Springs, Coamo Springs, 405; on old logs north of Mayaguez, 1000e; on stones near Laguna Joyuda, Mayaguez, 1209b, 1301a; on bark and on blocks of lava near Coamo Springs, 1912a, 1916a, 1923a; on limestone, Coamo Springs, Britton, 9033. Type locality, Coamo Springs.

2. **Endospora mellea** Gardner, Mem. N. Y. Bot. Gard. **7**: 28. 1927.

On rock about ten kilometers north of Utuado, 1533a; on rocks, Jayuya, 1770d; on limestone in Guanica, 1840a. Type locality, near Utuado.

3. **Endospora bicocca** Gardner, Mem. N. Y. Bot. Gard. **7**: 28, pl. 5, f. 52. 1927.

On logs and on the soil by the road to Monte Montoso, Maricao, 1071d, 1077e. Type locality, near Maricao.

4. **Endospora nigra** Gardner, Mem. N. Y. Bot. Gard. **7**: 29, pl. 5, f. 53. 1927.

On logs north of Sabana Grande, 925. Type locality, near Sabana Grande.

5. **Endospora olivacea** Gardner, Mem. N. Y. Bot. Gard. **7**: 29. 1927.

On a wall in Caguas, 462a. Type locality, Caguas.

16. **CYANOTHRIX** Gardner, Mem. N. Y. Bot. Gard. **7**: 30. 1927.

(non *Cyanothrix* Schmidle, 1897.)

Type species, *Cyanothrix primaria*.

- | | |
|---|-------------------------|
| 1. Filaments 9–11 μ diam.; cells 6–6.5 μ diam..... | 2. <i>C. Willei</i> . |
| 1. Filaments 18–22 μ diam.; cells 10–15 μ diam..... | 1. <i>C. primaria</i> . |

1. **Cyanothrix primaria** Gardner, Mem. N. Y. Bot. Gard. **7**: 31, pl. 6, f. 57. 1927.

In Laguna Tortuguero and on the shores, 830b, 849c. Type locality, Laguna Tortuguero.

2. **Cyanothrix Willei** Gardner, Mem. N. Y. Bot. Gard. **7**: 31, pl. 6, f. 58. 1927.
Among other algae in Laguna Tortuguero, 830e, 844e. Type locality, Laguna Tortuguero.

Order 2. **CHAMAESIPHONALES**

Family 2. **CHAMAESIPHONACEAE**

Characters same as the order.

1. Plants usually floating free.....19. *Gomphosphaeria*.
1. Plants usually attached.....2.
2. Plants more or less filamentous.....3.
2. Plants not forming true filaments.....4.
3. Filaments more or less cylindrical, unbranched.....20. *Chamaesiphon*.
3. Filaments much branched, forming a basal disk from which arise erect simple filaments.....18. *Radaisia*.
4. Cell division and gonidia formation both present.....17. *Xenococcus*.
4. Reproduction by gonidia only.....20a. *Dermocarpa*.
17. **XENOCOCCUS** Thur. Ann. Sci. Nat. Bot. VI, **1**: 373. 1875 (*nomen nudum*);
Born. et Thur. Not: Alg. **2**: 73, 1880 (description of type, *X. Schousboei*).
1. **Xenococcus Willei** Gardner, Mem. N. Y. Bot. Gard. **7**: 33, pl. 7, f. 60. 1927.
In a stream about five kilometers east of Coamo, 221e; on twigs in a stream near Maricao, 1260. Type locality, near Coamo.

18. **RADAIISIA** Sauv. Jour. de Bot. **9**: 373. 1895.

Type species, *Radaisia Gomontiana*.

1. Thallus less than 20 μ thick.....1. *R. epiphytica*.
1. Thallus more than 20 μ thick.....2.
2. Thallus 30-40 μ thick; cells in the erect filaments much shorter than wide.....2. *R. Willei*.
2. Thallus 40-50 μ . thick; cells in the erect filaments nearly isodiametric.....3. *R. confluens*.
1. **Radaisia epiphytica** Gardner, comb. nov.

Pleurocapsa epiphytica Gardner, Mem. N. Y. Bot. Gard. **7**: 31, pl. 6, f. 59. 1927.

In a pool about four kilometers north of Mayaguez, 1323b. Type locality, near Mayaguez.

2. **Radaisia Willei** Gardner, Mem. N. Y. Bot. Gard. **7**: 32. 1927.

On stones in a brook west of Humacao, 593. Type locality, near Humacao.

3. **Radaisia confluens** Gardner, Mem. N. Y. Bot. Gard. **7**: 32. 1927.

In a brook near San Lorenzo, 498; on stones in the Rio Grande, near Sabana Grande, 915, in a spring in the woods near Maricao, 1076; in a stream near the "Campo," Maricao, 1233. Type locality, near Maricao.

19. **GOMPHOSPHAERIA** Kuetz. Alg. Dec. XVI, no. 151.

Type species, *Gomphosphaeria aponina*.

1. **Gomphosphaeria aponina** Kuetz. Tab. Phyc. **1**: pl. 31, f. III, 1847.

In Laguna Tortuguero, 831. Type locality, Abano.

20. **CHAMAESIPHON** A. Braun et Grunow; Rabenhorst, Fl. Eur. Alg. 2: 148. 1865.

Type species, *Chamaesiphon confervicola*.

1. Filaments cylindrical, 6-8 μ long, 2.3-2.5 μ diam. 1. *C. portoricensis*.
 1. Filaments cylindrical, somewhat curved, 50-70 μ long, 5.8-7.2 μ diam. 2. *C. Willei*.

1. **Chamaesiphon portoricensis** Gardner, Mem. N. Y. Bot. Gard. 7: 33, pl. 7, f. 61. 1927.

In a ditch by the Hot Springs, Coamo Springs, 396; in a pool about four kilometers north of Mayaguez, 1323x. Type locality, Coamo Springs.

2. **Chamaesiphon Willei** Gardner, Mem. N. Y. Bot. Gard. 7: 34, pl. 7, f. 62. 1927.

In a water reservoir, Río Piedras, 105a, 119b. Type locality, Río Piedras.

- 20a. **DERMOCARPA** Crouan, Ann. Sci. Nat. Bot. IV, 9: 70. 1858.

Type species *D. violacea*.

1. **Dermocarpa prasina** (Reinsch) Born. & Thur. Notes Alg. 75, pl. 26, f. 6-9. 1880.

Lt. Princess, St. Croix, Boergesen. 15x. The material is immature. Type locality, Europe.

Order 3. **HORMOGONALES**

1. Cells practically uniform in character, not differentiated. Suborder 1. HOMOCYSTINEAE.
 1. Cells differentiated, some modified into heterocysts and others into hair cells. Suborder 2. HETEROCYSTINEAE.

Suborder 1. **HOMOCYSTINEAE**

Family 3. **OSCILLATORIACEAE**

1. Trichomes destitute of a sheath. 2.
 1. Trichomes provided with a sheath. 3.
 2. Trichomes straight, arcuate, or irregularly twisted. . . 1. OSCILLATORIEAE.
 2. Trichomes twisted into a regular spiral. 2. SPIRULINEAE.
 3. Trichomes single within the sheath. 3. LYNGBYEAEE.
 3. Trichomes two to many rarely single within a common sheath. 4. SCHIZOTRICHEAE.

Subfamily 1. **OSCILLATORIEAE**

21. **OSCILLATORIA** Gom. Jour. de Bot. 5: 273. 1891. *Oscillatoria* Vauch. Hist. Conferv. 165. 1803 (*lim. mut.*)

Type species, *Oscillatoria princeps* Vauch.

1. Plants marine. 33.
 1. Plants fresh water. 2.
 2. Trichomes 10 μ or more diam.; cells relatively very short. 3.
 2. Trichomes 10 μ or less diam.; cells usually longer. 11.
 3. Trichomes up to 60 μ diam. 4.
 3. Trichomes not over 25 μ diam. 5.
 4. Trichomes slightly attenuated and uncinatate, subcapitate, aeruginous. 1. *O. princeps*.
 4. Trichomes slightly attenuated and uncinatate, subcapitate, purple. 2. *O. princeps purpurea*.
 5. Trichomes decidedly uncinatate, capitate. 6. *O. proboscidea*.

5. Trichomes straight.....6.
 6. Trichomes torulose.....7.
 6. Trichomes non torulose.....9.
 7. Trichomes bright olive green, 7–11 μ diam., attenuated and capitate.
 8. *O. nigroviridis*.
 7. Trichomes aeruginous or brownish.....8.
 8. Trichomes straight, slightly attenuated, capitate, 10–14 μ diam.....4. *O. sancta caldariorum*.
 8. Trichomes straight, slightly attenuated, capitate, 15–20 μ diam.....5. *O. sancta acquinotialis*.
 9. Trichomes with numerous refringent cells, 9–10 μ diam.....9. *O. refringens*.
 9. Trichomes without refringent cells.....10.
 10. Trichomes 11–20 μ diam., not attenuated nor capitate.....5. *O. limosa*.
 10. Trichomes 23–25 μ diam., end wall slightly thickened.....7. *O. obtusa*.
 11. Trichomes more or less definitely attenuated.....12.
 11. Trichomes not attenuated.....21.
 12. Trichomes capitate.....24. *O. amoena*
 12. Trichomes non capitate.....13.
 13. Cells quadrate or shorter than the diameter.....15.
 13. Cells quadrate or longer than the diameter.....14.
 14. Trichomes 2.2–2.4 μ diam., with acuminate and uncinat apices; cells 4–5 μ long.....32. *O. Earlei*.
 14. Trichomes 2.3–2.5 μ diam., mostly with acute and straight apices; cells up to 11 μ long.....33. *O. claricentrosa*.
 14. Trichomes 3–5 μ diam., with decidedly acuminate and uncinat apices, cells 5.5–8 μ long.....27. *O. acuminata*.
 15. Cell contents yellowish green; cells 3–5 μ diam.....26. *O. laetevirens*.
 15. Cell contents aeruginous.....16.
 16. Trichomes 4 μ or less diam.....17.
 16. Trichomes 4 μ or more diam.....18.
 17. Trichomes 2.5 μ diam., much contorted.....25. *O. tortuosa*.
 17. Trichomes 3–4 μ diam., straight or arcuate.....28. *O. animalis*.
 18. Trichomes 6 μ or more diam.; cells quadrate, apices blunt.....19.
 18. Trichomes 6 μ or less.....20.
 19. Trichomes 6.4–7.2 μ diam.....31. *O. chalybea insularis*.
 19. Trichomes 8–13 μ diam.....31a. *O. chalybea genuina*.
 20. Trichomes not constricted, with refringent cells.....29. *O. brevis*.
 20. Trichomes constricted, refringent cells absent.....30. *O. formosa*.
 21. Trichomes constricted at the cross walls.....22.
 21. Trichomes not constricted at the cross walls.....23.
 22. Trichomes 2.3–4 μ diam., much constricted.....16. *O. geminata*.
 22. Trichomes 4–6 μ diam., slightly constricted.....12. *O. tenuis natans*.
 22. Trichomes 6–10 μ diam., slightly constricted.....13. *O. tenuis tergestina*.
 23. Cell contents aeruginous.....27.
 23. Cell contents not aeruginous.....24.
 24. Cell contents purplish blue, cells 6–11 μ diam.....10. *O. irrigua*.
 24. Cell contents not purplish.....25.
 25. Trichomes 8–9 μ diam.; cell contents yellowish green.....11. *O. simplicissima*.
 25. Trichomes less than 8 μ diam.....26.
 26. Apical cell blunt; cells 3.5–4 μ diam., 3.7–8 μ long.....17. *O. chlorina*.
 26. Apical cell conical; cells 3.4–3.6 μ diam., quadrate or less.
 18. *O. chlorina conica*.
 27. Trichomes not constricted, 6.8–7.8 μ diam.....14. *O. tenuis levis*.
 27. Trichomes less than 6 μ diam.....28.
 28. Trichomes 0.6 μ diam., cell walls indistinct.....19. *O. angustissima*.
 28. Trichomes 2 μ or more diam.....29.
 29. Granules collected at the cross walls.....30.
 29. Granules not collected at the cross walls.....31.
 30. Usually a pair of granules at the cross wall.....15. *O. amphibia*.
 30. Granules numerous at the cross wall.....23. *O. granulata*.
 31. Cell walls very conspicuous and thick.....32.

31. Cell walls thin; trichomes 2.4–2.6 μ diam. 22. *O. Willei*.
 32. Trichomes straight or arcuate, 2.8–3.2 μ diam. 20. *O. articulata*.
 32. Trichomes circinate 21. *O. articulata circinata*.
 33. Trichomes torulose 34.
 33. Trichomes non-torulose 36.
 34. Trichomes less than 5 μ diam. 34. *O. salinarum*.
 34. Trichomes over 5 μ diam. 35.
 35. Trichomes 6–10 μ diam. 35. *O. Corallinae*.
 35. Trichomes 17–29 μ diam. 36. *O. margaritifera*.
 35. Trichomes 18–36 μ diam. 39. *O. Bonnemaisonia*.
 36. Trichomes capitate, 5.8–6.4 μ diam. 37. *O. maricola*.
 36. Trichomes not capitate, 12–13 μ diam. 38. *O. additicia*.

1. **Oscillatoria princeps** Vauch. Hist. Conferv. 190. *pl. 15, f. 2.* 1803.

In a brook near Rio Piedras, 82; in a stream about five kilometers east of Coamo, 227; in the Coamo River near Coamo Springs, 356; in the mud, Turabo River, Caguas, 486; in the mud by a stream, Fajardo, 676; in a ditch on the way to the "Playa," Fajardo, 696; in Laguna Tortuguero, 831c; in a pool of water, four kilometers from Mayaguez, 1311; on *Nitella* in a drain at Ponce, 1814; on old wood and bark by Laguna Joyuda, Mayaguez, 1299; on limestone, Arecibo, 1373. Type locality, Creven, near Geneva, Switzerland.

2. **Oscillatoria princeps** forma **purpurea** Collins, Proc. Amer. Acad. Arts and Sci. 37: 239. 1901.

Collected by Dr. W. C. Earle in Porto Rico, locality not designated. Type locality, Jamaica.

3. **Oscillatoria sancta aequinoctialis** Gom. Ann. Sci. Nat. Bot. VII, 16: 210. 1892.

On an old cemetery wall, San Juan, 130c; on earth at Humacao, 622; on the way to the "Playa," Fajardo, 701, on moist rocks and in ditches by the road side twelve kilometers north of Utuado, 1514b, 1519, 1520; in ditches near Ponce, 1670; in a pool at Laguna Guanica, 1818.

4. **Oscillatoria sancta caldariorum** Lagerh. Bot. Notis. 49. 1886.

Collected by Dr. W. C. Earle in Porto Rico, locality not designated. Type locality, Stockholm.

5. **Oscillatoria limosa** (Roth) Ag. Disp. Alg. Suec. 35. 1912.

Conferva limosa Roth, Cat. Bot. 3: 197. 1806.

Among water plants in Turabo River, Caguas, 487a; in Laguna Tortuguero, 822. Type locality, Sweden.

6. **Oscillatoria proboscidea** Gom. Ann. Sci. Nat. Bot. VII, 16: 209, *pl. 6, f. 10, 11.* 1892.

In a stream at Rio Piedras, 82b. Type locality, in the vicinity of the Cameroon Mountains, Africa.

7. **Oscillatoria obtusa** Gardner, Mem. N. Y. Bot. Gard. 7: 38, *pl. 8, f. 73.* 1927.

In slime by the Turabo River, Caguas, 486c; in a ditch by the road to the Playa, Fajardo, 696e; in a pool at Borinquen Park, Santurce, 807. Type locality, Santurce.

8. **Oscillatoria nigroviridis** Thwaites; Harvey, Phyc. Brit. *pl. 251A.* 1849.

In a ditch near the road to the Playa, Fajardo, 696a. Type locality, Shirehampton near Bristol.

9. **Oscillatoria refringens** Gardner, Mem. N. Y. Bot. Gard. **7**: 38, pl. 8, f. 74. 1927.

Among water plants and in slime along the Turabo River, Caguas, 478, 486b; upon water plants, Jayuda, 1756. Type locality, Caguas.

10. **Oscillatoria irrigua** (Kuetz.) Gom. Ann. Sci. Nat. Bot. VII, **16**: 218, pl. 6, f. 22, 23. 1892.

Oscillaria irrigua Kuetz. Phyc. Gen. 189. 1843.

In a pool near the Park, Santurce, 44a, 47, 51a; in the Turabo River, Caguas, 482. Type locality, Berne, Switzerland.

11. **Oscillatoria simplicissima** Gom. Ann. Sci. Nat. Bot. VII, **16**: 219, pl. 7, f. 1. 1892.

In a stream at Fajardo, 671, in a pool at Laguna Guanica, 1821b. Type locality, near Salzburg, Austria.

12. **Oscillatoria tenuis natans** (Kuetz.) Gom. Ann. Sci. Nat. Bot. VII, **16**: 221, pl. 7. 1892.

Oscillatoria natans Kuetz. Alg. Dec. IV, no. 34.

In a brook near Rio Piedras, 82; in a reservoir near the Experiment Station, Rio Piedras, 192; in a pool at Borinquen Park, Santurce, 808; in a pool between Hatillo and Arecibo, 1347a; in a pool at Laguna Guanica, 1817b. Type locality, "bei Weissenfels," Germany.

13. **Oscillatoria tenuis tergestina** (Kuetz.) Rab. Fl. Eur. Alg. **2**: 102. 1865.

Oscillatoria tergestina Kuetz. Alg. Dec. XIII, no. 123.

In a water reservoir west of the Experiment Station, Rio Piedras, 188, 1924, 1937, 1938, 1944, 1948, 1950; on rocks on the road north of Maricao, 1264. Type locality, Trieste.

14. **Oscillatoria tenuis levis** Gardner, Mem. N. Y. Bot. Gard. **7**: 35, pl. 7, f. 66. 1927.

Among other algae in the Turabo River near Caguas, 486a; in a ditch along the road to the Playa, Fajardo, 696b. In a reservoir west of the Experiment Station, Rio Piedras, 1960. Type locality, near Caguas.

15. **Oscillatoria amphibia** Ag. Flora **10**: 632. 1827.

In a pool near the Park, Santurce, 51e. Type locality, Carlsbad.

16. **Oscillatoria geminata** (Menegh.) Gom. Ann. Sci. Nat. Bot. VII, **16**: 222, pl. 7, f. 6. 1892.

Oscillaria geminata Menegh. Conspectus Alg. Eug. 9. 1837.

Among water plants in a reservoir west of the Experiment Station, Rio Piedras, 154b. Type locality, Abano, Italy.

17. **Oscillatoria chlorina** (Kuetz.) Gom. Ann. Sci. Nat. Bot. VII, **16**: 223. 1892.

Oscillaria chlorina Kuetz. Phyc. Gen. 185. 1843.

In slime by the Turabo River, Caguas, 486a; in a stream near Maricao, 1126. Type locality, "Bennstädt im Halle'schen."

18. **Oscillatoria chlorina conica** Gardner, Mem. N. Y. Bot. Gard. **7**: 36, pl. 7, 69. 1927.

Near Manati, Porto Rico, collected by Dr. W. C. Earle.

19. *Oscillatoria angustissima* W. and G. S. West, Jour. Bot. **35**: 300. 1897.
On the ground by a warm stream from the Hot Springs, Coamo Springs, 385b. Type locality, Pedro, Africa.
20. *Oscillatoria articulata* Gardner, Mem. N. Y. Bot. Gard. **7**: 34, pl. 7, f. 64. 1927.
In a pool about four kilometers north of Mayaguez, 1312a, 1315, 1327b, 1329; on damp rocks about twelve kilometers north of Utuado, 1514b; in a pool near Laguna Guanica, 1822. Type locality, near Laguna Guanica.
21. *Oscillatoria articulata circinata* Gardner, Mem. N. Y. Bot. Gard. **7**: 35, pl. 7, f. 65. 1927.
In a pool about four kilometers north of Mayaguez, 1329y. Type locality, near Mayaguez.
22. *Oscillatoria Willei* Gardner, Mem. N. Y. Bot. Gard. **7**: 36, pl. 7, f. 67. 1927.
Among water plants in a reservoir west of the Experiment Station, Rio Piedras, 169, 192a; in a waterfall in a stream of warm water, Coamo Springs, 369; in a warm water rivulet, Coamo Springs, 391a. Type locality, near Rio Piedras.
23. *Oscillatoria granulata* Gardner, Mem. N. Y. Bot. Gard. **7**: 37, pl. 8, f. 71. 1927.
In a pool at the Park, Santurce, 51b. Type locality, Santurce.
24. *Oscillatoria amoena* (Kuetz.) Gom. Ann. Sci. Nat. Bot. VII, **16**: 225, pl. 7, f. 9. 1892.
In Laguna Tortuguero, 830d. Type locality, Italy.
25. *Oscillatoria tortuosa* Gardner, Mem. N. Y. Bot. Gard. **7**: 34, pl. 7, f. 63. 1927.
On a water pipe near a stream, Maricao, 1147a. Type locality, Maricao.
26. *Oscillatoria laete-virens* (Crouan) Gom. Ann. Sci. Nat. Bot. VII, **16**: 226, pl. 7, f. 11. 1892.
Oscillatoria laete-virens Crouan, Bull. Soc. Bot. France, **7**: 371. 1860 (*nomen nudum*).
On the ground by a warm stream from the Hot Spring, Coamo Springs, 385a. Type locality, "Penfeld," Finistère, France.
27. *Oscillatoria acuminata* Gom. Ann. Sci. Nat. Bot. VII, **16**: 227, pl. 7, f. 12. 1892.
On a wall in an old cemetery, San Juan, 130f; in a pool, Laguna Grande, 1821c; in a salt water ditch, Salinas Bay, near Guanica, Howe, 2669c. Type locality, Italy.
28. *Oscillatoria animalis* Ag. Flora, **10**: 632. 1827.
In a stream about five kilometers east of Coamo, 235c. Type locality, Carlsbad.
29. *Oscillatoria brevis* (Kuetz.) Gom. Ann. Sci. Nat. Bot. VII, **16**: 229, pl. 7, f. 14, 15. 1892.
Oscillaria brevis Kuetz. Phyc. Gen. 186. 1843.
On moist rocks about ten kilometers north of Utuado, 1526a; on roots of *Rhizophora*, at Santurce, San Juan, Howe, 1864. Type locality, "Halle."

30. **Oscillatoria formosa** Bory, Dict. **12**: 474. 1827.

On mud, Mayaguez, 894a. Type locality, Liège.

31. **Oscillatoria chalybea insularis** Gardner, Mem. N. Y. Bot. Gard. **7**: 36, pl. 7, f. 68. 1927.

In the vicinity of Manati, Porto Rico, collected by Dr. W. C. Earle. Type locality, near Manati.

- 31a. **Oscillatoria chalybea genuina** Gom. Ann. Sci. Nat. Bot. VII, **16**: 233. 1892.

North slope of Luquillo Mts., Heller, 811. Type locality, southern Germany, near Jever.

32. **Oscillatoria Earlei** Gardner, Mem. N. Y. Bot. Gard. **7**: 36, pl. 8, f. 70. 1927.

In the vicinity of Manati, Porto Rico, collected by Dr. W. C. Earle. Type locality, near Manati.

33. **Oscillatoria claricentrosa** Gardner, Mem. N. Y. Bot. Gard. **7**: 37, pl. 8, f. 72. 1927.

In a ditch by the road to the Playa, Fajardo, 697. Type locality, Fajardo.

34. **Oscillatoria salinarum** Collins, in Collins, Holden, & Setchell, Phyc. Bor. Amer. (Exsicc.), no. 1160.

Growing in salt water, Salinas Bay, near Guanica, the type locality, Howe, 2669.

35. **Oscillatoria Corallinae** (Kuetz.) Gom. Jour. de Bot. **4**: 356. 1890. (pro parte).

Leibleinia Corallinae Kuetzing, Sp. Alg. 276. 1849.

At Catano, San Juan Harbor, Howe 2262; mouth of Guanica Harbor, Howe, 6992a. Type locality on the coast of northern France.

36. **Oscillatoria margaritifera** (Kuetz.) Gom. Ann. Sci. Nat. Bot. VII, **16**: 216. 1892.

Oscillaria margaritifera Kuetz. Tab. Phyc. **1**: 33, pl. 43, f. X. 1847.

At the mouth of Guanica Harbor, Howe, 6992. Type locality, Calvados.

37. **Oscillatoria maricola** sp. nov. PLATE 1, fig. 3.

Filaments forming dense lubricous masses, more or less tortuous at the base, very straight in the upper parts on the margin of the mass, not constricted, not attenuated at the apices or only the apical cell in some cases a little narrower; cells 5.8–6.4 μ diam., quadrate to slightly longer than broad, contents pale aeruginous, homogeneous, cell walls thin but conspicuous, apical cell wall decidedly thickened. Growing in the lower littoral and upper sublittoral belts. On rocks.

Muertos Island (Caja de Muertos), Howe, 7479; on stones east of the mouth of Guanica Harbor, Howe, 7311; dredged in 15 meters of water off the mouth of Guanica Harbor, Howe, 7446; near low water mark, Culebra Island, Howe 4366, Mar. 7, 1906. All collections except 4366 made in July, 1915. Number 7479 represents the type.

In structure, this species resembles very closely *O. irrigua* Kuetz., a fresh water species from Switzerland. It differs from that species in habit and in habitat, in color, and in the length and breadth of cells.

38. **Oscillatoria additicia** sp. nov. PLATE 1, fig. 2.

Trichomes relatively short, straight, and comparatively rigid, 12–13 μ diam., not constricted; cells pale aeruginous, contents homogeneous, one half to one

third as long as broad, 1-3 apical cells slightly narrowed, apical wall decidedly thickened.

Growing in small masses attached to *Amphiroa Tribulus*, in the littoral belt, Salinas Cove, near Guanica Harbor, June 27, 1915, *Howe, 7209*. Type and only known collection.

The material upon which this species is based is very sparse and is mostly in the hormogonial stage. There are, however, a few typical apices. The trichomes resemble very much those of *Hydrocoleum lynchbyaceum* but there is no sign of any sheath having been present and the apices are not quite typical. A study of more and better material will be required definitely to establish the validity of the species.

39. **Oscillatoria Bonnemaisonii** Crouan; Desmazières, Pl. Crypt. de France, 2 Sér., no. 537. 1858.

Krause's Lagoon, St. Croix Island, *Boergesen, 1485*. Type locality, coast of France.

Subfamily 2. **SPIRULINEAE.**

1. Dissepiments distinct, spiral always loose, filaments of relatively large size.....22. *Arthrospira*.

1. Dissepiments very obscure, spiral loose or tight, filaments relatively small.....22a. *Spirulina*.

As I pointed out in 1917 (Univ. California Publ. Bot. 6: 377), there is no fundamental difference between these two genera. Setchell and Gardner (Univ. California Publ. Bot. 8: 53-57. 1919) retained both genera for historical reasons and as a matter of convenience, rather than because of morphological differences. They are treated likewise here. They might be treated as sections of *Spirulina*, the older name, but that again would be merely a matter of convenience. There is no objection to calling them all *Spirulina*.

22. **ARTHROSPIRA** Stizenberger, Hedwigia 1: 32. 1852.

Type species, *Arthrospira Jenneri*.

Arthrospira laxissima Setchell, Dept. Mar. Biol. Carnegie Inst. Wash. 20: 183. 1924.

West of the mouth of Guanica Harbor, *Howe, 7280*. Type locality on the reef at Laulii, Tutuila.

This species of Myxophyceae is certainly a "borderline" species, connecting the genera *Arthrospira* and *Oscillatoria*. Its relatively large size in both length and breadth is more characteristic of *Oscillatoria* than of *Arthrospira*. The looseness of the spiral is near the limit for that character. Both the type material and this have the character of doubling back and the two ends entwining around each other, forming a very regular double spiral in many of the individuals. The species is closely related to *Arthrospira breviarticulata* Setchell & Gardner. Many of the apices are decidedly attenuated for 2-4 cells.

22a. **SPIRULINA** Turp. (emend. Gardner); Turp. Dict. d'Hist. Nat. de Levraut, 50: 309. 1827. Gardner, Univ. Calif. Publ. Bot. 6: 379. 1917.

Type species, *Spirulina oscillarioides*.

- 1. Trichomes regularly coiled; coils contiguous for the most part.....2.
- 1. Trichomes regularly coiled; coils not contiguous.....3.
 - 2. Coil 2-2.7 μ diam.; trichome 1 μ diam.....1. *S. labyrinthiformis*.
 - 2. Coil 3-5 μ diam.; trichomes 1 μ diam.; coils regular.
 - 2. *S. subsalsa oceanica*.
 - 4. *S. subsalsa genuina*.
- 3. Coil 1.2-1.6 μ diam.; trichome 0.5-0.7 μ diam.....5. *S. socialis*.
- 3. Coil 2.5-4 μ diam.; trichome 1.2-1.7 μ diam.....3. *S. major*.

1. **Spirulina labyrinthiformis** (Menegh.) Gom. Ann. Sci. Nat. Bot. VII, 16: 255. 1892.

Oscillaria labyrinthiformis Menegh. Consp. Alg. Eug. 9. 1837.

In a pool about four kilometers south of Mayaguez, 1329; in a salt water ditch, Salinas Bay, near Guanica, Howe, 2669a. Type locality, Abano, Italy.

2. **Spirulina subsalsa oceanica** (Crouan) Gom. Ann. Sci. Nat. Bot. VII, 16: 274. 1892.

Oscillatoria oceanica Crouan, Alg. Mar. Fin., no. 324 (partim).

On logs by the wayside, Santurce, 4. Type locality, Brest, France.

3. **Spirulina major** Kuetz. Phyc. Gen. 183. 1843.

In a ditch on the way to the Playa, Fajardo, 696c; in a pool about four kilometers south of Mayaguez, 1317b; in a pool by a stream of five kilometers north of Utuado, 1586b. Type locality, uncertain.

4. **Spirulina subsalsa genuina** Gom. Ann. Sci. Nat. Bot. VII, 16: 254. 1892.
Culebra Island, in the lower littoral belt, Howe, 4305a. Type locality, coast of France.

A few filaments of this species of *Spirulina* were observed among the filaments of *Lyngbya majuscula*.

5. **Spirulina socialis** sp. nov. PLATE 1, fig. 1.

Trichomes very regularly and evenly coiled, 0.5–0.7 μ diam., forming coils 1.2–1.6 μ diam., and 1.2–1.5 μ between the coils; cell-walls inconspicuous, contents pale aeruginous.

Growing among the filaments of *Phormidium epiphyticum* Gardner, usually extending lengthwise of the filaments of the host, *Lyngbya aestuarii*.

Santurce, San Juan, May 27, 1903. Howe 2162a, the type and only known collection.

Morphologically, this species of *Spirulina* is very nearly like *S. subtilissima* Kuetz., the type material of which came from Abano, Italy, taken in fresh thermal water. It is smaller in all measurements and has a very distinct habit and habitat, deserving of specific rank.

Subfamily 3. LYNGBYEAЕ.

1. Filaments branched 2.
1. Filaments not branched 3.
 2. Filaments minute, not coalescing into acute fascicles, branching freely 26. *Plactonema*.
 2. Filaments larger, usually coalescing into acute fascicles, branching sparse 27. *Symploca*.
3. Sheath thin to thick, homogeneous or lamellose, hyaline or sometimes yellowish 4.
3. Sheath thick and lamellose, reddish or purplish 24. *Porphyrosiphon*.
 4. Filaments always distinct; trichomes with few exceptions large and with short cells, never uncinata 23. *Lyngbya*.
 4. Filaments more or less confluent by their gelatinous sheaths; trichomes usually small with relatively longer cells, many attenuate, uncinata and capitate 25. *Phormidium*.

23. LYNGBYA Ag. Syst. Alg. xxv. 1824.

Type species *Lyngbya confervoides*.

1. Species inhabiting fresh water 2.
1. Species inhabiting salt or brackish water 17.
 2. Sheath always hyaline 5.
 2. Sheath hyaline in part or colored 3.

- 3. Sheath hyaline, changing to salmon-pink 11. *L. splendens*.
- 3. Sheath hyaline, changing to yellowish or brownish 4.
 - 4. Filaments 7-8.5 μ diam.; trichomes 5.6-7.2 μ diam. 5. *L. ocreata*.
 - 4. Filaments 16-20 μ diam.; trichomes 11-13 μ diam. 10. *L. scytonematoides*.
- 5. Cell contents purplish violet 13. *L. magnifica*.
- 5. Cell contents various shades of blue-green 6.
 - 6. End wall of apical cell perceptibly thickened 7.
 - 6. End wall not thickened 10.
- 7. Trichomes 17-20 μ diam.; cell contents decidedly granular. 12. *L. intermedia*.
- 7. Trichomes less than 17 μ diam. 8.
 - 8. Trichomes 8-11 μ diam.; cells 2-4 μ long 6. *L. nigra*.
 - 8. Trichomes less than 8 μ diam. 9.
- 9. Filaments 7.2-8 μ diam.; trichomes 4.8-5 μ diam. 9. *L. Martensiana minor*.
- 9. Filaments 4-5 μ diam.; trichomes 3-4 μ diam. 4. *L. aeruginosa-caerulea*.
 - 10. Trichomes usually 20-40 μ diam.; cell contents granular, variable in color 14. *L. majuscula*.
 - 10. Trichomes less than 16 μ diam. 11.
- 11. Granules collected at the cross walls 12.
- 11. Granules not collected at the cross walls 13.
 - 12. Trichomes 11-13 μ diam.; cells 2.5-4 μ long 7. *L. Hieronymusii*.
 - 12. Trichomes 2-3 μ diam.; cells 1.2-3 μ long 15. *L. Lagerheimii*.
- 13. Sheath thick and rough on the surface; trichomes 6-10 μ diam.; cells 1.7-3 μ long 8. *L. Martensiana*.
- 13. Sheath thinner and smooth 14.
 - 14. Filaments epiphytic, prostrate, becoming erect at one or both ends 16. *L. epiphytica aquaeduleis*.
 - 14. Filaments epiphytic, attached by the end cell and erect 15.
- 15. Filaments 3.5-4 μ diam.; trichomes 1.4-1.6 μ diam. 3. *L. erecta*.
- 15. Filaments 3 μ or less diam. 16.
 - 16. Filaments 2-3 μ diam. 1. *L. Kuetzingii*.
 - 16. Filaments 1.2-1.3 μ diam. 2. *L. Kuetzingii minor*.
- 17. Apical cell wider than the others 17. *L. Baculum aeruginosa*.
- 17. Apical cell equal to or narrower than the others 18.
 - 18. Apical cell calyptrate or capitate 19.
 - 18. Apical cell neither calyptrate nor capitate 20.
- 19. Trichomes 2.5-4 μ diam. 18. *L. lutea*.
- 19. Trichomes 5-12 μ diam., sheath always hyaline 25. *L. semiplena*.
- 19. Trichomes 8-28 μ diam., sheath often colored 19. *L. aestuarii* var.
 - 20. Trichomes torulose 20. *L. sordida*.
 - 20. Trichomes non-torulose 21.
- 21. Trichomes 16-60 μ diam., granules scattered through the protoplast 22.
- 21. Trichomes 9-25 μ diam., granules crowded at the cross walls 23.
 - 22. Trichomes 1-1.5 μ diam., epiphytic 24. *L. epiphytica*.
 - 22. Protoplast aeruginous 14. *L. majuscula*.
 - 22. Protoplast reddish-violet colored 21. *L. majuscula violacea*.
- 23. Protoplast aeruginous 22. *L. confervoides*.
- 23. Protoplast violet colored 23. *L. confervoides violacea*.

1. **Lyngbya Kuetzingii** (*Kuetzingii* in the original) Schmidle, Allg. Bot. Zeitsch. **3**: 58. 1897.

In a pool about four kilometers north of Mayaguez, 1323; on roots of water plants in Arroyo de los Corchos, 1696a. Type locality, Luganu, New Guinea.

2. **Lyngbya Kuetzingii minor** Gardner, Mem. N. Y. Bot. Gard. **7**: 39, pl. 8, f. 76. 1927.

In a pool about four kilometers north of Mayaguez, 1323a. Type locality, near Mayaguez.

3. **Lyngbya erecta** Gardner, Mem. N. Y. Bot. Gard. **7**: 38, pl. 8, f. 75. 1927.

On stones in a brook in the vicinity of San Lorenzo, 501a. Type locality, near San Lorenzo.

4. **Lyngbya aerugineo-caerulea** (Kuetz.) Gom. Ann. Sci. Nat. Bot. VII, **16**: 146, pl. 4, f. 1-3. 1892.

Oscillaria aerugineo-caerulea Kuetz. Phyc. Gen. 185. 1843.

On damp soil by a pool near the Park, Santurce, 52b; on earth by the bridge, Caguas, 452, 455a, b, 457, 458; in a stream west of Humacao, 579; in a drain south of Mayaguez, 1014. Type locality not designated in the original; from authentic material in the herbarium of Lenormand (*vide* Gomont, *loc. cit.*).

5. **Lyngbya ocreata** Gardner, Mem. N. Y. Bot. Gard. **7**: 39, pl. 8, f. 77. 1927.

On damp earth by the Playa, Fajardo, 710c, 711. Type locality, Fajardo.

6. **Lyngbya nigra** Ag. Syst. Alg. 312. 1824.

On a wall in an old cemetery, San Juan, 130c; on the earth east of Humacao, 622a. Type locality, Sweden.

7. **Lyngbya Hieronymusii** Lemm. Forsch. Biolog. Stat. zu Plön, **12**: 146, pl. 4, f. 12, 13. 1895.

In a pool about four kilometers north of Mayaguez, 1312, 1316, 1317, 1324a; in a pool between Hatillo and Arecibo, 1357; in a pool near Laguna Guanica, 1816; in a stream about five kilometers east of Coamo, 1871, 1885b. Type locality, Brandenburg.

8. **Lyngbya Martensiana** Menegh. Consp. Alg. Eugean. 12. 1837. Authentic specimen in the Herbarium Thuret.

In the reservoir west of the Experiment Station, Rio Piedras, 200a, 204a; in a stream about five kilometers east of Coamo, 243; in a pool about four kilometers north of Mayaguez, 1011, 1310b, 1312c, 1318b, 1324; in a pool between Hatillo and Arecibo, 1347, 1360; on the earth, Arroyo de los Corchos, 1691c. Type locality, Eugeanean springs.

9. **Lyngbya Martensiana minor** Gardner, Mem. N. Y. Bot. Gard. **7**: 41, pl. 8, f. 80. 1927.

On limestone between Hatillo and Arecibo, 1392b. Type locality, near Hatillo.

10. **Lyngbya scytonematoides** Gardner, Mem. N. Y. Bot. Gard. **7**: 39, pl. 8, f. 78. 1927.

On damp earth by the Playa, Fajardo, 710b; Playa Sucia Bay, sandy salina, Britton, Cowell and Brown, 4789. Type locality, Fajardo.

11. **Lyngbya splendens** Gardner, Mem. N. Y. Bot. Gard. **7**: 40, pl. 9, f. 81. 1927.

On the trunks of trees by the road towards Monte Montoso, Marićao, 1072. Type locality, Maricao.

12. **Lyngbya intermedia** Gardner, Mem. N. Y. Bot. Gard. **7**: 41, pl. 9, f. 82. 1927.

In a pool about four kilometers north of Mayaguez, 1316b; in a stream about five kilometers east of Coamo, 1885. Type locality, near Mayaguez.

13. *Lyngbya magnifica* Gardner, Mem. N. Y. Bot. Gard. **7**: 40, pl. 8, f. 79. 1927.

In a water reservoir, Rio Piedras, 105. Type locality, Rio Piedras.

14. *Lyngbya majuscula* (Dillw.) Harv.; in Hooker, Eng. Fl. **5**: part 1, 370. 1833.

Conferva majuscula Dillw. Brit. Conferv. Suppl. 40, pl. A.

FRESH WATER SPECIMENS.

In a water reservoir west of the Experiment Station, Rio Piedras, 184a, 193a; in a stream about five kilometers east of Coamo, 221; in the river, Caguas, 453, 477; in a brook on the way to San Lorenzo, 494; in a stream, Coamo. 1879; in a stream about five kilometers from Coamo, 1885c; in a small pool of water west of the Experiment Station, Rio Piedras, 1954. Type locality not designated, but probably on the southern coast of England.

SALT WATER SPECIMENS.

Usually growing attached to rocks, but at times epiphytic in the lower littoral belt, Santurce, San Juan, *Howe*, 1801, 1802, 1803, 1898, 1910, 1944, 2110, 2224, and 2288; Ponce, *Howe*, 2535; Guanica Harbor, *Howe*, 2577; Lemon Bay near Guanica, *Howe*, 2626; Culebra Island, *Howe*, 4210, 4309, and 4355; near Tallaboa, *Howe*, 4418; Culebra Island, *Howe*, 4305; Guanica Harbor, *Howe*, 6993, 6994, 6995; Barceloneta, *M. T. Cook*, 2; near Luquillo, *P. Sintensis*, 14, collected in 1885; Princess, St. Croix Island, *Boergesen*, 14, 37; Lagoon near Christianssted, St. Croix Island, *Boergesen*, 1320, 73; Cane Bay, St. Croix Island, *Boergesen*, 1414, 1416; St. Thomas Island, *Boergesen*, 1189, 2230; St. Jan Island, *Boergesen*, 1908, 1926, 2121.

15. *Lyngbya Lagerheimii* (Moeb.) Gom. Jour. de Bot. **4**: 354. 1890.

Spirocoleus Lagerheimii Moebius, Hedwigia, **28**: 312, pl. 10, f. 1, 2. 1889.

On the wall in a tramway station, Rio Piedras, 81b; in a pool about four kilometers north of Mayaguez, 1327e, 1329c; on rhizomes in Laguna Guanica, 1825. Type locality, Rio de Janeiro, Brazil.

16. *Lyngbya epiphytica aquaedulcis* Gardner, Mem. N. Y. Bot. Gard. **7**: 40, 1927.

In a brook, San Lorenzo, 494a. Type locality, San Lorenzo.

17. *Lyngbya Baculum aeruginea* var. nov. PLATE 1, fig. 5.

Trichomes pale aeruginous, not constricted, 7–8 μ diam., apical cell only slightly inflated; otherwise as the species.

In the lower littoral belt, on hydroids. Culebra Island, *Howe*, 4302, Mar. 5, 1906; on *Rhizophora* roots in the lower littoral belt, Culebra Island, *Howe* 4281. Type locality the former. The type of the species was found growing on red algae on the west coast of France.

This variety differs from the type of the species as described by Gomont in being slightly smaller, in not being constricted at the cross-walls except a few cells slightly so at the apices, in not having the apical cell so much swollen, and in not having any violet tinge to the color.

18. *Lyngbya lutea* (Ag.) Gom. Jour. de Bot. **4**: 354. 1890.

Oscillatoria lutea Ag. Syst. Alg. 68. 1824.

Aguadilla, *Howe*, 2381a. Type locality, Helsingburg.

Mixed with *Hydrocoleum lyngbyaceum*, in small epiphytic tufts, are numerous filaments of what seems to be the above-mentioned species of *Lyngbya*. The trichomes measure about 5 μ diam.; the cells are short; the end wall is slightly thickened; and the sheath is thin and homogeneous, in this respect not typical.

19. *Lyngbya aestuarii* var.

A considerable number of varieties of this species have been reported. The differences between the different kinds are largely based upon habit and habitat. In most cases these data are lacking in connection with the material under consideration, and in some cases the material is scanty. I am therefore merely reporting the different localities without attempting to classify the different varieties. The species seems to be abundant and widely distributed.

Santurce, *Howe, 2026 and 2162*; Culebra, *Howe, 4305*; east of the mouth of Guanica Harbor, *Howe, 7312, 7319, 7323, 7324*; Culebra Island, *Howe, 4256*; at the mouth of Guanica Harbor, *Howe, 6996*; Cayo Maria Langa, Bay of Guayamilla, *Howe, 7112, 7120, 7123*; Santurce, San Juan, *Howe, 2162*; St. Thomas, *Boergesen, 9*.

20. *Lyngbya sordida* (Zanard.) Gom. Ann. Sci. Nat. Bot. VII, 16: 126. 1892.

Calothrix sordida Zanard. Saggio, 63. 1843.

Growing on *Sargassum*, dredged in 15 m. off Guanica Harbor, *Howe, 7437*; St. Croix Island, *Boergesen, 1320*. Type locality probably in the Adriatic Sea.

21. *Lyngbya majuscula violacea* var. nov. PLATE 1, fig. 4.

Trichomes several cm., possibly up to 1 dm. long, 35-45 μ diam., reddish violet; sheath 5-7 μ thick; otherwise as the species.

Growing on *Rhizophora*, Guanica Harbor, *Howe, 7037*, June 23, 1915, and 7051; Cayo Maria Langa, Bay of Guayamilla, *Howe, 7112*; on a small *Rhizophora* cay, Parguera Cove, *Howe, 7179*; Salinas Cove, near Guanica Harbor, *Howe, 7222*; dredged in 6-8 meters depth of water, Pardas Bay, *Howe 7252*. Type, 7037.

It is not possible at present to declare positively whether the color, so pronounced in this group of plants growing in the same general region in which the species is found growing normally and in abundance, is due merely to a physiological condition and hence possibly only transitory, or whether it is a character remaining permanently under all conditions of growth. I am strongly inclined to believe that it is of no permanent diagnostic value, since it has been found to occur in species of other genera not otherwise of sufficient morphological difference to warrant separation.

22. *Lyngbya confervoides* Ag. Syst. 73. 1824.

On rocks in the littoral belt, Santurce, San Juan, *Howe, 2189*; on a drain pipe in the lower littoral belt, Guanica Harbor, *Howe, 2598*; on rocks, Culebra Island, *Howe, 4249*; on *Bostrychia*, *Howe, 4301*, on rocks, 4306, on roots of *Rhizophora*, *Howe, 4310, 4312*; on rocks, Culebrita Island, *Howe, 4400*; on *Thalassia* near Tallaboa, *Howe, 4416*. Christienssted's Lagoon, St. Croix, *Boergesen, 1218, 1488*. Type locality, Cadiz.

23. *Lyngbya confervoides violacea* Collins, Proc. Am. Acad. 37: 240. 1901.

On *Cladophora* sp., Aguadilla, *Howe, 2405*; Santurce, San Juan, *Howe, 2047*. Type locality, Manchioneal Bay, Jamaica.

24. *Lyngbya epiphytica* Hieronymus, in Kirchner, in Engler und Prantl, Natürl. Pflanzenfam. 1^a: 67. 1898.

Epiphytic on *Lyngbya majuscula* Harv., Cane Bay, St. Croix Island. *Boergesen, 1416a*. Type locality, near Berlin.

25. *Lyngbya semiplena* J. Agardh, Alg. Med. et Adriat. 11. 1842.

Little Princess, St. Croix, *Boergesen, 14a*. Sea of Trieste.

24. PORPHYROSIPHON Kuetz. Tab. Phyc. 2: 7. 1850.

Type species, *Porphyrosiphon Notarisii*.

1. Filaments 22-28 μ diam.; trichomes 18-23 μ diam. 1. *P. Notarisii major*.
1. Filaments 30-36 μ diam.; trichomes 16-20 μ diam. 2. *P. robustus*.

1. **Porphyrosiphon Notarisii major** Gardner, Mem. N. Y. Bot. Gard. 7: 41. 1927.

On the soil along the road to San Lorenzo, 523; on the soil north of Sabana Grande, 930, 931, 935a; on rocks near Coamo Springs, Britton, 6008. Type locality, near Coamo Springs.

2. **Porphyrosiphon robustus** Gardner, Mem. N. Y. Bot. Gard. 7:41, pl. 9, f. 83. 1927.

On red soil at Hacienda Holm, Mayaguez, 1185a; on rocks about four kilometers north of Utuado, 1570. Type locality, near Utuado.

25. **PHORMIDIUM** Kuetz. Phyc. Gen., 190. 1843.

Type species *Phormidium inundatum*.

- | | |
|---|---------------------------------------|
| 1. Plants growing in fresh water..... | 2. |
| 1. Plants marine..... | 25. |
| 2. Sheath hyaline at first, changing to brownish or pinkish..... | 3. |
| 2. Sheath always hyaline..... | 5. |
| 3. Trichomes 12-14 μ diam.; sheath hyaline to reddish brown.... | 27. <i>P. durum</i> . |
| 3. Trichomes 5 μ or less diam..... | 4. |
| 4. Trichomes 4.8-5.2 μ diam. interrupted in the hyaline to brownish sheath..... | 16. <i>P. interruptum rigidum</i> . |
| 4. Trichomes 1-1.5 μ diam.; sheath rose pink..... | 12. <i>P. scytonematicola minus</i> . |
| 5. Apices of trichomes more or less uncinata..... | 6. |
| 5. Apices of trichomes straight..... | 8. |
| 6. Trichomes 5.8-6.8 μ diam., apices slightly uncinata..... | 24. <i>P. calidum olivaceum</i> . |
| 6. Trichomes decidedly uncinata and capitate..... | 7. |
| 7. Trichomes 6-9 μ diam., with granules usually at the cross walls..... | 30. <i>P. uncinatum</i> . |
| 7. Trichomes 4-7 μ diam., with granules usually at the cross walls..... | 28. <i>P. autumnale</i> . |
| 7. Trichomes 3 μ diam., slightly capitate..... | 29. <i>P. autumnale minus</i> . |
| 8. Trichomes more or less attenuated at the apices..... | 9. |
| 8. Trichomes not attenuated at the apices..... | 14. |
| 9. Trichomes with decidedly capitate apices..... | 10. |
| 9. Trichomes with acute or blunt conical apices..... | 11. |
| 10. Trichomes 4.5-9 μ diam., with granules along the cross walls..... | 20. <i>P. favosum</i> . |
| 10. Trichomes 5.5-7 μ diam., with granules scattered in the protoplast..... | 21. <i>P. subfuscum Johannianum</i> . |
| 11. Trichomes with acute conical apices..... | 12. |
| 11. Trichomes with blunt conical apices..... | 13. |
| 12. Trichomes moniliform, cells 1.2-2.3 μ diam., 1.2-3 μ long..... | 1. <i>P. fragile</i> . |
| 12. Trichomes moniliform, cells 1.5 μ diam., 0.8-2 μ long..... | 2. <i>P. foveolarum</i> . |
| 12. Trichomes not moniliform, cells 1-1.5 μ diam., 2-4 times as long..... | 7. <i>P. laminosum</i> . |
| 13. Trichomes 3-4.5 μ diam..... | 18. <i>P. Corium</i> . |
| 13. Trichomes 7-10 μ diam..... | 26. <i>P. Crouani</i> . |
| 14. Trichomes constricted at the cross walls..... | 15. |
| 14. Trichomes not constricted at the cross walls..... | 16. |
| 15. Trichomes 1.7-2 μ diam..... | 5. <i>P. luridum</i> . |
| 15. Trichomes 0.6-0.8 μ diam..... | 6. <i>P. angustissimum</i> . |
| 15. Trichomes 5-5.4 μ diam., very slightly constricted..... | 25. <i>P. leptodermum capitatum</i> . |
| 16. Trichomes various shades of blue-green..... | 18. |
| 16. Trichomes not blue-green..... | 17. |
| 17. Trichomes 1.5-2.5 μ diam., dark violet, with granules at the cross walls..... | 3. <i>P. purpurascens</i> . |

17. Trichomes 1.2–1.5 μ diam., pale purple; contents homogeneous.
 4. *P. purpurascens homogenum*.
17. Trichomes 2.2–2.4 μ diam., pale drab.....10. *P. rubriterricola*.
 18. Trichomes 4 μ or more diam.....22.
 18. Trichomes less than 4 μ diam.....19.
19. Granules collected at the cross walls; cells 2–2.5 μ diam.....9. *P. valderianum*.
 19. Protoplast more or less homogeneous.....20.
 20. Sheath very thick, 6–7 μ ; trichomes 2.5–3 μ diam.....13. *P. mucosum*.
 20. Sheath thin.....21.
21. Trichomes 1.6–1.8 μ diam.; cells 3.5–4 times as long.....8. *P. orientale*.
 21. Trichomes 2–2.5 μ diam.; cells up to 3 times as long.....11. *P. scytonematicola*.
 21. Trichomes 3–7 μ diam.; cells quadrate or less.....15. *P. interruptum* var.
 22. Apical cell rounded; end wall not thickened; trichomes 5–6.5 μ
 diam., interrupted in the sheath.....14. *P. interruptum*.
 22. Apical cell truncate; end wall not thickened.....19. *P. Retzii*.
 22. Trichome capitate, terminal wall thickened.....23.
23. Trichome oblique conical, capitate, trichomes 6–8 μ diam.....23. *P. calidum*.
 23. Trichomes with blunt, rounded apices.....24.
 24. Filaments encrusted with calcium carbonate.....22. *P. calcicola*.
 24. Filaments not encrusted, terminal cell wall thickened, trichomes
 6.5–7.5 μ diam.....17. *P. interruptum capitatum*.
25. Plants epiphytic.....26.
 25. Plants not epiphytic.....27.
 26. Plants growing on other algae, e. g., *Lynghya aestuarii*.
 31. *P. epiphyticum*.
26. Plants growing on roots of flowering plants.
 6a. *P. angustissimum saxicola*.
27. Plants forming dense cushions of considerable size.....33. *P. Hendersonii*.
 27. Plants forming a thin stratum or free among other algae.
 32. *P. tenue marinum*.

1. **Phormidium fragile** (Menegh.) Gom. Ann. Sci. Nat. Bot. VII, 16: 163, pl. 4, f. 13–15. 1892.

Anabaina fragilis Meneghini, Consp. Alg. Eug. 8. 1837. From an authentic specimen in the Herbarium Lenormand.

In the reservoir west of the Experiment Station, Rio Piedras, 203a; in Laguna Tortuguero, 830c. Type locality, Euganean springs.

2. **Phormidium foveolarum** (Mont.) Gom. Ann. Sci. Nat. Bot. VII, 16: 164. 1892.

Leptothrix foveolarum Montagne, Ann. Sci. Nat. Bot. III, 12: 287. 1849.

On the road to Humacao, 542. Type locality in France.

3. **Phormidium purpurascens** (Kuetz.) Gom. Journ. de Bot. 4: 355. 1890.

Leptothrix purpurascens Kuetz. Bot. Zeit. 5: 220. 1847.

On the rocks about ten kilometers north of Utuado, 1560. Type locality, near Falaise in France.

4. **Phormidium purpurascens homogenum** Gardner, Mem. N. Y. Bot. Gard. 7: 45. 1927.

On rocks in warm water flowing from Coamo Springs, 367. Type locality, Coamo Springs.

5. **Phormidium luridum** (Kuetz.) Gom. Ann. Sci. Nat. Bot. VII, 16: 165, pl. 4, f. 17, 18. 1892.

Leptothrix lurida Kuetz. Sp. Alg. 264. 1849.

In a stream of warm water, Hot Springs, Coamo Springs, 392c. Type locality, Stuttgart, Germany.

6. **Phormidium angustissimum** W. & G. S. West, Jour. Bot. **35**: 298. 1897.

On a wall in a cemetery, San Juan, 94e; in a reservoir west of the Experiment Station, Rio Piedras, 185, 209; in an overflow of warm water on the rocks, Coamo Springs, 365, 366; in a cement container at the Hot Spring, Coamo Springs, 378, 380, 382; in warm water near the Hot Spring, Coamo Springs, 385, 390, 391, 393a; on brackish soil near the Playa, Fajardo, 710e; in a ditch near a stream, Maricao, 1147b; on damp rocks about twelve kilometers north of Utuado, 1514a; on rocks between Utuado and Adjuntas, 1637; in a puddle near the Plaza, Ponce, 1667; in a damp place in Jayuya, 1776; in a pool near Laguna Guanica, 1817; on soil on the bank of Laguna Guanica, 1829. Type locality, Angola, Africa.

6a. **Phormidium angustissimum saxicola** var. nov. PLATE 2, fig. 8.

Filaments very intricate and tortuous, with a very fragile, hyaline sheath, forming dense, thin, tough layers, light blue-green in color; trichomes 0.9–1 μ diam., slightly constricted at the conspicuous cross-walls; cells homogeneous or with 1–2 coarse granules usually at the cross-walls, about four times as long as the diam.; apices neither uncinatate, attenuate, nor capitate.

Forming thin cushions on rocks in the littoral belt. Santurce, San Juan, Howe, 1929, the type.

Relatives of this variety of *Phormidium* seem to be *P. angustissimum* W. & G. West, a fresh water species from Africa, from which it differs in habitat, salt water, in the length and breadth characters of the cells, and in having numerous large granules, usually at the cross-walls; and *P. epiphyticum* of this paper, from which it differs slightly in size, in being constricted at the cross-walls, and in having a very different habit of growth.

7. **Phormidium laminosum** (Ag.) Gom. Jour. de Bot. **4**: 355. 1890.

Oscillatoria laminosa Ag. Flora, **10**: 633. 1827.

Near the Hot Spring, Coamo Springs, 382b; in a warm water stream, 389, 392. Type locality, Carlsbad.

8. **Phormidium orientale** G. S. West, Jour. of Bot. **40**: 248, pl. 439, f. 25–27. 1902.

In an overflow of warm water near the Hot Springs, Coamo Springs, 361, 362, 394. Type locality, Sira Rimau, Malay Peninsula.

9. **Phormidium valderianum** (Delp.) Gom. Ann. Sci. Nat. Bot. VII, **16**: 167, pl. 4, f. 20. 1892. From authentic specimens in Herb. Montagne.

Leptothrix Valderiæ Delponte, Gazzetta Med. Ital., 35. 1857.

In the reservoir west of the Experiment Station, Rio Piedras, 193; in Laguna Tortuguero, 831e. Type locality not recorded.

10. **Phormidium rubriterricola** Gardner, Mem. N. Y. Bot. Gard. **7**: 43, pl. 9, f. 86. 1927.

On red earth, Maricao, 1056, 1057. Type locality, Maricao.

11. **Phormidium scytonematicola** Gardner, Mem. N. Y. Bot. Gard. **7**: 42. 1927.

In depressions on rocks at Hacienda Catalina, Palmer, 747a; on rocks by the road north of Maricao, 1252a; on rocks about ten kilometers north of Utuado, 1523. Type locality, Palmer.

12. **Phormidium scytonematicola minus** Gardner, Mem. N. Y. Bot. Gard. **7**: 42. 1927.

On rocks about ten kilometers north of Utuado, 1565a. Type locality, near Utuado.

13. **Phormidium mucosum** Gardner, Mem. N. Y. Bot. Gard. **7**: 43, pl. 9, f. 84. 1927.

In a water basin in a garden in Humacao, 641. Type locality, Humacao.

14. **Phormidium interruptum** Kuetz. Tab. Phyc. **1**: 33, pl. 45, f. 7. 1847.

On a wall near the reservoir, Experiment Station, Rio Piedras, 180; on damp soil, Humacao, 548a; on stones in the Rio Grande near Sabana Grande, 915a; on the bark of trees in Hato Arriba, Arecibo, 1400; on the soil, Utuado, 1505a; on a damp wall between Utuado and Adjuntas, 1659 I and II; on stones, Laguna Guanica, 1826. Type locality, the southern part of the Tyrol.

15. **Phormidium interruptum** var.

On the bark of trees near the Harbor, San Juan, 59 I and II; on the soil, Hato Arriba, Arecibo, 1411; on the soil about five kilometers north of Adjuntas, 1665a.

16. **Phormidium interruptum rigidum** Gardner, Mem. N. Y. Bot. Gard. **7**: 44. 1927.

On the bark of trees and on rocks, Coamo Springs, 300e, 358a; on the wall of a church, Sabana Grande, 952. Type locality, Coamo Springs.

17. **Phormidium interruptum capitatum** Gardner, Mem. N. Y. Bot. Gard. **7**: 44. 1927.

By the side of the road near Humacao, 540, 545, 549. Type locality, near Humacao.

18. **Phormidium Corium** (Ag.) Gom. Jour. de Bot. **4**: 355. 1890.

Oscillatoria Corium Ag. Disp. Alg. Sueciae, 36. 1812.

In a waterfall in a stream of warm water, Coamo Springs, 370; on the rocks by the road to Monte Montoso, Maricao, 1066. Type locality, Sweden.

19. **Phormidium Retzii** (Ag.) Gom. Jour. de Bot. **4**: 355. 1890.

Oscillatoria Retzii Ag. Disp. Alg. Sueciae, 36. 1812.

In a reservoir west of the Experiment Station, Rio Piedras, 202a; in the Turabo River, Caguas, 482a.

20. **Phormidium favosum** (Bory) Gom. Ann. Sci. Nat. Bot. VII, **16**: 180, pl. 5, f. 14, 15. 1892.

Oscillaria favosa Bory, Dict. 12, 466. 1827.

On stones in the stream near "Campo," Maricao, 1231.

21. **Phormidium subfuscum Joannianum** (Kuetz.) Gom. Ann. Sci. Nat. Bot. VII, **16**: 184. 1892.

Phormidium Joannianum Kuetz. Phyc. Gen. 193. 1843.

On the soil in Utuado, 1490. Type locality, Florence, Italy.

22. **Phormidium calcicola** Gardner, Mem. N. Y. Bot. Gard. **7**: 44, pl. 9, f. 87. 1927.

In a waterfall between Arecibo and Utuado, 1460. Type locality, near Arecibo.

23. **Phormidium calidum** (Kunth) Gom. Jour. de Bot. **4**: 355. 1890.
Oscillatoria calida Kunth, Synopsis, **1**: 1. 1822.
 On rocks in a stream about five kilometers east of Coamo, 1875 *Ib.* Type locality, "Cura," Venezuela.
24. **Phormidium calidum olivaceum** Gardner, Mem. N. Y. Bot. Gard. **7**: 42. 1927.
 On shaded rocks about seven kilometers east of Coamo, 1870*e.* Type locality, near Coamo.
25. **Phormidium leptodermum capitatum** Gardner, Mem. N. Y. Bot. Gard. **7**: 43, *pl. 9, f. 85.* 1927.
 On rocks in a stream of warm water, Coamo Springs, 364. Type locality, Coamo Springs.
26. **Phormidium Crouani** Gom. Ann. Sci. Nat. Bot. VII, **16**: 175, *pl. 5, f. 5.* 1892.
 In the Coamo River, about five kilometers south of Coamo Springs, 328, 330; among water plants in the Turabo River, Caguas, 487; in a brook near San Lorenzo, 498; in a pool, Jayuya, 1746, forming tufts on coral in a lagoon at San-turece, San Juan, Howe, 2051. Type locality, Guyana.
27. **Phormidium durum** Gardner, Mem. N. Y. Bot. Gard. **7**: 45, *pl. 9, f. 88.* 1927.
 On weathered rock near Humacao, 649; on shaded rocks near the Hacienda Catalina, Palmer, 746. Type locality, Palmer.
28. **Phormidium autumnale** (Ag.) Gom. Ann. Sci. Nat. Bot. VII, **16**: *pl. 5, f. 23, 24.* 1892.
Oscillatoria autumnalis Ag. Disp. Alg. Sueciae, 36. 1812.
 On the wall of an old cemetery, San Juan, 130; in the reservoir west of the Experiment Station, Rio Piedras, 183; in a streamlet of warm water near the Hot Spring, Coamo Springs, 391*a*, 392*a*; on a house wall along the street, Caguas, 492; on a wall, Maricao, 1266; on soil near Hato Arriba, about six kilometers south of Arecibo, 1395; on the soil about ten kilometers north of Utuado, 1533; on stones between Utuado and Adjuntas, 1661; in an underground passage, Fort San Cristobal, San Juan, 1990.
29. **Phormidium autumnale minus** Gardner, Mem. N. Y. Bot. Gard. **7**: 45. 1927.
 In a reservoir at the Experiment Station, Rio Piedras, 203. Type locality, Rio Piedras.
30. **Phormidium uncinatum** (Ag.) Gom. Jour. de Bot. **4**: 355. 1890.
Oscillatoria uncinata Ag. Flora, **10**: 631. 1827.
 On the wall of the reservoir, Rio Piedras, 104 *I*; near the reservoir west of the Experiment Station, Rio Piedras, 168; on the wall of a house, Humacao, 646; in a fountain south of the Plaza, Mayaguez, 996, 997; in a brook on the road north of Maricao, 1264; in a cement water-container by the road between Aibonito and Cayey, 1982. Type locality, "Ad Tergestum supra limum ad fontes et prope il Boschetto ad pedem montis Spaccati."
31. **Phormidium epiphyticum** sp. nov. PLATE 1, fig. 6.
 Plants epiphytic, forming a dense layer completely surrounding the host; filaments 1 μ thick, straight or encircling the host; sheath very thin, hyaline,

becoming diffuent and relatively firm; trichomes light blue-green in color, 0.6–0.9 μ diam., not constricted: cells 2–3 times as long as the diameter, with homogeneous contents or rarely with a few relatively large granules; apical cell straight, not tapering, very blunt.

Epiphytic on *Lyngbya aestuarii*. Santurce, San Juan, May 27, 1903, *Howe*, 2162d, type.

The plants entwine so closely, extending mainly lengthwise of the host but in part winding around it, finally forming such a dense covering that they seem actually to kill it,—at least the host entirely disappears, leaving rope-like strands of the *Phormidium*. It seems closely related to *Lyngbya epiphytica* Hieron. but differs from it in being much smaller, and actually forms a mass of confluent *Phormidium* sheaths.

32. **Phormidium tenue marinum** var. nov. PLATE 2, fig. 7.

Plants forming a thin stratum with the filaments intricately interwoven and tortuous and with distinct sheaths more or less diffuent; trichomes aeruginous, constricted at the cross-walls, finely granular, 2–2.3 μ diam., with cells 1.5–2.5 times as long as the diameter; apical cell straight, blunt, rounded, and wall not thickened.

Associated with other Myxophyceae, forming thin layers on sand rock in the lower littoral belt. San Juan, May 25, 1903, *Howe*, 2112, and 2180, the former the type.

This *Phormidium* entity seems about equally related to *P. tenue* (Menegh.) Gom. and to *P. molle* forma *tenuior* W. and G. S. West, both inhabitants of fresh water and the latter associated with *Lemna minor*. I have chosen to associate it with the former.

33. **Phormidium Hendersonii** Howe, Smithsonian Misc. Coll. 68¹¹: 2. 1918.

In pools on rocks, mouth of Guanica Harbor, *Howe*, 6998, 6999; on Cayo Don Luis, near Pt. Montalva, *Howe*, 7192; Salinas Cove, near Guanica Harbor, *Howe*, 7204. Type locality, Cayo Hutla, Cuba.

26. **PLECTONEMA** Thuret, Ann. Sci. Nat. Bot. VI, 1: 375. 1875.

Type species, *Plectonema mirabile* (*P. Tomasinianum* Bornet).

1. Trichomes erect and parallel, much contorted in the sheath, 3–4 μ diam. 4. *P. spirale*.
1. Trichomes more or less intricately entwined 2.
 2. Trichomes 5–6 μ diam.; cells quadrate to slightly longer. 3. *P. flexuosum*.
 2. Trichomes less than 5 μ diam. 3.
3. Trichomes 1.4–1.6 μ diam., quadrate, sheath very thin 1. *P. tenuissimum*.
3. Trichomes 1.5–1.8 μ diam., quadrate to 2 times as long. 2. *P. murale*.

1. **Plectonema tenuissimum** Gardner, Mem. N. Y. Bot. Gard. 7: 47, pl. 10, f. 91. 1927.

On the wall of a house in Maricao, 1049b. Type locality, Maricao.

2. **Plectonema murale** Gardner, Mem. N. Y. Bot. Gard. 7: 47, pl. 9, f. 89. 1927.

On the wall of a bridge, Juan Martin, Fajardo, 732c. Type locality, Fajardo.

3. **Plectonema flexuosum** Gardner, Mem. N. Y. Bot. Gard. 7: 47, pl. 10, f. 90. 1927.

On soil in the woods, Coamo Springs, 272b. Type locality, Coamo Springs.

4. **Plectonema spirale** Gardner, Mem. N. Y. Bot. Gard. 7: 46. 1927.

On an old pump in Maricao, 1276b. Type locality, Maricao.

27. **SYMPLOCA** Kuetz. Phyc. Gen. 201. 1843.
(Original spelling *Synploca*.)

Type species, *Symploca Meneghiniana*.

- 1. Plants marine or in brackish water 6.
- 1. Plants not marine 2.
 - 2. Trichomes 3 μ or more diam. 3.
 - 2. Trichomes less than 3 μ diam. 4.
- 3. Trichomes not attenuated, 3.5–3.7 μ diam., pale yellowish; cells quadrate to slightly longer or shorter; apical cell blunt 4. *S. Willei*.
- 3. Trichomes attenuated, 3.4–4 μ diam., aeruginous; cells 1.5–4 μ long; apical cell conical 5. *S. muralis*.
 - 4. Plants symbiotic, 0.6–0.8 μ diam., cells 3–5 times as long. 1. *S. symbiotica*.
 - 4. Plants not symbiotic 5.
- 5. Trichomes 1–1.3 μ diam.; cells 2–5 times as long; sheath rose pink. 2. *S. roseola*.
- 5. Trichomes 1.2–2 μ diam., cells 1.7–5 times as long; sheath hyaline.
 - 3. *S. thermalis*.
 - 6. Trichomes 6 μ or more in diameter 6. *S. hydnoides fruticulosa*.
 - 6. Trichomes less than 6 μ diameter 7.
- 7. Plants forming dense cushions 1–2 cm. thick and impregnated with calcium carbonate; apical cell wall thickened 7. *S. Howei*.
- 7. Plants forming a compact stratum of fascicles 3–5 mm. high; not impregnated with calcium carbonate; apical cell wall not thickened 8.
- 8. Trichomes constricted at the cross walls 8. *S. paludicola*.
- 8. Trichomes not constricted at the cross walls 9. *S. atlantica*.

1. **Symploca symbiotica** Gardner, Mem. N. Y. Bot. Gard. 7: 48, pl. 10, f. 93. 1927.

On a wall in Fort San Cristobal, San Juan, 2021b. Type locality, San Juan.

2. **Symploca roseola** Gardner, Mem. N. Y. Bot. Gard. 7: 49. 1927.

On damp rocks about ten kilometers north of Utuado, 1032b, the type locality.

3. **Symploca thermalis** (Kuetz.) Rab. Fl. Eur. 2: 153. 1865.

Symphyothrix thermalis Kuetz. Phyc. Gen., 200. 1843.

On a wall at the entrance to a bathing pool, Coamo Springs, 410; on a wall towards the ocean, Arecibo, 1339. Type locality, Abano, Italy.

4. **Symploca Willei** Gardner, Mem. N. Y. Bot. Gard. 7: 48, pl. 10, f. 92. 1927.

On tree trunks, Coamo Springs, 281a; on earth in Utuado, 1491. Type locality, Utuado.

5. **Symploca muralis** Kuetz. Phyc. Gen. 201. 1843.

On damp leaves in a shady woods, Coamo Springs, 265. Type locality, Nordhausen.

6. **Symploca hydnoides fruticulosa** Gom. Ann. Sci. Nat. Bot. VII, 16: 107. 1892.

On the roots of *Rhizophora*. Marine. Culebra Island, Howe, 4290.

7. **Symploca Howei** sp. nov. PLATE 2, fig. 9, and text-figure 1.

Plants forming dense spongy tufts approximately 1–2 cm. thick, the mass more or less impregnated with granules of calcium carbonate but not forming solid incrustations; filaments very tortuous and densely intertwined, 6–8 μ diam.; sheath thin, smooth, homogeneous, hyaline; trichomes not constricted at the cross walls, neither attenuated nor capitate, 3.75–4.25 μ diam., with numerous

large vacuoles scattered promiscuously; terminal cell rounded and with a very slightly thickened terminal cell-wall; cells 1.25–2 times as long as broad; cross walls inconspicuous, not granular; sheath not changed in color by chlor-iodide of zinc.

Dredged in 7 meters of water off the mouth of Guanica Harbor, *Howe, 7416*; Cayo Don Luis, near Pt. Montalva, *Howe, 7186*. Both collected in July, 1915. The latter collection is the type.

The material of the type having been in liquid so long, the color has practically all disappeared from the trichomes. Otherwise it is in a good state of preservation.



TEXT-FIGURE 1. *Symploca Howeii*. Type specimens, natural size.

The species is similar to *Phormidium ambiguum* Gom. in the characters of the filaments. It differs from that species in having longer cells, in its reaction to chlor-iodide of zinc, in not being constricted at the cross walls, and in its thick, dense, spongy habit of growth. *P. ambiguum* has not been reported as inhabiting the ocean. The trichomes have numerous large vacuoles. It is not possible to judge definitely as to whether this character is or is not prevalent in all stages of the life history. It is possibly only a senile condition.

8. ***Symploca paludicola*** sp. nov. PLATE 2, fig. 10.

Plants forming a dense stratum, with fascicles 3–5 mm. high; filaments moderately contorted and intertwined; sheath thin, smooth, homogeneous, hyaline, approximately 1μ thick; trichomes not constricted at the dissepiments, neither attenuated nor uncinata at the apices, $4.8\text{--}5.2 \mu$ diam.; cells 1.5–3 times

as long as broad, homogeneous, not granular; cell walls conspicuous, terminal wall of apical cell decidedly thickened.

Inhabiting mud among Mangroves, east of the mouth of Guanica Harbor. *Howe*, 7313, collected July 1, 1915, the type and only known collection.

This species of *Symploca* apparently has a near relative in *Symploca atlantica* Gom., described from the European coast. It differs from that species somewhat in habit, in having much longer cells, and in not being constricted at the dissepiments.

9. ***Symploca atlantica*** Gom. Ann. Sci. Nat. Bot. VII, 16: 109, pl. 2, fig. 5. 1892.

Lt. Princess, and Cane Bay, St. Croix Island, Boergesen, *B*, 1419. Type locality, coast of France.

Subfamily 4. **SCHIZOTRICHEAE**

1. Trichomes one to many in a more or less profusely branched sheath: sheaths coalescing and intertwined, forming acuminate fascicles or remaining prostrate. 2.
1. Trichomes more than one in an unbranched or slightly branched sheath or the false branching in both directions. 5.
 2. Filaments for the most part forming symplocoid fascicles. 3.
 2. Filaments densely intertwined, either forming a flocculent stratum, or erect and parallel, forming a continuous pulvinate stratum; sheath usually remaining hyaline. 4.
3. Sheaths at first hyaline in some species, always, however, becoming variously colored when older. 29. *Schizothrix*.
3. Sheaths always hyaline throughout their life history. 30. *Symplocastrum*.
 4. Filaments usually intricate and prostrate, branching sparse. 28. *Hypheothrix*.
 4. Filaments caespitose, often encrusted with calcium carbonate, forming a pulvinate stratum not fasciculate. 31. *Inactis*.
5. Trichomes few in a sheath, filaments intricately branching in both directions anywhere along the sheath, the trichomes partly in one and partly in another sheath. 32. *Lyngbyopsis*.
5. Trichomes few to many in a sheath; filaments not branching. 6.
 6. Trichomes few in a sheath, not congested, capitate, diameter usually relatively large, cells short. 33a. *Hydrocoleum*.
 6. Trichomes usually smaller, more in a sheath, usually congested, and cells longer. 33. *Microcoleus*.

28. **HYPHEOTHRIX** Kuetz. Phyc. Gen. 229. 1843.

Type species *Hypheothrix confervae*.

1. Trichomes very decidedly attenuated. 2.
 1. Trichomes not at all or only slightly attenuated. 3.
 2. Trichomes 5.2-5.4 μ diam., 4-6 cells attenuated; sheath hyaline, changing to pink or salmon-colored. 4. *H. Willei*.
 2. Trichomes 7-7.5 μ diam., 7-10 cells attenuated; sheath hyaline. 5. *H. acutissima*.
 3. Trichomes constricted at the cross walls, 4.5-5 μ diam.; sheath slightly lamellose. 3. *H. parviramosa*.
 3. Trichomes not constricted; sheath not lamellose. 4.
 4. Cells 8-12.5 μ long; trichomes 1.7-2 μ diam. 1. *H. longiarticulata*.
 4. Cells less than 8 μ long. 5.
 5. Trichomes 2.4-2.8 μ diam., apical cell blunt-conical. 2. *H. symplocoides*.
 5. Trichomes 1.5-3 μ diam.; apical cell acute-conical. 6. *H. arenaria*.
1. ***Hypheothrix longiarticulata*** Gardner, Mem. N. Y. Bot. Gard. 7: 50, pl. 10, f. 95. 1927.

On a wall in Fort San Cristobal, San Juan, 2022a. Type locality, San Juan.

2. **Hypheothrix symplocoides** Gardner, Mem. N. Y. Bot. Gard. **7**: 51, pl. 10, f. 97. 1927.

On the soil in a forest near Hacienda Catalina, Palmer, 754, 760. Type locality, near Palmer.

3. **Hypheothrix parciramosa** Gardner, Mem. N. Y. Bot. Gard. **7**: 50, pl. 10, f. 96. 1927.

With moss at the "Campo" in Maricao, 1228. Type locality, Maricao.

4. **Hypheothrix Willei** Gardner, Mem. N. Y. Bot. Gard. **7**: 52, pl. 10, f. 98. 1927.

On rocks west of Humacao, 613b. Type locality, near Humacao.

5. **Hypheothrix acutissima** Gardner, Mem. N. Y. Bot. Gard. **7**: 49, pl. 10, f. 94. 1927.

On moss along the road north of Maricao, 1271a. Type locality, near Maricao.

6. **Hypheothrix arenaria** (Berk.) De Toni, Syll. Alg. **5**: 342. 1907.

Scytonema arenarium Berkeley, Ann. Nat. Hist. **3**: 327. 1839.

On the wall of a cemetery, San Juan, 94; on rocks west of Humacao, 613c. Type locality, Tasmania.

29. SCHIZOTHRIX Kuetz. Phyc. Gen. 230. 1843.

Type species, *Schizothrix fuscescens*.

1. Trichomes 6–6.2 μ diam.; sheath hyaline, changing to pale purple. 6. *S. chalybea* minor.
1. Trichomes less than 6 μ diam. 2.
2. Trichomes 3.3–3.6 μ diam.; sheath hyaline, changing to deep honey-color. 3. *S. mellea*.
2. Trichomes less than 3 μ diam. 3.
3. Trichomes 2.2–2.4 μ diam.; sheath honey colored. 4. *S. mellea* minor.
3. Sheath not honey-colored. 4.
4. Trichomes 2.3–2.5 μ diam.; sheath dark violet. 1. *S. violacea*.
4. Trichomes 2.4–2.7 μ diam.; sheath hyaline. 2. *S. theleporoides* minor.
4. Trichomes 2.4–2.8 μ diam.; sheath rose-pink. 5. *S. rosea*.

1. **Schizothrix violacea** Gardner, Mem. N. Y. Bot. Gard. **7**: 52, pl. 11, f. 99. 1927.

On limestone between Arecibo and Utuado, 1476g. Type locality, near Arecibo.

2. **Schizothrix theleporoides minor** Gardner, Mem. N. Y. Bot. Gard. **7**: 54, 1927,—under *Microcoleus sociatus minor* in original publication, through error.

In the Luquillo Mountains, Porto Rico.

3. **Schizothrix mellea** Gardner, Mem. N. Y. Bot. Gard. **7**: 53. 1927.

On red soil by the road to Hacienda Catalina, Palmer, 776a, 778a; on rocks at Maricao, 1031a, 1033a, 1037c, 1043a; on soil by the road to Monte Montoso, Maricao, 1071c, 1077d; on rocks near Maricao, 1142; on earth at Hacienda Holm, Mayaguez, 1177a, 1179a; on cliff, Utuado to Adjuntas, Howe, Britton, and Cowell, 1241a. Type locality, near Palmer.

4. **Schizothrix mellea minor** Gardner, Mem. N. Y. Bot. Gard. **7**: 53. 1927.

On rocks near Maricao, 1032a; on rocks in the Arroyo de los Corchos, 1732. Type locality, Maricao.

5. **Schizothrix rosea** Gardner, Mem. N. Y. Bot. Gard. **7**: 53. 1927.

On red earth, Mayaguez, 880c. Type locality, Mayaguez.

6. **Schizothrix chalybea minor** Gardner, Mem. N. Y. Bot. Gard. **7**: 53. 1927, under *Schizothrix rosea* in the original publication.

On rocks in the vicinity of San Lorenzo, 519; on earth at Hacienda Holm, Mayaguez, 1176. Type locality, near San Lorenzo.

30. **SYMPLOCASTRUM** Gom. Ann. Sci. Nat. Bot. VII, **15**: 294, 1892, as a subgenus of *Schizothrix*.

Type species *Symplocastrum Friesii*, based on *Oscillatoria Friesii* Agardh.

1. **Symplocastrum Brittoniae** sp. nov. PLATE 2, fig. 11.

Plants forming slender symplocoid fascicles coalescing more or less at the base and about 5 mm. high; filaments branching more or less freely at the base but simple above throughout the greater portion of their length, containing 1-3 trichomes at the base and but a single one above, intertwined and closely appressed, forming acute fascicles, 15-20 μ diam. above in the unbranched portion, with closed, acute apices; trichomes constricted at the cross-walls; cells cylindrical, homogeneous to densely granular, aeruginous, 3.7-4 μ diam., 2-4.5 times as long as the diam.; apical cell blunt rounded, not capitate; sheath hyaline, homogeneous.

Growing on mosses, etc., summit of El Yunque, along Catalina-Yunque trail, Luquillo Mts. Collected by Mrs. Elizabeth G. Britton, no. 7648, Feb. 1923. The type.

This species of *Symplocastrum* resembles closely *S. Friesii* (Ag.) Kirch. in the characters of the trichomes but has cylindrical instead of conical apical cells and the cells average considerably longer. The sheaths are homogeneous instead of being in layers.

31. **INACTIS** Kuetz. Phyc. Gen. 202. 1843.

Type species, *Inactis tornata*.

1. **Inactis ecalcarea** Gardner, Mem. N. Y. Bot. Gard. **7**: 54, pl. 11, f. 100. 1927.

In stones in the Turabo River, near Caguas, 481a. Type locality, near Caguas.

32. **LYNGBYOPSIS** Gardner, Mem. N. Y. Bot. Gard. **7**: 54. 1927.

Type species, *Lyngbyopsis Willei*.

1. **Lyngbyopsis Willei** Gardner, Mem. N. Y. Bot. Gard. **7**: 55, pl. 11, f. 1. 1927.

On rocks in a brook about five kilometers north of Utuado, 1597. Type locality, near Utuado.

33. **MICROCOLEUS** Desm. Catalogue des plantes, 7. 1832.

Type species, *Microcoleus terrestris* [*M. vaginatus* (Vauch.) Gom.]

1. Plants growing in salt water, trichomes 1.5-2 μ diam., very acute. S. *M. tenerrimus*.
 1. Plants growing in fresh water. 2.
 2. Trichomes with various shades of blue-green. 4.
 2. Trichomes not blue-green. 3.
 3. Trichomes up to 60 in a sheath, 1.7-1.9 μ diam., purplish drab, apices straight or uncinatate, apical cell acuminate. 1. *M. purpureus*.
 3. Trichomes up to 75 in a sheath, 1.8-2.5 μ diam., yellowish green, apical cell acute-conical; sheath ample. 3. *M. sociatus minor*.
 4. Trichomes capitate. 5.
 4. Trichomes not capitate. 6.

5. Trichomes 3.5–4 μ diam. 5. *M. vaginatus monticola*.
 5. Trichomes 4.4–6.6 μ diam. 6. *M. vaginatus Vaucherii*.
 6. Trichomes 5–7 μ diam.; 3–5 apical cells acuminate
 7. *M. paludosus acuminatus*.
 6. Trichomes less than 5 μ diam. 7.
 7. Trichomes 15–20 in a sheath, 1.8–2.2 μ diam.; apical cell acuminate.
 2. *M. acuminatus*.
 7. Trichomes 30–60 in a sheath, 4.6–5 μ diam. 4. *M. amplus*.
 1. **Microcoleus purpureus** Gardner, Mem. N. Y. Bot. Gard. 7: 56, pl. 11, f. 4.
 1927.

On the wall of an old cemetery, San Juan, 130a; on damp earth, Humacao, 548; on a wall in Fort San Cristobal, San Juan, 1991d; Type locality, San Juan.

2. **Microcoleus acutissimus** Gardner, Mem. N. Y. Bot. Gard. 7: 55, pl. 11, f. 2. 1927.

In a reservoir near the Experiment Station, Rio Piedras, 200b; on a church wall, Sabana Grande, 952d; on the earth between Hatillo and Arecibo, 1366b; on a wall in Fort San Cristobal, San Juan, 1991e. Type locality, Sabana Grande.

3. **Microcoleus sociatus minor** Gardner, Mem. N. Y. Bot. Gard. 7: 57, pl. 11, f. 6. 1927.

On the wall of an old cemetery, San Juan, 130b; on a wall near the bridge, Santurce, 143b; in a reservoir near the Experiment Station, Rio Piedras, 200; on a wall by the baths, Coamo Springs, 254b; on the wall of a church, Sabana Grande, 952b; in depressions in the limestone between Hatillo and Arecibo, 1392a; on the walls in Fort San Cristobal, San Juan, 2006c, 2020a, 2021c. Type locality, between Hatillo and Arecibo.

4. **Microcoleus amplus** Gardner, Mem. N. Y. Bot. Gard. 7: 56, pl. 11, f. 3. 1927.

In mud by the bridge over the stream, Rio Piedras, 72; on the way to the Experiment Station, Rio Piedras, 179; on earth, bank of Turabo river, Caguas, 489; on the earth, Utuado, 1505, 1573. Type locality, Rio Piedras.

5. **Microcoleus vaginatus monticola** (Kuetz.) Gom. Ann. Sci. Nat. Bot. VII, 15: 350. 1892.

Chthonoblastus monticola Kuetz. Phyc. Gen. 197. 1843.

On rocks by the road from San Lorenzo, 527c. Type locality, Trieste.

6. **Microcoleus vaginatus Vaucherii** (Kuetz.) Gom. Ann. Sci. Nat. Bot. VII, 15: 356. 1892.

Chthonoblastus Vaucheri Kuetz. Phyc. Gen. 197. 1843.

On earth near the bridge, Caguas, 457a.

7. **Microcoleus paludosus acuminatus** Gardner, Mem. N. Y. Bot. Gard. 7: 57, pl. 11, f. 5. 1927.

On a wall in Fort San Cristobal, San Juan, 2013a. Type locality, San Juan.

8. **Microcoleus tenerrimus** Gom. Ann. Sci. Nat. Bot. VII, 15: 355, pl. 14, figs. 9–11. 1892.

On *Rhizophora* roots in the littoral belt, Culebra Island, Howe, 4281a. Type locality, Guadeloupe.

A considerable number of specimens of this species were detected in association with *Lyngbya Baculum aeruginosa* Gardner.

Gomont (loc. cit.) quotes as a synonym *Microcoleus oligothrix* Crouan, in "Schramm et Mazé, Essai de classification des Algues de la Guadalupe, 30. 1865; Mazé et Schramm" ibidem, "2nd edition p. 20." In the second edition, at least, *Chthonoblastes oligothrix* Kuetzing, collected in Cuba, is quoted as the material upon which Crouan based the combination *M. oligothrix*. If Crouan's and Kuetzing's material are of the same species it would seem that the proper combination for the species under discussion would be *Microcoleus oligothrix* (Kuetz.) Gom. since Kuetzing gave a good diagnosis of the species in Sp. Alg. 261, 1843, and Cuba would be the type locality. Crouan's name is a *nomen nudum*.

33a. **HYDROCOLEUM** Kuetz. Phyc. Gen. 196. 1843.

Type species, *Hydrocoleum homoeotrichum*.

- | | |
|---|-------------------------------------|
| 1. Sheaths pinkish-red at maturity; trichomes 5-6 μ diam. | 1. <i>H. rufescens</i> . |
| 1. Sheaths hyaline at maturity; trichomes larger | 2. |
| 2. Trichomes 18-24 μ diam. | 2. <i>H. cantharidosmum</i> . |
| 2. Trichomes 8-16 μ diam. | 3. |
| 2. Trichomes 6.3-6.5 μ diam. | 5. <i>H. Boergesenii</i> . |
| 3. Filaments distinct for the most part | 3. <i>H. lyngbyaceum</i> . |
| 3. Filaments confluent | 4. <i>H. lyngbyaceum rupestre</i> . |

1. **Hydrocoleum rufescens** Gardner, Mem. N. Y. Bot. Gard. **7**: 57. 1927.

On red soil at the Experiment Station, Mayaguez, 972. Type locality, Mayaguez.

2. **Hydrocoleum cantharidosmum** (Mont.) Gom. Jour. de Bot. **4**: 353. 1890.

Lynghya cantharidosma Montagne, Hist. Nat. Canar. **3**: 188, 1840.

Forming yellowish gelatinous masses on rocks, Culebra Island, *Howe*, 4250; St. Croix, *Boergesen*, 1465, 1489; Cruxbay, St. Jan, *Boergesen*, 2112. Type locality, Canary Islands.

3. **Hydrocoleum lyngbyaceum** Kuetz. Sp. Alg. 259. 1849. (description)
Tab. Phyc. **1**: 37, pl. 51, f. 1. 1849 (illustration).

In each of these publications the author cites the other work. It is difficult to determine which publication actually came from the press first.

On stones and on other algae, San Juan, *Howe*, 2116; Santurce, San Juan, *Howe*, 2199; Point Borinquen, near Aguadilla, *Howe*, 2437 and 2457. Epiphytic on *Cymopolia* sp., Muertos Island (Caja de Muertos), *Howe*, 7478. Lt. Princess, St. Croix, *Boergesen*, 15; St. Thomas, *Boergesen*, 1085. Type locality, coast of France.

4. **Hydrocoleum lyngbyaceum rupestre** Kuetz. (loc. cit.).

On rocks and on other algae, in the littoral and upper sublittoral belts, Santurce, San Juan, *Howe*, 1903, 1925, 1964, 1988, 2007, 2113; Point Borinquen, near Aguadilla, *Howe*, 2478; epiphytic, Aguadilla, *Howe*, 2331; Culebra, *Howe*, 4354; east of Guanica Harbor, on stones, *Howe*, 7310 and 7321; on other algae and stones, east of the mouth of Guanica Harbor, *Howe*, 7322; Muertos Island (Caja de Muertos), *Howe*, 7501. Type locality, Calvados, northern France.

5. **Hydrocoleum Boergesenii** sp. nov.

Filaments moderately elongated, relatively narrow and smooth, unbranched, closed at the apices, 30-50 μ diam., enclosing 1-7 trichomes in any cross diameter, but many more throughout their entire length; sheath hyaline, homogeneous, moderately firm; trichomes pale aeruginous, 6.3-6.5 μ diam., scattered or entwined about each other within the sheath, attenuated at the apices, straight, not capitate; apical cell blunt-conical, in part with a very slightly thickened end wall; cells short, 1.8-2.2 μ long, with homogeneous contents.

Christianssted's Lagoon, St. Croix, spring, 1892, *F. Boergesen*. Type.

Only a single small specimen of this species appears in the collections of Dr. Boergesen from the Danish West Indies, hardly sufficient to give much character to the habit of growth. It has overlapping characters of the two genera, *Hydrocoleum* and *Microcoleus*. The shortness of the cells and the paucity of trichomes within the sheath are characters linking it with the former, but the trichomes are noncapitate, opposite to the condition said to be characteristic of that genus. The number of trichomes within a sheath is usually larger in the genus *Microcoleus* and they are usually relatively narrow, but some are reported to be as wide or even wider than these of *H. Boergesenii* and the apices may or may not be capitate.

Suborder 2. HETEROCYSTINEAE

1. Filaments unbranched; trichomes not tapering, monosiphonous. 4. NOSTOCACEAE.
1. Filaments branched (except in *Microchaete*).....2.
 2. With true branching; filaments polysiphonous or, more rarely, monosiphonous.....7. STIGONEMATACEAE.
 2. With false branching.....3.
3. Filaments and trichomes not normally tapering upwards, branching single or geminate.....5. SCYTONEMATACEAE.
3. Filaments tapering, often terminating in a narrow hair on the upper end.....6. RIVULARIACEAE.

Family 4. NOSTOCACEAE

1. Trichomes more or less contorted and with a more or less ample sheath, in part free floating.....2.
1. Trichomes usually short and straight, sheath relatively thin.....3.
 2. Colonies more or less definite in form.....35. *Nostoc*.
 2. Colonies without definite form, or the filaments floating free. 34. *Anabaena*.
3. Heterocysts single and terminal.....36. *Cylindrospermum*.
3. Heterocysts several, intercalary.....37. *Nodularia*.

34. ANABAENA Bory, Dict. Class. 1: 307. 1822.

Type species, *Anabaena oscillarioides*.

1. Plants producing but one, or rarely two, spores.....5. *A. unispora*.
1. Plants producing more than one spore, if these are known.....2.
 2. Plants epiphytic; trichomes 5-5.3 μ diam.; heterocysts spherical, 6-6.3 μ diam.....10. *A. epiphytica*.
 2. Plants not epiphytic.....3.
3. Trichomes 2.3-2.5 μ diam.; cells compressed-spherical; heterocysts spherical, 2.6-3 μ diam.....1. *A. delicatissima*.
3. Trichomes more than 2.5 μ diam.....4.
 4. Resting spores beginning to develop near the center between the heterocysts, i. e. centripetal.....5.
 4. Resting spores beginning next to the heterocysts, i. e. centrifugal.....7.
5. Resting spores 2-4-catenate; cells subspherical, 3.2-4 μ diam.. 2. *A. aeruginosa*.
5. Resting spores more than 4-catenate.....6.
 6. Resting spores seriate or discontinuous, 5-6.5 $\mu \times$ 6-7.5 μ , walls hyaline; trichomes 3.5-4.5 μ diam.....3. *A. subtropica*.
 6. Resting spores 10-15-catenate, 7-8 $\mu \times$ 12-15 μ , wall yellowish; trichomes 4.8-5.2 μ diam.....6. *A. lutea*.
7. Trichomes 7-8 μ diam.; heterocysts spherical, 10 μ diam.. 11. *A. portoricensis*.
7. Trichomes 7 μ or less in diam.....8.
 8. Heterocysts cylindrical, 5-6 $\mu \times$ 9-12 μ ; cells cylindrical, 4.8-5.2 μ diam., quadrate.....9. *A. Willei*.
 8. Heterocysts cylindrical, 7.5-8 μ diam., with thickened end walls; cells 6.2-7 μ diam.....12. *A. marina*.
 8. Heterocysts spherical to dolioform.....9.

9. Heterocysts usually dolioform, $5 \mu \times 8-10 \mu$, cells cylindrical, $4-4.5 \mu \times 8-10 \mu$; spores about $10 \mu \times 20 \mu$4. *A. mediocris*.
9. Heterocysts spherical to subspherical.....10.
10. Spores 1-3-catenate, $8-10 \mu \times 20-40 \mu$; apical cell blunt.
7. *A. oscillarioides*.
10. Spores 2-8-catenate, usually smaller; apical cell conical.
8. *A. oscillarioides stenospora*.
1. **Anabaena delicatissima** Gardner, Mem. N. Y. Bot. Gard. **7**: 61, pl. 12, f. 12. 1927.
Collected by Dr. W. C. Earle in the vicinity of Manati, Porto Rico. Type locality, Manati, Porto Rico.
2. **Anabaena aeruginosa** Gardner, Mem. N. Y. Bot. Gard. **7**: 60, pl. 12, f. 11. 1927.
In a stream about five kilometers east of Coamo, 237b. Type locality, near Coamo.
3. **Anabaena subtropica** Gardner, Mem. N. Y. Bot. Gard. **7**: 59, pl. 12, f. 9. 1927.
In a stream about five kilometers east of Coamo, 235b; in a pool between Hatillo and Arecibo, 1345. Type locality, near Coamo.
4. **Anabaena mediocris** Gardner, Mem. N. Y. Bot. Gard. **7**: 61, pl. 12, f. 13. 1927.
In a ditch near Mayaguez, 1004; in a pool between Hatillo and Arecibo, 1355; Manati, Walter C. Earle. Type locality, Mayaguez.
5. **Anabaena unispora** Gardner, Mem. N. Y. Bot. Gard. **7**: 59, pl. 12, f. 8. 1927.
In a pool near the Park, Santurce, 44c, 49a, 51d. Type locality, Santurce.
6. **Anabaena lutea** Gardner, Mem. N. Y. Bot. Gard. **7**: 58, pl. 12, f. 7. 1927.
In a small stream about five kilometers east of Coamo, 237c; on the earth about five kilometers south of Adjuntas, 1665. Type locality, near Adjuntas.
7. **Anabaena oscillarioides** Bory, Dict. Class. **1**: 308. 1822.
On red mud, Mayaguez, 894; on the earth and in pools between Hatillo and Arecibo, 1342, 1404; in stagnant water and in a pool by the stream about five kilometers north of Utuado, 1585, 1588; in a ditch in wet fields, Ponce, 1670d.
8. **Anabaena oscillarioides stenospora** Born. & Flah. Ann. Sci. Nat. Bot. VII, **7**: 236. 1888.
Collected by Dr. W. C. Earle in the vicinity of Manati, Porto Rico. Type locality not definitely stated but is somewhere in the United States.
9. **Anabaena Willei** Gardner, Mem. N. Y. Bot. Gard. **7**: 60, pl. 12, f. 10. 1927.
In a stream about five kilometers east of Coamo, 237; in a ditch in wet fields, Ponce, 1670a; in a pool, Jayuya, 1750. Type locality, Jayuya.
10. **Anabaena epiphytica** Gardner, Mem. N. Y. Bot. Gard. **7**: 61. 1927.
Among water plants near the reservoir at the Experiment Station, Rio Piedras, 154b; in a water basin west of the Experiment Station, Rio Piedras, 1946a, 1947. Type locality, near Rio Piedras.
11. **Anabaena portoricensis** Gardner, Mem. N. Y. Bot. Gard. **7**: 62, pl. 12, f. 14. 1927.
In a ditch in wet fields, Ponce, 1670b. Type locality, Ponce.

12. *Anabaena marina* sp. nov.

Filaments mainly parallel and closely associated in a very soft, homogeneous secretion of indefinite expansion, often forming symplocoid fascicles around the margin, bright green in color; cells subcylindrical, constricted at the cross walls, 6.2–7 μ diam., quadrate to slightly longer than broad; heterocysts cylindrical to slightly dolioform, 7.5–8 μ diam., about one-third longer than broad, usually with thickened end walls; spores unknown.

Ballena Bay, near Guanica, *Howe*, 6940; at the mouth of Guanica Harbor, *Howe* 6992b; reefs and cays west of the mouth of Guanica Harbor, *Howe*, 7279. Lt. Princess, St. Croix, *Boergesen*; St. Croix Island, Coakley Bay, *Boergesen*, 1360; St. Jan, Cruz Bay, *Boergesen* 2109. Type, *Howe*, 7279.

The relatively large size of the cells, the shape and structure of the heterocysts, in connection with the marine habitat, rather unusual for the genus *Anabaena*, make this species seem amply distinct from all others as to warrant assigning to it specific rank. Unfortunately the absence of spores in all of the specimens at hand leaves some doubt as to its identity. The measurements indicate an affinity with *Anabaena Thwaitesii* (Ralfs) Cook, a species found inhabiting brackish water.

35. NOSTOC Vauch. Hist. Conferv. 203. 1803.

Type species, *Nostoc commune*.

1. Colonies exceedingly irregular and variable in form and size at maturity; tegument soft, gelatinous. 2.
1. Colonies varying from spherical to irregular at maturity; tegument firm 7.
2. Cells spherical to subspherical. 3.
2. Cells cylindrical to subcylindrical. 5.
3. Resting spores unknown; heterocysts spherical, one- to several-catenate, 7 μ diam. 7. *N. commune*.
3. Resting spores known, spherical, ellipsoidal to cylindrical. 4.
4. Heterocysts subspherical to oblong, 4.5–6 μ diam.; spores spherical, 6–7 μ diam. 1. *N. piscinale*.
4. Heterocysts subspherical, 3 μ diam.; spores spherical to slightly dolioform, 4–6 μ diam.; spore wall yellowish brown. 5. *N. humifusum*.
5. Resting spores unknown; heterocysts 4–5 μ diam.; cells 2.2–3.5 μ .
4. *N. margaritaceum*.
5. Resting spores known. 6.
6. Heterocysts spherical, 3 μ diam.; spores 3.8–4.2 $\mu \times$ 6.8–7.5 μ ; cells 2.5 $\mu \times$ 5 μ 2. *N. simulans*.
6. Heterocysts subspherical to oblong, 6–7 $\mu \times$ 6–14 μ ; spores same shape, 6–8 $\mu \times$ 14–19 μ ; cells 4 $\mu \times$ 4–16 μ . 3. *N. ellipsosporum*.
7. Resting spores unknown. 8.
7. Resting spores known. 10.
8. Colonies 5–8 cm. diam.; cells spherical to compressed lengthwise of the trichome, 4.6–5.2 μ diam.; heterocysts 5.8–6.4 μ diam. 6. *N. membranaceum*.
8. Colonies less than 1 cm. diam. 9.
9. Colonies 1 mm. or less diam.; cells 1–1.2 μ diam. 9. *N. minutissimum*.
9. Colonies 2 mm. or less diam.; cells 3.6–4.8 μ diam. protoplast violet.
11. *N. Brittonii*.
10. Colonies less than 1 mm. diam. 11.
10. Colonies 1 mm. or more diam. 12.
11. Colonies up to 0.5 mm.; cells spherical to dolioform, olive-green to violet; heterocysts spherical, 6–7.4 μ diam.; sheath almost transparent. 12. *N. album*.
11. Colonies up to 0.6 mm. diam.; cells subspherical to compressed, 3–3.6 μ diam.; heterocysts spherical, 6–6.5 μ diam., spores spherical, 4.7–5.6 μ diam. 13. *N. sphaerosporum*.
12. Trichomes 4–5 μ diam.; resting spores oval, 5 $\mu \times$ 7 μ diam., with dark walls. 8. *N. sphaericum*.

12. *Trichomes* 3.7–4 μ diam.; resting spores cylindrical, 7–9 μ \times 14–20 μ10. *N. Willei*.
 12. *Trichomes* 1.4–1.8 μ diam.; resting spores subcylindrical, 3 μ \times 6 μ14. *N. ellipsoideum*.

1. ***Nostoc piscinale*** Kuetz. Phyc. Gen. 208. 1843.

In a stream about five kilometers east of Coamo, 235, 1888. Type locality, Bruckdorf, not far from Halle.

2. ***Nostoc simulans*** Gardner, Mem. N. Y. Bot. Gard. 7: 63. 1927.

In cavities in the wall of a house at Maricao, 1117. Type locality, Maricao.

3. ***Nostoc ellipso sporum*** (Desm.) Rab. Fl. Eur. 2: 169. 1865.

Hormosiphon ellipso sporus Desm. Crypt. Fr. éd. II, n. 133.

On rocks in the shade, Coamo Springs, 269; on bark in a ravine, Coamo Springs, 1905a. Type locality, France.

4. ***Nostoc margaritaceum*** (Kuetz.) Rab. Fl. Eur. 2: 169. 1865.

Hormosiphon margaritaceus Kuetz. Sp. Alg. 301. 1849.

On chalk rocks by the road between Arecibo and Utuado, 1469a. Type locality, France.

5. ***Nostoc humifusum*** Carmichael; Harvey, in Hook. British Flora, 2: 399. 1833.

On wet rocks between Utuado and Adjuntas, 1645. Type locality, Appin.

6. ***Nostoc membranaceum*** Gardner, Mem. N. Y. Bot. Gard. 7: 64. 1927.

On sand rocks by the banks of the Rio Grande, near Sabana Grande, 942; in a water drain near a stream, Maricao, 1147. Type locality, near Sabana Grande.

7. ***Nostoc commune*** Vauch. Hist. Conferv. 222. 1803.

In a stream about five kilometers east of Coamo, 243; on wet sandy soil, Santurce, Heller, 26; on bank of a ditch, near Coamo Springs, Underwood & Griggs, 461; Alta de la Bandera, near Adjuntas, E. G. Britton and Delia W. Marble, 2147; on hard dry ground in a woods near Guanica, Howe, 2632; on red soil, Salinas de Guanica, Britton, Cowell, and Brown, 4921. Type locality not mentioned by Vaucher.

8. ***Nostoc sphaericum*** Vauch. Hist. Conferv. 223, pl. 16 f. 2. 1803.

On rocks in a ravine, Coamo Springs, 1908a. Type locality, Abano Baths, Italy.

9. ***Nostoc minutissimum*** Kuetz. Phyc. Gen. 204. 1843.

On the rocks in a waterfall on the way from Jayuya, 1796. Type locality, Dalmatia.

10. ***Nostoc Willei*** Gardner, Mem. N. Y. Bot. Gard. 7: 62. 1927.

On trunks of trees in the woods, Coamo Springs, 267. Type locality, Coamo Springs.

11. ***Nostoc Brittonii*** Gardner, Mem. N. Y. Bot. Gard. 7: 62. 1927.

On shaded earth near the "Campo," south of Maricao, 1229c, 1290a. Type locality, near Maricao.

12. **Nostoc album** Gardner, Mem. N. Y. Bot. Gard. **7**: 63. 1927.
On moss by a stream near Maricao, 1149. Type locality, near Maricao.
13. **Nostoc sphaerosporum** Gardner, Mem. N. Y. Bot. Gard. **7**: 64. 1927.
On bark near Utuado, 1506a. Type locality, near Utuado.
14. **Nostoc ellipsoideum** Gardner, Mem. N. Y. Bot. Gard. **7**: 64. 1927.
On rocks in the vicinity of Jayuya, 1797. Type locality, near Jayuya.

36. **CYLINDROSPERMUM** Kuetz. Phyc. Gen. 211. 1843.

Type species, *Cylindrospermum majus*.

1. Resting spores 10–15 μ diam., 20–30 μ long, wall papillate, dark . . . 1. *C. majus*.
1. Resting spores smooth 2.
2. Cells cylindrical, 2–2.5 μ diam., 2 times as long; spores 8–9 μ
diam., 18–20 μ long 3. *C. minutissimum*.
2. Cells 3–4.7 μ diam., 4 μ long; spores 9–12 μ diam., 10–20 μ long;
walls a dark golden color 2. *C. muscicola*.

1. **Cylindrospermum majus** Kuetz. Phyc. Gen. 212. 1843.

In a stream about five kilometers east of Coamo, 221c. Type locality, "Wangerooge."

2. **Cylindrospermum muscicola** Kuetz. Phyc. Germ. 173. 1845.

On damp earth near the road west of Humacao, 585. Type locality, "im Oberharz."

3. **Cylindrospermum minutissimum** Collins, Erythea, **4**: 120. 1896.

On a wall in the town of Maricao, 1275; on damp rocks about twelve kilometers north of Utuado, 1518. Type locality, Malden, Massachusetts.

37. **NODULARIA** Mertens, in Juergens, Alg. aquat. Dec. XV, no. 4, 1822.

Type species, *Nodularia spumigena*.

1. Filaments 9–10.5 μ diam.; trichomes 8.4–8.8 μ diam. 1. *N. Willei*.
1. Filaments 4.7–5 μ diam.; trichomes 3–3.8 μ diam. 2. *N. epiphytica*.

1. **Nodularia Willei** Gardner, Mem. N. Y. Bot. Gard. **7**: 65, pl. 12, f. 15. 1927.

In a pool near Laguna Guanica, 1817a. Type locality, Laguna Guanica.

2. **Nodularia epiphytica** Gardner, Mem. N. Y. Bot. Gard. **7**: 65, pl. 12, f. 16. 1927.

On the bark of trees in shady places, Coamo Springs, 282d; on limestone, Hato Arriba, Arecibo, 1415a. Type locality, Arecibo.

Family 5. **SCYTONEMATACEAE**

1. Plants unbranched; heterocysts basal and intercalary; cells cylindrical 38. *Microchaete*.
1. Plants unbranched; heterocysts intercalary; cells moniliform. 38a. *Hormothamnium*.
1. Plants with false branching; heterocysts intercalary 2.
2. Branching usually geminate between the heterocysts; sheath usually thick, more or less colored, and in part lamellose. 39. *Scytonema*.
2. Branching usually single between the heterocysts 3.

3. Filaments usually relatively short; sheaths thick and colored; usually aerial. 40. *Hassallia*.
 3. Filaments usually longer, with small diameter, hyaline sheath, and aquatic. 41. *Tolypothrix*.

38. **MICROCHAETE** Thur. Ann. Sci. Nat. Bot. VI, 1: 378. 1875.

Type species, *Microchaete grisea*.

1. **Microchaete tenera tenuior** Gardner, Mem. N. Y. Bot. Gard. 7: 71. 1927.
 Among Hepaticae by the road near Adjuntas, 1571. Type locality, near Adjuntas.

38a. **HORMOTHAMNIUM** Grunow, Reise der Novara, Alg. 31. 1868.

Type species *H. enteromorphoides*.

1. **Hormothamnium enteromorphoides** Grunow (loc. cit.) pl. 1, f. 25. 1868.

In the lower littoral and upper sublittoral belts. San Juan, *Howe*, 2115, 2225, and 2290; Guanica Harbor, *Howe*, 2590; Culebra Island, *Howe*, 4221; near Tallaboa, *Howe*, 4417. Type locality, Guadeloupe Island.

39. **SCYTONEMA** Ag. Syst. Alg. 38. 1824.

Type species *Scytonema Myochrous* based on *Conferva Myochrous* Dillwin.

1. Plants marine. 32.
 1. Plants not marine. 2.
 2. Sheath homogeneous or lamellose; if lamellose, the lamellae parallel. 3.
 2. Sheath lamellose, the lamellae divergent, at times ocreate. 24.
 3. Sheath homogeneous. 4.
 3. Sheath lamellose with parallel lamellae. 18.
 4. Sheath always hyaline. 5.
 4. Sheath more or less colored. 7.
 5. Filaments 6-8 μ diam.; trichomes 5.5-6.5 μ diam. at the apices. 3. *S. tenue*.
 5. Filaments over 8 μ diam. 6.
 6. Filaments 10-13 μ diam.; trichomes 6-9 μ diam. at the apices.
 6. *S. subgelatinosum*.
 22. *S. lynchbyoides*.
 7. Trichomes 2-3 μ diam.; sheath hyaline when young, becoming dark when old. 1. *S. tenuissimum*.
 7. Trichomes more than 3 μ diam. 8.
 8. Trichomes torulose, at least in the apical region. 9.
 8. Trichomes non-torulose. 11.
 9. Apices of the filaments very decidedly thickened. 21. *S. capitatum*.
 9. Apices of the filaments not perceptibly thickened. 10.
 10. Filaments 200-300 μ long, 12-16 μ diam., trichomes 10-12 μ diam. 15. *S. tenellum*.
 10. Filaments much longer, 20-25 μ diam. 23. *S. Milleri majus*.
 11. Filaments up to 20 μ or more diam. 12.
 11. Filaments less than 20 μ diam. 14.
 12. Sheath punctate; filaments 18-26 μ diam. 19. *S. punctatum*.
 12. Sheath not punctate. 13.
 13. Filaments straight or arcuate, 18-22 μ diam. 9. *S. ocellatum majus*.
 13. Filaments more or less spirally twisted, 15-20 μ diam. 16. *S. spirulinoides*.
 14. Filaments 15-19 μ diam.; trichomes 12-14 μ diam.
 10. *S. ocellatum constrictum*.
 14. Filaments 15 μ or less diam. 15.
 15. Filaments up to 12.5 μ diam. 16.

15. Filaments up to 15 μ diam. 17.
 16. Filaments 7–12 μ diam.; trichomes 5–10 μ diam. 4. *S. Hofmanni*.
 16. Filaments 9.5–12.5 μ diam.; trichomes 7–9 μ diam.
 13. *S. javanicum pallidum*.
 17. Filaments 12–15 μ diam.; trichomes 9–12 μ diam.; protoplast dark
 greenish to violet 12. *S. javanicum*.
 17. Filaments 13.8–15 μ diam.; much contorted 14. *S. javanicum distortum*.
 18. Protoplast purplish 19.
 18. Protoplast not purplish 20.
 19. Filaments 14–18 μ diam. 8. *S. ocellatum purpureum*.
 19. Filaments 24–32 μ diam. 20. *S. magnum*.
 20. Filaments up to 24 μ diam. 21.
 20. Filaments up to 18 μ diam. 22.
 21. Filaments 19–24 μ diam.; trichomes 3.5–4 μ diam. 2. *S. amplum*.
 21. Filaments 15–21 μ diam.; trichomes 10–16 μ diam. 17. *S. guyanense*.
 21. Filaments 15–20 μ diam.; trichomes 9–13 μ diam.
 17a. *S. guyanense epiphyllum*.
 22. Trichomes up to 14 μ diam. 25.
 22. Trichomes up to 11 μ diam. 24.
 23. Filaments 12–18 μ diam.; trichomes 6–7 μ , up to 13 μ , diam. at the
 apices; cells 2–4 times as long in the older parts of the trichomes.
 18. *S. guyanense minus*.
 23. Filaments 10–18 μ diam.; trichomes 6–14 μ diam.; cells quadrate or
 less 7. *S. ocellatum*.
 24. Filaments 10–15 μ diam.; trichomes 5–10 μ diam.; cells 2.3–5
 times as long 5. *S. pulchellum*.
 24. Filaments 15–18 μ diam.; trichomes 9–11 μ diam.; cells up to
 35 μ long 11. *S. longiarticulatum*.
 25. Sheath not ocreate 26.
 25. Sheath more or less ocreate 27.
 26. Filaments 34–42 μ diam.; trichomes up to 25 μ diam. 30. *S. variabile*.
 26. Filaments 15–20 μ diam.; trichomes 6–8 μ diam.; sheath more
 or less gelatinous 31. *S. crustaceum*.
 27. Sheath subgelatinous or mucilaginous 28.
 27. Sheath firm, not gelatinous 29.
 28. Filaments 18–26 μ diam.; trichomes moniliform, subgelatinous.
 27. *S. catenulum*.
 28. Filaments 12–30 μ diam.; trichomes 9–15 μ diam.; cells dolio-
 form at the apices of the trichomes 32. *S. velutinum*.
 29. Filaments up to 21 μ diam. 30.
 29. Filaments over 21 μ diam. 31.
 30. Filaments 15–21 μ diam.; trichomes 6–12 μ diam. 24. *S. mirabile*.
 30. Filaments 9.5–13 μ diam.; trichomes 7–9 μ diam. at the apices,
 diminishing to 3 μ diam. in older parts 28. *S. multiramum*.
 31. Filaments 450–600 μ long, 25–32 μ , up to 40 μ , diam.; trichomes
 10–14 μ diam., clavate 29. *S. evanescens*.
 31. Filaments 1–2 mm. long, 22–28 μ diam.; trichomes 9–14 μ diam.
 25. *S. mirabile majus*.
 31. Filaments 2–15 mm. long; 18–36 μ diam.; trichomes 6–12 μ diam.
 26. *S. Myochrous*.
 32. Filaments 28–34 μ thick; sheaths with parallel lamellae
 34. *S. Boergesenii*.
 32. Filaments 12–24 μ thick; sheaths homogeneous 33. *S. polycystum*.

1. *Scytonema tenuissimum* Schmidle, Flora, 84: 323. 1897.

On the earth near Maricao, 1037a; on sandstone between Hatillo and Arecibo, 1367; on the earth at Hato Arriba, Arecibo, 1440; on sandstone and on the earth between Hato Arriba and Arecibo, 1443c, 1444, 1448; on the earth at Utuado, 1495, 1501; on rocks about ten kilometers north of Utuado, 1548b. Type locality, "Papuasiae."

2. **Scytonema amplum** W. and G. S. West, Jour. Linn. Soc. **30**: 270, *pl. 16, f. 14-16*. 1895.

La Chiquita near Maricao, 1143. Type locality, summit of Trois Pitons, Dominica.

3. **Scytonema tenue** Gardner, Mem. N. Y. Bot. Gard. **7**: 78, *pl. 17, f. 36*. 1927.

On rocks by a reservoir, Rio Piedras, 106; on a water drain near a stream; Maricao, 1150, 1152a. Type locality, Rio Piedras.

4. **Scytonema Hofmanni** Ag. Syn. Alg. 117. 1817.

On a wall by the road, Santurce, 1; on rocks by the reservoir, Rio Piedras, 107, 108a; on rocks, walls, bark and in the water, Coamo Springs, 270, 290, 312, 368, 406b, 1919; on the stems of bamboo, Caguas, 437; on stone west of Humacao, 572; on the wall of a bridge at San Martin, Fajardo, 726; on stones near Hacienda Catalina, Palmer, 791; on rocks, Laguna Tortuguero, 855; on the bark of trees and on serpentine rock north of Sabana Grande, 941, 945; on shaded earth near the "Campo," Maricao, 1229b; on rocks and on earth near Maricao, 1252, 1280; on earth and on sandstone between Hatillo and Arecibo, 1366, 1381, 1383, 1397, 1443b; on rocks near Arroyo de los Corchos, 1718b; on sandstone near Guanica, 1832; on rocks about seven kilometers east of Coamo, 1881; on bark in a ravine near Coamo, 1896a; on the ground, Cayo Muertos, Britton, Cowell and Brown, 5083; on shaded limestone, Punta Peñones, Montalva, Britton, Cowell and Brown, 4847. Type locality, "Jäder Westmanniae."

5. **Scytonema pulchellum** Gardner, Mem. N. Y. Bot. Gard. **7**: 76, *pl. 16, f. 33*. 1927.

On rocks near Utuado, 1494, 1574b; on earth near Utuado, 1501a; with moss in the shade about three kilometers north of Utuado, 1605; on rocks by a brook west of Humacao, 592; on rocks and on red earth by the road, Hacienda Catalina, Palmer, 775, 777, 779, 781, 789, 790; on rocks near Laguna Tortuguero, 852a, 854; on red earth on the road to Monte Montoso, Maricao, 1068. Type locality, near Utuado.

6. **Scytonema subgelatinosum** Gardner, Mem. N. Y. Bot. Gard. **7**: 74, *pl. 15, f. 29*. 1927.

On rocks near a reservoir in Rio Piedras, 108; on rocks at the Experiment Station, Rio Piedras, 174; on rocks by the road to Monte Montoso, Maricao, 1066; on earth by the road north of Maricao, 1246. Type locality, Rio Piedras.

7. **Scytonema ocellatum** (Dillw.) Lyngb. Hydr. Dan. 97, *pl. 38*. 1819.

Conferva ocellata Dillw. Brit. Conferv. Introd. 60, and Suppl. *pl. D*.

In a reservoir at Rio Piedras, 118; on the outside of the wall of the reservoir west of the Experiment Station, Rio Piedras, 214; in a stream about five kilometers east of Coamo, 237e; on serpentine rock north of Sabana Grande, 933; on the garden wall, Hotel Paris, Mayaguez, 991; on rocks with moss at the "Campo," Maricao, 1238; on the earth at Laguna Joyuda, Mayaguez, 1297; in depressions in the limestone between Hatillo and Arecibo, 1386; on old bark at Hato Arriba, Arecibo, 1439; on bark at Utuado, 1506; on leaves on the limestone at Guanica, 1847; on rocks about seven kilometers east of Coamo, 1863; on rocks and on bark in a ravine near Coamo Springs, 1901, 1922. Type locality, near Southampton, England.

8. **Scytonema ocellatum purpureum** Gardner, Mem. N. Y. Bot. Gard. **7**: 79. 1927.

On soil, Coamo Springs, 292c; on soil near a waterfall about twelve kilometers north of Ponce, 1686. Type locality, Coamo Springs.

9. **Scytonema ocellatum majus** Gardner, Mem. N. Y. Bot. Gard. **7**: 79. 1927.

On limestone at the Hacienda, Laguna Tortuguero, 867; on rocks by a stream near Maricao, 1157; Cayo Muertos, Britton, Cowell and Brown, 5082. Type locality, Laguna Tortuguero.

10. **Scytonema ocellatum constrictum** Gardner, Mem. N. Y. Bot. Gard. **7**: 79. 1927.

On rocks by the road north of Maricao, 1253. Type locality, near Maricao.

11. **Scytonema longiarticulatum** Gardner, Mem. N. Y. Bot. Gard. **7**: 73, pl. 15, f. 28. 1927.

On shaded earth near the "Campo," Maricao, 1229a; on rocks at Jayuya, 1768. Type locality, Maricao.

12. **Scytonema javanicum** (Kuetz.) Born.; Born. & Thuret, Not. Alg. 148. 1880.

Symphysiphon javanicus Kuetz. Sp. Alg. 323. 1849.

On a wooden house and on trunks of palms, Santurce, 4, 23a, 27; on bark of trees near the harbor, San Juan, 59; on the wall of the tramway station, Rio Piedras, 81; on rocks near the Experiment Station, Rio Piedras 174; on bark and on rocks near Coamo Springs, 281, 358; on walls, Caguas, 438, 460, 461; on water plants in the river, Caguas, 465; on earth on the bank of the Turabo River, 488; on rocks on the road to San Lorenzo, 496; on rocks, earth and bark, near Humacao, 566, 567, 631; on rocks in the stream, Fajardo, 683, 687, 690, 692, 694; on old wood near Hacienda Catalina, Palmer, 747; on bark by the Hacienda, Laguna Tortuguero, 864; on serpentine rock, Mayaguez, 896; on lava, serpentine rock and a church wall, near Sabana Grande, 921, 923, 926a, 932, 934, 937, 938, 946, 961; on a wall and on bark, Experiment Station, Mayaguez, 964, 977; on the garden wall, Hotel Paris, Mayaguez, 986; on rocks near and on a house wall in Maricao, 1042, 1045, 1046, 1048, 1274; on trees, earth, and wood on the road near Maricao, 1086, 1100, 1165; on earth, rocks, and bark near Mayaguez, 1182, 1303, 1331; on limestone and earth between Hato Arriba and Arecibo, 1442, 1452, 1471; on rocks and palms near Utuado, 1569, 1628, 1658a; on shaded earth near Coral Vicho, near Ponce, 1682; near a waterfall on the road to Jayuya, 1778a; on bark in limestone near Guanica, 1839; Punta Aguila, Britton, Cowell and Brown, 4695; on Limestone hill, vicinity of Guanica, Britton, Cowell and Brown, 4898. Type locality, Java.

13. **Scytonema javanicum pallidum** Gardner, Mem. N. Y. Bot. Gard. **7**: 81. 1927.

On serpentine rock near Mayaguez, 899a. Type locality, near Mayaguez.

14. **Scytonema javanicum distortum** Gardner, Mem. N. Y. Bot. Gard. **7**: 81. 1927.

On logs north of Mayaguez, 1000. Type locality, Mayaguez.

15. **Scytonema tenellum** Gardner, Mem. N. Y. Bot. Gard. **7**: 80, pl. 18, f. 38. 1927.

On lava rock north of Sabana Grande, 936a. Type locality, near Sabana Grande.

16. **Scytonema spirulinoides** Gardner, Mem. N. Y. Bot. Gard. **7**: 80, pl. 18, f. 37. 1927.

On rocks along the road to San Lorenzo, 534. Type locality, near San Lorenzo.

17. **Scytonema guyanense** (Mont.) Born. & Flah. Ann. Sci. Nat. Bot. VII, 5: 94. 1887.

Symphosiphon guyanensis Mont. Ann. Sci. Nat. Bot. IV. 12: 171. 1859.

On a wall by the shore road under the Governor's Palace, San Juan, 58, 60; on moss on the earth by the reservoir west of the Experiment Station, Rio Piedras, 212; on old wood at the Hotel Paris, Mayaguez, 589; on rocks, bark, and earth in and near Maricao, 1095, 1130, 1147, 1158, 1230, 1273; on limestone on the road between Arecibo and Utuado, 1469, 1475; on serpentine rock at Utuado, 1503; on rocks about ten kilometers north of Utuado, 1526, 1545, 1557, 1559; on the earth between Utuado and Adjuntas, 1662; on rocks and on bark north of Ponce, 1681e, 1812; on rocks in Jayuya, 1771; on rocks in the stream about five kilometers east of Coamo, 1875; on rocks in a ravine near Coamo Springs, 1898b. Type locality, Cayenne, French Guiana.

- 17a. **Scytonema guyanense epiphyllum** var. nov. PLATE 2, fig. 12.

Filaments prostrate, creeping, single or associated into small groups; main filaments 15–20 μ diam., young ramuli of less width; sheath yellowish brown, lamellose in the older parts, the lamellae parallel; trichomes 9–13 μ diam.; cells variable in shape, in part cylindrical and quadrate, in part shorter and slightly dolioform; heterocysts mostly the same shape as the contiguous cells and frequently only a few cells from the apices.

Growing on the leaves of *Renalmia* sp., Las Marias, July 10, 1915, F. L. Stevens, 1175. The type.

The outstanding distinguishing feature of this variety of *S. guyanense* is its habitat and habit of growth. It does not form cushions of densely compact layers of erect filaments as is usually the case. On the contrary, it creeps close to the substratum and apparently its branches are prostrate and parallel with the same. There is more variation in the cell and in the sheath characters than is ordinarily represented in *S. guyanense*.

18. **Scytonema guyanense minus** Gardner, Mem. N. Y. Bot. Gard. 7: 79. 1927.

On lava between Arecibo and Utuado, 1455. Type locality, near Utuado.

19. **Scytonema punctatum** Gardner, Mem. N. Y. Bot. Gard. 7: 75, pl. 16, f. 32. 1927.

On rocks between Utuado and Adjuntas, 1658. Type locality, near Utuado.

20. **Scytonema magnum** Gardner, Mem. N. Y. Bot. Gard. 7: 75, pl. 16, f. 31. 1927.

On rocks in a brook about five kilometers north of Utuado, 1609; on rocks between Utuado and Adjuntas, 1661. Type locality, near Utuado.

21. **Scytonema capitatum** Gardner, Mem. N. Y. Bot. Gard. 7: 72, pl. 15, f. 27. 1927.

On rocks about ten kilometers north of Utuado, 1537a. Type locality, near Utuado.

22. **Scytonema lyngbyoides** Gardner, Mem. N. Y. Bot. Gard. 7: 78, pl. 17, f. 35. 1927.

On rocks in a brook about five kilometers north of Utuado, 1607; on rocks between Utuado and Adjuntas, 1646; Cayo Muertos, Britton, Cowell and Brown, 5084. Type locality, near Utuado.

23. **Scytonema Milleri majus** Gardner, Mem. N. Y. Bot. Gard. 7: 76. 1927.

On rocks by a stream near Maricao, 1166. Type locality, near Maricao.

24. **Scytonema mirabile** (Dillw.) Born. Bull. Sci. Bot. Fr. **36**: 12. 1889.

Conferva mirabilis Dillw. Brit. Conferv. pl. 96. 1808.

On trunks of palms in the Park, Santurce, 21, 29; on the wall below the Governor's palace, San Juan, 63; on rocks on the way to San Lorenzo, 525a; on stone west of Humacao, 577; in Laguna Tortuguero, 836; on serpentine rock near Mayaguez, 899b; on the earth north of Sabana Grande, 930a; on bark by the road to Monte Montoso, Maricao, 1087, 1088; on limestone in the mountains between Cabo Rojo and San German, 1193; on limestone between Arecibo and Utuado, 1476e; on rocks about ten kilometers north of Utuado, 1548a, 1552, 1567; on rocks and in a waterfall in and near Jayuya, 1771, 1778; on rocks in a ravine near Coamo Springs, 1906 I and II; on blocks of lava near Coamo Springs, 1916b. Type locality, Penllergare, near Swansea, Great Britain.

25. **Scytonema mirabile majus** Gardner, Mem. N. Y. Bot. Gard. **7**: 78. 1927.

On rocks about ten kilometers north of Utuado, 1563; on damp rocks about five kilometers north of Utuado, 1617. Type locality, near Utuado.

26. **Scytonema Myochrous** (Dillw.) Ag. Disp. Alg. Suec. 38. 1812.

Conferva Myochrous Dillw. Brit. Conferv. 131, pl. 19. 1802. Type locality, England.

On the shore of Laguna Tortuguero, 844, 849b; La Chiquita, near Maricao, 1144. Type locality, "In Alpine torrents, Beddgelert, and the lower regions of Snowdon." Dillw.

27. **Scytonema catenulum** Gardner, Mem. N. Y. Bot. Gard. **7**: 77, pl. 17, f. 34. 1927.

On rocks and on earth about ten kilometers north of Utuado, 1556, 1561, 1565; on rocks between Utuado and Adjuntas, 1643. Type locality, near Utuado.

28. **Scytonema multiramum** Gardner, Mem. N. Y. Bot. Gard. **7**: 81, pl. 18, f. 39. 1927.

On shaded rocks about ten kilometers north of Utuado, 1527. Type locality, near Utuado.

29. **Scytonema evanescens** Gardner, Mem. N. Y. Bot. Gard. **7**: 71, pl. 15, f. 26. 1927.

On limestone at Hato Arriba, Arecibo, 1397g, 1430; on limestone between Arecibo and Utuado, 1481, 1482. Type locality, near Arecibo.

30. **Scytonema variabile** Gardner, Mem. N. Y. Bot. Gard. **7**: 74, pl. 15, f. 30. 1927.

With moss on a water pipe near a stream, Maricao, 1149a, 1153. Type locality, Maricao.

31. **Scytonema crustaceum** Ag. Syst. Alg. 39. 1824.

On shaded earth, Coamo Springs, 296; on limestone between Arecibo and Utuado, 1476d; on rocks about ten kilometers north of Utuado, 1542 (?). Type locality, near Stockholm.

32. **Scytonema velutinum** Kuetz. Actien, 1836.

On limestone at Hato Arriba near Arecibo, 1406. Type locality, Abano Baths, Italy.

33. **Scytonema polycystum** Born. & Flah. Ann. Sci. Nat. Bot. VII, **5**: 90. 1887.

Growing on *Corallina* sp., dredged in 7 meters depth off Guanica Harbor, Howe, 7422.

This collection adds another locality for this seeming rare though amply distinct species of marine *Scytonema* and shows its wide distribution. The type locality is on the coast of New Caledonia. It was collected in the East Indies by the Siboga Expedition, and was reported by W. A. Setchell (Univ. Calif. Publ. Bot. 12: 67. 1926) from Arue Reef, Tahiti.

34. *Scytonema Boergesenii* sp. nov.

Filaments 28–34 μ diam., densely intertwined, tortuous, forming dark-brown mats 2–3 mm. thick, almost black on drying; sheath thick, composed of several parallel lamellae at maturity, light to dark yellowish brown, occasionally slightly ochreate; trichome bright aeruginous, 16–22 μ diam., slightly to decidedly torulose in the apical region, tapering to one half the apical diameter in the older parts except in secondary meristematic regions; cells one third to one half the diameter in meristematic regions, mostly quadrate in the older parts; heterocysts more or less quadrate to 2.5 times as long as the diameter; branching sparse in the material at hand.

Cambsy, St. Croix, *Boergesen*; Coral Bay, St. Jan, *Boergesen*, 131, September, 1905, the type.

Very few species of *Scytonema* are known to inhabit salt water. The size and other characters of the trichomes, the thickness, color, and laminated character of the sheath, make this species amply distinct from all other known species of like habitat.

35. *Scytonema* sp.

Growing on leaves. Dos Bocas, *F. L. Stevens*, 1054.

This species of *Scytonema* is rather remarkable in the possession of numerous apparently overlapping characters. The material seems to have been in active, growing condition when collected. Good examples of both single and geminate branching were observed, although neither kind is abundant. The filaments vary from 15 μ to 30 μ and the trichomes from 12 μ to 20 μ in diameter. The sheath is hyaline, homogeneous, and narrow and close-fitting at the apices. Cells vary from one third to one and a half times as long as the diameter, are pale-aeruginous, and nearly homogeneous, cylindrical. Heterocysts vary from quadrate to very much compressed-spherical or constricted at the cross walls.

Some characters seemingly will have to be waived in order that it may be placed with any known species. The material is sparse. It is probably most closely related to *S. guyanense epiphyllum* Gardner.

40. *HASSALLIA* Berk.; Hassall, Hist. Brit. Alg. 1: 231. 1845.

Type species, *Hassallia ocellata* (*Stigonema ocellatum* Thur.).

1. Sheath more or less ocreate and in part lamellose 2.
1. Sheath neither lamellose nor ocreate 3.
 2. Filaments 10–15 μ diam.; trichomes 9–11 μ diam.; sheath sub-ocreate 3. *H. byssoidea*.
 2. Filaments 18–24 μ diam.; trichomes 15–19 μ diam.; sheath lamellose and ocreate in part 7. *H. scytonematoides*.
3. Trichomes not constricted, branching both single and geminate.
 5. *H. heterogenea*.
3. Trichomes more or less constricted at the cross walls, or dolioform 4.
 4. Filaments 8.5–10.5 μ diam.; trichomes 7.2–8.4 μ diam.; cells dolioform throughout the filament 2. *H. brevis*.
 4. Filaments 22–25 μ diam.; trichomes 17–20 μ diam.; cells discoid, 4–6 μ long 6. *H. discoidea*.
 4. Trichomes constricted at the cross walls 5.
5. Filaments short and rigid, 5.5–7 μ diam.; trichomes 4–5.5 μ diam.
 1. *H. fragilis*.

5. Filaments longer, over 8 μ diam. 6.
 6. Filaments 11–13.5 μ diam.; trichomes 10–12 μ diam.; cells densely granular 4. *H. granulata*.
 6. Filaments 14.5–17.5 μ diam.; trichomes 6–7 μ diam.; sheath granular and rough 8. *H. rugulosa*.

1. ***Hassallia fragilis*** Gardner, Mem. N. Y. Bot. Gard. **7**: 85, pl. 20, f. 46. 1927.

On old wood at Hacienda Catalina, Palmer, 747c; on a jar near Laguna Joyuda, Mayaguez, 1306; on the bark of trees in a ravine near Coamo Springs, 1896b; on shaded rocks about seven kilometers east of Coamo, 1869a. Type locality, Palmer.

2. ***Hassallia brevis*** Gardner, Mem. N. Y. Bot. Gard. **7**: 82, pl. 18, f. 40. 1927.

On the bark of trees, Coamo Springs, 300c; on a cement fountain in Fajardo, 659; on old wood at Hacienda Catalina, Palmer, 747; on bark at the Hacienda, Laguna Tortuguero, 864; on shaded rocks about seven kilometers east of Coamo, 1869b, 1870. Type locality, Fajardo.

3. ***Hassallia byssoidea*** Hassall, Hist. Brit. Alg. **1**: 233. 1845.

A specimen in the herbarium of The New York Botanical Garden, collected by Howe on bark of *Lonicera japonica* (?) at Santurce, appears to represent the forma *lignicola* Born. & Fl. Type locality, Oundle, Northamptonshire, England.

4. ***Hassallia granulata*** Gardner, Mem. N. Y. Bot. Gard. **7**: 82, pl. 18, f. 41. 1927.

On bark along the road near Coamo Springs, 1913. Type locality, near Coamo Springs.

5. ***Hassallia heterogenea*** Gardner, Mem. N. Y. Bot. Gard. **7**: 83, pl. 19, f. 42. 1927.

On rocks at Hacienda Holm, Mayaguez, 1191; on rocks near Laguna Joyuda, Mayaguez, 1307; on a block wall and on lava blocks, Coamo Springs, 1921, 1923a. Type locality, Mayaguez.

6. ***Hassallia discoidea*** Gardner, Mem. N. Y. Bot. Gard. **7**: 83, pl. 19, f. 43. 1927.

On shaded rocks about seven kilometers east of Coamo, 1870. Type locality, Coamo.

7. ***Hassallia scytonematoides*** Gardner, Mem. N. Y. Bot. Gard. **7**: 84, pl. 19, f. 44. 1927.

On bark along the road to Monte Montoso, Maricao, 1087a. Type locality, near Maricao.

8. ***Hassallia rugulosa*** Gardner, Mem. N. Y. Bot. Gard. **7**: 84, pl. 19, f. 45. 1927.

On rocks by the road to San Lorenzo, 517. Type locality, near San Lorenzo.

41. **TOLYPOTHRIX** Kuetz. Phyc. Gen. 227. 1843.

Type species, *Tolypothrix muscicola*.

1. Sheath always hyaline 2.
 1. Sheath hyaline, changing to yellowish or brownish 4.
 2. Filaments 18 μ diam.; trichomes 12–14 μ diam.; heterocysts up to 50 μ long, cylindrical 5. *T. penicillata brevis*.
 2. Filaments less than 18 μ diam. 3.

3. Filaments 7–8.5 μ diam.; trichomes not constricted except slightly at the apices. 1. *T. Willei*.
3. Filaments 6–7 μ diam.; trichomes constricted at the cross walls.
2. *T. papyracea*.
4. Filaments less than 20 μ diam. 5.
4. Filaments more than 20 μ diam. 6.
5. Filaments 8–10 μ diam.; trichomes 6–8 μ diam. 3. *T. tenuis*.
5. Filaments 9–12.5 μ diam.; trichomes 10 μ long. 4. *T. lanata*.
6. Sheath homogeneous at maturity; filaments 22–26 μ diam.; trichomes 16–18 μ diam.; cells 3–6 μ long. 7. *T. amoena*
6. Sheath lamellose at maturity; filaments 22–30 μ diam.; trichomes 12–18 μ diam.; cells 2–4 μ long. 6. *T. robusta*.
1. **Tolypothrix Willei** Gardner, Mem. N. Y. Bot. Gard. **7**: 87, pl. 20, f. 50. 1927.
In a reservoir west of the Experiment Station, Rio Piedras, 209a; in a ditch between Utuado and Adjuntas, 1649a. Type locality, near Rio Piedras.
2. **Tolypothrix papyracea** Gardner, Mem. N. Y. Bot. Gard. **7**: 85, pl. 20, f. 47. 1927.
Collected near Manati, Porto Rico, by Dr. W. C. Earle. Type locality, Porto Rico.
3. **Tolypothrix tenuis** Kuetz. Phyc. Gen. 228. 1843.
On rocks between Utuado and Adjuntas, 1639a. Type locality, Schleusingen.
4. **Tolypothrix lanata** (Desv.) Watermann; Rabenhorst, Algen, no. 768. 1858.
Trichophorus lanatus Desv. Jour. de Bot. **2**: 309. 1809.
In Laguna Tortuguero, 829a. Type locality, Haut-Poitou, France.
5. **Tolypothrix penicillata brevis** Gardner, Mem. N. Y. Bot. Gard. **7**: 85. 1927.
In a reservoir at Rio Piedras, 111, 115, 118, 119a; on the margin of Laguna Tortuguero, 843. Type locality, Rio Piedras.
6. **Tolypothrix robusta** Gardner, Mem. N. Y. Bot. Gard. **7**: 87, pl. 20, f. 49. 1927.
In association with other algae in Laguna Tortuguero, 826, 827. Type locality, Laguna Tortuguero.
7. **Tolypothrix amoena** Gardner, Mem. N. Y. Bot. Gard. **7**: 86, pl. 20, f. 48. 1927.
In a water basin west of the Experiment Station, Rio Piedras, 1932, 1935, 1936, 1941, 1943, 1945, 1952; in a stream about five kilometers east of Coamo, 221c. Type locality, near Rio Piedras.

FAMILY 6. RIVULARIACEAE

1. Plants propagating by gonidia at their bases, heterocysts and branching absent. 42. *Leptochaete*.
1. Plants propagating by hormogonia or in part by resting spores. 2.
2. Plants separate, usually attached at the base or more or less intertwined, forming a dense stratum, single within a sheath. 43. *Calothrix*.
2. Plants either forming definite, more or less gelatinous, colonies, or extending into indefinite strata. 3.
3. Plants associated into definite colonies; trichomes single within a sheath. 45. *Rivularia*.

3. Plants usually forming indefinite colonies; trichomes plural within a sheath.....44. *Dichothrix*.
42. **LEPTOCHAETE** Borzi, Nuovo Giorn. Bot. Ital. 14: 298. 1882.
Type species, *Leptochaete crustacea*.
1. **Leptochaete tenella** Gardner, Mem. N. Y. Bot. Gard. 7: 65, pl. 12, f. 17. 1927.
On stones in a stream near Maricao, 1128. Type locality, near Maricao.
43. **CALOTHRIX** Ag. Syst. Alg. xxv. 1824.
Type species *Calothrix confervicola* based on *Conferva confervicola* Roth.
1. Plants growing in fresh water.....2.
1. Plants marine.....12.
2. Plants forming resting spores at the base, 1-3-seriate, 8-9.5 μ diam., 12-16 μ long; heterocysts single, basal.....7. *C. simulans*.
2. Plants not forming resting spores.....3.
3. Sheath yellow, repeatedly ocreate; heterocysts basal, sometimes intercalary, plants up to 1 mm. high.....5. *C. parietina*.
3. Sheath hyaline; heterocysts all basal.....4.
4. Trichomes almost cylindrical throughout their entire length.....5.
4. Trichomes tapering more or less definitely.....6.
5. Filament about 125 μ long, 6.8-7.5 μ at the base; trichomes 4.8-5.6 μ diam. at the base, conical at the apex.....1. *C. conica*.
5. Filaments 350-500 μ , rarely 1 mm. long; trichomes 5-7 μ diam., a few cells slightly wider at the base and narrower in the apical region.....3. *C. intermedia*.
6. Sheath ocreate; filaments 8-10.8 μ diam. at the base; trichomes 5-6 μ at the base, tapering to a hair, 1.4 μ diam.
10. *C. Braunii mollis*.
6. Sheath not ocreate.....7.
7. Filaments 400 μ or more long.....8.
7. Filaments 400 μ or less long.....10.
8. Filaments 700-900 μ long, 12-14 μ diam.; trichomes 9.5-11.5 μ diam.....11. *C. Juliana tenuior*.
8. Trichomes 6-7.5 μ diam.....9.
9. Trichomes straight, up to 500 μ long.....8. *C. Braunii*.
9. Trichomes much contorted, up to 800 μ long.....9. *C. Braunii contorta*.
9. Trichomes up to 700 μ long, torulose at the base...6. *C. parietina torulosa*.
10. Filaments 100 μ long or less; trichomes 4-6.2 μ diam.....2. *C. tenella*.
10. Filaments 200 μ or more diam.....11.
11. Filaments 18 μ diam. at the base; trichomes 10-14 μ diam.....12. *C. simplex*.
11. Filaments 7-8 μ diam. at the base; trichomes 5.5-6.8 μ diam...4. *C. evanescens*.
12. Heterocysts basal only.....13.
12. Heterocysts basal and intercalary.....15.
13. Plants solitary or at most only a few aggregated.....13. *C. epiphytica*.
13. Plants forming tufts or caespitose layers.....14.
14. Filaments 9-15 μ diam., trichomes 6-8 μ diam.....15. *C. Contarenii*.
14. Filaments 10-18 μ diam., trichomes 9-12 μ diam.....19. *C. scopulorum*.
14. Filaments 15-18 μ diam., trichomes 8-12 μ diam.....14. *C. pulvinata*.
15. Plants usually epiphytic.....16. *C. aeruginea*.
15. Plants growing in other habitats.....16.
16. Filaments unbranched for the most part, usually attached at the base.....17. *C. crustacea* var.
16. Filaments usually branching freely, attached on one side and one or both ends erect.....18. *C. pilosa*.
1. **Calothrix conica** Gardner, Mem. N. Y. Bot. Gard. 7: 66, pl. 13, f. 18. 1927.
On trees in a ravine, Coamo Springs, 1895. Type locality, Coamo Springs.

2. **Calothrix tenella** Gardner, Mem. N. Y. Bot. Gard. **7**: 67, *pl. 13, f. 20*. 1927.
On rocks near Maricao, *1036a*. Type locality, near Maricao.
3. **Calothrix intermedia** nom. nov. *C. linearis* Gardner, Mem. N. Y. Bot. Gard. **7**: 68, *pl. 13, f. 21*. 1927. (Not *C. linearis* Gardner, Rhodora, **28**: 23, 1926, but very closely related.)
On a wall near a bridge, Caguas, *461c*; on a water pump in the town of Maricao, *1276a*. Type locality, Maricao.
4. **Calothrix evanescens** Gardner, Mem. N. Y. Bot. Gard. **7**: 69, *pl. 13, f. 22*. 1927.
On a wall at the entrance to the baths, Coamo Springs, *411*; in water near Jayuya, *1776a*. Type locality, Jayuya.
5. **Calothrix parietina** (Naeg.) Thur. Ann. Sci. Nat. Bot. VI, **1**: 381. 1875.
Schizosiphon parietinus Naeg.; Kuetz. Sp. Alg. 327. 1849.
On the rocks near Coral Vicho, twelve kilometers north of Ponce, *1683*; on the rocks, Arroyo de los Corchos, *1731c*; on bark in a ravine near Coamo, *1895 III*. Type locality, Zürich.
6. **Calothrix parietina torulosa** Gardner, Mem. N. Y. Bot. Gard. **7**: 67, 1927.
In the Río Grande near Sabana Grande, *914*. Type locality, Sabana Grande.
7. **Calothrix simulans** Gardner, Mem. N. Y. Bot. Gard. **7**: 70, *pl. 13, f. 23*. 1927.
In a water basin west of the Experiment Station, Río Piedras, *1946*. Type locality, near Río Piedras.
8. **Calothrix Braunii** Born. & Flah. Ann. Sci. Nat. Bot. VII, **3**: 368. 1886.
On the dam near the reservoir west of the Experiment Station, Río Piedras, *168a*; in the reservoir west of the Experiment Station, Río Piedras, *203b*; on the bark of a tree in the deep forest, Coamo Springs, *317*. Type locality Germany.
9. **Calothrix Braunii contorta** Gardner, Mem. N. Y. Bot. Gard. **7**: 67. 1927.
On a wall near a bridge, Caguas, *461a*; on the wall of a house in Maricao, *1049*; on rocks, ten kilometers north of Utuado, *1535, 1536*. Type locality, Maricao.
10. **Calothrix Braunii mollis** Gardner, Mem. N. Y. Bot. Gard. **7**: 68. 1927.
On the earth near Maricao, *1037b*. Type locality, Maricao.
11. **Calothrix Juliana tenuior** Gardner, Mem. N. Y. Bot. Gard. **7**: 69. 1927.
On twigs in a stream north of Maricao, *1291*; on the roots of water plants, Arroyo de los Corchos, *1696*. Type locality, Arroyo de los Corchos.
12. **Calothrix simplex** Gardner, Mem. N. Y. Bot. Gard. **7**: 66, *pl. 14, f. 19*. 1927.
On stones in the Turabo River, Caguas, *481*; in a brook near the road, San Lorenzo, *501*; in a pool about four kilometers north of Mayaguez, *1327c*; on the banks of Laguna Guanica, *1815*. Type locality, San Lorenzo.
13. **Calothrix epiphytica** W. and G. S. West, Jour. Bot. **35**: 240. 1897.
There are a few specimens of a small *Calothrix* growing attached to *Centroceras clavulatum* (Howe no. *2112a*) which, in size and habit of growth, approximates

Calothrix epiphytica W. & G. S. West, an epiphytic fresh water species. The same species was reported, with doubts, by Setchell and Gardner (Univ. Calif. Publ. Bot. 8: 99. 1919) as occurring sparsely on *Rhizoclonium* in brackish water. Howe's specimen is strictly an oceanic form. More material and study will be required to establish the identity of the species with certainty.

Type locality: Massamodes, Africa.

14. ***Calothrix pulvinata*** (Mert.) Ag. Syst. Alg. 71. 1824.

Ceramium pulvinatum Mertens in Jürgens, Alg. Aquat., Dec. 4, no. 5, 1817.

Near low water mark, Guanica Harbor, *Howe, 6921*. Type locality, North Sea.

This species of *Calothrix* has previously been reported only from the northern colder waters as far as the writer is aware, and it is considerably doubtful whether the name should be assigned to this material. The material is very sparse—only a single epiphytic tuft, less than a millimeter high. Heterocysts usually two, and basal; base of filament slightly swollen; filaments about 18 μ diam.; sheath slightly lamellose; trichome about 13 μ diam. The species grows in a great variety of habitats.

15. ***Calothrix Contarenii*** (Zanard.) Born. & Flah. Ann. Sci. Nat. Bot. VII, 3: 344. 1886.

Rivularia Contarenii Zanardini, Bibl. Ital. 96: 134. 1839.

Epiphytic on *Galaxaura*. Santurce, San Juan, *Howe, 1858*. Type locality, Italian shores, Adriatic Sea.

The material of this collection, if not *C. Contarenii*, seems at least to be a very close affinity of it. The epiphytic habitat is unusual for *C. Contarenii*.

16. ***Calothrix aeruginea*** (Kuetz.) Thuret, Ann. Sci. Nat., VI, Bot., 1: 382. 1875.

Leibleinia aeruginca Kuetzing, Phyc. Gen. 221. 1843.

Forming blackish-green patches on the roots of *Rhizophora*, in the littoral belt, Culabra Island, *Howe, 4277*; on *Caulerpa*, *Howe, 2001*; on *Penicillus*, *Howe, 1842*. Type locality, Trieste.

17. ***Calothrix crustacea*** var.

Salinas Cove, near Guanica Harbor, *Howe, 7208*; on reefs and cays, west of the mouth of Guanica Harbor, *Howe, 7281*; St. Thomas Island, *Boergesen, 1151*.

Filaments 24–28 μ diam.; sheath homogeneous, hyaline, close fitting to the apices when young, later slightly infundibulous; trichome 15–18 μ diam. heterocysts in Howe's specimens very numerous.

18. ***Calothrix pilosa*** Harvey, Ner. Bor.-Amer. 3: 106, pl. 48c. 1858.

Growing on a sea wall at San Juan. *Howe, 2114, 2126, and 2150*; forming a thin compact coating on roots of *Rhizophora* and on rocks, Lemon Bay, near Guanica, *Howe, 2609 and 2630*. All growing in the littoral belt. The type locality is Key West, Florida.

19. ***Calothrix scopulorum*** (Web. & Mohr) Agardh, Syst. Alg. 70. 1824.

Conferva scopulorum Weber & Mohr, Reise d. Schweden, 195, pl. 3, f. 3ab. 1824.

Growing on other algae, St. Thomas, *Boergesen, 1143*; Cane Bay, St. Croix, *Boergesen, 1411 and 1421*; Lt. Princess, St. Croix, *Boergesen, 14*. Type locality, Sweden.

This species of *Calothrix* is ordinarily accredited to the colder waters of the Arctic and North Temperate regions. Collins has reported it from the Bermuda and from the Bahama islands, and Taylor from Florida.

The material of Boergesen's collections reported here is not typical as figured and described by Bornet and Thuret, but at least is a very close affinity of *C. scopulorum*. There is no indication of lamellate or ocreate sheaths.

44. **DICOTHRIX** Zanard. Mem. R. Ist. Veneto, **7**: 297. 1858.

Type species, *Dichothrix penicillata*.

1. Filaments about 1 mm. long, 12–15 μ diam. in ultimate branches:
sheath ample, gelatinous. 1. *D. Willei*.
 1. Filaments about 2 mm. long, 25–35 μ diam. in ultimate branches.
2. *D. penicillata*.
 1. Filaments about 7 mm. long, 20–30 μ diam. in ultimate branches.
3. *D. fucicola*.
 1. Filaments about 1 cm. long, 15 μ diam. in ultimate branches. . . 4. *D. Baueriana*.
1. **Dichothrix Willei** Gardner, Mem. N. Y. Bot. Gard. **7**: 70, pl. 14, f. 24. 1927.

On rocks and in ditches about ten kilometers north of Utuado, 1527b, 1539d, 1541, 1554, 1555, 1566. Type locality, near Utuado.

2. **Dichothrix penicillata** Zanard, Mem. R. Ist. Veneto, **7**: 89, pl. 12, f. 3. 1858

Collected at Santurce, San Juan, *Howe*, 1930 and 2160, both collections growing on *Digenia* in pools. Type locality, Red Sea.

3. **Dichothrix fucicola** (Kuetz.) Born. & Flah. Ann. Sci. Nat. Bot. VII, **3**: 379. 1886.

Schizosiphon fucicola Kuetz. Bot. Zeit. **5**: 178. 1847.

Culebra Island, *Howe*, 4243; Muertos Island (Caja de Muertos), *Howe*, 7151 and 7515; St. Thomas, *Boergesen*, 1098, 1099, 1152; St. Croix, *Boergesen*, 1466, 1467. Type locality, Campeche-Bank.

4. **Dichothrix Baueriana** (Grun.) Born. & Flah. Ann. Sci. Nat. Bot. VII, **3**: 375. 1886.

Schizosiphon Baueriana Grun. Rabenh. Fl. Eur. Alg. **2**: 238. 1865.

Santurce, San Juan, *Howe*, 1842, 2168, 2169, and 2217; Rincon, *Howe*, 2499. All growing on rocks in the littoral belt. Type locality, Plötzenssee, near Berlin.

45. **RIVULARIA** Ag. Disp. Alg. Suec. 43. 1812.

Type species, *Rivularia atra*.

1. **Rivularia (Gloeotrichia) flagelliformis** Gardner, Mem. N. Y. Bot. Gard. **7**: 71, pl. 14, f. 25. 1927.
In a water reservoir near Rio Piedras, 126. Type locality, near Rio Piedras.

Family 7. **STIGONEMATACEAE**

1. Filaments with a thick, confluent, gelatinous sheath, forming a more or less definite colony. 48. *Brachytrichia*.
1. Filaments with sheaths distinct. 2.
 2. Filaments monosiphonous, branches always unilateral. 47. *Hapalosiphon*.
 2. Filaments polysiphonous, or in a few species monosiphonous, branches on all sides. 46. *Stigonema*.

46. **STIGONEMA** Ag. Syst. Alg. 42. 1824.

Type species *Stigonema mamillosum*, based on *Bangia mamillosa* Lyngbye.

1. Filaments monosiphonous in greater part. 2.
1. Filaments polysiphonous. 7.
 2. Filaments not over 15 μ diam. 3.
 2. Filaments 15 μ or more diam. 5.

3. Branches constricted at the base; sheath thin, firm; filaments 12–15 μ diam. 14. *S. congestum*
3. Branches not constricted at the base. 4.
4. Filaments 7–15 μ diam.; cells greenish gray, sheath relatively thick. 1. *S. hormoides*.
4. Filaments 5.5–7 μ diam. 2. *S. hormoides tenue*.
4. Filaments 7–8 μ diam.; sheath hyaline to yellowish. 6. *S. hormoides lineare*.
4. Filaments 8–9 μ diam.; sheath thin, dark brown. 4. *S. hormoides nodulosum*.
4. Filaments 8.5–10 μ diam.; sheath thin, dark brown. 5. *S. hormoides rigidum*.
4. Filaments 11–13 μ diam.; sheath hyaline. 3. *S. hormoides constrictum*.
5. Homogoniferous branches acuminate; filaments 16–20 μ diam. 12. *S. elegans*.
5. Filaments 14–16 μ diam.; trichomes 8.8–11 μ diam. 13. *S. elegans minus*.
5. Homogoniferous branches blunt. 6.
6. Filaments 125–175 μ long, 23–27 μ diam.; cells 11–13 μ diam. 19. *S. scytonematoides*.
6. Filaments 300–400 μ long, 23–27 μ diam.; cells 17–19 μ diam. 11. *S. parciramosum*.
7. Homogoniferous branches acuminate. 8.
7. Homogoniferous branches blunt. 9.
8. Homogoniferous branches perpendicular to the filament, hormogonia composed of 6–8 cells. 16. *S. cornutum*
8. Homogoniferous branches standing at an angle with the filament, hormogonia composed of 15–20 cells. 18. *S. spiniferum*.
9. Sheath always hyaline at maturity. 15. *S. tuberculatum*.
9. Sheath not hyaline at maturity. 10.
10. Filaments 25 μ diam.; cells 7–8.5 μ diam.; sheath opalescent. 10. *S. opalescens*.
10. Sheath not opalescent. 11.
11. Filaments 28–32 μ diam. 9. *S. minutum parciramosum*.
11. Filaments 30 μ or less diam. 12.
12. Filaments 18–28 μ diam.; sheath dark yellow, lamellate. 7. *S. minutum*.
12. Filaments 300–400 μ long, 25 μ diam. 7a. *S. minutum ramentaceum*.
12. Filaments very crooked and tuberculate. 8. *S. minutum tuberculatum*.
12. Filaments blunt, much branched, 25–30 μ diam. 17. *S. ramosissimum*.

1. **Stigonema hormoides** (Kuetz.) Born. & Flah. Ann. Sci. Nat. Bot. VII, 5: 68. 1887.

Scytonema hormoides Kuetz. Phyc. Gen. 215. 1843.

On rocks by the road to San Lorenzo, 496c; on stones near Hacienda Catalina, Palmer, 791c; on serpentine rock, Mayaguez, 890a; on rocks at Maricao, 1041a, b; on earth by the road north of Maricao, 1246b; on earth near Utuado, 1622. Type locality, "Bretagne."

2. **Stigonema hormoides tenue** W. & G. S. West, Jour. Linn. Soc. Bot. 30: 273, pl. 15, f. 4–8. 1895.

In a reservoir at Rio Piedras, 112a; on red soil near Maricao, 1025e. Type locality, San Domingo.

3. **Stigonema hormoides constrictum** Gardner, Mem. N. Y. Bot. Gard. 7: 87. 1927.

On damp fern roots and on earth about twenty kilometers north of Ponce, 1810. Type locality, near Ponce.

4. **Stigonema hormoides nodulosum** Gardner, Mem. N. Y. Bot. Gard. 7: 88. 1927.

On damp earth, Coamo Springs, 310. Type locality, Coamo Springs.

5. **Stigonema hormoides rigidum** Gardner, Mem. N. Y. Bot. Gard. 7: 88. 1927.
On red soil near Mayaguez, 880f. Type locality, near Mayaguez.
6. **Stigonema hormoides lineare** Gardner, Mem. N. Y. Bot. Gard. 7: 88. 1927.
On soil at the Experiment Station, Rio Piedras, 117a. Type locality, Rio Piedras.
7. **Stigonema minutum** (Ag.) Hass. Hist. Brit. Freshw. Alg. 230, pl. 67, f. 3, 4. 1845.
Seytonema minutum Ag. Synopsis, 117. 1817.
On trunks of palms in the Park, Santurce, 23; on earth near the Experiment Station, Rio Piedras, 117; on stones near the Hacienda Catalina, Palmer, 791b; on earth at Maricao, 1037; on earth by the road to Monte Montoso, Maricao, 1071a; on earth and on rocks by the road north of Maricao, 1241, 1249, 1252b, 1258, 1269, 1270; on serpentine rock, on bark and on stones near Utuado, 1503a, 1507a, 1576; in a stream about five kilometers east of Coamo, 1886. Type locality not designated.
- 7a. **Stigonema minutum ramentaceum** Gardner, Mem. N. Y. Bot. Gard. 7: 91. 1927.
On old wood at Laguna Tortuguero, 847, 848. Type locality, Laguna Tortuguero.
8. **Stigonema minutum tuberculatum** Gardner, Mem. N. Y. Bot. Gard. 7: 90. 1927.
On stone, west of Humacao, 566a, 571a. Type locality, near Humacao.
9. **Stigonema minutum parcircamosum** Gardner, Mem. N. Y. Bot. Gard. 7: 90. 1927.
On stone, west of Humacao, 568. Type locality, near Humacao.
10. **Stigonema opalescens** Gardner, Mem. N. Y. Bot. Gard. 7: 93, pl. 22, f. 58. 1927.
On rocks near Maricao, 1033. Type locality, near Maricao.
11. **Stigonema parcircamosum** Gardner, Mem. N. Y. Bot. Gard. 7: 93, pl. 23, f. 59. 1927.
On lava north of Sabana Grande, 921a. Type locality, near Sabana Grande.
12. **Stigonema elegans** Gardner, Mem. N. Y. Bot. Gard. 7: 88, pl. 20, f. 51. 1927.
On stone west of Humacao, 573, 575b; on pieces of plants and on lava blocks in a primeval forest near Hacienda Catalina, Palmer, 768a, 769; on rocks at Laguna Tortuguero, 852d; on soil along the road, Maricao, 1247; on a cliff, Utuado to Adjuntas, Howe, Britton, and Cowell, 1241 and 1261. Type locality, near Humacao.
13. **Stigonema elegans minus** Gardner, Mem. N. Y. Bot. Gard. 7: 89. 1927.
On rocks by the Arroyo de los Corchos, 1715a. Type locality, Arroyo de los Corchos.
14. **Stigonema congestum** Gardner, Mem. N. Y. Bot. Gard. 7: 89, pl. 21, f. 52. 1927.

On trunks of palms in the Park, Santurce, 23; in a stream, San Lorenzo, 503; on stone west of Humacao, 570a, 571b; on red earth and on stones near Hacienda Catalina, Palmer, 776, 791; on lava blocks north of Sabana Grande, 923a, 936; on red earth on the road north of Maricao, 1241; in a stream about five kilometers east of Coamo, 1886e. Type locality, Hacienda Catalina, Palmer.

15. **Stigonema tuberculatum** Gardner, Mem. N. Y. Bot. Gard. 7: 93, pl. 21, f. 55. 1927.

On rocks near Maricao, 1030. Type locality, near Maricao.

16. **Stigonema cornutum** Gardner, Mem. N. Y. Bot. Gard. 7: 90, pl. 21, f. 53. 1927.

On soil along the road towards Monte Montoso, Maricao, 1077; on moss and on fern roots on a hill between Aibonito and Cayey, 1975. Type locality, near Maricao.

17. **Stigonema ramosissimum** Gardner, Mem. N. Y. Bot. Gard. 7: 91, pl. 21, f. 54. 1927.

On rocks at Laguna Tortuguero, 852c; on old palm wood at the Hacienda, Laguna Tortuguero, 870; on red earth at Maricao, 1025a, 1247; on rocks, between Ponce and Adjuntas, 1809. Type locality, Laguna Tortuguero.

18. **Stigonema spiniferum** Gardner, Mem. N. Y. Bot. Gard. 7: 91, pl. 22, f. 56. 1927.

On shaded earth near the "Campo," Maricao, 1229. Type locality, Maricao.

19. **Stigonema scytonematoides** Gardner, Mem. N. Y. Bot. Gard. 7: 92, pl. 22, f. 57. 1927.

On stone west of Humacao, 575, 577f; on red earth near Mayaguez, 880e; on rocks and on red earth by the road north of Maricao, 1245, 1247a, 1250, 1253a; on rocks between Utuado and Adjuntas, 1643; on rocks by the Arroyo de los Corchos, 1715. Type locality, north of Maricao.

47. **HAPALOSIPHON** Naeg.; Kuetz. Sp. Alg. 894. 1849.

Type species, *Hapalosiphon Braunii* [= *H. fontinalis* (Ag.) Born.].

1. Filaments 6–7.8 μ diam.; trichomes 2.3–2.6 μ diam. 1. *H. tenuis*.
2. Filaments 10–14 μ diam.; trichomes 5–10 μ diam. 2. *H. subgelatinosus*.

1. **Hapalosiphon tenuis** Gardner, Mem. N. Y. Bot. Gard. 7: 94, pl. 23, f. 60. 1927.

On serpentine rocks north of Sabana Grande, 943; on bark in Utuado, 1496. Type locality, near Sabana Grande.

2. **Hapalosiphon subgelatinosus** Gardner, Mem. N. Y. Bot. Gard. 7: 94, pl. 23, f. 61. 1927.

On limestone between Arecibo and Utuado, 1476f. Type locality, near Utuado.

48. **BRACHYTRICHIA** Zanardini, Phyc. Ind. Pug. 24. 1872.

Type species *Brachytrichia rivulariaeformis* (= *Nostoc Quoyi* Ag.)

1. **Brachytrichia Quoyi** (Ag.) Born. & Flah. Ann. Sci. Nat. Bot. VII, 4: 373. 1886.

Growing on the roots of *Rhizophora* in the littoral belt, Culebra Island, Howe, 4284; Cayo Maria Langa, Bay of Guayanilla, Howe, 7124; on roots of *Rhizophora*, Cayo Don Luis, near Point Montalva, Howe, 7185. Type locality Marianna Island.

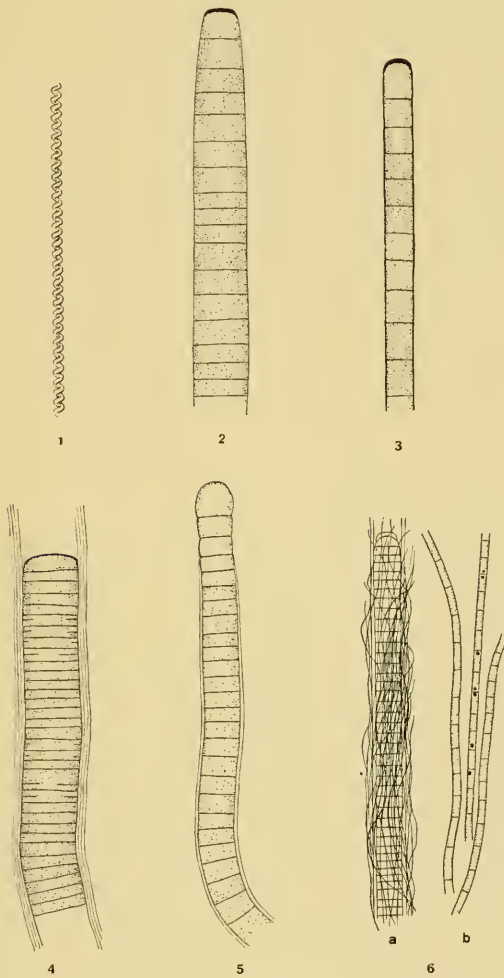
The combination *Brachytrichia Quoyi* was made by Bornet and Flahault (loc. cit.) based upon *Nostoc Quoyi* of C. A. Agardh, Syst. 22. 1824. The material was collected by Guadichaud on Marianna Island. In the same work (p. 372) they made the combination *Brachytrichia Balani*, based upon material named *Rivularia Balani* by Lloyd in 1860 (Algues de L'Ouest de la France, no. 303). Gomont (*in* Schmidt, Flora of Koh-Chang, Botan. Tidsskr. **24**: 210. 1901) published *Brachytrichia maculans*.

Brachytrichia affinis Setchell & Gardner was published in Univ. Calif. Publ. Bot. **6**: 475. 1918. The type locality for this species is Laguna Beach on the southern coast of California. Finally, Setchell (Univ. Calif. Publ. Bot. **12**: 66. 1926) published *Brachytrichia Codii* from the Island of Tahiti. These constitute all of the species of the genus known to the author.

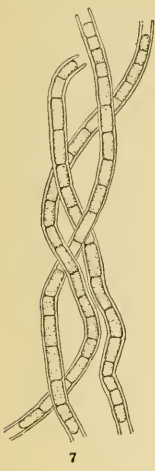
Recently, in Rabenhorst's Krypt.-Flora (**14**: 554) Geitler has combined all of these species into one under the name *B. Balani* (Lloyd) Born. & Flah., citing exsiccatae material numbers 865, Wittr. Nordst. (*B. Balani*); 681, Hauck and Richter, Phyc. Univ.; and S, Collins, Holden, and Setchell, Phyc. Bor. Amer. (the last 2 under *B. Quoyi*). The specimens distributed by Wittrock and Nordstedt are on barnacles and on *Codium* and do not form a definite thallus, on the latter the filaments extending in among the utricles. *B. Codii* likewise extends in among the utricles of the host. These two species are undoubtedly of close affinity, the distinction being in the shape, size, and arrangement of the cells. *B. Quoyi* and *B. affinis* also represent two closely allied species, both forming definite thalli, but these differing markedly in shape, size, and color, as well as in details of structure. *B. maculans* represents a form between these two groups with affinities more closely to the latter. I cannot agree with Geitler at present that all of these species should be combined into one entity. If further knowledge of their life histories under different conditions necessitates their combination, the name most appropriate would seem to be *Brachytrichia Quoyi*, since Agardh's specific name antedates all others. Such heroic treatment in combination, to be consistent, would certainly necessitate similar treatment of the species of other genera, e. g., *Nostoc*, in which the species are tied together by numerous overlapping characters.

EXPLANATION OF PLATES 1 AND 2.

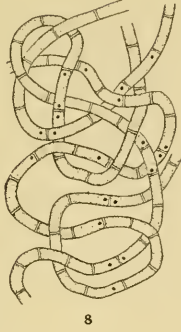
- Figure 1. *Spirulina socialis*. A portion of typical filament. $\times 1100$.
 Figure 2. *Oscillatoria additicia*. Terminal portion of a typical mature filament. $\times 700$.
 Figure 3. *Oscillatoria maricola*. Terminal portion of a typical filament. $\times 700$
 Figure 4. *Lyngbya majuscula violacea*. Terminal portion of a typical mature filament. $\times 200$.
 Figure 5. *Lyngbya Baculum aeruginea*. Terminal portion of a typical mature filament with the trichome slightly protruding. $\times 700$.
 Figure 6. *Phormidium epiphyticum*. a. Filaments encircling the filaments of *Lyngbya aestuarii*. Diagrammatic. b. Portions of normal filaments. $\times 1300$.
 Figure 7. *Phormidium tenue marinum*. Portions of typical filaments. $\times 700$.
 Figure 8. *Phormidium angustissimum saxicola*. Portions of normal filaments. $\times 1500$.
 Figure 9. *Symploca Howei*. Three short filaments. $\times 700$.
 Figure 10. *Symploca paludicola*. Terminal portion of a single typical filament. $\times 700$.
 Figure 11. *Symploca Brittoniae*. Terminal portion of a filament with apical parts of three trichomes. $\times 500$.
 Figure 12. *Scytonema guyanense epiphyllum*. Typical filaments showing a variety of shapes of cells. $\times 250$.



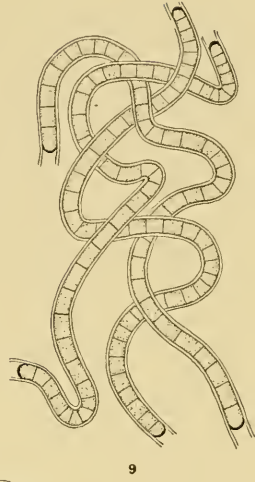
MYXOPHYCEAE



7



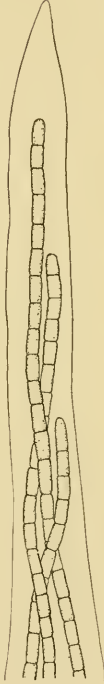
8



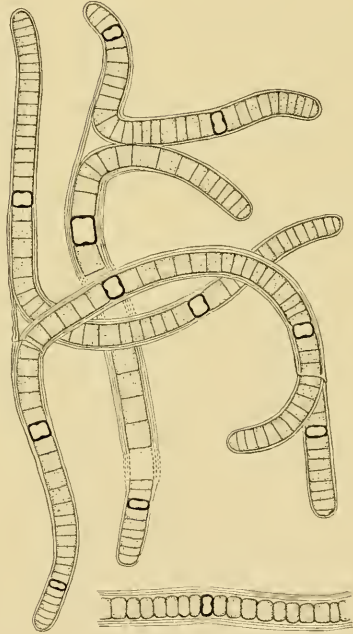
9



10



11



12

MYXOPHYCEAE

PARTS ISSUED

VOLUME I (complete in four parts, with index).

- Part 1. History of the Survey, by N. L. Britton.
Geological Introduction, by C. P. Berkey.
Geology of the San Juan District, with colored map, by
D. R. Semmes.
- Part 2. Geology of the Coamo-Guayama District, with colored
map, by E. T. Hodge.
- Part 3. Geology of the Ponce District, with colored map, by G.
J. Mitchell.
- Part 4. The Physiography of Porto Rico, with colored map, by
A. K. Lobeck.

VOLUME II.

- Part 1. Geology of the Lares District, with colored map, by
Bela Hubbard.
- Part 2. Geology of the Humacao District, with colored map, by
Charles R. Fetteke.
- Part 3. Geology of the Fajardo District, with maps and illus-
trations, by Howard A. Meyerhoff.

VOLUME III.

- Part 1. Tertiary Mollusca from Porto Rico, by C. J. Maury.
- Part 2. Tertiary Mollusca from the Lares District, by Bela
Hubbard.
- Part 3. Fossil Corals of Porto Rico, by H. N. Coryell and
Violet Ohlsen.

VOLUME IV. Geology of the Virgin Islands, Culebra and Vieques.

- Part 1. Introduction and Review of the Literature, by J. F.
Kemp.
Physiography, with colored map, by H. A. Meyerhoff.
- Part 2. Physiography (concluded), with two colored maps, by
H. A. Meyerhoff.

VOLUME V (complete in four parts, with generic index).

- Part 1. Descriptive Flora—Spermatophyta (Part), by N. L.
Britton and Percy Wilson.
- Part 2. Descriptive Flora—Spermatophyta (Continued).
- Part 3. Descriptive Flora—Spermatophyta (Continued).
- Part 4. Descriptive Flora—Spermatophyta (Continued).

VOLUME VI (complete in four parts, with index to Volumes V and VI).

- Part 1. Descriptive Flora—Spermatophyta (Continued).
- Part 2. Descriptive Flora—Spermatophyta (Continued).
- Part 3. Descriptive Flora—Spermatophyta, with Appendix
(Concluded).
- Part 4. Descriptive Flora—Pteridophyta, by William R. Maxon.

VOLUME VII.

- Part 1. Plant Ecology of Porto Rico, by H. A. Gleason and
Mel. T. Cook.
- Part 2. Plant Ecology of Porto Rico (Continued).
- Part 3. Palaeobotany of Porto Rico, by Arthur Hollick.

VOLUME VIII.

- Part 1. Mycology, by Fred J. Seaver and Carlos E. Chardon, with contributions by Rafael A. Toro; F. D. Kern and H. H. Whetzel; and L. O. Overholts.
- Part 2. Supplement to Mycology, by Fred J. Seaver, Carlos E. Chardon, Rafael A. Toro and Frank D. Kern.
Revision of the Myxomycetes, by Robert Hagemstein.
Myxophyceae, by Nathaniel L. Gardner.

VOLUME IX (complete in four parts, with index).

- Part 1. Mammals—Chiroptera and Insectivora, by H. E. Anthony.
- Part 2. Mammals—Rodentia and Edentata, by H. E. Anthony.
- Part 3. Birds—Colymbiformes to Columbiformes, by A. Wetmore.
- Part 4. Birds—Psittaciformes to Passeriformes, by A. Wetmore.

VOLUME X (complete in four parts, with index).

- Part 1. Amphibians and Land Reptiles of Porto Rico, by Karl Patterson Schmidt.
- Part 2. The Fishes of Porto Rico and the Virgin Islands—Branchiostomidae to Sciaenidae, by J. T. Nichols.
- Part 3. The Fishes of Porto Rico and the Virgin Islands—Pomacentridae to Ogcocephalidae, by J. T. Nichols.
- Part 4. The Ascidians of Porto Rico and the Virgin Islands, by Willard G. Van Name.

VOLUME XI.

- Part 1. Insects of Porto Rico and the Virgin Islands—Diptera or Two-winged Flies, by C. H. Curran.

VOLUME XII.

- Part 1. Insects of Porto Rico and the Virgin Islands—Heterocera or Moths (excepting the Noctuidae, Geometridae and Pyralididae), by W. T. M. Forbes. And, Supplementary Report on the Heterocera of Porto Rico, by W. T. M. Forbes.

VOLUME XIV.

- Part 1. Insects of Porto Rico and the Virgin Islands—Odonata or Dragon-Flies, by Elsie Broughton Klots.

The above parts may be procured at \$2 each by addressing, Secretary, New York Academy of Sciences, 77th Street and Central Park West, New York, N. Y.

NEW YORK ACADEMY OF SCIENCES

SCIENTIFIC SURVEY

OF

Porto Rico and the Virgin Islands

VOLUME VIII—Part 3

Botany of Porto Rico and the Virgin Islands

Diatomaceae

Robert Hagelstein



NEW YORK:
PUBLISHED BY THE ACADEMY
1938
(Issued January 19, 1939)

NEW YORK ACADEMY OF SCIENCES

SCIENTIFIC SURVEY

OF


Porto Rico and the Virgin Islands

VOLUME VIII—Part 3

Botany of Porto Rico and the Virgin Islands

Diatomaceae

Robert Hagelstein



NEW YORK:
PUBLISHED BY THE ACADEMY
1938
(Issued January 19, 1939)

THE DIATOMACEAE OF PORTO RICO AND THE VIRGIN ISLANDS

BY ROBERT HAGELSTEIN

INTRODUCTION

The Diatomaceae of Porto Rico have not been assiduously collected or studied heretofore. Cleve,¹ in 1868, visited the island and published a few species, with others collected in various parts of the West Indian archipelago. In each of the slide collections of J. D. Möller and J. Tempère is a slide of marine diatoms from Porto Rico, and Schmidt, in the Atlas, *pl. 116, f. 8-11*, figures *Biddulphia levis thermalis* (Menagh.) Grun., reported by Cleve from the Arecibo River. Østrup,² in 1913, published his report on the diatoms of the Virgin Islands, and most of the species reported by him have been found in Porto Rico, the fresh-water flora being very similar. Möbius³ reported from Porto Rico three species of which typical examples were not found by the writer nor reported by other authors. They are in the genera *Cymbella*, *Eunotia*, and *Gomphonema*, among the species of which are many intermediate forms that are variously interpreted, and difficult to determine unless sufficient material is examined. With more extensive collections at hand, the writer has probably observed similar forms but interpreted them as other species. Six other species reported by Möbius are abundant in Porto Rican waters. Østrup's records, as well as all others known to the author, are included herein. Cleve's records of collection at Tortola, one of the British Virgin Islands, are considered within the scope of this report and are also included.

The Porto Rican collections, on which the present report is based, were made by the author during the months of January, February, and March in the years 1926, 1928 and 1929. Nearly three hundred collections were made at marine, brackish-water, plankton, and fresh-water stations, representing every part of the island.

¹ CLEVE, P. T. Diatoms from the West Indian archipelago. *Bih. Sv. Vet.-Akad. Handl.* **5**: 1-22. *pl. 1-5*. 1878.

² ØSTRUP, E. V. Diatomaceae ex Insulis Danicis Indiae Occidentalis inprimis a F. Børgesen lectae. *Dansk Bot. Ark.* **1**: 1-39. *pl. 1*. 1913.

³ MÖBIUS, M. A. J. Ueber einige in Portorico gesammelte Süßwasser und Luft-Algen. *Hedwigia* **27**: 221-249. *pl. 7-9*. 1888.

Conditions for the development of the Diatomaceae were excellent during the periods of collection, and many of the collections were extremely rich not only in the quantity of the diatoms, but in the number of species. The Virgin Islands were not visited, but scrapings from several buoys in the harbor of Christiansted were obtained with the aid of Captain N. C. Manyon of the United States Light House Tender "Columbine."

In addition to the richness of the flora, the features that stand out prominently in studying the diatoms from these collections are: the interesting flora of the thermal springs near Coamo and Ponce; the frequent occurrence of marine and brackish-water diatoms in apparently fresh water; the existence of a planktonic flora of some extent; and the great variations in size, outline, and striation that occur among many diatoms within specific limits.

It is strange to say that while the flora is extensive, certain genera, notably *Actinella*, *Asterionella*, *Ceratoneis*, *Cymatopleura*, *Diatoma*, *Fragilaria*, *Meridion*, *Rhoicosphenia*, *Tabellaria*, and *Tetracyclus*, are entirely missing from the fresh-water collections made. Many species of these genera have been reported from elsewhere in the tropics, and a few from Porto Rico or the Virgin Islands are ascribed to other authors in this report. It is possible that further collecting in the later months of the year may supply examples of these genera, as well as many other species not here recorded. The fresh-water flora, in general, bears a close resemblance to that of Venezuela as represented on slides. The marine flora is that of the regions bordering on the Gulf of Mexico, with some exceptions among those diatoms from the plankton. In addition to the new species and varieties presented, it will be noticed that a number of rare forms, such as *Achnanthes bengalensis* Grun., *Achnanthes javanica* Grun., *Amphora Jeschkei* Jan., *Caloneis disticha* (A. Schmidt) Hagelstein, *Campylodiscus peisonis* Pant., *Denticula occidentalis* Østrup, *Melosira Roeskana Porocyelia* (Ehrenb.) Grun., *Navicula brasiliiana* Cleve, *Navicula Sanctae-Crucis* Østrup, *Nitzschia Kittoni* H. L. Smith, and *Rhopalodia gibberula argentina* (Brun) Frenguelli, are present, in a living state, in Porto Rican waters.

The thermal springs of Porto Rico are: the Coamo Springs, about 4 km. from the village of Coamo; the Quintana Spring, north of Ponce; the Virella Spring, between Guayama and Arroya, on the plantation of Senõr Fco. Fuentes Jr.; and the Caguas Spring, near

Caguas. The waters of the first three springs have been analyzed, and they are heavily charged with mineral elements. The results of the analyses have been published in Vol. I, part 2, of the Scientific Survey of Porto Rico and the Virgin Islands, but the Caguas Spring is not mentioned in the Geological Reports of the Survey, and it is not known whether or not its water has been analyzed.

The Coamo Springs are the best known, the hotel there having been patronized for many years and the waters used for their therapeutic effects. The Springs are 90 m. above sea level, and the waters issue from a cliff of conglomerate and tuff at a temperature of 44C. There are no diatoms in the warm water, but where it has cooled and trickles down the face of the cliff there is a thick yellow ooze which consists, almost entirely, of diatoms. The water that flows away from the cliff, and the pools formed at the top and base are also full of diatoms.

The flora here is a distinctive one, including forms that were not found elsewhere in Porto Rico except in the waters of the Quintana or Virella Springs. The abundant development of the diatoms is undoubtedly due to the mineral elements in the spring water, for it is to be noted that in the water of the Coamo River, a short distance away from the Springs and into which their waters drain, no living examples of the typical Springs flora were found. The water of the Coamo River, while not analyzed, evidently has the mineral elements in a more diluted degree, as the diatoms found therein are those that are usual to the river waters of Porto Rico. Among the species and varieties determined from the Coamo Springs are: *Amphiprora alata* Kütz., *Amphiprora Nereis* Lewis, *Anomoconeis sphaerophora* (Kütz.) Pfitzer, *Caloneis formosa* (Greg.) Cleve, *Caloneis Silicula ventricosa* (Ehrenb.) Cleve, *Cyclotella Kuetzingiana* Thw., *Cyclotella Meneghiniana* Kütz., *Cymbella coamoensis* Hagemstein, *Cymbella helvetica* Kütz., *Cymbella turgida* Greg., *Cymbella ventricosa* Ag., *Denticula occidentalis* Østrup, *Diploneis elliptica* (Kütz.) Cleve, *Diploneis ovalis* (Hilse) Cleve, *Diploneis ovalis oblongella* (Näg.) Cleve, *Gomphonema lanceolatum* Ehrenb., *Mastogloia Smithii* Thw., *Mastogloia Smithii lanceolata* Grun., *Navicula ambigua* Ehrenb., *Navicula brasilliana* Cleve, *Navicula confervacea* (Kütz.) Grun., *Navicula Lundstroemii* Cleve, *Nitzschia Clausii* Hantzsch, *Nitzschia Denticula* Grun., *Nitzschia Kittoni* H. L. Smith, *Nitzschia Sigma* (Kütz.) W. Smith, *Nitzschia sigmoidea armoricana* (Kütz.) Grun., *Nitzschia vitrea* Norman,

Nitzschia vitrea salinarum Grun., *Pinnularia appendiculata budensis* (Grun.) Cleve, *Pinnularia distinguenda* Cleve, *Pinnularia interrupta* W. Smith, *Pinnularia Titusiana* Hagelstein, *Pinnularia viridis* (Nitzsch) Ehrenb., *Pinnularia viridis subconstricta* Hagelstein, *Rhopalodia gibberula* (Ehrenb.) O. Müll. and *Rhopalodia gibberula argentina* (Brun) Frenguelli.

The Quintana Spring is well known to the inhabitants of Ponce, who use the water for bathing purposes in bath-houses erected at the Spring. The altitude is 30 m. and the temperature of the water on emergence from the ground into a concrete cistern is about 34 C. There are no diatoms in the warm water of the cistern, but in the cooled, waste water flowing away therefrom in rivulets throughout the grounds, there is a flora similar in character to that of the Coamo Springs, but not so rich nor so numerous in species. Some of the diatoms common to both springs are: *Amphiprora alata* Kütz., *Anomoeoneis sphaerophora* (Kütz.) Pfitzer, *Caloneis formosa* (Greg.) Cleve, *Diploneis elliptica* (Kütz.) Cleve, *Navicula ambigua* Ehrenb., *Navicula brasiliiana* Cleve, *Nitzschia sigmoidea armoricana* (Kütz.) Grun., *Nitzschia vitrea* Norman, *Nitzschia vitrea salinarum* Grun., *Pinnularia viridis* (Nitzsch) Ehrenb., *Rhopalodia gibberula* (Ehrenb.) O. Müll. and *Rhopalodia gibberula argentina* (Brun) Frenguelli.

The Virella Spring is of little interest in a diatomaceous sense. The flow of water is limited, and in the small pools and ditches surrounding the Spring very few diatoms were found. These indicate a flora similar to that of the Coamo and Quintana Springs.

The Caguas Spring is in the valley north of Caguas, at an elevation of 55 m. above sea level. The Spring has a fair flow of warm water which is used by the people of the neighborhood for bathing purposes, although the Spring is somewhat inaccessible. The animal fauna is prolific, the cooled water being densely populated with Protozoa, Rotifera and other microscopic organisms. The diatom flora is not like that of the other springs, nor is it extensive, only one species, *Navicula confervacea* (Kütz.) Grun. occurring in abundance; but this tropical, filamentous form is common in Porto Rico.

An interesting feature of the Porto Rican diatom flora is the occurrence of marine and brackish-water species at altitudes and situations far removed from tidal influence. In many of the streams, at elevations of from fifty to two hundred meters, are found such

forms as *Biddulphia levis* Ehrenb. and *Nitzschia paxillifera* (O. F. Müll.) Heib., and frequently in abundance. *Actinocyclus subtilis* (Greg.) Ralfs., *Nitzschia apiculata* (Greg.) Grun. and *Nitzschia Tryblionella* Hantzsch have been noted, several times, at similar altitudes. The waters of the southern thermal springs hold such species as *Amphiprora alata* Kütz., *Amphiprora Nereis* Lewis, *Caloneis formosa* (Greg.) Cleve, *Cyclotella Meneghiniana* Kütz., *Mastogloia Smithii* Thw., *Navicula pygmaea* Kütz., *Nitzschia scalaris* (Ehrenb.) W. Smith, *Nitzschia Sigma* (Kütz.) W. Smith, *Nitzschia Tryblionella* Hantzsch, *Nitzschia vitrea* Norman, *Rhopalodia Musculus* (Kütz.) O. Müll. and *Surirella inducta* A. Schmidt. The water of a spring in Santurce, a short distance south of the Carretara, flows into the street gutter and in this gutter are living forms of *Actinocyclus subtilis* (Greg.) Ralfs, *Amphora angusta* Greg., *Caloneis Powellii* (Lewis) Cleve, *Mastogloia elegans* Lewis and *Mastogloia lanceolata* Thw. In drainage and irrigation ditches on the south side of the Island occur *Amphiprora alata* Kütz., *Amphora cymbifera* Greg., *Caloneis formosa* (Greg.) Cleve, *Cyclotella Meneghiniana* Kütz., *Nitzschia apiculata* (Greg.) Grun., *Nitzschia granulata* Grun., *Nitzschia obtusa scalpelliformis* Grun., *Nitzschia vitrea* Norman and *Nitzschia vivax* W. Smith. In small, fresh-water pools left by the rains, and in drainage and irrigation ditches, on the sandy plain along the road from Park Loiza to the Carolina road, are found *Achnanthes brevipes* Ag., *Amphiprora alata intermedia* Cleve, *Amphiprora pulchra* Bail., *Amphora cymbifera* Greg., *Mastogloia Braunii* Grun., *Navicula maculata* (Bail.) Edwards, *Nitzschia Closterium* W. Smith, *Nitzschia scalaris* (Ehrenb.) W. Smith, *Nitzschia vivax* W. Smith, *Pleurosigma elongatum gracile* Grun., *Pleurosigma pusillum* Grun., *Pleurosigma strigosum* W. Smith, *Surirella inducta* A. Schmidt, *Surirella striatula* Turp. and *Tropidoneis lepidoptera* (Greg.) Cleve.

In all these waters, the marine forms are found in the company of numerous fresh-water species. It is possible, particularly in the lowlands, that the waters contain sufficient saline elements washed from the soil to make them brackish in a slight degree. It is more likely that these elements have been removed long ago by the heavy tropical rains, and that the diatoms have adapted themselves to the fresh-water environment. The same adaptation has been noted by others in some of the higher marine plants of Porto Rico, and in a few, usually halophytic, spermatophytes.

During the month of February, in the years heretofore mentioned, abundant collections of the so-called plankton diatoms were made from the surface of the Canal de Martín Peña, a narrow strait connecting San Juan Bay with the ocean to the east. These included species of the genera *Bacteriastrum*, *Cerataulina*, *Chaetoceros*, *Eucampia*, *Guinardia*, *Hemiaulus*, *Lauderia*, *Rhizosolenia*, *Thalassiothrix* and others, as recorded in this report. The species *Melosira octogona* A. Schmidt was common in the marshes adjoining the Canal de Martín Peña, and particularly abundant in a ditch near Park Loiza, where the thick tangled filaments literally filled the ditch.

Many of the diatoms are subject to considerable variation within generally accepted specific limits, but the variation among the fresh-water diatoms of Porto Rico is far more extensive than is usual among those from so small an area. Endless differences in size, outline, and striation, from published descriptions and figures, have caused difficulty at times in making determinations, and the author has frequently been tempted to propose new species. Careful study indicates, however, that such differences are not specific, are probably due to the wide ranges of climate, temperature, altitude, and atmospheric pressure that prevail in Porto Rico, and should be considered only as extending the limits of species. In the few instances where species have been described as new, other characters were observed.

It may interest the student in Porto Rico to mention some of the other general localities where good collections were made. The marine forms were gathered chiefly in and around San Juan Bay. The submerged piling and concrete at the north side of the Naval Dock; the algae at the Quarantine Station; and scrapings from harbor buoys, periodically taken up for cleaning by the Light House authorities, have yielded rich collections. The piles of the dock in the roadstead of Mayaguez have also furnished good scrapings. The littoral marine forms are abundant, on the mud, in the mangrove swamps about San Juan and Ponce, and at the eastern end of the Island. In the marshes west of the Laguna San José at Martín Peña, almost pure gatherings of *Licmophora* and *Grammatophora* were made. Fresh-water species are abundant in almost every stream, particularly where the water flows over flat rock ledges and forms shallow pools which frequently contain higher algae. The partly submerged plants, in the slowly moving lowland

streams, support entirely different species, and when near the coast, brackish-water forms. Small pools at roadsides, and the numerous drainage and irrigation ditches are frequently very rich in diatoms. The springs along the road from Aibonito to Baranquitas, and the wet cliffs at the falls of the Toro Negro River and at similar places, have diatoms that are not found at lower altitudes.

The late Charles S. Boyer of Philadelphia, after the publication of his monograph, "Synopsis of Diatomaceae of North America," had generously offered to assist in some of the research work necessary to the preparation of this report, but this was prevented by his sudden death shortly after the author's return from Porto Rico in 1928. Whenever possible in this report, references have been made to descriptions in Boyer's monograph and to descriptions and figures in his earlier work, the "Diatomaceae of Philadelphia and vicinity." Both works are exhaustive on the North American recent Diatomaceae; they are in print, and therefore available. References have also been freely made to Wolle and Hustedt, whose books are generally available. The author knows well the difficulty of access to the literature on the Diatomaceae, and references to rare books and pamphlets have been made only when necessary.

The author's thanks are due to Dr. Nathaniel L. Britton,* Director Emeritus of the New York Botanical Garden, Dr. Bert E. Quick, of New Wilmington, Pa., and Señor José M. Salva, of Santurce, Porto Rico, for valuable assistance in the field; to Dr. Albert Mann,* of Washington, D. C., Mr. Frank J. Keeley and Dr. Thomas S. Stewart, of Philadelphia, Pa., and Dr. N. E. Brown,* of Kew, England, for aid in obscure determinations; to Dr. Marshall A. Howe* and Dr. John Hendley Barnhart, of the New York Botanical Garden, for advice in citations and bibliography; and in loving memory to his departed friend, Charles S. Boyer, whose helpful assistance, so often extended during many years, has furnished the inspiration for this work.

* Deceased.



ACHNANTHES

Bory, Dict. Class. Hist. Nat. 1: 79. 1822.

Achnanthes affinis Grun.; Cleve & Grun. Sv. Vet.-Akad. Handl. II. 17²: 20. 1880.

Boyer, Syn. N. Am. Diat. 238; Van Heurck, Syn. Diat. Belg. 130. *pl. 27, f. 39, 40*. Fresh-water. Collazo River, Porto Rico.—Continental North America; Europe.

Achnanthes angustata Grev. Quart. Jour. Micr. Sci. 7: 163. *pl. 8, f. 9*. 1859. Boyer, Syn. N. Am. Diat. 234; H. L. Smith, Type Slide 609.

Marine. Common in San Juan Bay and at Fajardo, Porto Rico; St. Croix (Østrup, as *A. brevipes angustata*).—Coasts of North America; widely distributed. PLATE 3, FIG. 1.

Achnanthes bengalensis Grun.; Cleve & Grun. Sv. Vet.-Akad. Handl. II. 17²: 18. 1880.

Boyer, Syn. N. Am. Diat. 232; Østrup, Dansk Bot. Ark. 1¹: 14. *pl. 1, f. 16*.

Marine. San Juan Bay, Fajardo, Gallardo Shoals, Porto Rico; St. Croix (Østrup).—Bengal. PLATE 3, FIG. 2, 3.

Achnanthes Biasolettiana Grun.; Cleve & Grun. Sv. Vet.-Akad. Handl. II. 17²: 22. 1880.

Boyer, Syn. N. Am. Diat. 239; Van Heurck, Syn. Diat. Belg. 130. *pl. 27, f. 27, 28*. Fresh-water. Collazo River, Porto Rico.—Yellowstone Park; Europe.

Achnanthes brevipes Ag. Syst. Alg. 1. 1824.

Boyer, Syn. N. Am. Diat. 232; Boyer, Diat. Phila. 59. *pl. 16, f. 3*.

Marine. Abundant in San Juan Bay and adjoining marshes, Porto Rico.—Atlantic coast of North America; widely distributed.

A small variety, 25–30 μ in length, but with typical striation 7 in 10 μ , occurs in a brackish ditch near Park Loiza, Porto Rico.

Achnanthes Curvirostrum Brun, Le Diat. 2: *pl. 16, f. 84, 85*. 1895.

Boyer, Syn. N. Am. Diat. 235.

Marine. San Juan Bay, Porto Rico.—Connecticut. PLATE 3, FIG. 4, 5.

Achnanthes delicatula (Kütz.) Grun.; Cleve & Grun. Sv. Vet.-Akad. Handl. II. 17²: 22. 1880.

Achnanthidium delicatulum Kütz. Bac. 75. *pl. 3, f. XXI*. 1844.

Boyer, Syn. N. Am. Diat. 236; Van Heurck, Syn. Diat. Belg. 130. *pl. 27, f. 3, 4*.

Marine. San Juan Bay, Porto Rico.—San Francisco; Europe; Greenland.

Achnanthes exigua Grun.; Cleve & Grun. Sv. Vet.-Akad. Handl. II. 17²: 21. 1880.

Boyer, Syn. N. Am. Diat. 238; Boyer, Diat. Phila. 59. *pl. 16, f. 14, 15*.

Fresh-water. Common in Porto Rico; St. Thomas, St. Croix, St. Jan (Østrup).—Widely distributed.

Achnanthes gibberula Grun.; Cleve & Grun. Sv. Vet.-Akad. Handl. II. 17²: 22. 1880.

Cleve, Sv. Vet.-Akad. Handl. II. 27³: 184; Van Heurck, Syn. Diat. Belg. *pl. 27, f. 47–49*.

Brackish-water. San Juan, Porto Rico.—East Indies.

- Achnanthes indica** Brun, Diatomiste 1: 173. *pl. 24, f. 13, 14.* 1893.
Boyer, Syn. N. Am. Diat. 232 (as *A. brevipes indica*).
Marine. Canal de Martín Peña, Porto Rico.—San Pedro Bay, California;
Indian Ocean.
- Achnanthes inflata** (Kütz.) Grun. Reise Novara Bot. 1: 7. 1867.
Stauroneis inflata Kütz. Bac. 105. *pl. 30, f. 22.* 1844.
Boyer, Syn. N. Am. Diat. 233; Boyer, Diat. Phila. 59. *pl. 16, f. 7, 8.*
Fresh-water. Common in Porto Rico; St. Thomas, St. Croix (Østrup).—Cuba;
Jamaica; Trinidad; the tropics generally.
- Achnanthes javanica** Grun.; Cleve & Grun. Sv. Vet.-Akad. Handl. II. 17²: 18.
1880.
Cleve, Sv. Vet.-Akad. Handl. II. 27²: 196.
Marine. San Juan Bay, Porto Rico.—Java; China. PLATE 3, FIG. 6.
- Achnanthes lanceolata** (Bréb.) Grun.; Cleve & Grun. Sv. Vet.-Akad. Handl.
II. 17²: 23. 1880.
Achnanthidium lanceolatum Bréb.; Kütz. Sp. Alg. 54. 1849.
Boyer, Syn. N. Am. Diat. 234; Boyer, Diat. Phila. 59. *pl. 16, f. 10-12.*
Fresh-water. Common in Porto Rico.—Widely distributed.
- Achnanthes lanceolata Haynaldii** (Schaarsch.) Cleve, Diatomiste 2: 99.
pl. 7, f. 14. 1894.
Achnanthes Haynaldii Schaarsch. Magy. Növény. Lapok 5: 20. 1881.
Fresh-water. Road 1, K. 13.8, Porto Rico.—Ecuador.
- Achnanthes linearis** (W. Smith) Grun.; Cleve & Grun. Sv. Vet.-Akad. Handl.
II. 17²: 23. 1880.
Achnanthidium lineare W. Smith, Ann. Mag. Nat. Hist. II. 15: 8. *pl. 1, f. 9.* 1855.
Boyer, Syn. N. Am. Diat. 237; Van Heurck, Syn. Diat. Belg. 131. *pl. 27, f. 31, 32.*
Fresh-water. Collazo River, Porto Rico; St. Thomas (Østrup).—North America;
Europe.
- Achnanthes longipes** Ag. Syst. Alg. 1. 1824.
Boyer, Syn. N. Am. Diat. 231; Boyer, Diat. Phila. 58. *pl. 16, f. 1, 2.*
Marine. San Juan Bay, Mayaguez, Porto Rico.—Atlantic coast of North
America; Europe; widely distributed.
- Achnanthes microcephala** (Kütz.) Cleve, Sv. Vet.-Akad. Handl. II. 27²: 188.
1895.
Achnanthidium microcephalum Kütz. Bac. 75. *pl. 3, f. XIII, XIX.* 1844.
Boyer, Syn. N. Am. Diat. 237; Van Heurck, Syn. Diat. Belg. 131. *pl. 27, f. 20-23.*
Fresh-water. Collazo River, Porto Rico.—Pennsylvania; Europe.
- Achnanthes minutissima** Kütz. Bac. 75. *pl. 13, f. IIc; pl. 14, f. IV, 2b.* 1844.
Boyer, Syn. N. Am. Diat. 237; Van Heurck, Syn. Diat. Belg. 131. *pl. 27, f. 35-38.*
Fresh-water. Collazo River, Porto Rico.—Europe; probably widely distributed.
- Achnanthes parvula** Kütz. Bac. 76. *pl. 21, f. V.* 1844.
Boyer, Syn. N. Am. Diat. 232; Van Heurck, Syn. Diat. Belg. 129. *pl. 26, f. 25-28.*
Marine. San Juan Bay, Porto Rico.—Long Island Sound; Europe.
- Achnanthes perminuta** Østrup, Dansk Bot. Ark. 1¹: 14. *pl. 1, f. 15.* 1913.
Boyer, Syn. N. Am. Diat. 239.
Marine. St. Thomas (Østrup).—Known only from this locality.

This diatom is meagerly described and poorly figured by Østrup. It is probably a small form of *Achnanthes brevipes* Ag., numerous small varieties of which are found in Porto Rican waters.

Achnanthes subsessilis Kütz. Bac. 76. *pl. 20, f. IV.* 1844.

Boyer, Syn. N. Am. Diat. 233; Boyer, Diat. Phila. 59. *pl. 16, f. 4-6.*

Marine. Common in Porto Rican waters; St. Thomas, St. Croix (Østrup, as *A. brevipes intermedia*).—Atlantic coast of North America; Europe; widely distributed.

ACTINOCYCLUS

Ehrenb. Abh. Akad. Berlin 1836: 118. 1837.

Actinocyclus crassus (W. Smith) Ralfs; Pritchard, Infusoria 835. 1861.

Eupodiscus crassus W. Smith, Syn. Brit. Diat. 1: 24. *pl. 4, f. 41.* 1853.

Van Heurck, Syn. Diat. Belg. 215. *pl. 124, f. 6, 8;* H. & M. Perag. Diat. Mar. France 417. *pl. 114, f. 3, 4.*

Marine. Gallardo Shoals, Porto Rico; harbor of Christiansted, St. Croix; St. Thomas, St. Croix (Østrup).—Europe; widely distributed.

Actinocyclus curvatulus Jan.; A. Schmidt, Atlas *pl. 57, f. 31.* 1878.

Hustedt; Rab. Krypt.-Flora 7: 538. *f. 307.*

Marine. Gallardo Shoals, Porto Rico; harbor of Christiansted, St. Croix.—Kerguelen Land; British Columbia; Norway.

Actinocyclus Ehrenbergii Ralfs; Pritchard, Infusoria 834. 1861.

Boyer, Syn. N. Am. Diat. 84; Van Heurck, Syn. Diat. Belg. 215. *pl. 123, f. 7.*

Marine. San Juan Bay, Porto Rico.—Widely distributed.

Actinocyclus fasciculatus Castr. Rep. Voy. Chall. Bot. 2: 144. *pl. 4, f. 8.* 1886.

Boyer, Syn. N. Am. Diat. 83.

Marine. Fajardo, Porto Rico.—Coasts of North America.

Actinocyclus moniliformis Ralfs; Pritchard, Infusoria 834. 1861.

Boyer, Syn. N. Am. Diat. 84; Boyer, Diat. Phila. 27. *pl. 6, f. 2.*

Marine. San Juan Bay, Porto Rico; harbor of Christiansted, St. Croix; Virgin Islands (Cleve, as *A. tenellus* Bréb.).—Coasts of North America; Europe.

Actinocyclus subtilis (Greg.) Ralfs; Pritchard, Infusoria 835. 1861.

Eupodiscus subtilis Greg. Trans. Roy. Soc. Edinb. 21: 501. *pl. 11, f. 50.* 1857.

Boyer, Syn. N. Am. Diat. 85; Van Heurck, Syn. Diat. Belg. 216. *pl. 124, f. 7.*

Marine. San Juan Bay, Gallardo Shoals, Porto Rico; harbor of Christiansted, St. Croix; St. Thomas, St. Croix (Østrup).—Widely distributed.

This marine diatom has been observed frequently in fresh-water collections from Porto Rico made at altitudes far removed from tidal influence. Among them may be mentioned collections from the Rio Plata near Comerio, from the river between Guaynabo and La Muda, and from a spring on the Military Road near the Governor's house.

ACTINOPTYCHUS

Ehrenb. Abh. Akad. Berlin 1839: 137. 1841.

Actinoptychus splendens (Shadb.) Ralfs; Pritchard, Infusoria 840. 1861.

Actinophacnia splendens Shadb. Trans. Micr. Soc. Lond. II. 2: 16. 1854.

Boyer, Syn. N. Am. Diat. 66; Wolle, Diat. N. Am. *pl. 92, f. 9.*

Marine. San Juan Bay, Fajardo, Porto Rico; Virgin Islands (Cleve).—Widely distributed.

Actinoptychus splendens Halionyx Grun.; Van Heurek, Syn. Diat. Belg. *pl. 119, f. 3.* 1881.

Boyer, Syn. N. Am. Diat. 66.

Marine. San Juan Bay, Porto Rico.—Distributed with the type.

Actinoptychus undulatus (Kütz.) Ralfs; Pritchard, Infusoria 839. *pl. 5, f. 88.* 1861.

Actinocyclus undulatus Kütz. Bac. 132. *pl. 1, f. XXIV.* 1844.

Actinocyclus sp. Bail. Am. Jour. Sci. **42**: *pl. 2, f. 11.* 1842.

Boyer, Syn. N. Am. Diat. 64; Boyer, Diat. Phila. 24. *pl. 4, f. 1, 2, 4, 6.*

Marine and brackish-water. San Juan Bay, Fajardo, Porto Rico.—Widely distributed.

Actinoptychus vulgaris Schum. Schrift. Phys.-Ökon. Ges. Königsb. **8**: 64. 1867.

H. & M. Perag. Diat. Mar. France 410. *pl. 111, f. 2, 3*; Temp. & Perag. Diat. Monde Entier ed. 2. 453. slide 932.

Marine. Porto Rico (Temp. & Perag.).—Europe.

The form on Tempère & Peragallo's slide appears to be a variation of *A. splendens*.

AMPHIPLEURA

Kütz. Bac. 103. 1844.

Amphipleura pellucida Kütz. Bac. 103. *pl. 3, f. LII*; *pl. 30, f. 84.* 1844.

Boyer, Syn. N. Am. Diat. 303; Boyer, Diat. Phila. 78. *pl. 17, f. 9*; Wolle, Diat. N. Am. *pl. 31, f. 3-5.*

Brackish-water and fresh-water. Rio Grande de Loiza near Carolina, Porto Rico.—Widely distributed.

This diatom was abundant in the collection noted and was also observed sparingly in several others. The forms are small, 60–80 μ in length, but the breadth is 7.5–9 μ , the same as in longer forms from temperate waters, thus making the relation of breadth to length much greater in the Porto Rico specimens. The striae are strong and typical, about 39 in 10 μ . I have found no record heretofore of the occurrence of this diatom in tropical waters.

Amphipleura rutilans (Trent.) Cleve, Sv. Vet.-Akad. Handl. II. **26**²: 126. 1894.

Conferva rutilans Trent.; Roth, Cat. Bot. **2**: 179. 1800.

Boyer, Syn. N. Am. Diat. 304; Boyer, Diat. Phila. 78. *pl. 17, f. 10, 11.*

Marine. St. Croix (Østrup).—Atlantic coast of North America; Europe; Asia; Africa.

AMPHIPRORA

Ehrenb. Abh. Akad. Berlin **1841**: 401. 1843.

Amphiprora alata Kütz. Bac. 107. *pl. 3, f. LXIII.* 1844.

Boyer, Syn. N. Am. Diat. 483; Boyer, Diat. Phila. 68. *pl. 14, f. 3.*

Marine, brackish-water, and fresh-water. Common in Porto Rico.—Atlantic and Pacific coasts of North America; widely distributed.

Abundant at the southern thermal springs and in the waters draining therefrom; it is subject to considerable variation in size and striation, and many examples have striae as coarse as 7 in 10 μ . Numerous hyaline forms, 75–100 μ

in length, with 18 striae in 10 μ , are undoubtedly close to *A. Nereis* Lewis, but I can see no reason for separating them from *A. alata*. All these variations appear to be departures from the typical form and possibly caused by the varying quantity of the mineral elements in the spring waters when mixed with purer waters.

Amphiprora alata intermedia Cleve, Sv. Vet.-Akad. Handl. II. 26²: 16. 1894. Boyer, Syn. N. Am. Diat. 483.

Brackish-water. Laguna San José, Salinas, Porto Rico.—Distributed with the type.

Has coarser striae than the type, 10-11 in 10 μ .

Amphiprora gigantea septentrionalis (Grun.) Cleve, Sv. Vet.-Akad. Handl. II. 26²: 18. 1894.

Amphiprora decussata septentrionalis Grun.; Cleve & Grun. Sv. Vet.-Akad. Handl. II. 17²: 63. pl. 5, f. 87. 1880.

Boyer, Syn. N. Am. Diat. 486.

Marine. Canal de Martin Peña, Porto Rico.—Europe.

The Porto Rican specimens have striae on the valve, 22 in 10 μ ; and punctate, decussate striae on the keel, 22 in 10 μ .

Amphiprora Nereis Lewis, Proc. Acad. Phila. 1861: 64. pl. 1, f. 6. 1861.

Boyer, Syn. N. Am. Diat. 485; Wolle, Diat. N. Am. pl. 107, f. 1, 2.

Brackish-water. St. Thomas, St. Croix (Østrup, as *A. paludosa Nereis*).—Narragansett, Rhode Island.

Typical specimens of this species were not found in Porto Rico, but forms with 18 striae in 10 μ occur at the thermal springs and are very close thereto.

Amphiprora pulchra Bail. Smith. Contr. 2⁸: 38. pl. 2, f. 16, 18. 1851.

Boyer, Syn. N. Am. Diat. 483; Boyer, Diat. Phila. 68. pl. 14, f. 1, 2.

Marine and brackish-water. Common in Porto Rico.—Atlantic coast of North America.

Amphiprora sulcata O'Meara, Quart. Jour. Micr. Sci. II. 11: 22. pl. 3, f. 3. 1871.

Boyer, Syn. N. Am. Diat. 485.

Marine. Canal de Martin Peña, Porto Rico.—Jamaica; Seychelle Islands.

Porto Rican specimens have striae on the valve, 12 in 10 μ ; and punctate, decussate striae on the keel, 13 in 10 μ .

AMPHORA

Ehrenb. Ber. Akad. Berlin 1840: 205. 1840.

Amphora acuta Greg. Trans. Roy. Soc. Edinb. 21: 524. pl. 14, f. 93. 1857.

Boyer, Syn. N. Am. Diat. 265; Van Heurck, Treatise 139. pl. 24, f. 692; A. Schmidt, Atlas pl. 26, f. 19, 20.

Marine. San Juan Bay, Porto Rico.—Atlantic coast of North America; Europe; Asia; Africa.

Amphora acutiuscula Kütz. Bae. 108. pl. 5, f. XXXII. 1844.

Boyer, Syn. N. Am. Diat. 261; Van Heurck, Syn. Diat. Belg. 57. pl. 1, f. 18.

Marine and brackish-water. Common in Porto Rico; St. Thomas, St. Croix (Østrup).—Widely distributed.

Amphora angusta Greg. Trans. Roy. Soc. Edinb. **21**: 510. *pl. 12, f. 66.* 1857.

Cleve, Sv. Vet.-Akad. Handl. II. **27**³: 135; A. Schmidt, Atlas *pl. 25, f. 15.*

Marine. Common along the coast and in the mangrove marshes of Porto Rico; harbor of Christiansted, St. Croix; St. Thomas, St. Croix, St. Jan (Østrup).—Jamaica; Asia; Africa; Europe.

Amphora angusta diducta (A. Schmidt) Cleve, Sv. Vet.-Akad. Handl. II. **27**³: 135. 1895.

Amphora diducta A. Schmidt, Atlas *pl. 25, f. 13.* 1875.

Marine. San Juan Bay, Porto Rico.—Java; Japan.

Amphora arcuata A. Schmidt, Atlas *pl. 26, f. 27-29.* 1875.

Boyer, Syn. N. Am. Diat. 266; Wolle, Diat. N. Am. *pl. 9, f. 11.*

Marine. St. Croix (Østrup, as *A. acuta arcuata*).—Widely distributed.

Amphora aspera P. Petit, Fonds Mer. **3**: 177. *pl. 4, f. 9.* 1877.

Boyer, Syn. N. Am. Diat. 266; Cleve, Sv. Vet.-Akad. Handl. II. **27**³: 128. *pl. 3, f. 22.*

Marine. St. Croix (Østrup).—Gulf of Naples; New Zealand.

Amphora bigibba Grun.; A. Schmidt, Atlas *pl. 25, f. 66, 67, 69, 70-76.* 1875.

Boyer, Syn. N. Am. Diat. 261.

Marine. Fajardo, Porto Rico; St. Thomas, St. Croix (Østrup); Virgin Islands (Cleve).—Widely distributed.

Amphora bigibba capitata, new variety.

Ends of valve strongly capitate. Striae about 25 in 10 μ , punctate. Length 18-20 μ .

Apicibus capitatis; striis punctatis 25 in 10 μ ; long. 18-20 μ .

Marine. Naval Dock, San Juan Bay, Porto Rico; harbor of Christiansted, St. Croix. PLATE 3, FIG. 7.

The strongly capitate ends and close striation separate this variety from the typical form.

Amphora Clevei Grun.; A. Schmidt, Atlas *pl. 25, f. 46-48.* 1875.

Boyer, Syn. N. Am. Diat. 272; Wolle, Diat. N. Am. *pl. 4, f. 21.*

Marine. Virgin Islands (Cleve).—North Carolina; Florida; tropical North America.

Amphora coffeaeformis (Ag.) Kütz. Bac. 108. *pl. 5, f. XXXVII.* 1844.

Frustulia coffeaeformis Ag. Flora **10**: 627. 1827.

Boyer, Syn. N. Am. Diat. 260; Wolle, Diat. N. Am. *pl. 4, f. 11, 19, 20; pl. 9, f. 1.*

Marine. Fajardo, Porto Rico; St. Thomas, St. Croix, St. Jan (Østrup).—Widely distributed in fresh and brackish water, and the water of hot springs.

Amphora costata W. Smith, Syn. Brit. Diat. **1**: 20. *pl. 30, f. 253.* 1853.

Boyer, Syn. N. Am. Diat. 262; A. Schmidt, Atlas *pl. 25, f. 29, 30* (as *A. inflata*).

Marine. Fajardo, Ponce, Porto Rico.—Widely distributed.

Amphora crassa Greg. Trans. Micr. Soc. Lond. II. **5**: 72. *pl. 1, f. 35.* 1857.

Boyer, Syn. N. Am. Diat. 257; Boyer, Diat. Phila. 65. *pl. 15, f. 3; Wolle, Diat. N. Am. pl. 4, f. 36, 37.*

Marine. St. Thomas (Østrup).—Atlantic coast of North America; Europe; Asia.

Amphora cymbelloides Grun. Hedwigia 6: 24. 1867.

Boyer, Syn. N. Am. Diat. 271; A. Schmidt, Atlas pl. 26, f. 61, 62 (as *A. angusta glaberrima*).

Marine. San Juan Bay, Fajardo, Gallardo Shoals, Porto Rico; St. Thomas, St. Croix, St. Jan (Østrup).—Honduras; Barbados; Seychelles.

Amphora cymbifera Greg. Trans. Roy. Soc. Edinb. 21: 526. pl. 14, f. 97. 1857.

Boyer, Syn. N. Am. Diat. 262; A. Schmidt, Atlas pl. 25, f. 17-19, 32-36.

Marine and brackish-water. Common in Porto Rico; St. Thomas (Østrup, as *A. Terroris*).—Widely distributed.

Amphora cymbiformis Cleve, Sv. Vet.-Akad. Handl. II. 27³: 136. 1895.

A. Schmidt, Atlas pl. 25, f. 9.

Marine. Ponce, Porto Rico.—Port Jackson; Labuan. PLATE 3, FIG. 8.

Striae 17 in 10 μ . Differs from *A. angusta* Greg. in the narrow, axial area. Porto Rican specimens all show a wider separation of the median striae.

Amphora decussata Grun. Hedwigia 6: 23. 1867; Mo. Micr. Jour. 18: 178. pl. 195, f. 9. 1877.

Boyer, Syn. N. Am. Diat. 267; Cleve, Sv. Vet.-Akad. Handl. II. 27³: 128. pl. 4, f. 10.

Marine. San Juan Bay and mangrove marshes, Porto Rico.—Honduras; Barbados; Europe; China.

Amphora dubia A. Schmidt, Atlas pl. 27, f. 20-26. 1875.

Boyer, Syn. N. Am. Diat. 272; Cleve, Sv. Vet.-Akad. Handl. II. 27³: 102. pl. 4, f. 5, 6.

Marine. San Juan Bay and mangrove marshes, Porto Rico.—Campeche Bay; Europe; Asia.

Amphora egregia Ehrenb. Monatsber. Akad. Berlin 1861: 294. 1861; Abh. Akad. Berlin 1872: pl. 2, f. 20. 1873.

Boyer, Syn. N. Am. Diat. 257; Cleve, Sv. Vet.-Akad. Handl. II. 27³: 110; A. Schmidt, Atlas pl. 28, f. 13-15.

Marine. San Juan Bay, Gallardo Shoals, Porto Rico; Virgin Islands (Cleve, as *A. exornata*).—Widely distributed.

Amphora Eulensteinii Grun.; A. Schmidt, Atlas pl. 25, f. 1-3. 1875.

Boyer, Syn. N. Am. Diat. 270; Boyer, Diat. Phila. 67. pl. 15, f. 16 (as variety of *A. angusta*).

Marine. San Juan Bay, Canal de Martin Peña, Porto Rico.—Atlantic coast of North America.

Amphora exigua Greg. Trans. Roy. Soc. Edinb. 21: 514. pl. 12, f. 75. 1857.

Boyer, Syn. N. Am. Diat. 262; Cleve, Sv. Vet.-Akad. Handl. II. 27³: 123.

Marine. Porto Rico (fresh-water).—West Indies; Europe; Arctic; Hawaii. PLATE 3, FIG. 9.

This little diatom, which I believe to be *A. exigua* Greg., is abundantly distributed throughout the fresh-water streams of Porto Rico. It is perhaps the same as the fresh-water form from the Virgin Islands reported by Østrup as *A. turgida* Greg. There is little difference between the two species, but I am inclined to place the Porto Rican examples with *A. exigua* as they generally are narrower than those figured by Østrup, although broader forms also occur. Size 23-30 μ . Striae 12-14 in 10 μ .

Amphora gigantea Grun.; A. Schmidt, Atlas *pl. 27, f. 46, 46**. 1875.

Boyer, Syn. N. Am. Diat. 255; Wolle, Diat. N. Am. *pl. 9, f. 20*.

Marine. San Juan marshes, Porto Rico.—Campeche Bay; Gulf of Mexico; Europe; Japan.

Amphora gigantea fusca (A. Schmidt) Cleve, Sv. Vet.-Akad. Handl. II. **27**: 106. 1895.

Amphora fusca A. Schmidt, Atlas *pl. 27, f. 68*. 1875.

Boyer, Diat. Phila. 65. *pl. 38, f. 1*.

Marine. St. Thomas (Østrup).—Gulf of Mexico; Europe; tropical waters, widely distributed.

Amphora Jeschkei Jan.; A. Schmidt, Atlas *pl. 39, f. 14*. 1876; Diat. Gazelle Exp. *pl. 22, f. 19*. 1888-1889?

Cleve, Sv. Vet.-Akad. Handl. II. **27**: 123.

Marine? Abundant in a brackish ditch near Park Loiza, Porto Rico—type locality unknown and not known from elsewhere. PLATE 3, FIG. 10-12.

Cleve's description was probably based on the figure in Schmidt's Atlas, as very few copies of the Gazelle plates and text were distributed. I have been unable to find a reference to another collection of the diatom and it is practically unknown to students. The Porto Rican forms, in frustule, have undulate margins and broadly truncate ends. The length is from 52-60 μ and the breadth from 17-20 μ . Valves narrow, undulate, with protracted, incurved ends. Raphe strongly biarcuate and close to the ventral margin which is not striated. Dorsal margin with striae, 12 in 10 μ . Four or more longitudinal rows of puncta on the zone.

Amphora laevisissima Greg. Trans. Roy. Soc. Edinb. **21**: 513. *pl. 12, f. 72*. 1857.

Van Heurck, Syn. Diat. Belg. 56. *pl. 1, f. 15*; Van Heurck, Treatise 139. *pl. 24, f. 694*; Wolle, Diat. N. Am. *pl. 4, f. 3-6*; *pl. 9, f. 4*.

Marine. San Juan Bay and marshes, Porto Rico.—Europe.

Amphora lineolata Ehrenb. Abh. Akad. Berlin **1841**: 367. *pl. 1, III, f. 12*. 1843.

Navicula lineolata Ehrenb. Inf. 188. *pl. 14, f. 4*. 1838.

Boyer, Syn. N. Am. Diat. 264; Boyer, Diat. Phila. 66. *pl. 15, f. 9, 10*; Perag. Diat. Mar. France 225. *pl. 50, f. 10-12*.

Brackish-water. St. Croix (Østrup).—North America; Europe; Asia.

Amphora macilenta Greg. Trans. Roy. Soc. Edinb. **21**: 510. *pl. 12, f. 65*. 1857.

Cleve, Sv. Vet.-Akad. Handl. II. **27**: 121; II. & M. Perag. Diat. Mar. France 231. *pl. 50, f. 26*.

Marine. Fajardo, Porto Rico.—Europe.

Amphora marina W. Smith, Am. Mag. Nat. Hist. II. **19**: 7. *pl. 1, f. 2*. 1857.

A. Schmidt, Atlas *pl. 26, f. 67* (as *A. nana* Greg.).

Marine. St. Croix (Østrup).—Widely distributed.

Amphora Muellieri A. Schmidt, Atlas *pl. 26, f. 31*. 1875.

Cleve, Sv. Vet.-Akad. Handl. II. **27**: 140.

Marine. San Juan Bay, Porto Rico.—North Sea.

Amphora Normanii Rab. Flora Eur. Alg. **1**: 88. 1864.

Cleve, Sv. Vet.-Akad. Handl. II. **27**: 119; Van Heurck, Syn. Diat. Belg. 56. *pl. 1, f. 12*; A. Schmidt, Atlas *pl. 26, f. 90-92* (as *A. humicola* Grun.).

Fresh-water. Common in Porto Rico.—Europe.

Amphora obtusa Greg. Trans. Micr. Soc. Lond. II. **5**: 72. *pl. 1, f. 34, 34**. 1857.
Boyer, Syn. N. Am. Diat. 268; Boyer, Diat. Phila. 67. *pl. 15, f. 4*.
Marine. San Juan Bay, Porto Rico; harbor of Christiansted, St. Croix; St. Thomas (Østrup); Virgin Islands (Cleve).—Widely distributed.

Amphora ocellata cingulata Cleve, Sv. Vet.-Akad. Handl. II. **27**³: 133. *pl. 3, f. 39*. 1895.

Amphora cingulata Cleve, Bih. Sv. Vet.-Akad. Handl. **5**⁴: 9. *pl. 3, f. 15*. 1878.
Boyer, Diat. Phila. 67. *pl. 15, f. 14, 15*; A. Schmidt, Atlas *pl. 26, f. 17*.

Marine. San Juan Bay, Porto Rico; St. Thomas, St. Croix (Østrup); Virgin Islands (Cleve).—Gulf of Mexico; West Indies; Europe.

Amphora ostrearia vitrea Cleve, Sv. Vet.-Akad. Handl. II. **27**³: 129. 1895.

Amphora vitrea Cleve, Öfvers. Vet.-Akad. Förhandl. **25**: 237. *pl. 4, f. 5, 6*. 1868.
Boyer, Syn. N. Am. Diat. 265; A. Schmidt, Atlas *pl. 39, f. 15-17* (as *A. Porcellus* Kitton).

Marine. San Juan Bay, Porto Rico; Virgin Islands (Cleve, as *A. Porcellus* Kitton).—West Indies; Europe; Japan.

Amphora ovalis Kütz. Bac. 107. *pl. 5, f. XXXV, XXXIX*. 1844.

Boyer, Syn. N. Am. Diat. 254; Boyer, Diat. Phila. 65. *pl. 15, f. 7*.

Brackish-water and fresh-water. Common in Porto Rico.—Widely distributed.

Amphora ovalis libyca (Ehrenb.) Cleve, Sv. Vet.-Akad. Handl. II. **27**³: 104. 1895.

Amphora libyca Ehrenb. Ber. Akad. Berlin **1840**: 205. 1840.

Wolle, Diat. N. Am. *pl. 3, f. 14; pl. 4, f. 14*; A. Schmidt, Atlas *pl. 26, f. 102*-105*.
Brackish-water and fresh-water. Common in Porto Rico.—Europe.

Amphora ovalis Pediculus (Kütz.) Van Heurck, Syn. Diat. Belg. 59. *pl. 1, f. 4-7*. 1885.

Cymbella Pediculus Kütz. Bac. 80. *pl. 5, f. VIII, 1*. 1844.

Cleve, Sv. Vet.-Akad. Handl. II. **27**³: 105.

Fresh-water. Common in Porto Rico.—Widely distributed.

Amphora Proteus Greg. Trans. Roy. Soc. Edinb. **21**: 518. *pl. 13, f. 81*. 1857.

Boyer, Syn. N. Am. Diat. 254; Boyer, Diat. Phila. 65. *pl. 15, f. 5, 6, 19*; Wolle, Diat. N. Am. *pl. 3, f. 10, 11; pl. 9, f. 19*.

Marine and brackish-water. Common in Porto Rico; St. Thomas, St. Croix, St. Jan (Østrup).—Widely distributed.

Amphora protracta gallica Hérib. Diat. Foss. d'Auv. **3**: 61. *pl. 13, f. 1*. 1908.
Fresh-water. St. Croix (Østrup).—France.

Forms, common in the Porto Rican fresh waters and similar to Héribaud's figure, are usually in the company of *A. acutiuscula* Kütz. and I consider them to be variations of the latter species.

Amphora spectabilis Greg. Trans. Roy. Soc. Edinb. **21**: 516. *pl. 13, f. 80*. 1857.
Boyer, Syn. N. Am. Diat. 269; Wolle, Diat. N. Am. *pl. 3, f. 7, 8*; A. Schmidt, Atlas *pl. 40, f. 20-23*.

Marine. San Juan Bay, Porto Rico; harbor of Christiansted, St. Croix.—Widely distributed.

Amphora staurophora Castr. Rep. Voy. Chall. Bot. **2**: 20. *pl. 27, f. 6.* 1886.
Cleve, Sv. Vet.-Akad. Handl. II. **27**³: 129. *pl. 4, f. 33, 34*; A. Schmidt, Atlas *pl. 25, f. 85, 86.*

Marine. San Juan Bay, Porto Rico.—Pensacola; Europe; Davis Strait.
Porto Rican forms are like Schmidt's figures.

Amphora sulcata A. Schmidt, Atlas *pl. 26, f. 46, 47.* 1875.

Boyer, Syn. N. Am. Diat. 266.

Marine. San Juan Bay, Porto Rico; St. Thomas (Østrup, as *A. Arcus sulcata*).—
Barbados; Europe; Asia. PLATE 3, FIG. 13.

Amphora turgida Greg. Trans. Roy. Soc. Edinb. **21**: 510. *pl. 12, f. 63.* 1857.

A. Schmidt, Atlas *pl. 25, f. 31*; Østrup, Dansk Bot. Ark. **1**¹: 32. *pl. 1, f. 25.*

Marine. Harbor of Christiansted, St. Croix; St. Thomas, St. Croix, St. Jan
(Østrup, also in fresh water); Virgin Islands (Cleve).—Europe.

Amphora veneta Kütz. Bac. 108. *pl. 3, f. XXV.* 1844.

Boyer, Syn. N. Am. Diat. 261; Van Heurck, Syn. Diat. Belg. 58. *pl. 1, f. 17.*

Fresh-water. Common in Porto Rico.—North America; Europe.

ANALUS

Ehrenb. Ber. Akad. Berlin **1844**: 197. 1844.

Analus birostratus Grun.; Van Heurck, Syn. Diat. Belg. *pl. 22bis, f. 15; pl. 103, f. 1-3.* 1880.

Biddulphia birostrata Grun. Verh. Zool.-Bot. Ges. Wien **13**: 158. *pl. 4, f. 23.* 1863.

Boyer, Syn. N. Am. Diat. 143; Hustedt, in Rab. Krypt.-Flora **7**¹: 893. *f. 530.*

Marine. Virgin Islands (Cleve).—Coast of Peru; Balearic Islands.

ANOMOEONEIS

Pfitzer, Bot. Abh. Hanstein **2**: 77. 1871.

Anomoeoneis polygramma (Ehrenb.) Cleve, Sv. Vet.-Akad. Handl. II. **27**³: 6. 1895.

Stauroneis polygramma Ehrenb. Abh. Akad. Berlin **1841**: 423. *pl. 2, VI, f. 30.* 1843.

Boyer, Syn. N. Am. Diat. 324; Wolle, Diat. N. Am. *pl. 9, f. 46* (as *Navicula bohémica* Ehrenb.).

Marine and brackish-water. San Juan Bay, Porto Rico.—North America; Cuba;
Europe.

Anomoeoneis sculpta (Ehrenb.) Cleve, Sv. Vet.-Akad. Handl. II. **27**³: 6. 1895.
Navicula sculpta Ehrenb. Mikrogeol. *pl. 10, I, f. 5.* 1854.

Boyer, Syn. N. Am. Diat. 324; Van Heurck, Syn. Diat. Belg. 100. *pl. 12, f. 1.*

Brackish-water. San Juan, Porto Rico.—California; Europe; New Zealand;
Ecuador.

Anomoeoneis sphaerophora (Kütz.) Pfitzer, Bot. Abh. Hanstein **2**: 77. *pl. 3, f. 10.* 1871.

Navicula sphaerophora Kütz. Bac. 95. *pl. 4, f. XVII.* 1844.

Boyer, Syn. N. Am. Diat. 324; Boyer, Diat. Phila. 80. *pl. 40, f. 2.*

Brackish-water and fresh-water. Common in Porto Rico; St. Croix (Østrup).—
Jamaica; Guatemala; widely distributed.

Anomoeoneis sphaerophora biceps (Ehrenb.) Cleve, Sv. Vet.-Akad. Handl. II. 27³: 6. 1895.

Navicula biceps Ehrenb. Abh. Akad. Berlin 1841: 418. *pl. 2, III, f. 3.* 1843.

A. Schmidt, Atlas *pl. 49, f. 52.*

Brackish-water. Near Guayama, Porto Rico.—Europe.

ASTERIONELLA

Hassall, Micr. Exam. Water 9. 1850.

Asterionella notata Grun.; Van Heurck, Syn. Diat. Belg. *pl. 52, f. 3.* 1881.

Boyer, Syn. N. Am. Diat. 214; H. & M. Perag. Diat. Mar. France 322. *pl. 81, f. 12.*

Marine. Fajardo, Porto Rico.—Caribbean Sea; Gulf of Mexico.

AULISCUS

Ehrenb. Ber. Akad. Berlin 1843: 270. 1843.

Auliscus caelatus Bail. Smith. Contr. 7: 6. *pl., f. 3, 4.* 1854.

Boyer, Syn. N. Am. Diat. 93; Boyer, Diat. Phila. 29. *pl. 5, f. 4.*

Marine. San Juan Bay, Porto Rico; Virgin Islands (Cleve).—Atlantic and Pacific coasts of North America; Europe.

Auliscus Macraeanus Grev. Trans. Micr. Soc. Lond. II. 11: 51. *pl. 2, f. 18.* 1863.

Boyer, Syn. N. Am. Diat. 94; A. Schmidt, Atlas *pl. 31, f. 5.*

Marine. Virgin Islands (Cleve).—Atlantic coast of North America; West Indies; Ceylon.

BACTERIASTRUM

Shadb. Trans. Micr. Soc. Lond. II. 2: 14. 1854.

Bacteriastrum hyalinum Lauder, Trans. Micr. Soc. Lond. II. 12: 8. *pl. 3, f. 7.* 1864.

Hustedt, in Rab. Krypt.-Flora 7¹: 615. *f. 354.*

Marine. Canal de Martin Peña, Porto Rico.—north coast of Europe; Mediterranean Sea.

BIDDULPHIA

S. F. Gray, Nat. Arr. Brit. Plants 1: 294. 1821.

Biddulphia antediluviana (Ehrenb.) Van Heurck, Syn. Diat. Belg. 207. *pl. 109, f. 4, 5.* 1885.

Amphitetras antediluviana Ehrenb. Abh. Akad. Berlin 1839: 142. 1841.

Boyer, Syn. N. Am. Diat. 135; Boyer, Diat. Phila. 32. *pl. 6, f. 3.*

Marine. San Juan Bay, Porto Rico.—Atlantic and Pacific coasts of North America.

Biddulphia Antillarum (Cleve) Boyer, Proc. Acad. Phila. 1900: 722. 1901.

Triceratium Antillarum Cleve, Bih. Sv. Vet.-Akad. Handl. 5⁸: 16. *pl. 5, f. 29.* 1878.

Boyer, Syn. N. Am. Diat. 138; A. Schmidt, Atlas *pl. 99, f. 14.*

Marine. Virgin Islands (Cleve).—Campeche Bay.

Biddulphia aurita (Lyngb.) Bréb. Consid. Diat. 12. 1838.

Diatoma auritum Lyngb. Tent. Hydroph. Dan. 182. pl. 62, f. D. 1819.

Boyer, Syn. N. Am. Diat. 122; Wolle, Diat. N. Am. pl. 96, f. 9-11.

Marine. San Juan Bay, Porto Rico; St. Thomas, St. Croix (Østrup); Virgin Islands (Cleve).—Widely distributed.

Biddulphia bicorne Cleve, Bih. Sv. Vet.-Akad. Handl. 5⁸: 17. pl. 5, f. 30. 1878.

A. Schmidt, Atlas pl. 78, f. 24, 25 (as *Triceratium bicorne*).

Marine. San Juan Bay, Porto Rico; St. Thomas, St. Croix (Østrup, as *Triceratium bicorne*).—Atlantic and Pacific coasts of North America; Asia; Africa; Australia.

Usually united with *Biddulphia dubia*, from which it differs only in outline.

Biddulphia campechiana (Grun.) Boyer, Proc. Acad. Phila. 1900: 707. 1901.

Triceratium campechianum Grun.; Cleve, Bih. Sv. Vet.-Akad. Handl. 5⁸: 16. pl. 5, f. 28. 1878.

Boyer, Syn. N. Am. Diat. 134; A. Schmidt, Atlas pl. 78, f. 18-20 (as *Triceratium alternans*, in error).

Marine. Virgin Islands (Cleve).—Campeche Bay.

Biddulphia dubia (Brightw.) Cleve, Vega-Exp. Iaktt. 3: 508. 1883.

Triceratium dubium Brightw. Quart. Jour. Micr. Sci. 7: 180. pl. 9, f. 12. 1859.

Boyer, Syn. N. Am. Diat. 128; H. & M. Perag. Diat. Mar. France 390. pl. 102, f. 8.

Marine. San Juan Bay, Fajardo, Porto Rico; St. Thomas, St. Croix (Østrup); Virgin Islands (Cleve).—Atlantic and Pacific coasts of North America; widely distributed.

Biddulphia Edwardsii Febiger; H. L. Smith, Type Slide 623. 1879.

Boyer, Syn. N. Am. Diat. 124; Wolle, Diat. N. Am. pl. 96, f. 4, 5.

Marine. Fajardo, Porto Rico.—Pacific coast of North America; Franz Joseph Land. PLATE 3, FIG. 14.

The Porto Rican forms are smaller than those from the Pacific Coast. They were observed in fair abundance in collections from Fajardo.

Biddulphia elegans (Grev.) Boyer, Proc. Acad. Phila. 1900: 717. 1901.

Amphitetras elegans Grev. Trans. Micr. Soc. Lond. II. 14: 9. pl. 2, f. 24. 1866.

Boyer, Syn. N. Am. Diat. 136; A. Schmidt, Atlas pl. 99, f. 10-13 (as *Triceratium elegans*).

Marine. St. Croix (Østrup, as *Triceratium elegans*).—Campeche Bay.

Biddulphia Favus (Ehrenb.) Van Heurck, Syn. Diat. Belg. 208. pl. 107, f. 1-5. 1885.

Triceratium Favus Ehrenb. Ber. Akad. Berlin 1839: 156. 1839.

Boyer, Syn. N. Am. Diat. 133; Boyer, Diat. Phila. 31. pl. 6, f. 6.

Marine. San Juan Bay, Porto Rico; Virgin Islands (Cleve).—Widely distributed.

Biddulphia levis Ehrenb. Abh. Akad. Berlin 1841: 410. 1843.

Boyer, Syn. N. Am. Diat. 130; Wolle, Diat. N. Am. pl. 97, f. 1, 2.

Marine, brackish-water, and fresh-water. Common in Porto Rico (also Cleve, as *Cerataulus levis*); St. Thomas, St. Croix (Østrup, as *Cerataulus levis thermalis*).—Widely distributed.

The fresh-water adaptation of this species, also known as var. *thermalis* (Menagh.) Grun., occurs frequently in the streams of Porto Rico and was ob-

served in a collection from the Cidra River near Adjuntas, at an altitude of 500 meters. These forms, however, do not differ materially from those found in salt water.

Biddulphia longicuris Grev. Quart. Jour. Micr. Sci. **7**: 163. *pl. 8, f. 10*. 1859, Boyer, Proc. Acad. Phila. **1900**: 698; Wolle, Diat. N. Am. *pl. 96, f. 6*; A. Schmidt, Atlas *pl. 118, f. 10*.

Marine. San Juan Bay, Porto Rico.—Pacific coast of North America.

Biddulphia mobiliensis (Bail.) Grun.; Van Heurck, Syn. Diat. Belg. *pl. 101, f. 4-6*. 1881.

Zygoceros (Denticella?) mobiliensis Bail. Smithson. Contr. **2**^s: 40. *pl. 2, f. 34, 35*. 1851.

Boyer, Syn. N. Am. Diat. 122; Hustedt, in Rab. Krypt.-Flora **7**¹: 840. *f. 495*.

Marine. Canal de Martin Peña, Porto Rico.—Atlantic and Pacific coasts of North America; North Sea.

Biddulphia obtusa (Kütz.) Ralfs; Pritchard, Infusoria 848. *pl. 13, f. 30-32*. 1861.

Odontella obtusa Kütz. Bac. 137. *pl. 18, f. VIII, 1-3, 6-8*. 1844.

Boyer, Syn. N. Am. Diat. 123; H. & M. Perag. Diat. Mar. France 381. *pl. 98, f. 2*.

Marine. San Juan Bay, Porto Rico; St. Croix (Østrup).—Atlantic and Pacific coasts of North America; Europe; widely distributed.

Biddulphia orbiculata (Shadb.) Boyer, Proc. Acad. Phila. **1900**: 709. 1901.

Triceratium orbiculatum Shadb. Trans. Micr. Soc. Lond. II. **2**: 15. *pl. 1, f. 6*. 1854.

Boyer, Syn. N. Am. Diat. 130; A. Schmidt, Atlas *pl. 80, f. 12* (as *Triceratium clongatum* Grun.), *f. 18-20* (as *Triceratium Shadboldtianum* Grev.).

Marine. San Juan Bay, Gallardo Shoals, Porto Rico; harbor of Christiansted, St. Croix.—Honduras; Barbados; Natal.

I include triangular and circular forms with three and four processes.

Biddulphia Pentacrinus (Ehrenb.) Boyer, Proc. Acad. Phila. **1900**: 717. 1901.

Amphipentacrinus Pentacrinus Ehrenb. Ber. Akad. Berlin **1840**: 205. 1840.

Boyer, Syn. N. Am. Diat. 135; A. Schmidt, Atlas *pl. 98, f. 7-10* (as *Triceratium Pentacrinus*).

Marine. San Juan Bay, Fajardo, Gallardo Shoals, Porto Rico; harbor of Christiansted, St. Croix; St. Thomas, St. Croix, St. Jan (Østrup, as *Amphipentacrinus alternans*); Virgin Islands (Cleve, as *Triceratium Pentacrinus*).—Atlantic and Pacific coasts of North America; Caribbean Sea.

Biddulphia polymorpha Petiti (Leud.-Fort.) Hustedt, in Rab. Krypt.-Flora **7**¹: 852. 1930.

Cerataulus Petiti Leud.-Fort. Ann. Jard. Bot. Buitenz. **11**: 39. *pl. 6, f. 3*. 1892.

Cerataulus polymorpha Petiti (Leud.-Fort.) Forti, Atti Ist. Ven. Sci. Lett. Arti **69**: 1261. *pl. 1, f. 1*; *pl. 2, f. 1*. 1910.

Boyer, Syn. N. Am. Diat. 139.

Marine. St. Thomas, St. Croix (Østrup).—Asia.

Biddulphia pulchella S. F. Gray, Nat. Arr. Brit. Pl. **1**: 294. 1821.

Boyer, Syn. N. Am. Diat. 121 (as *B. Biddulphiana*); Boyer, Diat. Phila. 31. *pl. 7, f. 1-4* (as *B. Biddulphiana*).

Marine. San Juan Bay, Fajardo, Porto Rico; harbor of Christiansted, St. Croix; St. Thomas, St. Croix (Østrup); Virgin Islands (Cleve).—Widely distributed.

Biddulphia pulchella abnormis A. Schmidt, Atlas *pl. 121, f. 2.* 1888.

Boyer, Syn. N. Am. Diat. 121.

Marine. San Juan Bay, Porto Rico.—Jamaica; Java.

Biddulphia radiata W. Smith, Syn. Brit. Diat. **2**: *pl. 62, f. 255.* 1856.

Eupodiscus radiatus W. Smith, Syn. Brit. Diat. **1**: 24. *pl. 30, f. 255.* 1853. Not *E. radiatus* Bail.

Biddulphia radiata Smith; Roper, Trans. Micr. Soc. Lond. II. **7**: 19. *pl. 2, f. 27-29.* 1859.

Cerataulus Smithii Ralfs; Prichard, Infusoria 847. 1861.

Biddulphia Smithii Van Heurck, Syn. Diat. Belg. 207. *pl. 105, f. 1, 2.* 1885.

Boyer, Syn. N. Am. Diat. 126; Boyer, Diat. Phila. 32. *pl. 7, f. 8.*

Marine. Fajardo, Ponce, Porto Rico.—Atlantic coast of North America; Europe.

Smith, in the first volume, incorrectly ascribed this diatom to Bailey as *Eupodiscus radiatus*. In the second volume, a new figure but with the same number is named *Biddulphia radiata* ("radiatus").

Biddulphia reticulata Roper, Trans. Micr. Soc. Lond. II. **7**: 14. *pl. 2, f. 13-15.* 1859.

Boyer, Syn. N. Am. Diat. 128; Wolle, Diat. N. Am. *pl. 96, f. 13, 14.*

Marine. San Juan Bay, Fajardo, Porto Rico; harbor of Christiansted, St. Croix; St. Thomas, St. Croix (Østrup).—Pacific coast of North America; Gulf of Mexico; Natal; New Zealand.

Biddulphia reticulata trigona Grun.; Van Heurck, Syn. Diat. Belg. *pl. 102, f. 3.* 1881.

A. Schmidt, Atlas *pl. 85, f. 8.*

Marine. San Juan Bay, Porto Rico.—Java.

Biddulphia Reticulum (Ehrenb.) Boyer, Proc. Acad. Phila. **1900**: 724. 1901.

Triceratium Reticulum Ehrenb. Ber. Akad. Berlin **1844**: 88. 1844.

Boyer, Syn. N. Am. Diat. 138; Boyer, Diat. Phila. 33. *pl. 6, f. 5.*

Marine. Ponce, Mayaguez, Gallardo Shoals, Porto Rico; Virgin Islands (Cleve, as *Triceratium punctatum*).—Atlantic coast of North America.

Biddulphia Roperiana Grev. Quart. Jour. Micr. Sci. **7**: 163. *pl. 8, f. 11-13.* 1859.

Boyer, Syn. N. Am. Diat. 123; Van Heurck, Syn. Diat. Belg. *pl. 99, f. 4-6.*

Marine. San Juan Bay, Laguna San José, Porto Rico; St. Thomas (Østrup); Virgin Islands (Cleve).—Pacific coast of North America; Asia; Australia.

Biddulphia spinosa (Bail.) Boyer, Proc. Acad. Phila. **1900**: 703. 1901.

Triceratium spinosum Bail. Am. Jour. Sci. **46**: 139. *pl. 3, f. 12.* 1844.

Boyer, Syn. N. Am. Diat. 127; H. & M. Perag. Diat. Mar. France 387. *pl. 98, f. 8, 9.*

Marine. Virgin Islands (Cleve, as *Triceratium armatum* Roper).—Gulf of Mexico; Caribbean Sea; Mediterranean Sea.

Biddulphia tabellaria (Brightw.) Boyer, Proc. Acad. Phila. **1900**: 718. 1901.

Triceratium tabellarium Brightw. Quart. Jour. Micr. Sci. **4**: 275. *pl. 17, f. 15.* 1856.

Boyer, Syn. N. Am. Diat. 136; A. Schmidt, Atlas *pl. 77, f. 1, 2.*

Marine. Virgin Islands (Cleve).—Campeche Bay; Honduras; Galapagos Islands.

Biddulphia Titiana Grun.; Van Heurck, Syn. Diat. Belg. *pl. 95bis, f. 7-9*. 1881.

Hustedt, in Rab. Krypt.-Flora **7**: 855. *f. 508*; H. & M. Perag. Diat. Mar. France *pl. 105, f. 6*.

Marine. San Juan Bay, Porto Rico.—Tropical and subtropical waters.

Porto Rican specimens have the spines at the ends arranged in two irregular rows following the margins.

Biddulphia Tuomeyii (Bail.) Roper, Trans. Micr. Soc. Lond. II. **7**: 8. *pl. 1, f. 1, 2*. 1859.

Zygoceros Tuomeyi Bail. Am. Jour. Sci. **46**: 138. *pl. 3, f. 3-9*. 1844.

Hustedt, in Rab. Krypt.-Flora **7**: 834. *f. 491*; Wolle, Diat. N. Am. *pl. 95, f. 1-4*; Boyer, Syn. N. Am. Diat. 121 (as *Biddulphia tridens*).

Marine. San Juan Bay, Gallardo Shoals, Porto Rico; Virgin Islands (Cleve).—Campeche Bay; Mediterranean Sea.

Biddulphia turgida (Ehrenb.) W. Smith, Syn. Brit. Diat. **2**: 50. *pl. 62, f. 384*. 1856.

Cerataulus turgidus Ehrenb. Ber. Akad. Berlin **1843**: 271. 1843.

Boyer, Syn. N. Am. Diat. 129; Boyer, Diat. Phila. 32. *pl. 7, f. 7*.

Marine. San Juan Bay, Laguna San José, Porto Rico.—Atlantic and Pacific coasts of North America; Europe.

CALONEIS

Cleve, Sv. Vet.-Akad. Handl. II. **26**: 46. 1894.

Caloneis aemula (Grun.) Cleve, Sv. Vet.-Akad. Handl. II. **26**: 57. 1894.

Navicula aemula Grun.; A. Schmidt, Jahresh. Komm. Unters. Deuts. Meere Kiel **2**: 91. *pl. 2, f. 47*. 1874.

Boyer, Syn. N. Am. Diat. 317.

Marine. St. Croix (Østrup); Virgin Islands (Cleve).—Campeche Bay; West Indies; Europe.

Caloneis amica (Cleve & Grun.) Cleve, Sv. Vet.-Akad. Handl. II. **26**: 64. 1894.

Navicula amica Cleve & Grun.; Cleve, Sv. Vet.-Akad. Handl. II. **18**: 12. *pl. 3, f. 37*. 1881.

Marine. Harbor of Christiansted, St. Croix.—Tahiti.

Caloneis bacillaris (Greg.) Cleve, Sv. Vet.-Akad. Handl. II. **26**: 50. 1894.

Navicula bacillaris Greg. Quart. Jour. Micr. Sci. **4**: 7. *pl. 1, f. 24*. 1856.

Boyer, Syn. N. Am. Diat. 309; Van Heurck, Syn. Diat. Belg. *pl. 12, f. 27*.

Fresh-water. Porto Rico.—North America; Europe.

Caloneis bicuneata (Grun.) Boyer, Syn. N. Am. Diat. **2**: 311. 1927.

Navicula bicuneata Grun. Verh. Zool.-Bot. Ges. Wien **10**: 546. *pl. 3, f. 4*. 1860.

A. Schmidt, Atlas *pl. 50, f. 22-25* (as *Navicula Bleischi* Jan.).

Marine. San Juan Bay, Porto Rico.—Colon; Europe.

Caloneis Clevei (Lagerst.) Cleve, Sv. Vet.-Akad. Handl. II. **26**: 51. 1894.

Navicula Clevei Lagerst. Bih. Sv. Vet.-Akad. Handl. **14**: 34. *pl. 1, f. 10*. 1873.

Marine. San Juan Bay, Porto Rico.—Spitzbergen.

Caloneis disticha (A. Schmidt) Hagelstein.

Navicula disticha A. Schmidt, Atlas pl. 212, f. 13. 1897.

Navicula Boryana H. & M. Perag. Diat. Mar. France 77. pl. 14, f. 4. 1897. Not *N. Boryana* Pant.

Valves broadly linear with cuneate ends. Axial area distinct, expanding at the centre to a rhomboidal space which frequently has faint puncta on each side of the nodule. Striae 8-9 in 10 μ , not punctate, radiate over the greater part of the valve and parallel at the ends. Longitudinal lines near the margins and interrupting the striae. Length 37-60 μ . Breadth 13-16 μ .

Marine. Mangrove marsh at Miramar, Porto Rico.—Mediterranean Sea; Zanzibar. PLATE 3, FIG. 15, 16.

The Porto Rican specimens vary somewhat in the relation of breadth to length, some forms being narrower than those figured; otherwise they are constant in the characters described. They agree with Peragallo's figure cited, which does not represent *N. Boryana* Pant. In outline, they are also like Schmidt's figure (Atlas pl. 212, f. 14), which is named *Navicula blanda* var. and was separated from *N. disticha* because of the punctate character of the striation.

Caloneis excentrica (Grun.) Boyer, Syn. N. Am. Diat. 312. 1927.

Navicula excentrica Grun. Verh. Zool.-Bot. Ges. Wien 10: 545. pl. 3, f. 1. 1860.

Wolle, Diat. N. Am. pl. 18, f. 2.

Marine. Harbor of Christiansted, St. Croix.—Colon; Guadeloupe; Europe.

Caloneis fasciata (Lagerst.) Cleve, Sv. Vet.-Akad. Handl. II. 26²: 50. 1894.

Navicula fasciata Lagerst. Bih. Sv. Vet.-Akad. Handl. 1¹⁴: 34. pl. 2, f. 11. 1873.

Boyer, Syn. N. Am. Diat. 309; Van Heurck, Syn. Diat. Belg. pl. 12, f. 34.

Brackish-water. Spring in salt meadow near Hato Rey, Porto Rico; St. Jan (Østrup).—Widely distributed.

Caloneis formosa (Greg.) Cleve, Sv. Vet.-Akad. Handl. II. 26²: 57. 1894.

Navicula formosa Greg. Trans. Micr. Soc. Lond. II. 4: 42. pl. 5, f. 6. 1856.

Boyer, Syn. N. Am. Diat. 314; Van Heurck, Syn. Diat. Belg. 102. pl. 11, f. 3 (as *Navicula liburnica* Grun.).

Marine, brackish-water, and fresh-water. Common in Porto Rico; St. Croix (Østrup).—Widely distributed.

Caloneis Holstii Cleve, Sv. Vet.-Akad. Handl. II. 26²: 62. 1894.

Navicula Holstii Cleve, Öfvers. Vet.-Akad. Förhandl. 38¹⁰: 11. pl. 16, f. 1. 1882.

Boyer, Syn. N. Am. Diat. 313; A. Schmidt, Atlas pl. 50, f. 48 (not named).

Brackish-water and fresh-water. Road 3, K. 154, near Salinas, Porto Rico; St. Croix (Østrup).—North America; Greenland.

Caloneis Janischiana (Rab.) Boyer, Syn. N. Am. Diat. 311. 1927.

Navicula Janischiana Rab. Beitr. Alg. 1: 10. pl. 2, f. 15. 1863.

Marine. San Juan Bay, Porto Rico; St. Thomas, St. Croix (Østrup, as *C. Liber Janischiana*).—Honduras; Colon.

Caloneis latiuscula (Kütz.) Cleve, Sv. Vet.-Akad. Handl. II. 26²: 61. 1894.

Navicula latiuscula Kütz. Bac. 93. pl. 5, f. XL. 1844.

Fresh-water. Spring at Santurce, Porto Rico.—Widely distributed. PLATE 4, FIG. 1.

The Porto Rican forms have 22 striae in 10 μ . The central area is similar to that on forms reported as *C. formosa* and in this respect they are nearer to the latter species.

Caloneis Liber (W. Smith) Cleve, Sv. Vet.-Akad. Handl. II. **26**: 54. 1894.
Navicula Liber W. Smith, Syn. Brit. Diat. **1**: 48. pl. 16, f. 133. 1853.
 Boyer, Syn. N. Am. Diat. 310; Boyer, Diat. Phila. **81**. pl. 40, f. 1.
 Marine. San Juan Bay, Ponce, Porto Rico.—Widely distributed.

Caloneis Liber incerta, new variety.

Valves linear, slightly inflated at the middle and at the rounded ends. Axial area narrow. Central area small, rounded, with lunate markings on both sides of the nodule. Longitudinal lines double, faint. Striae parallel, 26–27 in 10 μ . Length 60–70 μ . Breadth 7 μ .

Valvis linearibus, medio et apicibus rotundatis leniter inflatis; nodulo centrali rotundato; lineis longitudinalibus duplicibus; striis parallelis 26–27 in 10 μ ; long. 60–70 μ , lat. 7 μ .

Marine. San Juan Bay, Porto Rico. PLATE 4, FIG. 2.

Caloneis Liber umbilicata (Grun.) Cleve, Sv. Vet.-Akad. Handl. II. **26**: 55. 1894.

Navicula maxima umbilicata Grun.; A. Schmidt, Atlas pl. 50, f. 32, 33. 1877.

H. & M. Perag, Diat. Mar. France **72**. pl. 9, f. 14–16.

Marine. San Juan Bay, Porto Rico.—Colon; Europe; Japan; Ceylon.

Caloneis linearis (Grun.) Boyer, Syn. N. Am. Diat. 311. 1927.

Navicula linearis Grun. Verh. Zool.-Bot. Ges. Wien **10**: 546. pl. 3, f. 2. 1860.

Van Heureka, Syn. Diat. Belg. 105. pl. 12, f. 35 (as *Navicula Liber linearis*); Wolle, Diat. N. Am. pl. 19, f. 6.

Marine. San Juan Bay, Porto Rico; harbor of Christiansted, St. Croix; St. Thomas, St. Croix, St. Jan (Østrup, as *C. Liber linearis*).—Widely distributed.

Caloneis lobata (Schwartz) Cleve, Sv. Vet.-Akad. Handl. II. **26**: 51. 1894.

Navicula lobata Schwartz; Rab. Alg. Eur. no. 2481. 1877.

Cleve, Bih. Sv. Vet.-Akad. Handl. **5**: 7. pl. 1, f. 8.

Marine. St. Thomas (Cleve).—Vera Cruz.

Caloneis Powellii (Lewis) Cleve, Sv. Vet.-Akad. Handl. II. **26**: 63. 1894.

Navicula Powellii Lewis, Proc. Acad. Phila. **1861**: 65. pl. 2, f. 2. 1861.

Boyer, Syn. N. Am. Diat. 317; A. Schmidt, Atlas pl. 212, f. 25; pl. 264, f. 5, 8, 9.

Marine. San Juan Bay, Porto Rico; St. Croix (Østrup); Virgin Islands (Cleve).—Atlantic coast of North America; Europe.

It is interesting to note that *C. Powellii* was not rare in the fresh water of a spring flowing into a street gutter of Santurce, Porto Rico, in March 1926.

Caloneis Powellii galapagensis Cleve, Sv. Vet.-Akad. Handl. II. **26**: 63. 1894.

Navicula galapagensis ("gallapagensis") Cleve, Sv. Vet.-Akad. Handl. II. **18**: 11. pl. 3, f. 30. 1881.

Boyer, Syn. N. Am. Diat. 317; Boyer, Diat. Phila. pl. 21, f. 10 (as *C. Powellii*).

Marine. Harbor of Christiansted, St. Croix.—West Indies; Colon; Galapagos Islands.

Caloneis sectilis (A. Schmidt) Cleve, Sv. Vet.-Akad. Handl. II. **26**: 60. 1894.

Navicula sectilis A. Schmidt, Atlas pl. 50, f. 3; pl. 212, f. 16. 1877.

Marine. San Juan Bay, Porto Rico; St. Thomas (Østrup).—Jamaica; India.

Caloneis Silicula ventricosa (Ehrenb.) Cleve, Sv. Vet.-Akad. Handl. II. 26²: 52. 1894.

Navicula ventricosa Ehrenb. Abh. Akad. Berlin 1838: 130. pl. 4, X, f. i. 1839.

Donkin, Brit. Diat. 74. pl. 12, f. 7.

Fresh-water. Coamo Springs, Porto Rico.—Widely distributed.

Caloneis virginea Cleve, Sv. Vet.-Akad. Handl. II. 26²: 56. 1894.

Navicula virginea Cleve, Bih. Sv. Vet.-Akad. Handl. 5³: 5. pl. 1, f. 2. 1878.

Boyer, Syn. N. Am. Diat. 318.

Marine. Harbor of Christiansted, St. Croix; St. Thomas (Østrup); Virgin Islands (Cleve).—Barbados; Bahamas.

CAMPYLODISCUS

Ehrenb. Ber. Akad. Berlin 1840: 205. 1840.

Campylodiscus angularis Greg. Trans. Roy. Soc. Edinb. 21: 502. pl. 11, f. 53. 1857.

Boyer, Syn. N. Am. Diat. 553; A. Schmidt, Atlas pl. 18, f. 7.

Marine. St. Thomas (Østrup).—Honduras; Europe; Arctic Ocean.

Campylodiscus biangulatus Grev. Trans. Micr. Soc. Lond. II. 10: 20. pl. 3, f. 2. 1862.

A. Schmidt, Atlas pl. 14, f. 18–22.

Marine. St. Croix (Østrup).—Widely distributed.

Campylodiscus circularis Østrup, Dansk Bot. Ark. 1¹: 15. pl. 1, f. 17. 1913.

Boyer, Syn. N. Am. Diat. 556.

Marine. St. Croix (Østrup).—Known only from this locality.

Appears to be the same as *C. peisonis* Pant.

Campylodiscus clathratus Østrup, Dansk Bot. Ark. 1¹: 15. pl. 1, f. 18. 1913.

Boyer, Syn. N. Am. Diat. 556.

Marine. St. Croix (Østrup).—Known only from this locality.

Campylodiscus Clypeus Ehrenb. Ber. Akad. Berlin 1840: 205. 1840.

Boyer, Syn. N. Am. Diat. 552; Wolle, Diat. N. Am. pl. 73, f. 3.

Marine, brackish-water, and fresh-water. St. Croix (Østrup).—Widely distributed.

Campylodiscus cordatus, new species.

Valves suborbicular, in certain positions appearing cordate, with one end strongly turned in and notched. Area more than half the breadth of the valve. Marginal striae costate, 5–7 in 10 μ , interrupted at the ends, the terminal ones merging into a narrow, linear space or line which extends across the area. Costae over the area, about one half the number of marginal costae but not uniformly spaced, and between them, occasionally, a few short ones that do not reach the median line. Diameter 40–50 μ .

Valvis suborbicularibus, quasi cordiformibus, 40–50 μ diam.; area lata; costis marginalibus 5–7 in 10 μ , costis areae circiter 2–3 in 10 μ .

Marine. San Juan Bay, Porto Rico. PLATE 4, FIG. 3.

The widely separated, irregular, areal costae distinguish this diatom. It is well distributed throughout San Juan Bay.

Campylodiscus crebrecoastatus Grev. Trans. Micr. Soc. Lond. II. 11: 14. *pl. 1, f. 6.* 1863.

Boyer, Syn. N. Am. Diat. 550; A. Schmidt, Atlas, *pl. 14, f. 28* (as *C. crebrestriatus*), *f. 29* (as *C. singularis*), *f. 30* (as *C. intermedius*).

Marine. Gallardo Shoals, Porto Rico; Virgin Islands (Cleve, as *C. intermedius*).—Gulf of Mexico; Caribbean Sea; Asia; New South Wales.

Campylodiscus ecclesianus Grev. Quart. Jour. Micr. Sci. 5: 10. *pl. 3, f. 5.* 1857.

Boyer, Syn. N. Am. Diat. 554; Wolle, Diat. N. Am. *pl. 83, f. 7*; A. Schmidt, Atlas *pl. 16, f. 8-10*.

Marine. San Juan Bay, Porto Rico; St. Thomas (Østrup, as *C. Rabenhorstianus*); Virgin Islands (Cleve).—Gulf of Mexico; West Indies.

Campylodiscus Hodgsonii W. Smith, Syn. Brit. Diat. 1: 29. *pl. 6, f. 53.* 1853.

Boyer, Syn. N. Am. Diat. 549; A. Schmidt, Atlas *pl. 53, f. 5*.

Marine. Virgin Islands (Cleve).—Honduras; Europe.

Campylodiscus incertus A. Schmidt, Atlas *pl. 15, f. 13-15.* 1875.

Marine. Virgin Islands (Cleve).—Puerto Cabello.

Synonymous with *C. samoensis* Grun. figured by Schmidt on the same plate.

Campylodiscus Kittonianus zanzibaricus A. Schmidt, Atlas *pl. 16, f. 17.* 1875.

Marine. St. Thomas (Østrup).—Africa; Australia.

Campylodiscus latus Shadb. Trans. Micr. Soc. Lond. II. 2: 16. *pl. 1, f. 13.* 1854.

Boyer, Syn. N. Am. Diat. 552; Wolle, Diat. N. Am. *pl. 56, f. 10*.

Marine. Virgin Islands (Cleve, as *C. ambiguus* Grev.).—Campeche Bay; Colon; Natal.

Campylodiscus limbatus Bréb. Mém. Soc. Sci. Nat. Cherbourg 2: 250. *pl., f. 1.* 1854.

Boyer, Syn. N. Am. Diat. 555; Wolle, Diat. N. Am. *pl. 70, f. 10, 14*.

Marine. San Juan Bay, Porto Rico; Virgin Islands (Cleve).—Cuba; Europe.

Campylodiscus parvulus W. Smith, Ann. Mag. Nat. Hist. II. 7: 7. *pl. 1, f. 4.* 1851.

Van Heurck, Syn. Diat. Belg. 191. *pl. 77, f. 2*; Wolle, Diat. N. Am. *pl. 70, f. 8, 9*.

Marine. San Juan Bay, Porto Rico.—North America; Europe.

Campylodiscus peisonis Pant. Bac. Balaton 102. *pl. 14, f. 312.* 1901.

Brackish-water. Porto Rico.—Hungary. PLATE 4, FIG. 4, 5.

Abundant in a brackish ditch near Guayama and occurs also in the brackish marsh near El Boqueron. It seems to be a small variety of *C. bicostatus* W. Smith and probably the same as *C. circularis* Østrup.

Campylodiscus Ralfsii W. Smith, Syn. Brit. Diat. 1: 30. *pl. 30, f. 257.* 1853.

Boyer, Syn. N. Am. Diat. 551; A. Schmidt, Atlas *pl. 14, f. 1-3*; Wolle, Diat. N. Am. *pl. 72, f. 4*.

Marine. Ponce, Fajardo, Porto Rico; St. Croix (Østrup).—Campeche Bay; Gulf of Mexico; Europe; Greenland.

Campylodiscus subangularis Grun.; Cleve, Vega-Exp. Iaktt. **3**: 513. 1883.

A. Schmidt, Atlas *pl. 18, f. 5, 6* (not named).

Marine. St. Croix (Østrup).—Europe; Asia.

Campylodiscus Thuretii Bréb. Mém. Soc. Sci. Nat. Cherbourg **2**: 251. *pl.*, *f. 3*. 1854.

Boyer, Syn. N. Am. Diat. 554; Deby, Campylodiscus *pl. 7, f. 37*.

Marine. San Juan Bay, Ponce, Porto Rico; St. Thomas, St. Croix, St. Jan (Østrup).—Pacific coast of North America; Europe; Africa; Asia; Greenland.

Campylodiscus Wallichianus Grev. Trans. Micr. Soc. Lond. II. **11**: 13. *pl. 1, f. 4*. 1863.

A. Schmidt, Atlas *pl. 14, f. 15, 16; pl. 18, f. 13*; Deby, Campylodiscus *pl. 3, f. 19*.

Marine. San Juan Bay, Porto Rico.—Widely distributed.

CAMPYLONEIS

Grun. Verh. Zool.-Bot. Ges. Wien **12**: 429. 1862.

Campyloneis Grevillei (W. Smith) Grun. & Eulens.; Grun. Reise Novara Bot. **1**: 10. 1867.

Cocconeis Grevillei W. Smith, Syn. Brit. Diat. **1**: 22. *pl. 3, f. 35*. 1853.

Boyer, Syn. N. Am. Diat. 242; Wolle, Diat. N. Am. *pl. 33, f. 28-30*; Van Heurck, Syn. Diat. Belg. 134. *pl. 28, f. 10-12*.

Marine. San Juan Bay, Santa Isabel, Porto Rico; Virgin Islands (Cleve).—Pacific coast of North America; West Indies; England.

CERATAULINA

H. Perag. Diatomiste **1**: 103. 1892.

Cerataulina Bergonii H. Perag. Diatomiste **1**: 103. *pl. 13, f. 15, 16*. 1892.

Boyer, Syn. N. Am. Diat. 559; H. & M. Perag. Diat. Mar. France 389. *pl. 106, f. 6, 7*; Hustedt, in Rab. Krypt.-Flora **7**¹: 869. *f. 517*.

Marine. Canal de Martín Peña, Porto Rico.—Arctic plankton.

CHAETOCEROS

Ehrenb. Ber. Akad. Berlin **1844**: 198. 1844.

Chaetoceros affinis Lauder, Trans. Micr. Soc. Lond. II. **12**: 78. *pl. 8, f. 5*. 1864.

Hustedt, in Rab. Krypt.-Flora **7**¹: 695. *f. 396*; A. Schmidt, Atlas *pl. 323, f. 1, 2* (as *C. javanicus*); *pl. 325, f. 7, 8* (as *C. Ralfsii*).

Marine. Canal de Martín Peña, Porto Rico.—Marine plankton, widely distributed.

Chaetoceros compressus Lauder, Trans. Micr. Soc. Lond. II. **12**: 78. *pl. 8, f. 6*. 1864.

Hustedt, in Rab. Krypt.-Flora **7**¹: 684. *f. 388*; A. Schmidt, Atlas *pl. 323, f. 3-5; pl. 341, f. 1, 9* (as *C. contortus*).

Marine. Canal de Martín Peña, Porto Rico.—Marine plankton, widely distributed.

Chaetoceros danicus Cleve, Pelag. Diat. Kattæg. 55. 1889.

Hustedt, in Rab. Krypt.-Flora **7**¹: 659. *f. 373*; A. Schmidt, Atlas *pl. 342, f. 9*.

Marine. Canal de Martín Peña, Porto Rico.—Plankton, North Atlantic Ocean.

Chaetoceros decipiens Cleve, Bih. Sv. Vet.-Akad. Handl. **1**³: 11. *pl. 1, f. 5.* 1873.

Hustedt, in Rab. Krypt.-Flora **7**¹: 675. *f. 383*; Boyer, Syn. N. Am. Diat. 108; A. Schmidt, Atlas *pl. 321, f. 20; pl. 343, f. 17, 18.*

Marine. Canal de Martín Peña, Porto Rico.—Plankton, North Atlantic Ocean; Mediterranean Sea.

Chaetoceros didymus anglicus (Grun.) Gran, Nord. Plank. **19**: 80. *f. 95.* 1905.

Chaetoceros anglicus Grun.; Van Heurck, Syn. Diat. Belg. *pl. 82, f. 3.* 1881.

Hustedt, in Rab. Krypt.-Flora **7**¹: 690. *f. 393*; A. Schmidt, Atlas *pl. 326, f. 3, 4.*

Marine. Canal de Martín Peña, Porto Rico.—Plankton, tropical and subtropical waters.

Chaetoceros Lorenzianus Grun. Verh. Zool.-Bot. Ges. Wien **13**: 157. *pl. 5, f. 13.* 1863.

Hustedt, in Rab. Krypt.-Flora **7**¹: 679. *f. 385*; A. Schmidt, Atlas *pl. 321, f. 18, 19.*

Marine. Canal de Martín Peña, Porto Rico.—Plankton, tropical and subtropical waters.

Chaetoceros pelagicus Cleve, Bih. Sv. Vet.-Akad. Handl. **1**³: 11. *pl. 1, f. 4.* 1873.

Hustedt, in Rab. Krypt.-Flora **7**¹: 704. *f. 402*; A. Schmidt, Atlas *pl. 343, f. 1, 2.*

Marine. Canal de Martín Peña, Porto Rico.—Plankton, North Atlantic Ocean.

Chaetoceros peruvianus gracilis Schröder, Mitt. Zool. Sta. Neapel **14**: 29. *pl. 1, f. 5.* 1901.

Hustedt, in Rab. Krypt.-Flora **7**¹: 672. *f. 381b*; A. Schmidt, Atlas *pl. 324, f. 4.*

Marine. Canal de Martín Peña, Porto Rico.—Plankton, tropical and subtropical waters.

Chaetoceros pseudo-curvisetus Mangin, Bull. Soc. Bot. France **57**: 350. *f. 4, II.* 1910.

Hustedt, in Rab. Krypt.-Flora **7**¹: 739. *f. 427*; A. Schmidt, Atlas *pl. 327, f. 8-10* (as *C. curvisetus* Cleve, corrected *pl. 340*).

Marine. Canal de Martín Peña, Porto Rico.—Plankton, tropical and subtropical waters.

Chaetoceros seiracanthus Gran, Norske Nordh. Exp. Bot. **24**: 21. *pl. 3, f. 39-41.* 1897.

Hustedt, in Rab. Krypt.-Flora **7**¹: 711. *f. 405*; H. & M. Perag. Diat. Mar. France *pl. 133, f. 7, 8.*

Marine. Canal de Martín Peña, Porto Rico.—Plankton, North Atlantic Ocean; Mediterranean Sea.

Chaetoceros Wighamii Brightw. Quart. Jour. Micr. Sci. **4**: 108. *pl. 7, f. 19-36.* 1856.

Hustedt, in Rab. Krypt.-Flora **7**¹: 724. *f. 414*; Boyer, Syn. N. Am. Diat. 111; A. Schmidt, Atlas *pl. 339, f. 10; pl. 342, f. 5.*

Marine. Canal de Martín Peña, Porto Rico.—Plankton, North Atlantic Ocean; Mediterranean Sea.

CLIMACOSPHENIA

Ehrenb. Abh. Akad. Berlin 1841: 401. 1843.

Climacosphenia elongata Bail. Smithson. Contr. 7: 8. *pl. f. 10, 11.* 1854.

Boyer, Syn. N. Am. Diat. 172; Wolle, Diat. N. Am. *pl. 48, f. 32, 33*; A. Schmidt, Atlas *pl. 308, f. 5-10.*

Marine. San Juan Bay, Porto Rico; harbor of Christiansted, St. Croix; Virgin Islands (Cleve).—Widely distributed.

Climacosphenia moniligera Ehrenb. Abh. Akad. Berlin 1841: 411. *pl. 2, VI, f. 1.* 1843.

Boyer, Syn. N. Am. Diat. 171; Wolle, Diat. N. Am. *pl. 29, f. 7, 8*; A. Schmidt, Atlas *pl. 307, f. 1-9.*

Marine. San Juan Bay, Fajardo, Porto Rico; St. Thomas, St. Croix, St. Jan (Østrup).—Widely distributed.

COCCONEIS

Ehrenb. Abh. Akad. Berlin 1835: 173. 1837.

Cocconeis apiculata A. Schmidt, Atlas *pl. 198, f. 31, 32.* 1895.

Boyer, Syn. N. Am. Diat. 251.

Marine. Harbor of Christiansted, St. Croix.—Cape of Good Hope. PLATE 4, FIG. 6.

Cocconeis brittanica Näg.; Kütz. Sp. Alg. 890. 1849.

Boyer, Syn. N. Am. Diat. 250; Van Heurck, Syn. Diat. Belg. *pl. 30, f. 1, 2.*

Marine. San Juan Bay, Ponce, Porto Rico.—Pacific coast of North America; Barbados; Europe.

Cocconeis conspicua A. Schmidt, Atlas *pl. 196, f. 27-29.* 1894.

Cleve, Sv. Vet.-Akad. Handl. II. 27³: 179 (as *C. heteroidea conspicua*).

Marine. Ponce, Porto Rico.—Asia.

Cleve considers this to be a variety of *C. heteroidea* Hantzsch, but it seems to be well distinguished by the elliptic band of coarse puncta.

Cocconeis costata pacifica Grun.; Van Heurck, Syn. Diat. Belg. *pl. 30, f. 13, 14.* 1880.

Boyer, Syn. N. Am. Diat. 250.

Marine. San Juan Bay, Fajardo, Porto Rico; St. Croix (Østrup).—Pacific coast of North America; Asia.

Cocconeis dirupta Greg. Trans. Roy. Soc. Edinb. 21: 491. *pl. 9, f. 25.* 1857.

Boyer, Syn. N. Am. Diat. 246; Boyer, Diat. Phila. 58. *pl. 16, f. 22*; Wolle, Diat. N. Am. *pl. 33, f. 15, 16.*

Marine. San Juan Bay, Fajardo, Porto Rico.—Atlantic and Pacific coasts of North America; widely distributed.

Cocconeis dirupta flexella (Jan. & Rab.) Cleve, Sv. Vet.-Akad. Handl. II. 27³: 175. 1895.

Cocconeis flexella Jan. & Rab.; Rab. Beitr. Alg. 1: 7. *pl. 1, f. 11.* 1862.

Boyer, Syn. N. Am. Diat. 247; Van Heurck, Syn. Diat. Belg. *pl. 29, f. 16, 17.*

Marine. Fajardo, Porto Rico.—Honduras; Mediterranean Sea.

Cocconeis discrepans A. Schmidt, Atlas *pl. 193, f. 26-28.* 1894.

Marine. San Juan marshes, Porto Rico.—Campeche Bay.

Cocconeis distans Greg. Quart. Jour. Micr. Sci. **3**: 39. *pl. 4, f. 9.* 1855; Trans. Micr. Soc. Lond. II. **5**: 67. *pl. 1, f. 25.* 1857.

A. Schmidt, Jahresb. Komm. Unters. Deuts. Meere **2**: 93. *pl. 3, f. 22, 23;*
A. Schmidt, Atlas *pl. 193, f. 29-32, 36, 37.*

Marine. Coasts of Porto Rico.—Campeche Bay; Florida; Europe.

Gregory, in the second paper cited, refers to his error in the earlier paper of figuring a form of *Cocconeis Scutellum* Ehrenb. as representing the above species and corrects it with a new figure. This error has led to some confusion among students who have considered *C. distans* Greg. as a variety of *C. Scutellum* Ehrenb., which it is not. Also, because of the error, other students have taken Schmidt's figures as the first representing *C. distans*.

Cocconeis finmarchica Grun.; Cleve & Grun. Sv. Vet.-Akad. Handl. II. **17**:
16. *pl. 1, f. 1.* 1880.

Boyer, Syn. N. Am. Diat. 249.

Marine. Harbor of Christiansted, St. Croix.—Finmark; Arctic America.

Cocconeis granulifera Grev. Trans. Micr. Soc. Lond. II. **9**: 73. *pl. 8, f. 19.*
1861.

Cleve, Sv. Vet.-Akad. Handl. II. **27**: 168. *pl. 2, f. 36, 37;* A. Schmidt, Atlas *pl. 193, f. 34.*

Marine. San Juan Bay, Porto Rico.—Europe; Galapagos Islands.

This diatom is undoubtedly close to *C. distans* Greg. I have followed Cleve's interpretation, the Porto Rican specimens having the striated margins and the sinuose shadow markings between the coarse puncta on the upper valve. The marginal striae are 17 in 10 μ and composed of minute puncta.

Cocconeis grata A. Schmidt, Atlas *pl. 192, f. 65.* 1894.

Boyer, Syn. N. Am. Diat. 246; Cleve, Sv. Vet.-Akad. Handl. II. **27**: 172. *pl. 2,*
f. 30, 31.

Marine. Harbor of Christiansted, St. Croix; St. Thomas, St. Croix (Østrup).—
Campeche Bay; Europe.

Cocconeis heteroidea Hantzsch; Rab. Beitr. Alg. **1**: 21. *pl. 6A, f. 10.* 1863.

Boyer, Syn. N. Am. Diat. 248; A. Schmidt, Atlas *pl. 196, f. 33-37, 40, 41.*

Marine. Coasts of Porto Rico; St. Thomas, St. Croix, St. Jan (Østrup).—
Widely distributed in tropical waters.

Cocconeis Lagerheimii Cleve, Diatomiste **2**: 100. *pl. 3, f. 21, 22.* 1894; Sv.
Vet.-Akad. Handl. II. **27**: 185. 1895.

Fresh-water. Porto Rico.—Ecuador.

Observed in several collections from mountain springs at elevations of 400
meters or more.

Cocconeis Lyra A. Schmidt, Jahresb. Komm. Untersuch. Deuts. Meere **2**: 93.
pl. 3, f. 19. 1874.

Cleve, Sv. Vet.-Akad. Handl. II. **27**: 180.

Marine. Ponce, Porto Rico.—Norway.

Cocconeis marginifera Østrup, Dansk Bot. Ark. **1**: 13. *pl. 1, f. 14.* 1913.

Boyer, Syn. N. Am. Diat. 251.

Marine. St. Croix (Østrup).—Known only from this locality.

Cocconeis pellucida Grun.; Hantzsch, in Rab. Beitr. Alg. **1**: 21. *pl. 61, f. 11*. 1863.

Boyer, Syn. N. Am. Diat. 247; Boyer, Diat. Phila. 58. *pl. 16, f. 25, 26*.

Marine. San Juan Bay, Porto Rico; St. Thomas, St. Croix, St. Jan (Østrup).—Widely distributed, usually in tropical waters.

Cocconeis pellucida minor Grun. Reise Novara Bot. **1**: 13. *pl. 1, f. 7*. 1867.

Marine. San Juan Bay, Porto Rico; St. Croix (Østrup).—Widely distributed with the typical form.

Cocconeis Placentula Ehrenb. Inf. 194. 1838.

Boyer, Syn. N. Am. Diat. 244; Boyer, Diat. Phila. 57. *pl. 16, f. 19, 20*.

Brackish-water and fresh-water. Common in Porto Rico.—Widely distributed.

Cocconeis Placentula lineata (Ehrenb.) Van Heurck, Syn. Diat. Belg. 133. *pl. 30, f. 30, 31*. 1885.

Cocconeis lineata Ehrenb. Abh. Akad. Berlin **1841**: 369. 1843.

Boyer, Syn. N. Am. Diat. 244; Boyer, Diat. Phila. 58. *pl. 16, f. 29*.

Fresh-water. Porto Rico, occasionally with the typical form.—North America; Belgium.

Cocconeis Scutellum Ehrenb. Abh. Akad. Berlin **1835**: 173. 1837.

Boyer, Syn. N. Am. Diat. 245; Boyer, Diat. Phila. 57. *pl. 16, f. 21*; Van Heurck, Syn. Diat. Belg. 132. *pl. 29, f. 1-3*.

Marine. Common in San Juan Bay, Porto Rico; St. Thomas, St. Croix (Østrup); Virgin Islands (Cleve).—Widely distributed.

Cocconeis Scutellum ornata Grun. Reise Novara Bot. **1**: 12. 1867.

Boyer, Syn. N. Am. Diat. 245; Boyer, Diat. Phila. 57. *pl. 16, f. 27, 28*; Van Heurck, Syn. Diat. Belg. *pl. 29, f. 6, 7*.

Marine. Harbor of Christiansted, St. Croix,—Atlantic and Pacific coasts of North America.

Cocconeis Scutellum parva Grun.; Van Heurck, Syn. Diat. Belg. *pl. 29, f. 8, 9*. 1880.

Cleve, Sv. Vet.-Akad. Handl. II. **27**³: 170.

Marine. San Juan Bay, Porto Rico; St. Thomas, St. Croix (Østrup).—North America; Europe; Asia.

Cocconeis singularis, new species.

Outline broadly elliptic. Lower valve with slightly sigmoid raphe, narrow axial area and small central area. Striae 38 in 10 μ , not visibly punctate, on each side of the raphe crossed by 10 to 12 irregular, longitudinal lines which are not interruptions in the striation but appear to be furrows or thickenings in the valve wall. Length 38 μ . Breadth 28 μ .

Marine. Ponce, Porto Rico. PLATE 4, FIG. 7, 8.

Valvis late ellipticis, long. 38 μ , lat. 28 μ ; valvae inferioris, raphae leniter sigmoidea, area media angusta, nodulo centrali minore; striis transversis 38 in 10 μ , utrinque lineis 10-12 longitudinalibus.

Unfortunately, only one lower valve was observed. The longitudinal lines are entirely different from those on *C. Placentula* and similar diatoms. The transverse striae are very close but sharply defined and readily resolvable. I have been unable to resolve them into puncta.

CORETHRON

Castr. Rep. Voy. Chall. Bot. **2**: 85. 1886.

Corethron Hystrix Hensen, Ber. Komm. Unters. Deuts. Meere **5**: 89. *pl.* 5. *f.* 49. 1887.

Boyer, Syn. N. Am. Diat. 114; Hustedt, in Rab. Krypt.-Flora **7**¹: 547. *f.* 311.

Marine. Canal de Martin Peña, Porto Rico.—North Atlantic Ocean.

COSCINODISCUS

Ehrenb. Abh. Akad. Berlin **1838**: 128. 1839.

Coscinodiscus concinnus arafurensis Grun. Denks. Akad. Wien **48**²: 79. 1884.

Castr. Rep. Voy. Chall. Bot. **2**: 154. *pl.* 3, *f.* 3 (as *C. papuanus*).

Marine. St. Croix (Østrup).—Arafura Sea; Australia.

Coscinodiscus decrescens Grun.; A. Schmidt, Atlas *pl.* 61, *f.* 7-10. 1878.

Hustedt, in Rab. Krypt.-Flora **7**¹: 430. *f.* 233.

Marine. St. Croix (Østrup).—Europe.

Coscinodiscus excentricus Ehrenb. Abh. Akad. Berlin **1839**: 146. 1841.

Boyer, Syn. N. Am. Diat. 43; Boyer, Diat. Phila. 21. *pl.* 2, *f.* 14.

Marine. Harbor of Christiansted, St. Croix; Virgin Islands (Cleve).—Widely distributed.

Coscinodiscus lineatus Ehrenb. Abh. Akad. Berlin **1838**: 129. 1839.

Boyer, Syn. N. Am. Diat. 44; Boyer, Diat. Phila. 21. *pl.* 3, *f.* 8.

Marine. San Juan Bay, Ponce, Mayaguez, Fajardo, Porto Rico; harbor of Christiansted, St. Croix.—Widely distributed.

Coscinodiscus marginatus Ehrenb. Abh. Akad. Berlin **1841**: 412. 1843.

Boyer, Syn. N. Am. Diat. 54; Boyer, Diat. Phila. 22. *pl.* 3, *f.* 9.

Marine. San Juan Bay, Porto Rico.—Widely distributed.

Coscinodiscus marginulatus curvato-striatus Grun.; A. Schmidt, Atlas *pl.* 57, *f.* 5. 1878.

Boyer, Syn. N. Am. Diat. 51; Van Heurck, Syn. Diat. Belg. *pl.* 94, *f.* 32.

Marine. Mayaguez, Porto Rico.—Campeche Bay.

Coscinodiscus minor Ehrenb. Abh. Akad. Berlin **1838**: 129. *pl.* 4, *XII*, *f.* e. 1839.

Boyer, Syn. N. Am. Diat. 44; A. Schmidt, Atlas *pl.* 58, *f.* 39, 40.

Marine. San Juan Bay, Porto Rico.—Atlantic coast of North America.

Coscinodiscus nitidulus Grun.; A. Schmidt, Atlas *pl.* 58, *f.* 20, 21. 1878.

Boyer, Syn. N. Am. Diat. 42; Boyer, Diat. Phila. 21, *pl.* 2, *f.* 19; Wolle, Diat. N. Am. *pl.* 94, *f.* 10.

Marine. San Juan Bay, Porto Rico; harbor of Christiansted, St. Croix; St. Thomas (Østrup).—Widely distributed.

Coscinodiscus nitidus Greg. Trans. Roy. Soc. Edinb. **21**: 499. *pl.* 10, *f.* 45. 1857.

Boyer, Syn. N. Am. Diat. 42; Boyer, Diat. Phila. 21. *pl.* 2, *f.* 18.

Marine. San Juan Bay, Porto Rico; harbor of Christiansted, St. Croix; St. Thomas (Østrup); Virgin Islands (Cleve).—Widely distributed.

Coscinodiscus nitidus sparsus Rattr. Proc. Roy. Soc. Edinb. **16**: 479. 1889.
Boyer, Syn. N. Am. Diat. 42; A. Schmidt, Atlas *pl. 53, f. 17* (corrected in Fricke's Index).

Marine. St. Croix (Østrup).—Campeche Bay.

Coscinodiscus nodulifer A. Schmidt, Atlas *pl. 59, f. 20-23*. 1878.

Boyer, Syn. N. Am. Diat. 55; Wolle, Diat. N. Am. *pl. 94, f. 7*.

Marine. San Juan Bay, Gallardo Shoals, Porto Rico; harbor of Christiansted, St. Croix.—Coasts of North America; Europe.

Coscinodiscus Normanii Greg.; Grev. Quart. Jour. Micr. Sci. **7**: 80. *pl. 6, f. 3*. 1859.

Boyer, Syn. N. Am. Diat. 52; A. Schmidt, Atlas *pl. 57, f. 9, 10* (corrected in Fricke's Index).

Marine. Virgin Islands (Cleve).—Europe.

Coscinodiscus Oculus-Iridis Ehrenb. Abh. Akad. Berlin **1839**: 147. 1841.

Boyer, Syn. N. Am. Diat. 57; Boyer, Diat. Phila. 23. *pl. 3, f. 10*.

Marine. San Juan Bay, Porto Rico.—Widely distributed.

Coscinodiscus praetextus Jan. Diat. Gazelle Exp. *pl. 3, f. 4*. 1888-1889?

Coscinodiscus fulguralis Brun, Mém. Soc. Phys. Hist. Nat. Genève **31**, part 2¹: 21. *pl. 21, f. 6*. 1891.

Coscinodiscus gigas praetexta (Jan.) Hustedt, in Rab. Krypt.-Flora **7**¹: 457. *f. 255*. 1928.

Marine. San Juan Bay, Porto Rico.—Plankton, tropical waters.

For the determination and synonymy I am indebted to the late Dr. Albert Mann of Washington.

Coscinodiscus radiatus Ehrenb. Abh. Akad. Berlin **1839**: 148. *pl. 3, f. 1a-c*. 1841.

Boyer, Syn. N. Am. Diat. 54; Boyer, Diat. Phila. 23. *pl. 3, f. 11*.

Marine. San Juan Bay, Porto Rico; harbor of Christiansted, St. Croix; Virgin Islands (Cleve).—Widely distributed.

Coscinodiscus robustus Grev. Trans. Micr. Soc. Lond. II. **14**: 3. *pl. 1, f. 8*. 1866.

Boyer, Syn. N. Am. Diat. 54; A. Schmidt, Atlas *pl. 62, f. 16, 17*.

Marine. San Juan Bay, Porto Rico.—Pacific coast of North America.

Coscinodiscus Rothii (Ehrenb.) Grun.; Schneider, Naturwiss. Beitr. 125. 1878.

Heterostephania Rothii Ehrenb. Mikrogeol. *pl. 35a, XIII, b, f. 4, 5*. 1854.

Boyer, Syn. N. Am. Diat. 51; H. & M. Perag. Diat. Mar. France 422. *pl. 115, f. 6*; Hustedt, in Rab. Krypt.-Flora **7**¹: 400. *f. 211*.

Marine. Virgin Islands (Cleve).—Widely distributed.

CYCLOTELLA

(Kütz.) Bréb. Consid. Diat. 19. 1838.

Frustulia § *Cyclotella* Kütz. Linnaea **8**: 535. 1833.

Cyclotella insolita, new species.

Frustules in short chains connected by single threads, each thread about the length of a frustule. Valves undulate, with marginal striae 10-12 in 10 μ . Center of valve irregularly and coarsely punctate. Diameter 6-12 μ .

Frustulis filo brevi connexis; valvis undulatis; striis marginalibus 10–12 in 10 μ ; area centrali sparse punctata; diam. 6–12 μ .

Marine. Canal de Martín Peña, Porto Rico. PLATE 4, FIG. 9.

Cyclotella Kuetzingiana Thw. Ann. Mag. Nat. Hist. II. 1: 169. *pl. 11, f. D.* 1848.

Boyer, Syn. N. Am. Diat. 38; Wolle, Diat. N. Am. *pl. 66, f. 8, 9*; Hustedt, in Rab. Krypt.-Flora 7: 338. *f. 171.*

Fresh-water. Common in Porto Rico; St. Croix (Østrup).—Widely distributed and common.

Cyclotella Kuetzingiana parva Fricke; A. Schmidt, Atlas *pl. 224, f. 36, 37.* 1900.

Hustedt, in Rab. Krypt.-Flora 7: 339.

Fresh-water. Collazo River, Porto Rico.—Europe.

Cyclotella Meneghiniana Kütz. Bac. 50. *pl. 30, f. 68.* 1844.

Boyer, Syn. N. Am. Diat. 38; Boyer, Diat. Phila. 19. *pl. 2, f. 8*; Wolle, Diat. N. Am. *pl. 66, f. 13–15.*

Brackish-water and fresh-water. Common in Porto Rico; St. Thomas, St. Croix, St. Jan (Østrup).—Widely distributed and common. PLATE 4, FIG. 10.

Many of the Porto Rican examples are striated in the center like those figured in Van Heurck, Syn. Diat. Belg. *pl. 94, f. 11, 12, 15 and 20*, and are up to 40 μ in diameter. Many others have single rows of fine puncta between the coarse marginal striae; or, puncta at the inner ends of the marginal striae like those figured in Schmidt's Atlas, *pl. 181, f. 91.*

Cyclotella striata (Kütz.) Grun.; Möller, 400-Type Slide. 1868; Cleve & Grun. Sv. Vet.-Akad. Handl. II. 17²: 119. 1880.

Coscinodiscus striatus Kütz. Bac. 131. *pl. 1, f. VIII.* 1844.

Boyer, Syn. N. Am. Diat. 37; Boyer, Diat. Phila. 19. *pl. 2, f. 9*; Wolle, Diat. N. Am. *pl. 66, f. 16, 17.*

Marine and brackish-water. Common in Porto Rico.—Widely distributed.

CYMATOSIRA

Grun. Verh. Zool.-Bot. Ges. Wien 12: 377. 1862.

Cymatosira Lorenziana Grun. Verh. Zool.-Bot. Ges. Wien 12: 378. *pl. 4, f. 25.* 1862.

Boyer, Syn. N. Am. Diat. 192; Van Heurck, Syn. Diat. Belg. *pl. 45, f. 42.*

Marine. San Juan Bay, Fajardo, Porto Rico; harbor of Christiansted, St. Croix.—Gulf of Mexico; Atlantic coast of North America; Europe.

CYMBELLA

Ag. Consp. Crit. Diat. 1. 1830.

Cymbella aequalis W. Smith; Grev. Ann. Mag. Nat. Hist. II. 15: 255. *pl. 9, f. 4.* 1855.

Boyer, Syn. N. Am. Diat. 276; Elmore, Diat. Nebraska 118. *pl. 16, f. 599*; Van Heurck, Treatise 143. *pl. 1, f. 27* (as *C. obtusa* Greg.).

Fresh-water. St. Croix (Østrup).—Widely distributed.

Cymbella affinis Kütz. Bac. 80. *pl. 6, f. XV.* 1844.

Boyer, Syn. N. Am. Diat. 276; Boyer, Diat. Phila. 61. *pl. 18, f. 18*; Elmore, Diat. Nebraska 118. *pl. 16, f. 593.*

Fresh-water. Common in Porto Rico.—Widely distributed and common.

Cymbella affinis obesa Cleve, Diatomiste 2: 100. *pl. 7, f. 4.* 1894.

Fresh-water. Porto Rico.—Tropical South America.

An obtuse variety, observed frequently with the typical form.

Cymbella amphicephala Näg.; Kütz. Sp. Alg. 890. 1849.

Boyer, Syn. N. Am. Diat. 275; Boyer, Diat. Phila. 61. *pl. 18, f. 16*; Wolle, Diat. N. Am. *pl. 7, f. 15*; Elmore, Diat. Nebraska 117. *pl. 16, f. 589.*

Fresh-water. Collazo River, Porto Rico.—Widely distributed.

Cymbella Cistula maculata (Kütz.) Van Heurck, Syn. Diat. Belg. 64. *pl. 2, f. 16, 17.* 1880.

Frustulia maculata Kütz. Linnaea 8: 539. *pl. 13, f. 4.* 1833.

Cymbella maculata Kütz. Bac. 79. *pl. 6, f. IIa, IIb.* 1844.

Boyer, Syn. N. Am. Diat. 280; A. Schmidt, Atlas *pl. 10, f. 6.*

Fresh-water. Porto Rico (Möbius, as *C. maculata* Kütz. = *C. cymbiformis* Ehrenb.).—Widely distributed.

Cymbella coamoensis, new species.

Dorsal margin arcuate; ventral, almost straight but slightly inflated in the middle. Ends obtuse, not bent inward. Raphe slightly curved, ending in three-angled hooks at some distance from the ends, and pointing close to the ventral margin. Axial area broad in the center, more than one third the breadth of the valve, decreasing towards the ends where it again expands to elliptic spaces. Striae slightly radiate, 9–10 in 10μ , with puncta 15–16 in 10μ , the striation continued around the terminals of the area at the ends. An isolated punctum on the dorsal side at the inner end of the median striae. Length 70μ . Breadth 14μ .

Margine dorsali convexo, ventrali subrecto medio paulo tumido; apicibus obtusis; raphae paulo arcuata; nodulis terminalibus ab apicibus remotis; nodulo centrali dilatato, puncto solitario; striis subradiantibus 9–10 in 10μ , punctis 15–16 in 10μ ; long. 70μ , lat. 14μ .

Fresh-water. Coamo Springs, Porto Rico. PLATE 4, FIG. 11.

The terminals of the raphe are at some distance from the ends and are hooked with three right-angled bends. They are surrounded by the wide elliptic expansions of the structureless area, around which the striae continue from the dorsal to the ventral margin. These features are not well shown by the photograph.

Cymbella excisa Kütz. Bac. 80. *pl. 6, f. XVII.* 1844.

Boyer, Syn. N. Am. Diat. 276; Boyer, Diat. Phila. 61. *pl. 18, f. 15, 19*; Wolle, Diat. N. Am. *pl. 7, f. 9, 10.*

Fresh-water. Common in Porto Rico.—Widely distributed and common.

Cymbella helvetica Kütz. Bac. 79. *pl. 6, f. XIII.* 1844.

Boyer, Syn. N. Am. Diat. 281; Wolle, Diat. N. Am. *pl. 7, f. 6.*

Fresh-water. Coamo Springs, Cuyon River, Porto Rico; St. Jan (Østrup).—North America; Europe.

Cymbella tumida (Bréb.) Van Heurck, Syn. Diat. Belg. 64. *pl. 2, f. 10.* 1880.
Cocconema tumidum Bréb.; Kütz., Sp. Alg. 60. 1849.
 Boyer, Syn. N. Am. Diat. 280; Boyer, Diat. Phila. 62. *pl. 18, f. 7.*
 Fresh-water. Porto Rico, frequent.—North America; Europe.

Cymbella turgida Greg. Quart. Jour. Micr. Sci. 4: 5. *pl. 1, f. 18.* 1856.
 Boyer, Syn. N. Am. Diat. 283; Boyer, Diat. Phila. 63. *pl. 18, f. 12, 23.*
 Fresh-water. Common in Porto Rico.—Widely distributed and common.

Cymbella turgidula Grun.; A. Schmidt, Atlas *pl. 9, f. 23-26.* 1875.
 Boyer, Syn. N. Am. Diat. 283; Wolle, Diat. N. Am. *pl. 7, f. 27.*
 Fresh-water. Common in the streams of Porto Rico.—North and South America.

Cymbella ventricosa Ag. Consp. Crit. Diat. 9. 1830.
 Boyer, Syn. N. Am. Diat. 285; Boyer, Diat. Phila. 62. *pl. 18, f. 14, 22;* Wolle,
 Diat. N. Am. *pl. 6, f. 13.*
 Fresh-water. Porto Rico; St. Croix, St. Jan (Østrup).—Widely distributed and
 common.

Cymbella ventricosa ovata (Grun.) Cleve, Sv. Vet.-Akad. Handl. II. 26²: 169.
 1894.
Encyonema caespitosum ovatum Grun.; A. Schmidt, Atlas *pl. 10, f. 45, 46.* 1875.
 Fresh-water. St. Thomas, St. Croix, St. Jan (Østrup).—Europe.

DENTICULA

Kütz. Bac. 43. 1844.

Denticula elegans Kütz. Bac. 44. *pl. 17, f. V.* 1844.
 Elmore, Diat. Nebr. 46. *pl. 2, f. 40-43;* Van Heurck, Syn. Diat. Belg. *pl. 49, f.*
14, 15.
 Brackish-water. Near Guayama, Porto Rico.—Europe.

Denticula occidentalis Østrup, Dansk Bot. Ark. 1¹: 36. *pl. 1, f. 26.* 1913.
 Boyer, Syn. N. Am. Diat. 531.
 Fresh-water. Common in Porto Rico; St. Thomas, St. Croix, St. Jan (Østrup).—
 Known only from these localities. PLATE 5, FIG. 1.

The valves are depressed in the middle and the frustule thereby appears
 constricted in the girdle view. This diatom is abundant in the waters about the
 Coamo and Virella Thermal Springs in Porto Rico.

Denticula tenuis inflata (W. Smith) Grun.; Van Heurck, Syn. Diat. Belg.
 159. *pl. 49, f. 32-34.* 1881.
Denticula inflata W. Smith, Syn. Brit. Diat. 2: 20. *pl. 34, f. 294.* 1856.
 Fresh-water. Mountain springs, Porto Rico.—Europe.

DIATOMA

DC. Fl. Fr. 2: 48. 1805.

Diatoma maximum (Grun.) Fricke; A. Schmidt, Atlas *pl. 267, f. 7-11.* 1906.
Odontidium anomalum maximum Grun. Verh. Zool.-Bot. Ges. Wien 12: *pl. 4,*
f. 4. (text, 357 as *O. anomalum longissimum*). 1862.
 H. & M. Perag. Diat. Mar. France 342. *pl. 82, f. 35* (as *O. maximum* Grun.).
 Marine. St. Croix (Østrup).—Europe.

DICTYONEIS

Cleve, Diatomiste 1: 14. 1890.

Dictyoneis marginata (Lewis) Cleve, Diatomiste 1: 16. 1890.*Navicula marginata* Lewis, Proc. Acad. Phila. 1861: 64. pl. 2, f. 1. 1861.

Boyer, Syn. N. Am. Diat. 343; Boyer, Diat. Phila. 78. pl. 20, f. 3.

Marine. Virgin Islands (Cleve, as *Navicula strangulata* Grev.).—Widely distributed.

DIMEROGRAMMA

Ralfs; Pritchard, Infusoria 790. 1861.

Dimerogramma fulvum (Greg.) Ralfs; Pritchard, Infusoria 790. 1861.*Denticula fulva* Greg. Trans. Roy. Soc. Edinb. 21: 496. pl. 10, f. 38. 1857.

Boyer, Syn. N. Am. Diat. 193; Wolle, Diat. N. Am. pl. 5, f. 23; H. & M. Perag. Diat. Mar. France, 334. pl. 82, f. 17, 18.

Marine. San Juan Bay, Porto Rico; St. Croix (Østrup).—Campeche Bay; Europe.

Dimerogramma furcigerum Grun.; Van Heurck, Syn. Diat. Belg. pl. 36. f. 8. 1881.

Boyer, Syn. N. Am. Diat. 193; H. & M. Perag. Diat. Mar. France 334. pl. 82, f. 16.

Marine. Fajardo, Ponce, Porto Rico.—Campeche Bay; Europe.

Dimerogramma marinum (Greg.) Ralfs; Pritchard, Infusoria 790. 1861.*Denticula marina* Greg. Trans. Roy. Soc. Edinb. 21: 496. pl. 10, f. 39. 1857.

Boyer, Syn. N. Am. Diat. 193; Wolle, Diat. N. Am. pl. 45, f. 4, 5; H. & M. Perag. Diat. Mar. France 333. pl. 82, f. 10, 11.

Marine. Fajardo, Porto Rico.—Atlantic coast of North America; Europe.

Dimerogramma minor (Greg.) Ralfs; Pritchard, Infusoria 790. 1861.*Denticula minor* Greg. Trans. Roy. Soc. Edinb. 21: 495. pl. 10, f. 35. 1857.

Boyer, Syn. N. Am. Diat. 193; Boyer, Diat. Phila. 47. pl. 12, f. 12-14.

Marine. Harbor of Christiansted, St. Croix; Porto Rico (Temp. & Perag.); St. Croix (Østrup).—Atlantic coast of North America; Europe.

Dimerogramma nanum (Greg.) Ralfs; Pritchard, Infusoria 790. pl. 4, f. 33. 1861.*Denticula nana* Greg. Trans. Roy. Soc. Edinb. 21: 495. pl. 10, f. 34. 1857.

Van Heurck, Syn. Diat. Belg. pl. 36, f. 11B.

Marine. San Juan Bay and marshes, Porto Rico.—Europe.

Dimerogramma ventricosum (Jan. & Rab.) Grun. Hedwigia 6: 2. 1867.*Denticella ventricosa* Jan. & Rab.; Rab. Beitr. Alg. 1: 8. pl. 2, f. 11. 1863.

Boyer, Syn. N. Am. Diat. 194.

Marine. Virgin Islands (Cleve).—Honduras; Campeche Bay.

DIPLONEIS

Ehrenb. Ber. Akad. Berlin 1844: 84. 1844.

Diploneis advena (A. Schmidt) Cleve, Sv. Vet.-Akad. Handl. II. 26: 81. 1894.*Navicula advena* A. Schmidt, Atlas pl. 8, f. 29. 1875.

Marine. Virgin Islands (Cleve).—Africa; Asia.

Diploneis Boldtiana Cleve, Acta Soc. Faun. Fl. Fenn. **8**: 43. *pl. 2, f. 12*. 1891.
Boyer, Syn. N. Am. Diat. 350.

Fresh-water. St. Thomas (Østrup).—Finland.

Forms similar in outline to this species and ranging in size from 25–60 μ are frequent in Porto Rican collections of *D. elliptica* (Kütz.) Cleve. The striae are 10 in 10 μ , strongly punctate, and they seem to be variations of the latter species.

Diploneis Bombus Ehrenb. Ber. Akad. Berlin **1844**: 84. 1844.

Boyer, Syn. N. Am. Diat. 353; A. Schmidt, Atlas *pl. 13, f. 4–9* (as *Navicula gemina*); Wolle, Diat. N. Am. *pl. 23, f. 3* (as *Navicula Bombus*).

Marine. San Juan Bay, Gallardo Shoals, Porto Rico; St. Thomas (Østrup).—Widely distributed.

Diploneis Bombus egena (A. Schmidt) Cleve, Sv. Vet.-Akad. Handl. II. **26**: 90. 1894.

Navicula gemina egena A. Schmidt, Atlas *pl. 13, f. 10*. 1875.

Marine. Fajardo, Porto Rico.—Europe; Asia; Africa.

Diploneis chersonensis (Grun.) Cleve, Sv. Vet.-Akad. Handl. II. **26**: 91. 1894.

Navicula chersonensis Grun.; A. Schmidt, Atlas *pl. 12, f. 40*. 1875.

Boyer, Syn. N. Am. Diat. 353; Wolle, Diat. N. Am. *pl. 15, f. 19*.

Marine. San Juan Bay, Fajardo, Porto Rico; harbor of Christiansted, St. Croix; St. Thomas, St. Croix (Østrup); Virgin Islands (Cleve, as *Navicula Apis*).—Widely distributed.

Diploneis Crabro Ehrenb. Ber. Akad. Berlin **1844**: 85. 1844.

Boyer, Syn. N. Am. Diat. 358; Cleve, Sv. Vet.-Akad. Handl. II. **26**: 100.

Marine. Common in Porto Rico and the Virgin Islands.—Widely distributed and common.

Numerous variations of this diatom occur. There is no general agreement as to the typical form of the species.

Diploneis Crabro Dirrhombus (A. Schmidt) Cleve, Sv. Vet.-Akad. Handl. II. **26**: 102. 1894.

Navicula Dirrhombus A. Schmidt, Atlas *pl. 11, f. 21, 22*. 1875.

Boyer, Syn. N. Am. Diat. 360; Wolle, Diat. N. Am. *pl. 12, f. 14*.

Marine. Harbor of Christiansted, St. Croix; St. Jan, St. Croix (Østrup).—Gulf of Mexico; Australia.

Diploneis Crabro limitanea (A. Schmidt) Cleve, Sv. Vet.-Akad. Handl. II. **26**: 100. 1894.

Navicula limitanea A. Schmidt, Atlas *pl. 11, f. 23*. 1875.

Marine. St. Croix (Østrup).—Africa; Asia.

Diploneis Crabro minuta Cleve, Sv. Vet.-Akad. Handl. II. **26**: 102. 1894.

A. Schmidt, Atlas *pl. 12, f. 71* (Fricke's Index).

Marine. San Juan Bay, Porto Rico.—Samoa.

Diploneis Crabro multicostata (Grun.) Cleve, Sv. Vet.-Akad. Handl. II. **26**: 102. 1894.

Navicula multicostata Grun. Verh. Zool.-Bot. Ges. Wien **10**: 524. *pl. 3, f. 13*. 1860.

Boyer, Syn. N. Am. Diat. 360; Wolle, Diat. N. Am. *pl. 15, f. 2*.

Marine. San Juan Bay, Porto Rico; harbor of Christiansted, St. Croix; St. Thomas, St. Croix (Østrup); Virgin Islands (Cleve).—Widely distributed.

Diploneis Crabro Pandura (Bréb.) Cleve, Sv. Vet.-Akad. Handl. II. 26²: 100. 1894.

Navicula Pandura Bréb. Mém. Soc. Sci. Nat. Cherbourg 2: 253. pl., f. 4. 1854.

Boyer, Syn. N. Am. Diat. 359; Boyer, Diat. Phila. 85. pl. 20, f. 4; Wolle, Diat. N. Am. pl. 15, f. 5.

Marine. Virgin Islands (Cleve).—Widely distributed.

Diploneis Crabro separabilis (A. Schmidt) Cleve, Sv. Vet.-Akad. Handl. II. 26²: 101. 1894.

Navicula separabilis A. Schmidt, Atlas pl. 11, f. 3, 5-7. 1875.

Boyer, Syn. N. Am. Diat. 359; Wolle, Diat. N. Am. pl. 19, f. 27.

Marine. St. Thomas (Østrup).—Campeche Bay; Trinidad; Africa; Asia.

Diploneis Crabro suspecta (A. Schmidt) Cleve, Sv. Vet.-Akad. Handl. II. 26²: 101. 1894.

Navicula suspecta A. Schmidt, Atlas pl. 11, f. 12, 13, 26, 27. 1875.

Boyer, Syn. N. Am. Diat. 359; Wolle, Diat. N. Am. pl. 12, f. 26.

Marine. Fajardo, Gallardo Shoals, Porto Rico.—Campeche Bay; South America; Asia.

Diploneis dalmatica (Grun.) Cleve, Sv. Vet.-Akad. Handl. II. 26²: 98. 1894.

Navicula dalmatica Grun. Verh. Zool.-Bot. Ges. Wien 10: 525. pl. 3, f. 14. 1860.

Boyer, Syn. N. Am. Diat. 358; A. Schmidt, Atlas pl. 8, f. 58, 59.

Marine. Ponce, Fajardo, Porto Rico.—Campeche Bay; Europe; Africa.

Diploneis didyma Ehrenb. Ber. Akad. Berlin 1844: 85. 1844.

Boyer, Syn. N. Am. Diat. 352; Wolle, Diat. N. Am. pl. 19, f. 24, 25.

Marine. San Juan Bay, Porto Rico.—Widely distributed.

Diploneis elliptica (Kütz.) Cleve, Acta Soc. Faun. Fl. Fenn. 8²: 42. 1891.

Navicula elliptica Kütz. Bac. 98. pl. 4, f. VIII, pl. 30, f. 55. 1844.

Boyer, Syn. N. Am. Diat. 355; Boyer, Diat. Phila. 84. pl. 20, f. 14.

Fresh-water. Abundant in the southern thermal springs and ditches of Porto Rico; St. Croix (Østrup).—Widely distributed and common.

Diploneis Entomon Ehrenb. Ber. Akad. Berlin 1844: 85. 1844.

Boyer, Syn. N. Am. Diat. 352; Wolle, Diat. N. Am. pl. 12, f. 6 (as *Navicula Entomon*).

Marine. Virgin Islands (Cleve, as *Navicula Entomon*).—Widely distributed.

Diploneis exempta (A. Schmidt) Cleve, Sv. Vet.-Akad. Handl. II. 26²: 86. 1894.

Navicula exempta A. Schmidt, Jahresb. Komm. Unters. Deuts. Meere 2: 85. pl. 2, f. 5. 1874; A. Schmidt, Atlas pl. 11, f. 28. 1875.

Boyer, Syn. N. Am. Diat. 351.

Marine. Virgin Islands (Cleve).—Campeche Bay.

Diploneis expleta (A. Schmidt) Boyer, Syn. N. Am. Diat. 356. 1827.

Navicula notabilis expleta A. Schmidt, Jahresb. Komm. Unters. Deuts. Meere 2: 88. pl. 1, f. 20; pl. 2, f. 11. 1874.

Marine and brackish-water. Common in Porto Rico.—Widely distributed.

This is not the same diatom as *Navicula expleta* A. Schmidt, Atlas pl. 69, f. 7, 8.

Diploneis fusca delicata (A. Schmidt) Cleve, Sv. Vet.-Akad. Handl. II. 26²: 94. 1894.

Navicula fusca delicata A. Schmidt, Jahresb. Komm. Unters. Deuts. Meere 2: 87. pl. 1, f. 26. 1874.

Marine. San Juan Bay, Porto Rico.—Europe; Asia.

Diploneis gemmata (Grev.) Cleve, Sv. Vet.-Akad. Handl. II. 26²: 98. 1894.

Navicula gemmata Grev. Edinb. New Phil. Jour. II. 10: 30. pl. 4, f. 7. 1859.

Boyer, Syn. N. Am. Diat. 358; Boyer, Diat. Phila. 86. pl. 20, f. 16.

Marine. Virgin Islands (Cleve).—Campeche Bay; Colon; Gulf of Naples; Galapagos Islands.

Diploneis gemmatula (Grun.) Cleve, Sv. Vet.-Akad. Handl. II. 26²: 103. 1894.

Navicula gemmatula Grun.; A. Schmidt, Atlas pl. 13, f. 20, 21. 1875.

Boyer, Syn. N. Am. Diat. 358.

Marine. Harbor of Christiansted, St. Croix.—Campeche Bay; widely distributed.

Diploneis gemmatula Grunowii Cleve, Sv. Vet.-Akad. Handl. II. 26²: 104. 1894.

A. Schmidt, Atlas pl. 12, f. 61 (as *Navicula lacrimans*).

Marine. Virgin Islands (Cleve, as *Navicula lacrimans*).—Widely distributed.

Diploneis Gravelleana, new species.

Valves pandurate, deeply constricted, the segments occasionally of unequal size. Central nodule quadrate. Horns narrow, divergent at the base and convergent at the ends. Furrows narrow, following the horns. Costae 14–15 in 10 μ , not punctate, not crossed by longitudinal lines and radiating in each segment. Length 16–18 μ . Breadth 7–8 μ . Named after Philip O. Gravelle, scientific photographer, South Orange, New Jersey.

Valvis panduriformibus profunde constrictis; nodulo centrali quadrato; costis radiantibus 14–15 in 10 μ ; long. 16–18 μ , lat. 7–8 μ .

Marine. Common in San Juan Bay and adjoining marshes, Porto Rico. PLATE 5, FIG. 2.

In a certain plane this diatom appears like the figure of *Navicula intercedens* in Schmidt's Atlas, pl. 160, f. 3, but the Porto Rican form is a *Diploneis*. It is uniformly within the range of the small size mentioned.

Diploneis Gruendleri (A. Schmidt) Cleve, Sv. Vet.-Akad. Handl. II. 26²: 89. 1894.

Navicula Gründleri A. Schmidt, Zeits. Ges. Naturwiss. 41: 407. pl. 6, f. 5, 6. 1873.

Boyer, Syn. N. Am. Diat. 352; Boyer, Diat. Phila. 85, pl. 20, f. 7, 8; Wollé, Diat. N. Am. pl. 111, f. 8, 9.

Marine. San Juan Bay and marshes, Porto Rico; harbor of Christiansted, St. Croix.—Atlantic coast of North America; South America; Europe.

Diploneis interrupta (Kütz.) Cleve, Acta Soc. Faun. Fl. Fenn. 8²: 42. 1891.

Navicula interrupta Kütz. Bac. 100. pl. 29, f. 93. 1844.

Boyer, Syn. N. Am. Diat. 348; A. Schmidt, Atlas, pl. 12, f. 1–12.

Marine. Harbor of Christiansted, St. Croix; Virgin Islands (Cleve).—Widely distributed.

- Diploneis lineata** (Donk.) Cleve, Sv. Vet.-Akad. Handl. II. 26²: 85. 1894.
Navicula lineata Donk. Trans. Micr. Soc. Lond. II. 6: 32. pl. 3, f. 17. 1858.
 Boyer, Syn. N. Am. Diat. 350; A. Schmidt, Atlas pl. 7, f. 44; pl. 69, f. 31.
 Marine. St. Thomas (Østrup).—Connecticut; Europe.
- Diploneis littoralis** (Donk.) Cleve, Sv. Vet.-Akad. Handl. II. 26²: 94. 1894.
Navicula littoralis Donk. Brit. Diat. 5. pl. 1, f. 2. 1870.
 Boyer, Syn. N. Am. Diat. 356; A. Schmidt, Atlas pl. 8, f. 23-25.
 Marine. Virgin Islands (Cleve).—Widely distributed.
- Diploneis muscaeformis** (Grun.) Cleve, Sv. Vet.-Akad. Handl. II. 26²: 83. 1894.
Navicula muscaeformis Grun.; A. Schmidt, Atlas pl. 13, f. 42, 47. 1875.
 Boyer, Syn. N. Am. Diat. 350; Wolle, Diat. N. Am. pl. 12, f. 7.
 Marine. Virgin Islands (Cleve).—Campeche Bay; Java.
- Diploneis nitescens** (Greg.) Cleve, Sv. Vet.-Akad. Handl. II. 26²: 97. 1894.
Navicula Smithii nitescens Greg. Trans. Roy. Soc. Edinb. 21: 487. pl. 9, f. 16. 1857.
 Boyer, Syn. N. Am. Diat. 356; Wolle, Diat. N. Am. pl. 14, f. 8, 22 (as *Navicula nitescens* Ralfs); A. Schmidt, Atlas pl. 7, f. 33-41 (as *Navicula nitescens* Greg.).
 Marine. San Juan Bay, Fajardo, Porto Rico; harbor of Christiansted, St. Croix; Virgin Islands (Cleve, as *Navicula nitescens* Greg.?).—Widely distributed.
- Diploneis notabilis** (Grev.) Cleve, Sv. Vet.-Akad. Handl. II. 26²: 93. 1894.
Navicula notabilis Grev. Trans. Micr. Soc. Lond. II. 11: 18. pl. 1, f. 9. 1863.
 H. & M. Perag. Diat. Mar. France 127. pl. 17, f. 8, 9; Wolle, Diat. N. Am. pl. 10, f. 49.
 Marine. San Juan Bay, Porto Rico; Virgin Islands (Cleve).—Widely distributed.
- Diploneis ovalis** (Hilse) Cleve, Acta Soc. Faun. Fl. Fenn. 8²: 44. pl. 2, f. 13. 1891.
Pinnularia ovalis Hilse; Rab. Alg. Eur. no. 1025. 1861.
 A. Schmidt, Atlas pl. 7, f. 33-36 (as *Navicula ovalis*).
 Fresh-water. Coamo Springs, Porto Rico.—Europe; Australia.
- Diploneis ovalis oblongella** (Näg.) Cleve, Acta Soc. Faun. Fl. Fenn. 8²: 44. 1891.
Navicula oblongella Näg.; Kütz. Sp. Alg. 890. 1849.
 Van Heurck, Syn. Diat. Belg. 92. pl. 10, f. 12 (as *Navicula elliptica oblongella*).
 Fresh-water. Coamo Springs, Porto Rico.—Europe.
- Diploneis Papula** (A. Schmidt) Cleve, Sv. Vet.-Akad. Handl. II. 26²: 85. 1894.
Navicula Papula A. Schmidt, Atlas pl. 7, f. 45-47. 1875.
 Boyer, Syn. N. Am. Diat. 349; Wolle, Diat. N. Am. pl. 9, f. 41.
 Marine. Harbor of Christiansted, St. Croix; St. Croix (Østrup).—Campeche Bay; Africa; Samoa.
- Diploneis parca** (A. Schmidt) Boyer, Syn. N. Am. Diat. 350. 1927.
Navicula parca A. Schmidt, Atlas pl. 8, f. 20-22. 1875.
 Wolle, Diat. N. Am. pl. 10, f. 5.
 Marine. Harbor of Christiansted, St. Croix; St. Thomas (Østrup, as *D. advena parca*).—Campeche Bay; North Sea; Australia; Samoa.

- Diploneis Praestes** (A. Schmidt) Cleve, Sv. Vet.-Akad. Handl. II. **26**: 87. 1894.
Navicula praestes A. Schmidt, Atlas *pl. 12, f. 57, 58.* 1875.
 Boyer, Syn. N. Am. Diat. 354; Wolle, Diat. N. Am. *pl. 19, f. 28.*
 Marine. St. Croix (Østrup).—Campeche Bay; Europe; Africa.
- Diploneis Puella** (Schum.) Cleve, Sv. Vet.-Akad. Handl. II. **26**: 92. 1894.
Navicula Puella Schum. Schrift. Phys.-Ökon. Ges. Königsb. **8**: 56. *pl. 2, f. 39.* 1867.
 Boyer, Syn. N. Am. Diat. 355; Boyer, Diat. Phila. 85. *pl. 20, f. 12.*
 Fresh-water. Near Juana Diaz, Porto Rico.—North America; Europe.
- Diploneis Schmidtii** Cleve, Sv. Vet.-Akad. Handl. II. **26**: 89. *pl. 1, f. 20, 21.* 1894.
 A. Schmidt, Atlas *pl. 13, f. 19.*
 Marine. Virgin Islands (Cleve, as *Navicula gemmatula* Grun.).—Widely distributed.
- Diploneis Smithii** (Bréb.) Cleve, Acta Soc. Faun. Fl. Fenn. **8**: 42. 1891.
Navicula Smithii Bréb. Mém. Soc. Sci. Nat. Cherbourg **2**: 253. 1854.
Navicula elliptica W. Smith, Syn. Brit. Diat. **1**: 48. *pl. 17, f. 152a* (lower figure). 1853.
 Boyer, Syn. N. Am. Diat. 354; Boyer, Diat. Phila. 84. *pl. 20, f. 17; Wolle, Diat. N. Am. pl. 12, f. 11; pl. 14, f. 12.*
 Marine. San Juan Bay and marshes, Ponce, Porto Rico; harbor of Christiansted, St. Croix; St. Croix (Østrup).—Widely distributed.
- Diploneis Smithii adversa**, new variety.
 Intercostal puncta arranged opposite to each other instead of obliquely as in the type.
 Typo similis sed punctis intercostalibus omnino oppositis.
 Marine. Harbor of Christiansted, St. Croix. PLATE 5, FIG. 3.
 On many of the specimens the opposite arrangement of the puncta extends over the entire valve. On some, towards the ends, there is a reversal to the typical form. Common, with the type, on buoys in Christiansted Harbor, but not observed in other collections.
- Diploneis Smithii Scutellum** (O'Meara) M. Perag. Cat. Diat. 630. 1897.
Navicula Scutellum O'Meara, Proc. Roy. Irish Acad. II. **2**: 396. *pl. 33, f. 14.* 1876.
Pinnularia Scutellum O'Meara, Quart. Jour. Micr. Sci. II. **9**: 151. *pl. 12, f. 5.* 1869.
 Van Heurck, Syn. Diat. Belg. **91**. *pl. 9, f. 11; H. & M. Perag. Diat. Mar. France, 124. pl. 20, f. 4* (as *Navicula Smithii Scutellum*).
 Brackish-water. Near Carolina, Porto Rico.—Europe.
- Diploneis splendida** (Greg.) Cleve, Sv. Vet.-Akad. Handl. II. **26**: 87. 1894.
Navicula splendida Greg. Trans. Micr. Soc. Lond. II. **4**: 44. *pl. 5, f. 14.* 1856.
 Boyer, Syn. N. Am. Diat. 351; H. & M. Perag. Diat. Mar. France 121. *pl. 18, f. 15-18.*
 Marine. San Juan Bay, Porto Rico; St. Croix (Østrup); Virgin Islands (Cleve).—Widely distributed.
- Diploneis splendida arata** (Cleve) Østrup, Dansk Bot. Ark. **1**: 4. 1913.
Navicula splendida arata Cleve, Sv. Vet.-Akad. Handl. II. **26**: 91. 1894.
 A. Schmidt, Atlas *pl. 13, f. 13, 14, 16, 33, 35* (acc. to Cleve).
 Marine. St. Croix (Østrup).—Gulf of Mexico; Hawaii.

Diploneis splendida diplosticta (Grun.) Cleve, Sv. Vet.-Akad. Handl. II. **26**: 88. 1894.

Navicula diplosticta Grun.; A. Schmidt, Atlas *pl. 13, f. 25-30*. 1875.

Boyer, Syn. N. Am. Diat. 352; Wolle, Diat. N. Am. *pl. 12, f. 3*.

Marine. Gallardo Shoals, Porto Rico; Virgin Islands (Cleve).—Campeche Bay; Gulf of Mexico; Java; Samoa; Cape Horn.

Diploneis splendida Puella (A. Schmidt) Cleve, Sv. Vet.-Akad. Handl. II. **26**: 88. 1894.

Navicula Puella A. Schmidt, Atlas *pl. 12, f. 13*. 1875.

Boyer, Syn. N. Am. Diat. 352; Wolle, Diat. N. Am. *pl. 15, f. 10, 16, 18*.

Marine. Fajardo, Gallardo Shoals, Porto Rico.—Campeche Bay; California; Europe.

Diploneis suborbicularis (Greg.) Cleve, Sv. Vet.-Akad. Handl. II. **26**: 81. 1894.

Navicula Smithii suborbicularis Greg. Trans. Roy. Soc. Edinb. **21**: 487. *pl. 9, f. 17*. 1857.

Boyer, Syn. N. Am. Diat. 347; A. Schmidt, Atlas *pl. 8, f. 2, 3, 5* (as *Navicula suborbicularis*).

Marine. San Juan Bay, Porto Rico; harbor of Christiansted, St. Croix; St. Thomas, St. Croix (Østrup); Virgin Islands (Cleve).—Widely distributed.

Diploneis subovalis Cleve, Sv. Vet.-Akad. Handl. II. **26**: 96. *pl. 1, f. 27*. 1894.

Fresh-water. Jajome Alto, altitude 400 meters, Porto Rico.—New Zealand.

This is evidently a fresh-water adaptation of *D. Smithii* (Breb.) Cleve, which it resembles closely.

Diploneis vacillans (A. Schmidt) Cleve, Sv. Vet.-Akad. Handl. II. **26**: 95. 1894.

Navicula vacillans A. Schmidt, Atlas *pl. 8, f. 61*. 1875.

Boyer, Syn. N. Am. Diat. 354; H. & M. Perag. Diat. Mar. France 126. *pl. 20, f. 14*.

Marine. St. Croix (Østrup).—Widely distributed.

Diploneis Weissflogii (A. Schmidt) Cleve, Sv. Vet.-Akad. Handl. II. **26**: 91. 1894.

Navicula Weissflogii A. Schmidt, Zeits. Ges. Naturwiss. **41**: 406. *pl. 6, f. 3, 4*. 1873; A. Schmidt, Atlas *pl. 12, f. 26-32*. 1875.

Boyer, Syn. N. Am. Diat. 351; Wolle, Diat. N. Am. *pl. 16, f. 25*.

Marine. San Juan Bay, Ponce, Fajardo, Gallardo Shoals, Porto Rico; harbor of Christiansted, St. Croix; Virgin Islands (Cleve); St. Croix, St. Jan (Østrup).—Widely distributed.

DITYLUM

Bail.; L. W. Bail. Bost. Jour. Nat. Hist. **7**: 332. 1861.

Ditylum intricatum (T. West) Grun.; Van Heurck, Syn. Diat. Belg. 196. *pl. 114, f. 2*. 1881.

Triceratium intricatum T. West, Trans. Micr. Soc. Lond. II. **8**: 148. *pl. 7, f. 5*. 1860.

Boyer, Syn. N. Am. Diat. 117; Boyer, Diat. Phila. 30. *pl. 38, f. 6, 7*.

Marine. Canal de Martín Peña, Mayaguez, Gallardo Shoals, Porto Rico.—Vera Cruz; Europe.

ENDICTYA

Ehrenb. Ber. Akad. Berlin **1845**: 71. 1845.

Endictya oceanica Ehrenb. Ber. Akad. Berlin **1845**: 76. 1845.

Hustedt, in Rab. Krypt.-Flora **7**: 297. f. 136; Boyer, Syn. N. Am. Diat. 45 (as *Coscinodiscus concavus* Greg.); Wolle, Diat. N. Am. pl. 94, f. 3 (as *Coscinodiscus concavus* Ehr.).

Marine. San Juan Bay, Fajardo, Porto Rico; Virgin Islands (Cleve).—Widely distributed.

EPITHEMIA

Bréb. Consid. Diat. 16. 1838.

Epithemia turgida (Ehrenb.) Kütz. Bac. 34. pl. 5, f. XIV. 1844.

Navicula turgida Ehrenb. Abh. Akad. Berlin **1831**: 80. 1832.

Boyer, Syn. N. Am. Diat. 488; Boyer, Diat. Phila. 111. pl. 31, f. 14.

Marine. Gallardo Shoals, Porto Rico.—Widely distributed in fresh and brackish water.

Gallardo Shoals, a marine habitat, is unusual for this species, and it was brought there, probably, by a fresh-water tributary.

Epithemia Zebra Porcellus (Kütz.) Grun. Verh. Zool.-Bot. Ges. Wien **12**: 328. pl. 3, f. 3, 4. 1862.

Epithemia Porcellus Kütz. Bac. 34. pl. 5, f. XVIII, XIX. 1844.

A. Schmidt, Atlas pl. 252, f. 15-21.

Fresh-water. Falls of the Toro Negro River, Porto Rico.—Europe.

EUCAMPIA

Ehrenb. Ber. Akad. Berlin **1839**: 156. 1839.

Eucampia cornuta (Cleve) Grun.; Van Heurek, Syn. Diat. Belg. pl. 95 bis, f. 5. 1881.

Moelleria cornuta Cleve, Bih. Sv. Vet.-Akad. Handl. **1**¹¹: 7. pl. 1, f. 6. 1873.

Hustedt, in Rab. Krypt.-Flora **7**: 774. f. 452.

Marine. Canal de Martin Peña, Porto Rico.—Tropical and subtropical waters.

EUNOTIA

Ehrenb. Abh. Akad. Berlin **1836**: 118. 1837.

Eunotia Arcus Ehrenb. Inf. 191. pl. 21, f. 22. 1838.

Boyer, Syn. N. Am. Diat. 216; Hustedt, in Rab. Krypt.-Flora **7**: 282. f. 748.

Fresh-water. Porto Rico (Möbius, as *E. Arcus* Rab.).—Widely distributed.

Eunotia didyma Grun.; Möller, 400-Type Slide. 1868; 400-Type Slide. 1881.

A. Schmidt, Atlas pl. 285, f. 10-24; H. L. Smith, Type Slide 654.

Fresh-water. Porto Rico.—Demerara River; Banka Island, off Sumatra; Bengal.

Frequent in many of the fresh-water collections from Porto Rico and in great variety of outline. The diatom on Möller's 1868 slide cited, is named in the manuscript catalogue, *Eunotia didyma* Grun. var. in litteris fr. w. Ostindien. On the same slide, and adjoining it, is placed *Eunotia formica* Ehrenb., fossil, North America. Hustedt, in the text to plate 285 of Schmidt's Atlas, discusses the confusion about the two diatoms, and sets out the figures cited as *E. didyma*

Grun., and those on *pl. 271, f. 3-5*, and Van Heurck, *Syn. Diat. Belg. pl. 34, f. 1*, as *E. formica* Ehrenb.

Eunotia indica Grun.; Rab. Beitr. Alg. 2: 5. *pl. 1, f. 7.* 1865.

A. Schmidt, Atlas *pl. 289, f. 21-25*; Möller, 400-Type Slide (1881).

Fresh-water. Common in Porto Rico.—Banka Island, off Sumatra.

Eunotia indica undulata, new variety.

Valves as in the typical form but with two dorsal undulations.

Valvis typo similibus sed margine dorsali biundulato.

Fresh-water. Near Carolina, Porto Rico. PLATE 5, FIG. 4.

Reluctantly I propose novelties in the genus *Eunotia*, for the literature is burdened with species and varieties described on trivial differences in outline; but *E. indica* is well defined, constant, and abundant in all Porto Rican fresh water, and the variation with two dorsal undulations, while not common, is distinct.

Eunotia lunaris (Ehrenb.) Grun.; Van Heurck, *Syn. Diat. Belg. 144. pl. 35, f. 3, 4.* 1881.

Synedra lunaris Ehrenb. Abh. Akad. Berlin 1831: 87. 1832.

Boyer, *Syn. N. Am. Diat.* 225; Boyer, *Diat. Phila.* 53. *pl. 12, f. 24, 25.*

Fresh-water. Common in Porto Rico.—Widely distributed.

Eunotia lunaris alpina (Näg.) Grun.; Van Heurck, *Syn. Diat. Belg. pl. 35, f. 5.* 1881.

Synedra alpina Näg.; Kütz. Spec. Alg. 43. 1849.

Fresh-water. Porto Rico.—Europe.

Eunotia lunaris duolineata, new variety.

Valves with the ventral margin straight but bending inwards from the ends and forming an obtuse angle at the middle.

Valvis margine ventrali recto sed medio obtuse angulato.

Fresh-water. Plentiful, with the typical form, in a spring near Hato Rey, Porto Rico. PLATE 5, FIG. 5.

Different in outline from *E. lunaris excisa*, which has a curved ventral margin and a sharp notch at the middle. Observed also in other collections from Porto Rico.

Eunotia lunaris excisa Grun.; Van Heurck, *Syn. Diat. Belg. pl. 35, f. 6C.* 1881.

Boyer, *Syn. N. Am. Diat.* 226; A. Schmidt, Atlas *pl. 269, f. 38.*

Fresh-water. Porto Rico.—Widely distributed, usually with the type.

Eunotia lunaris subarcuata (Näg.) Grun.; Van Heurck, *Syn. Diat. Belg. 144. pl. 35, f. 2.* 1881.

Synedra subarcuata Näg.; Kütz. Spec. Alg. 43. 1849.

Fresh-water. Porto Rico.—Widely distributed, usually with the type.

Eunotia major (W. Smith) Rab. Fl. Eur. Alg. 1: 72. 1864.

Himantidium majus W. Smith, *Syn. Brit. Diat.* 2: 14. *pl. 33, f. 286.* 1856.

Boyer, *Syn. N. Am. Diat.* 216; Boyer, *Diat. Phila.* 51. *pl. 13, f. 1, 2.*

Fresh-water. Near Carolina, Porto Rico.—Widely distributed.

- Eunotia monodon** Ehrenb. Abh. Akad. Berlin 1841: 414. *pl. 2, V, f. 7.* 1843.
 Boyer, Syn. N. Am. Diat. 221; Wolle, Diat. N. Am. *pl. 36, f. 4, 12*; A. Schmidt, Atlas *pl. 287, f. 1.*
 Fresh-water. Common in Porto Rico.—Widely distributed.
- Eunotia monodon curta** Van Heurck, Syn. Diat. Belg. *pl. 33, f. 4.* 1881.
 Fresh-water. St. Jan (Østrup).—Distributed with the type.
- Eunotia parallela** Ehrenb. Abh. Akad. Berlin 1841: 414. 1843.
 Boyer, Syn. N. Am. Diat. 220; Wolle, Diat. N. Am. *pl. 38, f. 15.*
 Fresh-water. Porto Rico, not common; St. Croix (Østrup).—Widely distributed.
- Eunotia parallela ventralis** (Ehrenb.) Grun.; Rab. Beitr. Alg. 2: 3. *pl. 1, f. 3c.* 1865.
Eunotia ventralis Ehrenb. Abh. Akad. Berlin 1841: 414. 1843.
 Boyer, Syn. N. Am. Diat. 221.
 Fresh-water. Rio Piedras, Park Loiza, Porto Rico.—Tropical waters.
- Eunotia pectinalis** (Dillw.) Rab. Fl. Eur. Alg. 1: 73. 1864.
Conferva pectinalis Dillw. Brit. Conf. 51. *pl. 24.* 1803.
 Boyer, Syn. N. Am. Diat. 218; Boyer, Diat. Phila. 52. *pl. 13, f. 6, 7*; Wolle, Diat. N. Am. *pl. 38, f. 12, 13.*
 Fresh-water. Common in Porto Rico; St. Thomas, St. Croix, St. Jan (Østrup).—Widely distributed and common.
- Eunotia pectinalis curta** Van Heurck, Syn. Diat. Belg. 143. *pl. 33, f. 15.* 1881.
 Wolle, Diat. N. Am. *pl. 36, f. 15, 16.*
 Fresh-water. St. Thomas, St. Croix, St. Jan (Østrup).—Europe.
- Eunotia pectinalis undulata** (Ralfs) Rab. Fl. Eur. Alg. 1: 74. 1864.
Fragilaria pectinalis undulata Ralfs, Ann. Mag. Nat. Hist. 12: 108. *pl. 2, f. 3d.* 1843.
 Boyer, Syn. N. Am. Diat. 218; Boyer, Diat. Phila. 52. *pl. 13, f. 8-10.*
 Fresh-water. Porto Rico, occasionally with the typical form.—Widely distributed.
- Eunotia pectinalis ventricosa** Grun.; Van Heurck, Syn. Diat. Belg. 143. *pl. 33, f. 19B.* 1881.
 Boyer, Syn. N. Am. Diat. 218; Boyer, Diat. Phila. 52. *pl. 13, f. 12.*
 Fresh-water. Common in Porto Rico; St. Thomas (Østrup).—Widely distributed with the typical form.
- EUNOTOGRAMMA**
- J. F. Weisse, Bull. Acad. St.-Petersb. 13: 278. 1855.
- Eunotogramma debile** Grun.; Van Heurck, Syn. Diat. Belg. *pl. 126, f. 17-19.* 1881.
 Boyer, Syn. N. Am. Diat. 143; Wolle, Diat. N. Am. *pl. 75, f. 16.*
 Marine. San Juan Bay, Fajardo, Porto Rico.—Campeche Bay; Atlantic coast of North America, southward.

EUPODISCUS

Ehrenb. Ber. Akad. Berlin 1844: 73. 1844.

Eupodiscus radiatus Bail. Smithson. Contr. 2: 39. 1851.

Boyer, Syn. N. Am. Diat. 89; Boyer, Diat. Phila. 28. pl. 5, f. 3; Wolle, Diat. N. Am. pl. 76, f. 6, 11.

Marine. San Juan Bay, Porto Rico; Virgin Islands (Cleve).—Atlantic coast of North and South America.

FRAGILARIA

Lyngb. Tent. Hydroph. Dan. 182. 1819.

Fragilaria hyalina (Kütz.) Grun. Verh. Zool.-Bot. Ges. Wien 12: 374. 1862.

Diatoma hyalinum Kütz. Bac. 47. pl. 17, f. XX. 1844.

Boyer, Syn. N. Am. Diat. 185; Van Heurek, Syn. Diat. Belg. 155. pl. 44, f. 14, 15; H. & M. Perag. Diat. Mar. France 326. pl. 81, f. 1.

Marine. St. Croix (Østrup).—Widely distributed.

Fragilaria vitrea (Kütz.) Grun.; Schneider, Naturwiss. Beitr. 122. 1878.

Diatoma vitreum Kütz. Bac. 47. pl. 17, f. XIX. 1844.

Van Heurek, Syn. Diat. Belg. pl. 44, f. 16A, B; H. & M. Perag. Diat. Mar. France 326. pl. 81, f. 2.

Marine. St. Croix (Østrup).—Europe.

FRUSTULIA

Ag. Syst. Alg. xiii. 1824.

Frustulia incomperta (Lewis) De-Toni, Syll. Alg. 2: 278. 1891.

Navicula incomperta Lewis, Proc. Acad. Phila. 1865: 18. pl. 2, f. 20. 1865.

Boyer, Syn. N. Am. Diat. 302; Wolle, Diat. N. Am. pl. 25, f. 2.

Marine. San Juan marshes, Porto Rico.—Atlantic coast of North America.

This diatom is nearly the same as *F. interposita* (Lewis) De-Toni, but has closer striation. The transverse striae are 25–26 in 10 μ ; the longitudinal, coarser.

Frustulia interposita (Lewis) De-Toni, Syll. Alg. 2: 278. 1891.

Navicula interposita Lewis, Proc. Acad. Phila. 1865: 18. pl. 2, f. 19. 1865.

Boyer, Syn. N. Am. Diat. 303; Wolle, Diat. N. Am. pl. 11, f. 14.

Marine. San Juan Bay, Fajardo, Porto Rico.—Coasts of North America; South America; Asia; Africa.

The striation is coarser than in *F. incomperta* (Lewis) De-Toni. The transverse striae are 18–19 in 10 μ , and the longitudinal, 15–16 in 10 μ .

Frustulia rhomboides saxonica (Rab.) De-Toni, Syll. Alg. 2: 277. 1891.

Frustulia saxonica Rab. Süßsw. Diat. 50. pl. 7, f. 1. 1853.

Boyer, Syn. N. Am. Diat. 301; Boyer, Diat. Phila. 77. pl. 17, f. 4 (not 6); Hustedt, in Pascher, Süßsw.-Fl. Mitteleur. ed. 2. 10: 221. f. 325.

Brackish-water and fresh-water. Porto Rico.—Widely distributed.

This diatom, with striae 30–34 in 10 μ , was found in an interesting, brackish collection made at Road 3, K. 8.6 near Carolina. It was in company with *Amphipleura pellucida* Kütz., the latter also finely striated, and the two diatoms are frequently used as test objects for objectives. *F. rhomboides saxonica* was also observed in fresh water from several other stations and in the water from the Virella Spring near Arroyo.

Frustulia rhomboides viridula (Bréb.) Cleve, Sv. Vet.-Akad. Handl. II. 26²: 123. 1894.

Colletonema viridulum Bréb.; Kütz. Sp. Alg. 105. 1849.

Boyer, Syn. N. Am. Diat. 301; Van Heurck, Syn. Diat. Belg. 112. pl. 17, f. 3.
Fresh-water. Near Carolina, Porto Rico.—North America; Europe.

Frustulia vulgaris (Thw.) De-Toni, Syll. Alg. 2: 280. 1891.

Schizonema vulgare Thw. Ann. Mag. Nat. Hist. II. 1: 170. pl. 12, f. H. 1848.

Boyer, Syn. N. Am. Diat. 302; Boyer, Diat. Phila. 77. pl. 17, f. 6 (not 4); Hustedt, in Pascher, Süßw.-Fl. Mitteleur. ed. 2. 10: 221. f. 327.

Fresh-water. Frequent in many collections, Porto Rico.—North America; Europe.

GLYPHODESMIS

Grev. Quart. Jour. Micr. Sci. II. 2: 234. 1862.

Glyphodesmis eximia Grev. Quart. Jour. Micr. Sci. II. 2: 235. pl. 10, f. 7-10. 1862.

Boyer, Syn. N. Am. Diat. 195; A. Schmidt, Atlas pl. 210, f. 9-18.

Marine. Fajardo, Porto Rico; Virgin Islands (Cleve).—West Indies; Bahamas; Florida.

GOMPHONEMA

Ag. Syst. Alg. xvi. 1824.

Gomphonema acuminatum Turris (Ehrenb.) Cleve, Sv. Vet.-Akad. Handl. II. 26²: 184. 1894.

Gomphonema Turris Ehrenb. Abh. Akad. Berlin 1841: 416. 1843.

Boyer, Syn. N. Am. Diat. 291; Boyer, Diat. Phila. 71. pl. 19, f. 5.

Fresh-water. Ditch near Mayaguez, Porto Rico.—Widely distributed.

Gomphonema aequale Greg. Quart. Jour. Micr. Sci. 4: 12. pl. 1, f. 41. 1856.

Boyer, Syn. N. Am. Diat. 293; Boyer, Diat. Phila. 72. pl. 19, f. 15.

Fresh-water. Spring near Hato Rey, also near Yauco, Porto Rico.—Delaware River; Scotland.

Gomphonema angustatum (Kütz.) Rab. Fl. Eur. Alg. 1: 283. 1864.

Sphenella angustata Kütz. Bac. 83. pl. 8, f. IV. 1844.

Boyer, Syn. N. Am. Diat. 294; Boyer, Diat. Phila. 72. pl. 19, f. 18, 19.

Fresh-water. Common in Porto Rico.—Widely distributed and common.

Gomphonema angustatum productum Grun.; Van Heurck, Syn. Diat. Belg. pl. 24, f. 52-55. 1880.

Boyer, Syn. N. Am. Diat. 295; Cleve, Sv. Vet.-Akad. Handl. II. 26²: 181.

Fresh-water. Common in Porto Rico.—Widely distributed.

Gomphonema carolinense, new species.

Valves broadly clavate with both ends capitate. Axial area distinct, slightly and gradually widened towards the middle. Striae 10-11 in 10 μ , slightly radiate, and of equal length excepting one or two on one side at the middle which are shortened. Usually one stigma but occasionally several, up to five, and then distributed on both sides of the nodule. Length 38-48 μ . Breadth 12-14 μ .

Valvis late clavatis, apicibus capitatis; striis 10-11 in 10 μ , subradiantibus, medianis valde abbreviatis; rhaps area distincta; granulis 1-5; long. 38-48 μ , lat. 12-14 μ .

Fresh-water. Porto Rico. PLATE 5, FIG. 6.

The diatom is common in the lower parts of the Rio Grande de Loiza, at Trujillo Alto and Carolina, and also in the pools on the sandy plain adjacent thereto. It is constant in the outline and capitate ends and cannot be associated with *G. parvulum* (Kütz.) Rab. The latter diatom is smaller, has closer striae, and occasionally has the apex somewhat capitate. *G. Lagenula* Kütz., which is common in Porto Rico, has a subcapitate base but is more lanceolate in outline and is also smaller.

Gomphonema constrictum Ehrenb. Abh. Akad. Berlin 1830: 63. 1830.
Boyer, Syn. N. Am. Diat. 292; Boyer, Diat. Phila. 72. *pl. 19, f. 8.*
Fresh-water. Common in Porto Rico.—Widely distributed.

Gomphonema gracile Ehrenb. Inf. 217. *pl. 18, f. 3.* 1838.
Boyer, Syn. N. Am. Diat. 296; Wollé, Diat. N. Am. *pl. 27, f. 6, 7.*
Fresh-water. Porto Rico.—Widely distributed.

Gomphonema gracile lanceolatum (Kütz.) Cleve, Sv. Vet.-Akad. Handl. II. 26²: 183. 1894.
Gomphonema lanceolatum Kütz. Bac. 87. *pl. 30, f. 59.* 1844.
Van Heurck, Syn. Diat. Belg. *pl. 24, f. 11*; A. Schmidt, Atlas *pl. 236, f. 25-28*;
pl. 237, f. 9, 10.
Fresh-water. Porto Rico, not common.—Trinidad.

Gomphonema gracile majus Grun.; Van Heurck, Syn. Diat. Belg. *pl. 24, f. 12.* 1880.
Cleve, Sv. Vet.-Akad. Handl. II. 26²: 183.
Fresh-water. St. Thomas, St. Croix, St. Jan (Østrup).—North America; Demerara River; New Zealand.

Gomphonema gracile naviculoides (W. Smith) Grun.; Van Heurck, Syn. Diat. Belg. *pl. 24, f. 13.* 1880.
Gomphonema naviculoides W. Smith, Syn. Brit. Diat. 2: 98. 1856.
Fresh-water. Common in Porto Rico; St. Thomas, St. Croix, St. Jan (Østrup).—Widely distributed.

Gomphonema Lagenula Kütz. Bac. 85. *pl. 30, f. 60.* 1844.
Van Heurck, Syn. Diat. Belg. *pl. 25, f. 7, 8.*
Fresh-water. Common in Porto Rico.—Cuba; Trinidad.

Gomphonema lanceolatum Ehrenb. Abh. Akad. Berlin 1841: 378. *pl. 2, I, f. 37.* 1843.
Cleve, Sv. Vet.-Akad. Handl. II. 26²: 183; Van Heurck, Syn. Diat. Belg. *pl. 24, f. 8, 9* (as *G. affine* Kütz.); A. Schmidt, Atlas *pl. 235, f. 26-29*; *pl. 236, f. 33-35.*
Fresh-water. Common in Porto Rico; St. Thomas, St. Croix (Østrup).—Trinidad; Jamaica; Mexico; Ecuador; generally tropical.

In many collections of *G. lanceolatum* are valves that are slightly curved and asymmetrical to the raphe. I consider these to be sporangial or abnormal forms.

Gomphonema lanceolatum insigne (Greg.) Cleve, Sv. Vet.-Akad. Handl. II. 26²: 183. 1894.
Gomphonema insigne Greg. Quart. Jour. Micr. Sci. 4: 12. *pl. 1, f. 39.* 1856.
Boyer, Syn. N. Am. Diat. 295; Boyer, Diat. Phila. 71. *pl. 19, f. 6.*
Fresh-water. Common in Porto Rico; St. Jan (Østrup).—Widely distributed.

- Gomphonema olivaceum** (Lyngb.) Kütz. Bac. 85. *pl. 7, f. XIII.* 1844.
Echinella olivacea Lyngb. Tent. Hydroph. Dan. 209. *pl. 70, f. C.* 1819.
 Boyer, Syn. N. Am. Diat. 296; Boyer, Diat. Phila. 73. *pl. 19, f. 23.*
 Fresh-water. Porto Rico (Möbius, as *G. olivaceum* Ehrenb.).—Widely distributed.
- Gomphonema ovatum** Østrup, Dansk Bot. Ark. 1¹: 30. *pl. 1, f. 22.* 1913.
 Boyer, Syn. N. Am. Diat. 296.
 Fresh-water. St. Croix (Østrup).—Known only from this locality.
- Gomphonema parvulum** Kütz. Sp. Alg. 65. 1849.
Sphenella parvula Kütz. Bac. 83. *pl. 30, f. 63.* 1844.
 Boyer, Syn. N. Am. Diat. 294; A. Schmidt, Atlas *pl. 234, f. 2-15.*
 Fresh-water. Porto Rico, common and abundant; St. Thomas, St. Croix, St. Jan (Østrup).—Widely distributed.
- Gomphonema parvulum exilissimum** Grun.; Van Heurck, Syn. Diat. Belg. *pl. 25, f. 12.* 1880.
 Cleve, Sv. Vet.-Akad. Handl. II. 26²: 180.
 Fresh-water. Collazo River, Porto Rico.—Ecuador; England.
- Gomphonema parvulum micropus** (Kütz.) Cleve, Sv. Vet.-Akad. Handl. II. 26²: 180. 1894.
Gomphonema micropus Kütz. Bac. 84. *pl. 8, f. XII.* 1844.
 Boyer, Syn. N. Am. Diat. 294; Boyer, Diat. Phila. 73. *pl. 19, f. 17.*
 Fresh-water. Porto Rico.—North America; Europe; Ecuador.
- Gomphonema Puiggarianum aequatoriale** Cleve, Sv. Vet.-Akad. Handl. II. 26²: 189. 1894.
 Boyer, Syn. N. Am. Diat. 298; A. Schmidt, Atlas *pl. 233, f. 32.*
 Fresh-water. Road 1, K. 13.8, near Rio Piedras, Porto Rico.—Ecuador; Rhode Island.
- Gomphonema subclavatum** Grun.; Van Heurck, Syn. Diat. Belg. *pl. 23, f. 38-43.* 1880.
 Boyer, Syn. N. Am. Diat. 290; A. Schmidt, Atlas *pl. 237, f. 31-38.*
 Fresh-water. Common in Porto Rico; St. Thomas, St. Croix, St. Jan (Østrup).—Widely distributed.
- Gomphonema ventricosum** Greg. Quart. Jour. Micr. Sci. 4: 12. *pl. 1, f. 40.* 1856.
 Boyer, Syn. N. Am. Diat. 289; Boyer, Diat. Phila. 73. *pl. 19, f. 13.*
 Fresh-water. Common in Porto Rico.—North America; Europe.

GRAMMATOPHORA

Ehrenb. Ber. Akad. Berlin 1840: 161. 1840.

- Grammatophora angulosa hamulifera** (Kütz.) Grun. Verh. Zool.-Bot. Ges. Wien 12: 419. 1862.
Grammatophora hamulifera Kütz. Bac. 128. *pl. 17, f. XXIII.* 1844.
 Boyer, Diat. Phila. 37. *pl. 8, f. 15, 16;* Van Heurck, Syn. Diat. Belg. 164. *pl. 53, f. 4.*
 Marine. Porto Rico, common; St. Thomas, St. Croix (Østrup).—North America; Europe; Asia; Australia.

Grammatophora angulosa mediterranea Grun.; Van Heurck, Syn. Diat. Belg. *pl. 53, f. 5.* 1881.

Boyer, Syn. N. Am. Diat. 159.

Marine. Fajardo, Porto Rico; St. Croix (Østrup).—Mediterranean Sea.

Grammatophora angulosa uncina (Leud.-Fortm.) Grun.; Van Heurck, Syn. Diat. Belg. *pl. 53, f. 6.* 1881.

Grammatophora uncina Leud.-Fortm. Mém. Soc. Émul. Côtes-du-Nord 55. *pl. 5, f. 60.* 1879.

Boyer, Syn. N. Am. Diat. 159.

Marine. Fajardo, Porto Rico; St. Thomas (Østrup).—Ceylon; Japan.

Grammatophora Arnottii Grun.; Van Heurck, Syn. Diat. Belg. *pl. 53 bis, f. 4.* 1881.

Boyer, Syn. N. Am. Diat. 158.

Marine. Harbor of Christiansted, St. Croix; St. Croix (Østrup).—New Zealand.

Grammatophora caribaea Cleve, Bih. Sv. Vet.-Akad. Handl. 5³: 14. *pl. 4, f. 27.* 1878.

Boyer, Syn. N. Am. Diat. 158.

Marine. Harbor of Christiansted, St. Croix; Virgin Islands (Cleve); St. Croix (Østrup).—Barbados; Asia; Africa.

Grammatophora Epsilon Grun.; Van Heurck, Syn. Diat. Belg. *pl. 53 bis, f. 26.* 1881.

Marine. St. Croix (Østrup).—Samoa.

Grammatophora flexuosa delicatula Grun.; Van Heurck, Syn. Diat. Belg. *pl. 53 bis, f. 22.* 1881.

Boyer, Syn. N. Am. Diat. 159.

Marine. Fajardo, Porto Rico; harbor of Christiansted, St. Croix; St. Jan, St. Croix (Østrup).—Honduras.

Grammatophora flexuosa hondurensis Grun.; Van Heurck, Syn. Diat. Belg. *pl. 53 bis, f. 23.* 1881.

Boyer, Syn. N. Am. Diat. 159.

Marine. Fajardo, Porto Rico; harbor of Christiansted, St. Croix; St. Croix (Østrup).—Honduras.

Grammatophora marina (Lyngb.) Kütz. Bac. 128. *pl. 17, f. XXIV, 1-6.* 1844.

Diatoma marinum Lyngb. Tent. Hydroph. Dan. 180. *pl. 62, f. A.* 1819.

Boyer, Syn. N. Am. Diat. 156; Boyer, Diat. Phila. 37. *pl. 8, f. 17, 18.*

Marine. San Juan Bay, Fajardo, Porto Rico; harbor of Christiansted, St. Croix; St. Thomas, St. Croix, St. Jan (Østrup).—Widely distributed.

Grammatophora marina adriatica Grun.; Van Heurck, Syn. Diat. Belg. *pl. 53 bis, f. 9.* 1881.

Marine. San Juan Bay, Porto Rico.—Adriatic Sea.

Grammatophora marina intermedia Grun.; Van Heurck, Syn. Diat. Belg. *pl. 53, f. 15.* 1881.

Marine. San Juan Bay, Fajardo, Porto Rico; St. Thomas, St. Croix (Østrup).—With the typical form.

- Grammatophora marina minor** Grun.; Van Heurck, Syn. Diat. Belg. *pl. 53, f. 13.* 1881.
Boyer, Syn. N. Am. Diat. 156.
Marine. San Juan Bay, Fajardo, Porto Rico.—Florida.
- Grammatophora marina ovalauensis** (Grun.) De-Toni, Syll. Alg. **2**: 753. 1892.
Grammatophora ovalauensis Grun.; Van Heurck, Syn. Diat. Belg. *pl. 53 bis, f. 24.* 1881.
Boyer, Syn. N. Am. Diat. 156.
Marine. Fajardo, Porto Rico; St. Croix (Østrup).—Cape Horn.
- Grammatophora Muelleri** Grun.; Van Heurck, Syn. Diat. Belg. *pl. 53, f. 19.* 1881.
Marine. Gallardo Shoals, Porto Rico; harbor of Christiansted, St. Croix.—Australia.
Septa undulate, not hooked. Striae 13-14 in 10 μ .
- Grammatophora oceanica macilenta** (W. Smith) Grun. Verh. Zool.-Bot. Ges. Wien **12**: 418. 1862.
Grammatophora macilenta W. Smith, Syn. Brit. Diat. **2**: 43. *pl. 61, f. 382.* 1856.
H. & M. Perag. Diat. Mar. France 355. *pl. 87, f. 14-17.*
Marine. San Juan Bay, Laguna San José, Porto Rico; St. Thomas, St. Croix (Østrup).—Widely distributed.
- Grammatophora oceanica nodulosa** (Grun.) De-Toni, Syll. Alg. **2**: 755. 1892.
Grammatophora nodulosa Grun.; Van Heurck, Syn. Diat. Belg. *pl. 53, f. 14.* 1881.
Marine. San Juan Bay, Porto Rico; St. Croix (Østrup).—Europe.
- Grammatophora subtilissima** Bail. Am. Jour. Sci. II. **7**: 270. 1849.
Boyer, Syn. N. Am. Diat. 157; Boyer, Diat. Phila. 37. *pl. 8, f. 13, 14.*
Marine. San Juan Bay, Fajardo, Porto Rico.—Atlantic Coast of North America.
- Grammatophora undulata** Ehrenb. Ber. Akad. Berlin **1840**: 161. 1840.
Boyer, Syn. N. Am. Diat. 156; Wolle, Diat. N. Am. *pl. 49, f. 3-5.*
Marine. Virgin Islands (Cleve).—West Indies; widely distributed.
- Grammatophora undulata galapagensis** Grun.; Van Heurck, Syn. Diat. Belg. *pl. 53 bis, f. 20.* 1881.
Boyer, Syn. N. Am. Diat. 157.
Marine. St. Croix (Østrup).—Galapagos Islands.
- Grammatophora undulata gibba** (Ehrenb.) Grun.; Van Heurck, Syn. Diat. Belg. *pl. 53 bis, f. 17.* 1881.
Grammatophora gibba Ehrenb. Abh. Akad. Berlin **1841**: 416. *pl. 2, VI, f. 8.* 1843.
Marine. San Juan Bay, Fajardo, Porto Rico; harbor of Christiansted, St. Croix; St. Thomas, St. Croix (Østrup).—Cuba; Europe.
- Grammatophora undulata japonica** Grun.; Van Heurck, Syn. Diat. Belg. *pl. 53 bis, f. 18.* 1881.
Boyer, Syn. N. Am. Diat. 157.
Marine. San Juan Bay, Porto Rico; St. Croix (Østrup).—Japan.

GRUNOVIELLA

Van Heurck, Treatise 332. 1896.

Grunoviella parva (Grun.) H. & M. Perag. Diat. Mar. France 327. *pl. 83, f. 5.* 1901.

Sceptroneis marina parva Grun.; Van Heurck, Syn. Diat. Belg. *pl. 45, f. 18.* 1881. Marine. St. Thomas, St. Croix (Østrup).—North America; Europe.

GUINARDIA

H. Perag. Diatomiste 1: 107. 1892.

Guinardia flaccida (Castr.) H. Perag. Diatomiste 1: 107. *pl. 13, f. 3-5.* 1892.

Rhizosolenia flaccida Castr. Rep. Voy. Chall. Bot. 2: 74. *pl. 29, f. 4.* 1886.

Boyer, Syn. N. Am. Diat. 559; Hustedt, in Rab. Krypt.-Flora 7: 562. *f. 322.* Marine. Canal de Martin Peña, Porto Rico.—North America; Europe.

GYROSIGMA

Hassall, Hist. Brit. Freshw. Alg. 1: 435. 1845.

Gyrosigma acuminatum (Kütz.) Rab. Süsw. Diat. 47. *pl. 5, f. 5a.* 1853.

Frustulia acuminata Kütz. Linnaea 8: 555. *pl. 14, f. 36.* 1833.

Boyer, Syn. N. Am. Diat. 456; Boyer, Diat. Phila. 76. *pl. 23, f. 5.*

Brackish-water and fresh-water. Quintana Spring, Porto Rico.—North America; Europe.

Gyrosigma acuminatum angulatum, new variety.

Like the typical form but angular in the middle. Transverse and longitudinal striae equidistant, 23 in 10 μ . Length about 100 μ . Breadth 13-14 μ .

Valvis parte mediana angularibus; striis longitudinalibus et transversis 23 in 10 μ ; long. 100 μ , lat. 13-14 μ .

Fresh-water. Quintana Spring, Porto Rico. PLATE 5, FIG. 7.

Gyrosigma acuminatum Brebissonii (Grun.) Cleve, Sv. Vet.-Akad. Handl. II. 26²: 114. 1894.

Pleurosigma Brebissonii Grun.; Cleve & Grun. Sv. Vet.-Akad. Handl. II. 17²: 56. 1880; Van Heurck, Syn. Diat. Belg. *pl. 21, f. 6.* 1880.

Fresh-water. St. Croix (Østrup).—South America; Europe.

Gyrosigma balticum (Ehrenb.) Rab. Süsw. Diat. 47. *pl. 5, f. 6.* 1853.

Navicula baltica Ehrenb. Abh. Akad. Berlin 1833: 258. 1834.

Boyer, Syn. N. Am. Diat. 456; Boyer, Diat. Phila. 75. *pl. 23, f. 2.*

Marine and brackish-water. Common in Porto Rico; St. Thomas, St. Croix, St. Jan (Østrup); Virgin Islands (Cleve, as *Pleurosigma balticum*).—Widely distributed.

Gyrosigma balticum californicum (Grun.) Cleve, Sv. Vet.-Akad. Handl. II. 26²: 119. 1894.

Pleurosigma balticum californicum Grun.; Cleve & Grun. Sv. Vet.-Akad. Handl. II. 17²: 55. 1880.

Boyer, Syn. N. Am. Diat. 456; H. Perag. Diatomiste 1: Suppl. 18. *pl. 7, f. 22.*

Marine and brackish-water. Common in the marshes of Porto Rico.—Coast of California.

Gyrosigma balticum maximum Grun.; H. Perag. Diatomiste 1: Suppl. 18. *pl.* 7, *f.* 18 (as *Pleurosigma balticum maximum* Grun.). 1891.

Marine. San Juan Bay, Porto Rico.—Brazil; Connecticut; Puget Sound.

The Porto Rican specimens are up to 460 μ in length. Transverse and longitudinal striae are 11–12 in 10 μ .

Gyrosigma distortum (W. Smith) Griff. & Henf. Micr. Dict. ed. 3. 357. *pl.* 11, *f.* 20. 1875.

Pleurosigma distortum W. Smith, Ann. Mag. Nat. Hist. II. 9: 7. *pl.* 1, *f.* 10. 1852.

Boyer, Syn. N. Am. Diat. 463; H. Perag. Diatomiste 1: Suppl. 25. *pl.* 8. *f.* 32.

Marine. Ponce, Porto Rico.—Widely distributed.

Gyrosigma eximium (Thw.) Boyer, Syn. N. Am. Diat. 2: 462. 1927.

Schizonema eximium Thw. Ann. Mag. Nat. Hist. II. 1: 169. *pl.* 12, *f.* F. 1848.

Van Heurck, Syn. Diat. Belg. *pl.* 21, *f.* 2 (as *Endosigma eximium* Bréb.); Wolle, Diat. N. Am. *pl.* 32, *f.* 14 (as *Pleurosigma eximium* Bréb.).

Brackish-water. Santurce, Porto Rico.—Widely distributed.

Gyrosigma Fasciola (Ehrenb.) Griff. & Henf. Micr. Dict. ed. 3. 357. *pl.* 11, *f.* 21. 1875.

Ceratoneis Fasciola Ehrenb. Ber. Akad. Berlin 1839: 157. 1839; Abh. Akad. Berlin 1839: 144. *pl.* 4, *f.* 6. 1841.

Boyer, Syn. N. Am. Diat. 463; Boyer, Diat. Phila. 77. *pl.* 23, *f.* 9.

Marine. San Juan marshes, Porto Rico.—Widely distributed.

Gyrosigma Febigerii (Grun.) Cleve, Sv. Vet.-Akad. Handl. II. 26²: 115. 1894.

Pleurosigma Febigerii Grun.; Cleve & Grun. Sv. Vet.-Akad. Handl. II. 17²: 60. 1880.

Boyer, Syn. N. Am. Diat. 461; H. Perag. Diatomiste 1: Suppl. 23. *pl.* 8, *f.* 28.

Marine. Ponce, Porto Rico.—California.

Gyrosigma Kuetzingii (Grun.) Cleve, Sv. Vet.-Akad. Handl. II. 26²: 115. 1894.

Pleurosigma Kuetzingii Grun. Verh. Zool.-Bot. Ges. Wien 10: 561. *pl.* 6, *f.* 3. 1860.

Boyer, Syn. N. Am. Diat. 461; Boyer, Diat. Phila. 76 *pl.* 38, *f.* 12.

Fresh-water. Common in Porto Rico; St. Croix (Østrup).—Widely distributed.

Gyrosigma obliquum (Grun.) Boyer, Syn. N. Am. Diat. 457. 1927.

Pleurosigma obliquum Grun.; Cleve & Grun. Sv. Vet.-Akad. Handl. II. 17²: 56. 1880.

H. Perag. Diatomiste 1: Suppl. 18. *pl.* 7, *f.* 34.

Marine. San Juan Bay, Ponce, Porto Rico.—Atlantic coast of North America; Cuba; Sierra Leone.

Gyrosigma scalproides (Rab.) Cleve, Sv. Vet.-Akad. Handl. II. 26²: 118. 1894.

Pleurosigma scalproides Rab. Alg. Eur. no. 1101. 1861.

Boyer, Syn. N. Am. Diat. 460; Boyer, Diat. Phila. 76. *pl.* 38, *f.* 9.

Fresh-water. Common in Porto Rico.—Widely distributed.

The terminal nodules of the raphe are frequently expanded.

Gyrosigma simile (Grun.) Boyer, Diat. Phila. 76. *pl. 23, f. 4.* 1916.

Pleurosigma simile Grun.; Cleve & Grun. Sv. Vet.-Akad. Handl. II. **17**: 56. 1880.

Boyer, Syn. N. Am. Diat. 457; H. Perag. Diatomiste **1**: Suppl. 19. *pl. 7, f. 27.*

Marine. Canal de Martin Peña, Porto Rico.—Barbados; coast of New Jersey; Asia.

Gyrosigma Spencerii (Bail.) Griff. & Henf. Micr. Dict. ed. 3. 356. *pl. 11, f. 17.* 1875.

Navicula Spencerii Bail.; Quek. Treat. Micr. 440. *pl. 9.* 1848; Am. Jour. Sci. II. **7**: 265. 1849.

Boyer, Syn. N. Am. Diat. 459; Wolle, Diat. N. Am. *pl. 30, f. 6-8.*

Fresh-water. Common in Porto Rico; St. Croix, St. Jan (Østrup).—Widely distributed.

The terminal nodules of the raphe are frequently expanded.

Gyrosigma Spencerii nodiferum (Grun.) Cleve, Sv. Vet.-Akad. Handl. II. **26**: 117. 1894.

Pleurosigma nodiferum Grun.; Cleve & Grun. Sv. Vet.-Akad. Handl. II. **17**: 59. 1880; Van Heurck, Syn. Diat. Belg. 118. *pl. 21, f. 13.* 1880.

Boyer, Syn. N. Am. Diat. 459; Boyer, Diat. Phila. 76. *pl. 23, f. 8.*

Fresh-water. Porto Rico, not uncommon.—Widely distributed.

All Porto Rican specimens show expanded terminal nodules in addition to the elongate median nodules. Such expanded terminal nodules are not unusual in various species of *Gyrosigma* from Porto Rican waters and seem to be of no specific importance.

Gyrosigma variipunctatum, new species.

Valves linear-lanceolate, tapering to the obtuse sigmoid ends. Raphe eccentric and sigmoid. Central nodule oblique. Puncta, over the greater part of the valve, arranged to produce transverse striae 13 in 10 μ and longitudinal striae 11 in 10 μ ; towards the margins the puncta closer transversely, and displaced so as to form over that area transverse striae 13 in 10 μ , and oblique striae, crossing at a wide angle, 18 in 10 μ . Length 245 μ . Breadth 23 μ .

Valvis lineari-lanceolatis, apicibus obtusis; rhapshe sigmoidea, eccentrica; nodulo centrali obliquo; striis ad raphen transversis 13 in 10 μ , longitudinalibus 11 in 10 μ ; striis ad marginem transversis 13 in 10 μ , obliquis 18 in 10 μ ; long. 245 μ , lat. 23 μ .

Marine. Quarantine Station, San Juan Bay, Porto Rico. PLATE 5, FIG. 8.

This is an interesting diatom as showing a combination of gyrosigmoid and pleurosigmoid punctuation and offers an argument for the abolition of the distinctions between the two genera. Otherwise, the diatom in outline and raphe is like some varieties of *G. balticum*. I have placed it in *Gyrosigma* because the greater part of the valve has the striation of that genus.

Gyrosigma variistriatum, new species.

Valves linear with parallel margins and obliquely rounded ends. Raphe central, slightly sigmoid. Central nodule not oblique; terminal nodules expanded. Puncta arranged to form transverse and longitudinal striae, the transverse striae equidistant, 18-19 in 10 μ . Longitudinal striae 15 in 10 μ over a broad band on each side of the raphe, and then becoming gradually closer towards the margins where they are 20 in 10 μ . Length 100 μ . Breadth 12 μ .

Valvis linearibus rectis, apicibus rotundato-obliquis; rhapshe centrali, leniter sigmoidea; nodulis terminalibus expansis; striis punctatis transversis 18-19 in 10 μ , longitudinalibus rhapshe proximis 15 in 10 μ , margine proximis 20 in 10 μ ; long. 100 μ , lat. 12 μ .

Marine. Quarantine Station, San Juan Bay, Porto Rico. PLATE 5, FIG. 9.

The principal character of *G. variistriatum* lies in the longitudinal striation, which is coarse at the raphe and gradually becomes closer towards the margins.

Gyrosigma Wansbeckii (Donk.) Cleve, Sv. Vet.-Akad. Handl. II. 26²: 119. 1894.

Pleurosigma Wansbeckii Donk. Trans. Micr. Soc. Lond. II. 6: 24. pl. 3, f. 7. 1858.
Boyer, Syn. N. Am. Diat. 457; H. Perag. Diatomiste 1: Suppl. 19. pl. 7, f. 23, 24.
Marine. Canal de Martin Peña, Porto Rico.—Widely distributed.

Gyrosigma Wansbeckii subsalinum (H. Perag.) Cleve, Sv. Vet.-Akad. Handl. II. 26²: 119. 1894.

Pleurosigma Spencerii subsalinum H. Perag. Diatomiste 1: Suppl. 24. pl. 8, f. 16, 17. 1891.
Marine. Canal de Martin Peña, Porto Rico.—Europe.

HANTZSCHIA

Grun. Jour. Roy. Micr. Soc. 3: 397. 1880.

Hantzschia amphioxys (Ehrenb.) Grun.; Cleve & Grun. Sv. Vet.-Akad. Handl. II. 17²: 103. 1880.

Eunotia amphioxys Ehrenb. Abh. Akad. Berlin 1841: 413. pl. 1, I, f. 26. 1843.
Boyer, Syn. N. Am. Diat. 528; Boyer, Diat. Phila. 113. pl. 32, f. 9; pl. 39, f. 3, 6.
Brackish-water and fresh-water. Common in Porto Rico; St. Croix, St. Jan (Østrup).—Widely distributed.

Hantzschia amphioxys capitellata Grun.; Cleve & Grun. Sv. Vet.-Akad. Handl. II. 17²: 103. 1880.

Fresh-water. Porto Rico.—Bengal. PLATE 5, FIG. 10.

Frequent in many collections. It has long, extended, capitate apices, turned toward the ventral margin.

Hantzschia marina (Donk.) Grun.; Cleve & Grun. Sv. Vet.-Akad. Handl. II. 17²: 105. 1880.

Epithemia marina Donk. Trans. Micr. Soc. Lond. II. 6: 29. pl. 3, f. 14. 1858.
Boyer, Syn. N. Am. Diat. 527; Boyer, Diat. Phila. 114. pl. 32, f. 22.
Marine. San Juan Bay, Porto Rico.—Atlantic coast of North America; Europe.

Hantzschia virgata (Roper) Grun.; Cleve & Grun. Sv. Vet.-Akad. Handl. II. 17²: 104. 1880.

Nitzschia virgata Roper, Quart. Jour. Micr. Sci. 6: 23. pl. 3, f. 6. 1858.
Boyer, Syn. N. Am. Diat. 528; Boyer, Diat. Phila. 114. pl. 32, f. 23.
Marine. San Juan Bay and marshes, Porto Rico.—Widely distributed.

HEMIAULUS

Ehrenb. Ber. Akad. Berlin 1844: 199. 1844.

Hemiaulus chinensis Grev. Ann. Mag. Nat. Hist. III. 16: 5. pl. 5, f. 9. 1865.
Hustedt, in Rab. Krypt.-Flora 7¹: 875. f. 518; H. & M. Perag. Diat. Mar. France 392. pl. 94, f. 3-5 (as *H. Heibergii* Cleve).

Marine. Canal de Martin Peña, Porto Rico.—Marine plankton, tropical waters, widely distributed.

HEMIDISCUS

Wallich, Trans. Micr. Soc. Lond. II. 8: 42. 1860.

Hemidiscus cuneiformis Wallich, Trans. Micr. Soc. Lond. II. 8: 42. *pl. 2, f. 3, 4.* 1860.

Boyer, Syn. N. Am. Diat. 87 (as *Euodia gibba* Bail. and *Euodia inornata* Castr.); Boyer, Diat. Phila. 34. *pl. 5, f. 1* (as *Euodia gibba* Bail.); Castr. Rep. Voy. Chall. Bot. 2: 149. *pl. 12, f. 1* (as *Euodia inornata* Castr.); Hustedt, in Rab. Krypt.-Flora 7¹: 904. *f. 542.*

Marine. San Juan Bay, Porto Rico; Virgin Islands (Cleve).—Widely distributed, generally in tropical waters.

Porto Rican forms agree in outline with Castracane's figure.

HOMEOCLADIA

Ag. Flora 10: 629. 1827.

Homoeocladia sigmoidea W. Smith, Syn. Brit. Diat. 2: 81. *pl. 55, f. 349.* 1856.

Boyer, Syn. N. Am. Diat. 530; H. L. Smith, Type Slide 200.

Brackish-water. Near Mayaguez, Porto Rico.—North America; Europe.

These are in long mucous tubes, the diatoms placed end to end but overlapped. Length of diatoms 50 μ ; keel puncta 9–10 in 10 μ ; striae 28–30 in 10 μ .

Homoeocladia Vidovichii Grun. Verh. Zool.-Bot. Ges. Wien 12: 586. *pl. 18, f. 32.* 1862.

Boyer, Syn. N. Am. Diat. 530; Van Heurck, Syn. Diat. Belg. *pl. 67, f. 7.*

Marine. San Juan Bay, Ponce, Porto Rico; harbor of Christiansted, St. Croix.—North America; Europe.

Homoeocladia Vidovichii nodulosa, new variety.

Like the typical form but with pronounced pseudo-nodule extending half way or more from the keel to the margin. Keel puncta 8 in 10 μ . Striae 24–25 in 10 μ , finely punctate. Length 65–100 μ . Breadth 7–10 μ .

Typo similis sed pseudonodulo centrali transverse prolongato; punctis carinibus 8 in 10 μ ; striis 24–25 in 10 μ ; long. 65–100 μ , lat. 7–10 μ .

Marine. San Juan Bay, Fajardo, Mayaguez, Porto Rico. PLATE 5, FIG. 11.

Characterized by the long extension of the pseudo-nodule which in many specimens reaches the margin. Abundant in several collections.

HUTTONIA

Grove & Sturt, Jour. Quek. Club II. 3: 142. 1887.

Huttonia Reichardtii Grun. Bot. Centralbl. 34: 39. 1888.

Ceratanulus Reichardtii Grun. Verh. Zool.-Bot. Ges. Wien 13: 158. *pl. 4, f. 22.* 1863.

Boyer, Syn. N. Am. Diat. 144; A. Schmidt, Atlas *pl. 116, f. 4*; Hustedt, in Rab. Krypt.-Flora 7¹: 863. *f. 514.*

Marine. Virgin Islands (Cleve).—Adriatic Sea.

HYALODISCUS

Ehrenb. Ber. Akad. Berlin 1845: 71. 1845.

Hyalodiscus scoticus (Kütz.) Grun. Jour. Roy. Micr. Soc. 2: 690. *pl. 21, f. 5.* 1879.

Cyclotella scotica Kütz. Bac. 50. *pl. 1, f. II, III.* 1844.

Boyer, Syn. N. Am. Diat. 34; Boyer, Diat. Phila. 18. *pl. 1, f. 20.*

Marine. Gallardo Shoals, Porto Rico.—Atlantic coast of North America; Europe.

Hyalodiscus subtilis Bail. Smith. Contr. 7: 10. *pl. f. 12.* 1854.

Boyer, Syn. N. Am. Diat. 33; Hustedt, in Rab. Krypt.-Flora 7¹: 291. *f. 132.*

Marine. St. Croix (Østrup).—Widely distributed.

ISTHMIA

Ag. Consp. Crit. Diat. 55. 1832.

Isthmia enervis Ehrenb. Inf. 209. *pl. 16, f. 6.* 1838.

Boyer, Syn. N. Am. Diat. 140; Wolle, Diat. N. Am. *pl. 109, f. 6-9*; A. Schmidt, Atlas *pl. 136, f. 1, 3, 6, 7.*

Marine. St. Croix (Østrup).—Widely distributed.

Isthmia minima Harv. & Bail. Proc. Acad. Phila. 6: 430. 1854.

Boyer, Syn. N. Am. Diat. 141; A. Schmidt, Atlas *pl. 136, f. 4*; *pl. 145, f. 1, 4, 9.*

Marine. San Juan Bay, Gallardo Shoals, Porto Rico; harbor of Christiansted, St. Croix.—Campeche Bay; Honduras; Samoa.

The figures cited from Schmidt include those named *I. capensis* Grun. and *I. Lindigiana* Grun. Both were observed in collections from the stations mentioned, but the slight differences in the striation of the girdle do not warrant their separation from *I. minima*.

Isthmia nervosa Kütz. Bac. 137. *pl. 19, f. V.* 1844.

Boyer, Syn. N. Am. Diat. 140; A. Schmidt, Atlas *pl. 135, f. 1-6*; Wolle, Diat. N. Am. *pl. 109, f. 1-5.*

Marine. St. Thomas, St. Croix, St. Jan (Østrup).—Widely distributed.

LAUDERIA

Cleve, Bih. Sv. Vet.-Akad. Handl. 1¹¹: 8. 1873.

Lauderia annulata Cleve, Bih. Sv. Vet.-Akad. Handl. 1¹¹: 8. *pl. 1, f. 7.* 1873.

Boyer, Syn. N. Am. Diat. 561; A. Schmidt, Atlas *pl. 180, f. 47*; H. & M. Perag. Diat. Mar. France 456. *pl. 121, f. 3.*

Marine. Canal de Martin Peña, Porto Rico.—Widely distributed.

LICMOPHORA

Ag. Flora 10: 628. 1827.

Licmophora anglica (Kütz.) Grun.; Van Heurck, Syn. Diat. Belg. 158. *pl. 46, f. 14.* 1881.

Rhipidophora anglica Kütz. Bac. *pl. 27, f. V, 2, 4.* 1844.

Boyer, Syn. N. Am. Diat. 167.

Marine. San Juan Bay and marshes, Fajardo, Porto Rico.—North America; Europe.

Licmophora anglica elongata Grun.; Van Heurck, Syn. Diat. Belg. *pl. 46, f. 15.* 1881.

Marine. San Juan Bay, Porto Rico.—Europe.

- Licmophora californica** Grun.; Van Heurck, Syn. Diat. Belg. *pl. 47, f. 14*. 1881.
Boyer, Syn. N. Am. Diat. 170; Wolle, Diat. N. Am. *pl. 47, f. 32, 32a*.
Marine. San Juan Bay, Fajardo, Porto Rico.—Pacific coast of North America.
- Licmophora constricta** Grun.; Van Heurck, Syn. Diat. Belg. *pl. 47, f. 6*. 1881.
Marine. San Juan Bay, Porto Rico.—Samoa.
- Licmophora Ehrenbergii** (Kütz.) Grun. Hedwigia **6**: 36. 1867; Van Heurck, Syn. Diat. Belg. *pl. 47, f. 10, 11*. 1881.
Podosphenia Ehrenbergii Kütz. Bac. 121. *pl. 9, f. XIII*. 1844.
Boyer, Syn. N. Am. Diat. 170; Boyer, Diat. Phila. 40. *pl. 9, f. 5*.
Marine. San Juan Bay and marshes, Porto Rico; St. Thomas (Østrup).—North America; Europe; Africa.
- Licmophora Ehrenbergii angustata** Grun. Hedwigia **6**: 36. 1867; Van Heurck, Syn. Diat. Belg. *pl. 46, f. 6, 7* (as *L. angustata* Grun.). 1881.
H. & M. Perag. Diat. Mar. France 3 50. *pl. 85, f. 7*.
Marine. San Juan Bay, Porto Rico.—Adriatic Sea.
- Licmophora flabellata** (Carm.) Ag. Consp. Crit. Diat. 41. 1831.
Exilaria flabellata Grev. Scot. Crypt. Fl. *pl. 289*. 1827.
Echinella flabellata Carm. Ms. (acc. to Grev.).
Boyer, Syn. N. Am. Diat. 165; Boyer, Diat. Phila. 39. *pl. 9, f. 1, 2*.
Marine. Fajardo, Porto Rico.—Atlantic coast of North America; Europe.
- Licmophora flabellata splendida** (Grev.) H. & M. Perag. Diat. Mar. France 3 45. *pl. 84, f. 2*. 1901.
Licmophora splendida Grev.; Hooker, in Smith, Engl. Fl. **5**: 408. 1833.
Marine. St. Jan (Østrup).—Europe.
- Licmophora gracilis** (Ehrenb.) Grun. Hedwigia **6**: 34. 1867; Van Heurck, Syn. Diat. Belg. *pl. 46, f. 13*. 1881.
Podosphenia gracilis Ehrenb. Inf. 214. *pl. 17, f. 6*. 1838.
Boyer, Syn. N. Am. Diat. 167; Boyer, Diat. Phila. 39. *pl. 9, f. 11*.
Marine. San Juan Bay, Porto Rico; St. Thomas, St. Croix (Østrup).—Atlantic coast of North America; Europe; Asia; Africa.
- Licmophora hyalina** (Kütz.) Grun. Hedwigia **6**: 36. 1867; Van Heurck, Syn. Diat. Belg. *pl. 48, f. 6, 7*. 1881.
Podosphenia hyalina Kütz. Bac. 121. *pl. 9, f. IX*. 1844.
Boyer, Syn. N. Am. Diat. 168.
Marine. San Juan Bay, Porto Rico.—Atlantic coast of North America; Europe.
- Licmophora Juergensii chersonensis** Grun.; Van Heurck, Syn. Diat. Belg. *pl. 46, f. 9*. 1881.
Marine. St. Croix (Østrup).—Europe.
- Licmophora Juergensii dubia** Grun.; Van Heurck, Syn. Diat. Belg. *pl. 46, f. 12*. 1881.
Boyer, Syn. N. Am. Diat. 166.
Marine. San Juan marshes, Porto Rico.—California.
- Licmophora Lyngbyeii** (Kütz.) Grun. Hedwigia **6**: 35. 1867.
Podosphenia Lyngbyeii Kütz. Bac. 121. *pl. 10, f. I. II*. 1844.

Boyer, Syn. N. Am. Diat. 169; Boyer, Diat. Phila. 40. *pl. 9, f. 3, 4*; Van Heurck, Syn. Diat. Belg. 158. *pl. 46, f. 1*.
 Marine. Laguna San José, Porto Rico; St. Croix (Østrup).—Widely distributed.

Licmophora Lyngbyei elongata Grun.; Van Heurck, Syn. Diat. Belg. *pl. 47, f. 21*. 1881.
 Marine. Laguna San José, Fajardo, Porto Rico.—Europe.

Licmophora Lyngbyei Pappeana Grun. Hedwigia 6: 36. 1867; Van Heurck, Syn. Diat. Belg. *pl. 47, f. 15*. 1881.
 Marine. Laguna San José, Porto Rico; St. Thomas, St. Croix (Østrup).—Europe; Africa.

Licmophora ovata (W. Smith) Grun. Hedwigia 6: 36. 1867; Van Heurck, Syn. Diat. Belg. *pl. 47, f. 13 (forma barbadiensis)*. 1881.
Podosphenia ovata W. Smith, Syn. Brit. Diat. 1: 83. *pl. 24, f. 226*. 1853.
 Boyer, Syn. N. Am. Diat. 170.
 Marine. San Juan Bay, Gallardo Shoals, Porto Rico; St. Croix (Østrup).—Barbados; Europe.

Licmophora paradoxa (Lyngb.) Ag. Icon. Alg. Eur. *pl. 32*. 1835.
Echinella paradoxa Lyngb. Tent. Hydroph. Dan. 211. *pl. 70, f. E*. 1819.
 Boyer, Syn. N. Am. Diat. 167; Boyer, Diat. Phila. 39. *pl. 9, f. 6, 7*.
 Marine. St. Thomas (Østrup).—Atlantic coast of North America; Europe; Africa.

Licmophora Reichardti Grun.; Van Heurck, Syn. Diat. Belg. *pl. 47, f. 4, 5*. 1881.
 H. & M. Perag. Diat. Mar. France 346. *pl. 84, f. 8, 9*.
 Marine. Fajardo, Porto Rico.—Europe.

Licmophora Remulus Grun. Hedwigia 6: 34. 1867; Mo. Micr. Jour. 18: 165. *pl. 193, f. 1*. 1877.
 Boyer, Syn. N. Am. Diat. 166; Van Heurck, Syn. Diat. Belg. *pl. 46, f. 4*.
 Marine. Canal de Martin Peña, Porto Rico; St. Thomas (Østrup).—Honduras; Europe.

MASTOGLIOIA

Thw.; W. Smith, Syn. Brit. Diat. 2: 63. 1856.

Mastogloia ambigua Østrup, Dansk Bot. Ark. 1: 11. *pl. 1, f. 12*. 1913.
 Boyer, Syn. N. Am. Diat. 333.
 Marine. San Juan Bay, Porto Rico; St. Croix (Østrup).—Known only from these localities.
 Very close to *M. fallax* Cleve, but the loculi are larger, 5–6 in 10 μ .

Mastogloia angulata Lewis, Proc. Acad. Phila. 1861: 65. *pl. 2, f. 4*. 1861.
 Boyer, Syn. N. Am. Diat. 334; Boyer, Diat. Phila. 87. *pl. 17, f. 17*.
 Marine. Harbor of Christiansted, St. Croix; St. Croix (Østrup).—Atlantic coast of North America; widely distributed.

Mastogloia apiculata W. Smith, Syn. Brit. Diat. 2: 65. *pl. 62, f. 387*. 1856.
 Boyer, Syn. N. Am. Diat. 333; Boyer, Diat. Phila. 87. *pl. 17, f. 21–23*.
 Marine. Harbor of Christiansted, St. Croix; St. Thomas, St. Croix, St. Jan (Østrup).—Atlantic coast of North America; Europe; China.

- Mastogloia asperula** Grun.; Cleve, *Diatomiste* **1**: 161. *pl. 23, f. 12.* 1892.
 Cleve, Sv. Vet.-Akad. Handl. II. **27**³: 146; A. Schmidt, *Atlas pl. 187, f. 46.*
 Marine. Harbor of Christiansted, St. Croix.—Europe; Asia.
- Mastogloia binotata** (Grun.) Cleve, Sv. Vet.-Akad. Handl. II. **27**³: 148. 1895.
Cocconeis binotata Grun. Verh. Zool.-Bot. Ges. Wien **13**: 145. *pl. 4, f. 13.* 1863.
 Boyer, Syn. N. Am. Diat. 330; Van Heurck, Syn. Diat. Belg. *pl. 28, f. 7* (as
Orthoncis binotata).
 Marine. San Juan Bay, Fajardo, Porto Rico; harbor of Christiansted, St. Croix;
 St. Thomas, St. Croix (Østrup).—Widely distributed.
- Mastogloia bisulcata** Grun. Mo. Micr. Jour. **18**: 176. *pl. 195, f. 6.* 1877.
 Boyer, Syn. N. Am. Diat. 336.
 Marine. St. Croix (Østrup).—Honduras.
- Mastogloia bisulcata corsicana** Grun.; Van Heurck, Syn. Diat. Belg. *pl. 4, f. 28.* 1880.
 Cleve, Sv. Vet.-Akad. Handl. II. **27**³: 155.
 Marine. Gallardo Shoals, Porto Rico; harbor of Christiansted, St. Croix.—
 Mediterranean Sea.
- Mastogloia Braunii** Grun. Verh. Zool.-Bot. Ges. Wien **13**: 156. *pl. 4, f. 2.* 1863.
 Cleve, Sv. Vet.-Akad. Handl. II. **27**³: 158; A. Schmidt, *Atlas pl. 188, f. 4-12.*
 Marine. San Juan marshes, Porto Rico.—Widely distributed.
- Mastogloia Citrus** Cleve, Vega-Exp. Iaktt. **3**: 495. *pl. 35, f. 7.* 1883.
 Boyer, Syn. N. Am. Diat. 337; A. Schmidt. *Atlas pl. 187, f. 16-19.*
 Marine. Gallardo Shoals, Porto Rico; harbor of Christiansted, St. Croix; St.
 Thomas, St. Croix, St. Jan (Østrup).—Widely distributed.
- Mastogloia Clevei** (Grun.) Cleve, Sv. Vet.-Akad. Handl. II. **27**³: 148. 1895.
Orthoncis Clevei Grun.; Van Heurck, Syn. Diat. Belg. *pl. 28, f. 4.* 1880.
 Marine. Harbor of Christiansted, St. Croix.—Barbados; Java; Indian Ocean.
- Mastogloia cocconeiformis** Grun. Verh. Zool.-Bot. Ges. Wien **10**: 578. *pl. 7, f. 14.* 1860.
 Boyer, Syn. N. Am. Diat. 331; A. Schmidt, *Atlas pl. 188, f. 43* (as *Orthoncis cocconeiformis*).
 Marine. Harbor of Christiansted, St. Croix; St. Thomas, St. Croix (Østrup).—
 Bahamas; Madagascar; Red Sea.
- Mastogloia cribrosa** Grun. Verh. Zool.-Bot. Ges. Wien **10**: 577. *pl. 7, f. 10c*
(not d). 1860.
 Boyer, Syn. N. Am. Diat. 330; Van Heurck, Syn. Diat. Belg. *pl. 28, f. 6.*
 Marine. Harbor of Christiansted, St. Croix; St. Thomas (Cleve, as *Orthoncis cribrosa*); St. Croix (Østrup).—Widely distributed.
- Mastogloia Crucicula** (Grun.) Cleve, Sv. Vet.-Akad. Handl. II. **27**³: 148. 1895.
Orthoncis Crucicula Grun. Mo. Micr. Jour. **18**: 177. *pl. 195, f. 8.* 1877.
 Boyer, Syn. N. Am. Diat. 330.
 Marine. Fajardo, Porto Rico.—Honduras; Adriatic Sea.

Mastogloia Dansei Thw.; W. Smith, Syn. Brit. Diat. **2**: 64. *pl. 62, f. 388*. 1856.

Boyer, Syn. N. Am. Diat. 335; Van Heurck, Syn. Diat. Belg. **70**. *pl. 4, f. 18*.
Brackish-water. Porto Rico.—Widely distributed.

Mastogloia delicatula Cleve, Diatomiste **2**: 16. *pl. 1, f. 20*. 1893.

Boyer, Syn. N. Am. Diat. 334.
Marine. St. Jan (Østrup).—Bahamas.

Mastogloia elegans Lewis, Proc. Acad. Phila. **1865**: 17. *pl. 1, f. 9*. 1865.

Boyer, Syn. N. Am. Diat. 333; Boyer, Diat. Phila. **87**. *pl. 17, f. 20*.
Marine. Canal de Martín Peña, Porto Rico.—Atlantic coast of North America; Java.

An unusual habitat for *M. elegans* was a fresh-water spring in Santurce, Porto Rico, where it thrived, in fair numbers, in 1926.

Mastogloia entoleia Cleve, Diatomiste **1**: 160. *pl. 23, f. 8*. 1892.

Boyer, Syn. N. Am. Diat. 338; A. Schmidt, Atlas *pl. 188, f. 15-17*.
Marine. St. Croix (Østrup).—Baltjik (fossil).

Mastogloia erythraea Grun. Verh. Zool.-Bot. Ges. Wien **10**: 577. *pl. 7, f. 4*. 1860.

Boyer, Syn. N. Am. Diat. 336; A. Schmidt, Atlas *pl. 186, f. 25*.
Marine. San Juan Bay and marshes, Porto Rico; harbor of Christiansted, St. Croix; St. Croix (Østrup).—Honduras; Bahamas; Europe; Red Sea.

Mastogloia exigua Lewis, Proc. Acad. Phila. **1861**: 65. *pl. 2, f. 5*. 1861.

Boyer, Syn. N. Am. Diat. 332; Boyer, Diat. Phila. **87**. *pl. 17, f. 24*.
Marine. Porto Rico.—Atlantic coast of North America.

Mastogloia fimbriata (Brightw.) Grun. Verh. Zool.-Bot. Ges. Wien **13**: 156. 1863.

Cocconeis fimbriata Brightw. Quart. Jour. Micr. Sci. **7**: 179. *pl. 9, f. 3*. 1859.
Boyer, Syn. N. Am. Diat. 330; Van Heurck, Syn. Diat. Belg. *pl. 28, f. 3* (as *Orthoncis fimbriata*).
Marine. Gallardo Shoals, Porto Rico; harbor of Christiansted, St. Croix; St. Thomas, St. Croix, St. Jan (Østrup).—Widely distributed.

Mastogloia Horvathiana Grun. Verh. Zool.-Bot. Ges. Wien **10**: 578. *pl. 7, f. 13*. 1860.

Boyer, Syn. N. Am. Diat. 331; A. Schmidt, Atlas *pl. 188, f. 41* (as *Orthoncis Horvathiana*).
Marine. San Juan Bay, Fajardo, Porto Rico; harbor of Christiansted, St. Croix; St. Croix (Østrup).—Honduras; Red Sea; Samoa; Java; Tahiti.

Mastogloia inaequalis Cleve, Sv. Vet.-Akad. Handl. H. **27**³: 150. *pl. 2, f. 15*. 1895.

Boyer, Syn. N. Am. Diat. 331.
Marine. Fajardo, Porto Rico; harbor of Christiansted, St. Croix; St. Thomas, St. Croix, St. Jan (Østrup).—Java; Australia.

Mastogloia interrupta Hantzsch, in Rab. Beitr. Alg. **1**: 20. *pl. 6A, f. 5*. 1863.

A. Schmidt, Atlas *pl. 186, f. 37*.
Marine. Fajardo (buoy), Porto Rico.—East Indies; Nicobar Islands.

The peculiar position of the loculi, at some distance from the margins, seems to warrant the separation of this diatom from *M. erythraea*, to which Cleve and other authors have attached it as a variety. The loculi on the Porto Rican specimens are smaller, and the striae are closer than those on the latter species. Loculi, 17 in 10 μ . Transverse striae, 26 in 10 μ . Longitudinal lines 18 in 10 μ .

Mastogloia Jelineckiana Grun. Reise Novara Bot. **1**: 99. *pl. 1A, f. 11.* 1867.

Navicula Jelineckii Grun. Verh. Zool.-Bot. Ges. Wien **13**: 151. *pl. 5, f. 12.* 1863.

Boyer, Syn. N. Am. Diat. 338; A. Schmidt, Atlas *pl. 187, f. 49.*

Marine. San Juan Bay, Porto Rico; harbor of Christiansted, St. Croix; Virgin Islands (Cleve).—Widely distributed.

Mastogloia laminaris (Ehrenb.) Grun.; Cleve, Vega-Exp. Iaktt. **3**: 494. 1883.

Ceratoneis laminaris Ehrenb. Abh. Akad. Berlin **1841**: 411. *pl. 3, VII, f. 24.* 1843.

Boyer, Syn. N. Am. Diat. 335; Cleve, Sv. Vet.-Akad. Handl. II. **27**³: 153. *pl. 2, f. 10* (var. *intermedia*).

Marine. Harbor of Christiansted, St. Croix.—Pensacola; Mediterranean Sea; Japan; Java.

Mastogloia lanceolata Thw.; W. Smith, Syn. Brit. Diat. **2**: 64. *pl. 54, f. 340.* 1856.

Boyer, Syn. N. Am. Diat. 333; Boyer, Diat. Phila. **87**. *pl. 17, f. 18.*

Marine. San Juan marshes, Porto Rico; harbor of Christiansted, St. Croix.—Atlantic coast of North America; Europe.

Occurs also in the fresh-water spring at Santurce, Porto Rico.

Mastogloia Lancettula Cleve, Diatomiste **1**: 163. *pl. 23, f. 18.* 1892.

Cleve, Sv. Vet.-Akad. Handl. II. **27**³: 150; A. Schmidt, Atlas *pl. 188, f. 24.*

Marine. St. Croix (Østrup).—Java; Philippines.

Mastogloia minuta Grev. Quart. Jour. Micr. Sci. **5**: 12. *pl. 3, f. 10.* 1857.

Boyer, Syn. N. Am. Diat. 339; A. Schmidt, Atlas *pl. 187, f. 22*; Cleve, Sv. Vet.-Akad. Handl. II. **27**³: 151. *pl. 2, f. 7.*

Marine. St. Croix, St. Jan (Østrup).—Widely distributed.

Mastogloia obliqua, new species.

Valves linear-lanceolate, with rostrate ends and diaphragms. Rraphe straight, surrounded by a narrow axial area. Central area quadrate and expanded almost to the loculi. Loculi, one or two on each side, near the middle, and placed obliquely in relation to those opposite. Striae parallel, becoming radiate at the ends, 25–26 in 10 μ and punctate. Length 18–21 μ . Breadth 5–7 μ .

Valvis lineari-lanceolatis, apicibus rostratis; rraphe recto, area angusta; nodulo centrali quadrato; loculis magnis obliquis; striis parallelis, prope apices subradiantibus, punctatis, 25–26 in 10 μ ; long. 18–21 μ , lat. 5–7 μ .

Marine. Fajardo, Porto Rico. PLATE 5, FIG. 12, 13.

Mastogloia occidentalis Østrup, Dansk Bot. Ark. **1**¹: 12. *pl. 1, f. 13* (in errata). 1913.

Boyer, Syn. N. Am. Diat. 333.

Marine. St. Jan (Østrup).—Known only from this locality.

Mastogloia ovata Grun. Verh. Zool.-Bot. Ges. Wien **10**: 578. *pl. 7, f. 12.* 1860.

Boyer, Syn. N. Am. Diat. 331; Van Heurck, Syn. Diat. Belg. *pl. 28, f. 5.*

Marine. Gallardo Shoals, Porto Rico; harbor of Christiansted, St. Croix; Virgin Islands (Cleve, as *Orthoncis ovata*); St. Croix (Østrup).—Widely distributed.

Mastogloia pumila (Grun.) Cleve, Sv. Vet.-Akad. Handl. II. **27**³: 157. 1895.
Mastogloia Braunii pumila Grun.; Van Heurck, Syn. Diat. Belg. 71. *pl.* 4, *f.* 23.
 1880.

A. Schmidt, Atlas *pl.* 185, *f.* 36, 37.

Marine. San Juan marshes, Ponce, Porto Rico.—Hawaii; Baltic.

Mastogloia pusilla (Grun.) Cleve, Sv. Vet.-Akad. Handl. II. **27**³: 151. *pl.* 2, *f.* 8.
 1895.

Mastogloia Smithii pusilla Grun.; Schneider, Naturwiss. Beitr. 111. *pl.* 3, *f.* 10.
 1878.

Boyer, Syn. N. Am. Diat. 340; A. Schmidt, Atlas *pl.* 185, *f.* 34.

Marine. San Juan marshes, Porto Rico; St. Croix (Østrup).—Pensacola, Florida; Europe; Africa; Asia.

Mastogloia quadrinotata Østrup, Bot. Tidssk. **26**¹: 149. *pl.* 2, *f.* 33. 1904.

Marine. St. Croix (Østrup).—Asia.

Mastogloia quinquecostata Grun. Verh. Zool.-Bot. Ges. Wien **10**: 578. *pl.* 7,
f. 8. 1860.

Boyer, Syn. N. Am. Diat. 340; A. Schmidt, Atlas *pl.* 186, *f.* 1-7 (as *M. Grunovii* A. Schmidt).

Marine. Harbor of Christiansted, St. Croix; St. Jan, St. Croix (Østrup).—Widely distributed.

Mastogloia quinquecostata concinna (A. Schmidt) Cleve, Sv. Vet.-Akad. Handl. II. **27**³: 161. 1895.

Mastogloia concinna A. Schmidt, Atlas *pl.* 186, *f.* 9. 1893.

Marine. St. Croix (Østrup).—Europe; Asia.

Mastogloia quinquecostata kerguelenensis (Castr.) Cleve, Sv. Vet.-Akad. Handl. **27**³: 161. 1895.

Mastogloia kerguelenensis Castr. Rep. Voy. Chall. Bot. **2**: 22. *pl.* 15, *f.* 11. 1886.

Marine. Ponce, Porto Rico.—Kerguelen's Land; Labuan; Upolu.

Mastogloia Sancti-Johannis, new species.

Valves rhomboid. Loculi equal, 3-4 in 10 μ , forming a narrow band along the entire margins. Raphe straight. No axial or central areas. Striae transverse, 18-19 in 10 μ , crossed by numerous, irregular, longitudinal lines. Length 83 μ . Breadth 28 μ .

Valvis rhomboideis; loculis aequalibus 3-4 in 10 μ ; raphae recta, striis transversis approximatis 18-19 in 10 μ ; lineis numerosis longitudinalibus irregularibus; long. 83 μ , lat. 28 μ .

Marine. Naval Dock San Juan Bay, Porto Rico. PLATE 6, FIG. 1.

This diatom appears to be near *M. arata* Cleve (Sv. Vet.-Akad. Handl. II. **27**³: 156, *pl.* 2, *f.* 9) but there is no central area, the raphe is not undulating, and the striation is closer.

Mastogloia Smithii Thw.; W. Smith, Syn. Brit. Diat. **2**: 65. *pl.* 54, *f.* 341. 1856.

Boyer, Syn. N. Am. Diat. 332; Boyer, Diat. Phila. 87. *pl.* 17, *f.* 19.

Marine and brackish-water. Porto Rico; harbor of Christiansted, St. Croix.—Widely distributed.

Also in fresh water at Coamo Springs, Porto Rico.

Mastogloia Smithii lanceolata Grun.; Cleve & Moller, Slide 161. 1878;
Cleve, Sv. Vet.-Akad. Handl. II. 27³: 152. 1895.
Fresh-water. Coamo and Virella Springs, Porto Rico.—Gothland.

Mastogloia splendida (Greg.) H. Perag. Bull. Soc. Hist. Nat. Toulouse 22: 51.
1888.

Cocconeis splendida Greg. Trans. Roy. Soc. Edinb. 21: 493. pl. 9, f. 29. 1857.
Boyer, Syn. N. Am. Diat. 329; Van Heurck, Syn. Diat. Belg. pl. 28, f. 1, 2 (as
Orthoncis splendida).

Marine. Santa Isabel, Porto Rico; harbor of Christiansted, St. Croix; St. Jan,
St. Croix (Østrup); Virgin Islands (Cleve, as *Cocconeis punctatissima* Grev.).—
Widely distributed.

Mastogloia undulata Grun. Verh. Zool.-Bot. Ges. Wien 10: 576. pl. 7, f. 5.
1860; Mo. Micr. Jour. 18: 176. pl. 195, f. 5. 1877.

Boyer, Syn. N. Am. Diat. 337.

Marine. Harbor of Christiansted, St. Croix.—Widely distributed.

MELOSIRA

Ag. Syst. Alg. xiv. 1824.

Melosira Borreri Grev.; Hooker, in Smith, Engl. Fl. 5¹: 401. 1833.

Boyer, Syn. N. Am. Diat. 26; Wolle, Diat. N. Am. pl. 58, f. 8-11.

Marine. San Juan Bay, Porto Rico.—Widely distributed.

I have retained Greville's name, although *M. moniliformis* (Müll.) Ag. has
priority in the opinion of some authors.

Melosira crenulata (Ehrenb.) Kütz. Bac. 55. pl. 2, f. VIII. 1844.

Gallionella crenulata Ehrenb. Abh. Akad. Berlin 1841: 376. pl. 2, I, f. 41. 1843.

Boyer, Syn. N. Am. Diat. 29; Boyer, Diat. Phila. 15. pl. 1, f. 1, 2.

Brackish-water and fresh-water. Porto Rico; Virgin Islands (Østrup).—Widely
distributed.

Gallionella italica Ehrenb. is probably the same diatom and, if so, the name
antedates *G. crenulata*.

Melosira crenulata tenuissima Grun.; Van Heurck, Syn. Diat. Belg. pl. 88,
f. 11. 1881.

Fresh-water. Near Santa Isabel and near Hormigueros, Porto Rico.—Dis-
tributed usually with the typical form.

Melosira dubia Kütz. Bac. 53. pl. 3, f. VI. 1844.

Hustedt, in Rab. Krypt.-Flora 7¹: 234. f. 97; Van Heurck, Syn. Diat. Belg. pl.
84, f. 13, 14 (as *Podosira dubia*).

Marine. St. Thomas, St. Croix, St. Jan (Østrup, as *Podosira dubia*).—Europe;
Australia.

Melosira Goetzeana tenuior O. Müll. Bot. Jahrb. 34: 291. pl. 4, f. 21. 1904.

Fresh-water. St. Croix, St. Jan (Østrup).—Africa.

Melosira Juergensii Ag. Syst. Alg. 9. 1824.

Boyer, Syn. N. Am. Diat. 27; Hustedt, in Rab. Krypt.-Flora 7¹: 238. f. 99; Van
Heurck, Syn. Diat. Belg. 199. pl. 86, f. 1, 2, 5-8.

Marine and brackish-water. St. Croix, St. Jan (Østrup).—Europe.

Melosira nummuloides (Dillw.) Ag. Syst. Alg. 8. 1824.

Conferva nummuloides Dillw. Brit. Conf. 45. pl. B. 1809.

Boyer, Syn. N. Am. Diat. 26; Boyer, Diat. Phila. 16. pl. 1, f. 13, 14 (as *Gaillonella nummuloides*).

Marine. San Juan Bay, Fajardo, Mayaguez, Porto Rico.—Widely distributed.

Melosira octogona A. Schmidt, Atlas pl. 182, f. 19–21. 1893.

Marine. Abundant in the mangrove marshes of Porto Rico.—Florida. PLATE 6, FIG. 2.

Melosira Roeseana Rab. Süsw. Diat. 13. pl. 10, Suppl. f. 5. 1853.

Boyer, Syn. N. Am. Diat. 27; Boyer, Diat. Phila. 15. pl. 1, f. 5; Van Heurck, Syn. Diat. Belg. 199. pl. 89, f. 1–6.

Fresh-water. Jajome Alto, Porto Rico; Virgin Islands (Østrup).—North America; South America; Europe. PLATE 6, FIG. 3.

An interesting collection of *M. Roeseana* was made from the damp wall of a rocky precipice at Road 4, K. 11, near Jajome Alto, Porto Rico. It contained nearly all the variations figured by Grunow in Van Heurck as variously cited. Ehrenberg, by whom these varieties were first reported, gave the habitat as on trees in Venezuela.

Melosira Roeseana dentroteres (Ehrenb.) Grun.; Van Heurck, Syn. Diat. Belg. pl. 89, f. 9, 12, 13. 1881.

Liparogyra dentroteres Ehrenb. Ber. Akad. Berlin 1848: 219. 1848.

Fresh-water. Jajome Alto, Porto Rico.—Venezuela; Brazil; China.

Melosira Roeseana Epidendron (Ehrenb.) Grun.; Van Heurck, Syn. Diat. Belg. pl. 89, f. 17, 18. 1881.

Stephanosira Epidendron Ehrenb. Ber. Akad. Berlin 1848: 219. 1848.

Boyer, Syn. N. Am. Diat. 28; Boyer, Diat. Phila. 15. pl. 1, f. 3, 4.

Fresh-water. Jajome Alto, Porto Rico.—Pennsylvania; Brazil; Venezuela.

Melosira Roeseana Hamadryas (Ehrenb.) Grun.; Van Heurck, Syn. Diat. Belg. pl. 89, f. 14–16. 1881.

Stephanosira Hamadryas Ehrenb. Ber. Akad. Berlin 1848: 219. 1848.

Fresh-water. Jajome Alto, Porto Rico.—Venezuela; Brazil.

Melosira Roeseana Porocyclia (Ehrenb.) Grun.; Van Heurck, Syn. Diat. Belg. pl. 89, f. 11, 19, 20. 1881.

Porocyclia dendrophila Ehrenb. Ber. Akad. Berlin 1848: 219. 1848.

Fresh-water. Jajome Alto, Porto Rico.—Venezuela; Brazil; Scotland. PLATE 6, FIG. 4, 5.

The ring of large circles, along the border, makes this diatom a well marked variety if not a distinct species. They are caused by the structure of the under side of the valve which in the typical form is smooth, but in the variety appears to be cut by a series of grooves or depressions. They may be seen by setting the valve on edge although I have been unable to determine their exact structure. It seems that the development of this and other variations of *M. Roeseana* occurs with semi-aerial conditions of habitat. With normal conditions and sufficient water the typical form develops.

Melosira Roeseana spiralis (Ehrenb.) Grun.; Van Heurck, Syn. Diat. Belg. 199. pl. 89, f. 7, 8, 10. 1881.

Liparogyra spiralis Ehrenb. Mikrogcol. pl. 34, Va, f. 1. 1854.

Fresh-water. Jajome Alto, Porto Rico.—Venezuela; Europe; China.

- Melosira sulcata** (Ehrenb.) Kütz. Bac. 55. *pl. 2, f. VII.* 1844.
Gallionella sulcata Ehrenb. Inf. 170. *pl. 21, f. 5.* 1838.
 Boyer, Syn. N. Am. Diat. 25; Boyer, Diat. Phila. 15. *pl. 1, f. 11, 12.*
 Marine. San Juan Bay and marshes, Porto Rico; St. Thomas, St. Croix, St. Jan
 (Østrup, as *Paralia sulcata* Ehrenb.); Virgin Islands (Cleve, as *Paralia
 sulcata* Ehrenb.).—Widely distributed.
- Melosira sulcata coronata** (Ehrenb.) Grun.; Van Heurck, Syn. Diat. Belg.
pl. 91, f. 17. 1881.
Gallionella coronata Ehrenb. Ber. Akad. Berlin 1845: 154. 1845.
 Marine. San Juan Bay, Porto Rico.—Patagonia.

NAVICULA

Bory, Dict. Class. Hist. Nat. 2: 128. 1822.

- Navicula abrupta** (Greg.) Donk. Brit. Diat. 13. *pl. 2, f. 6.* 1870.
Navicula Lyra abrupta Greg. Trans. Roy. Soc. Edinb. 21: 486. *pl. 9, f. 14.* 1857.
 Boyer, Syn. N. Am. Diat. 417; A. Schmidt, Atlas *pl. 3, f. 1, 2.*
 Marine. St. Thomas, St. Croix (Østrup); Virgin Islands (Cleve).—Europe;
 Asia; Africa.
- Navicula ambigua** Ehrenb. Abh. Akad. Berlin 1841: 417. *pl. 2, II, f. 9.* 1843.
 A. Schmidt, Atlas *pl. 211, f. 42-47*; Elmore, Diat. Nebr. 85. *pl. 10, f. 374-377,
 381, 383-386, 388*; Meister, Beitr. Krypt.-Fl. Schweiz 4: 135. *pl. 20, f. 13.*
 Fresh-water. Common in Porto Rico; St. Croix (Østrup, as *N. cuspidata
 ambigua*).—Widely distributed. PLATE 6, FIG. 6.
- Observed in many collections from different parts of Porto Rico, but never
 in the company of *N. cuspidata* Kütz. The latter diatom was found, in limited
 numbers, in only one collection. In agreement with the authors referred to, I
 consider *N. ambigua* as specifically distinct from *N. cuspidata*.
- Navicula ammophila** Grun. Beitr. Paläontol. Öst.-Ung. 2: 149. *pl. 30, f. 66-69.*
 1882.
 Van Heurck, Treatise 183. *pl. 25, f. 712* (as *N. cancellata ammophila*); Cleve, Sv.
 Vet.-Akad. Handl. II. 27³: 29.
 Marine. San Juan Bay, Porto Rico; St. Croix (Østrup).—Europe.
- Navicula ammophila flantica** (Grun.) Cleve, Sv. Vet.-Akad. Handl. II. 27³:
 30. 1895.
Navicula flantica Grun. Verh. Zool.-Bot. Ges. Wien 10: 527. *pl. 3, f. 9.* 1860.
 Van Heurck, Syn. Diat. Belg. 86. Suppl. *pl. A, f. 17* (as *N. cancellata scaldensis*).
 Marine. St. Croix (Østrup).—Europe.
- Navicula anglica minuta** Cleve, Sv. Vet.-Akad. Handl. II. 27³: 22. 1895.
 Fresh-water. Porto Rico.—Jamaica; Europe.
- Navicula anglica subsalsa** Grun.; Cleve, Sv. Vet.-Akad. Handl. II. 27³: 22.
 1895.
Navicula tumida subsalsa Grun. Verh. Zool.-Bot. Ges. Wien 10: 537. *pl. 4, f. 43b, c.*
 1860.
Navicula anglica subsalina Grun.; Van Heurck, Syn. Diat. Belg. 87. *pl. 8, f. 31.*
 1880.
 Brackish-water and fresh-water. Porto Rico.—Europe.

Navicula approximata Grev. Edinb. New Phil. Jour. II. 10: 28. *pl. 4, f. 4.* 1859.

Boyer, Syn. N. Am. Diat. 416; Cleve, Bih. Sv. Vet.-Akad. Handl. 5⁸: 4. *pl. 1, f. 1* (as *N. Lyra approximata*).

Marine. Harbor of Christiansted, St. Croix.—Widely distributed.

Navicula arenaria Donk. Quart. Jour. Micr. Sci. II. 1: 10. *pl. 1, f. 8.* 1861.

Boyer, Syn. N. Am. Diat. 387; Boyer, Diat. Phila. 95. *pl. 26, f. 23* (as *N. lanceolata arenaria*); Van Heurck, Treatise 186. *pl. 3, f. 142* (as *N. lanceolata arenaria*).

Marine. Porto Rico; St. Thomas, St. Croix (Østrup, as *N. lanceolata arenaria*).—Widely distributed.

Navicula atomoides Grun.; Van Heurck, Syn. Diat. Belg. 107. *pl. 14, f. 12-14.* 1880.

Elmore, Diat. Nebr. 93. *pl. 12, f. 449, 450.*

Fresh-water. Inabon River near Ponce, Porto Rico.—North America; Europe.

Navicula Atomus (Näg.) Grun. Verh. Zool.-Bot. Ges. Wien 10: 552. *pl. 4, f. 6.* 1860.

Synedra Atomus Näg.; Kütz. Sp. Alg. 40. 1849.

Boyer, Syn. N. Am. Diat. 377; Boyer, Diat. Phila. 100. *pl. 26, f. 12.*

Fresh-water. Collazo River, Porto Rico.—Probably widely distributed.

My specimens agree in outline with Boyer's figure and are 9 μ in length with 25-27 striae in 10 μ . The striae appear punctate when examined in realgar.

Navicula bacilliformis Grun.; Cleve & Grun. Sv. Vet.-Akad. Handl. II. 17²: 44. *pl. 2, f. 51.* 1880.

Boyer, Syn. N. Am. Diat. 369; Van Heurck, Syn. Diat. Belg. *pl. 13, f. 11.*

Fresh-water. Common in Porto Rico.—North America; Europe; Ecuador.

Navicula balearica Cleve, Sv. Vet.-Akad. Handl. II. 26²: 111. 1894.

Stauroneis balearica Cleve, Sv. Vet.-Akad. Handl. II. 18³: 14. *pl. 3, f. 41.* 1881.

Perag. Diat. Mar. France 55. *pl. 7, f. 35.*

Marine. San Juan Bay, Porto Rico.—Balearic Islands.

Navicula Boergesenii Østrup, Dansk Bot. Ark. 1¹: 7. *pl. 1, f. 6.* 1913.

Boyer, Syn. N. Am. Diat. 385.

Marine. St. Croix (Østrup).—Known only from this locality.

Navicula Bolleana (Grun.) Cleve, Vega-Exp. Iakt. 3: 469. 1883.

Rhoikoneis Bolleana Grun. Verh. Zool.-Bot. Ges. Wien 13: 147. *pl. 4, f. 11.* 1863.

Boyer, Syn. N. Am. Diat. 394.

Marine. St. Croix (Østrup).—Greenland; Europe; Pacific Ocean.

Navicula borinquensis, new name.

Navicula notanda Østrup, Dansk Bot. Ark. 1¹: 7. *pl. 1, f. 8.* 1913. Not *Navicula notanda* Pantocsek, Foss. Bac. Ungarns ed. 2. 2: 53. *pl. 5, f. 95.* 1903.

Boyer, Syn. N. Am. Diat. 383.

Marine. St. Thomas (Østrup).—Known only from this locality.

Navicula brasiliana Cleve, Sv. Vet.-Akad. Handl. II. 26²: 139. 1894.

Cymbella brasiliana Cleve, Sv. Vet.-Akad. Handl. II. 18⁵: 4. pl. 1, f. 4. 1881.

Fresh-water. Southern thermal springs, Porto Rico.—California; Brazil; Ecuador. PLATE 6, FIG. 7.

A well marked species, the eccentricity of the raphe having a relation of about 6 to 5. The ends are frequently substrate, agreeing with specimens from Cleve's material from Ecuador.

Navicula brasiliensis Grun. Verh. Zool.-Bot. Ges. Wien 13: 152. pl. 5, f. 10. 1863.

Boyer, Syn. N. Am. Diat. 404; Wolle, Diat. N. Am. pl. 14, f. 21.

Marine. San Juan marshes, Fajardo, Porto Rico; harbor of Christiansted, St. Croix; St. Thomas, St. Croix (Østrup); Virgin Islands (Cleve).—Widely distributed.

Navicula brasiliensis bicuneata Cleve, Sv. Vet.-Akad. Handl. II. 27³: 48. pl. 1, f. 19. 1895.

Boyer, Syn. N. Am. Diat. 404.

Marine. San Juan marshes, Porto Rico; harbor of Christiansted, St. Croix; St. Croix (Østrup).—Florida; Connecticut.

Navicula calva Østrup, Dansk Bot. Ark. 1¹: 9. pl. 1, f. 11. 1913.

Boyer, Syn. N. Am. Diat. 371.

Marine. St. Croix (Østrup).—Known only from this locality.

Navicula cancellata Donk. Brit. Diat. 55. pl. 8, f. 4. 1873.

Boyer, Syn. N. Am. Diat. 398; Van Heurck, Syn. Diat. Belg. 86. suppl. pl. A, f. 16.

Marine. San Juan Bay, Porto Rico; harbor of Christiansted, St. Croix; St. Thomas, St. Croix, St. Jan (Østrup).—Widely distributed.

Navicula cancellata Gregorii (Ralfs) Grun.; Cleve & Grun. Sv. Vet.-Akad. Handl. II. 17²: 37. 1880.

Navicula Gregorii Ralfs; Pritchard, Infusoria 901. 1861.

Boyer, Syn. N. Am. Diat. 398; A. Schmidt, Atlas pl. 46, f. 41, 42, 71, 72 (Fricke's Index).

Marine. San Juan Bay, Porto Rico.—Widely distributed.

Navicula carinifera minor A. Schmidt, Atlas pl. 2, f. 2. 1874.

Cleve, Sv. Vet.-Akad. Handl. II. 27³: 48.

Marine. Fajardo, Porto Rico.—Campeche Bay.

Navicula cincta (Ehrenb.) Ralfs; Pritchard, Infusoria 901. 1861.

Pinnularia cincta Ehrenb. Mikrogeol. pl. 10, II, f. 6. 1854.

Boyer, Syn. N. Am. Diat. 384; Van Heurck, Syn. Diat. Belg. 82. pl. 7, f. 13, 14;

Elmore, Diat. Nebr. 74. pl. 8, f. 296-298.

Fresh-water. Common in Porto Rico.—Widely distributed.

Navicula clavata Greg. Trans. Micr. Soc. Lond. II. 4: 46. pl. 5, f. 17. 1856.

Boyer, Syn. N. Am. Diat. 415; A. Schmidt, Atlas pl. 70, f. 50.

Marine. Harbor of Christiansted, St. Croix; St. Thomas, St. Croix (Østrup).—Widely distributed.

Navicula clavata caribaea (A. Schmidt) H. Perag. Bull. Soc. Hist. Nat. Toulouse **22**: 56. 1888.

Navicula caribaea A. Schmidt, Jahresb. Komm. Untersuch. Deuts. Meere **2**: 89, pl. 1, f. 40. 1874; A. Schmidt, Atlas pl. 2, f. 17. 1874; pl. 70, f. 48. 1881. Not *N. caribaea* Cleve, 1875.

Boyer, Syn. N. Am. Diat. 415; Wolle, Diat. N. Am. pl. 16, f. 24.

Marine. San Juan Bay, Porto Rico; Virgin Islands (Cleve).—Jamaica; Pacific coast of North America; North Sea.

Navicula caribaea Cleve (A. Schmidt, Atlas pl. 6, f. 10–12) is a variety of *N. maculata* (Bail.) Edwards, and is not the present diatom.

Navicula clavata indica (Grev.) Cleve, Sv. Vet.-Akad. Handl. II. **27**³: 62. 1895.

Navicula indica Grev. Trans. Micr. Soc. Lond. II. **10**: 95. pl. 9, f. 13. 1862.

Boyer, Syn. N. Am. Diat. 415.

Marine. Virgin Islands (Cleve).—Honduras; Asia.

Navicula confervacea (Kütz.) Grun.; Van Heurck, Syn. Diat. Belg. pl. 14, f. 36. 1880.

Diademsis confervacea Kütz. Bac. 109. pl. 30, f. 8. 1844.

Boyer, Syn. N. Am. Diat. 370.

Fresh-water. Common in Porto Rico; St. Thomas, St. Croix, St. Jan (Østrup).—Tropical waters generally.

Navicula confervacea peregrina (W. Smith) Grun.; Van Heurck, Syn. Diat. Belg. pl. 14, f. 37. 1880.

Diademsis peregrina W. Smith; Pritchard Infusoria 923. 1861.

Boyer, Syn. N. Am. Diat. 370.

Fresh-water. Collazo River, Porto Rico.—North America; Jamaica; Ecuador; tropical waters and hot springs.

Navicula Congerana, new species.

Valves convex, slightly depressed in the middle. Outline linear, constricted, with cuneate, obtuse ends that are sometimes slightly attenuate. Axial area narrow. Central area small, rounded. Striae transverse throughout, about 12 in 10 μ , and coarsely punctate. Length 46–67 μ . Breadth 15–16 μ . Named after Paul S. Conger, student of the Diatomaceae, Washington, D. C..

Frustula convexa, medio leniter depressa; valvis linearibus constrictis, apicibus obtusis cuneatis; area axiali angusta; nodulo centrali rotundato; striis transversis, punctatis, 12 in 10 μ ; long. 46–67 μ , lat. 15–16 μ .

Marine. Mangrove marsh at Miramar, Porto Rico. PLATE 6, FIG. 8, 9.

This diatom appears very much like forms of *Dictyonopsis* but there are no marginal or inner cellules.

Navicula consors A. Schmidt, Atlas pl. 48, f. 24–27. 1876.

Cleve, Sv. Vet.-Akad. Handl. II. **27**³: 25.

Marine. Harbor of Christiansted, St. Croix.—Asia.

Navicula contenta biceps (Arnott) Van Heurck, Syn. Diat. Belg. 109. pl. 14, f. 31b. 1885. (fig. as *N. trinodis biceps* Grun.).

Diademsis biceps Arnott; Van Heurck, Syn. Diat. Belg. pl. 14, f. 31b (expl.), as synonym. 1880.

Boyer, Syn. N. Am. Diat. 370.

Fresh-water. St. Jan (Østrup).—Ecuador; Europe.

Navicula crassirostris Grun.; Cleve & Grun. Sv. Vet.-Akad. Handl. II. 17: 45. *pl. 3, f. 57.* 1880.

Boyer, Syn. N. Am. Diat. 363.

Marine. Gallardo Shoals, Porto Rico.—Greenland; Kara Sea.

Navicula Crucicula (W. Smith) Donk. Brit. Diat. 44. *pl. 6, f. 14.* 1871.

Stauroneis Crucicula W. Smith, Syn. Brit. Diat. 1: 60. *pl. 19, f. 192.* 1853.

Boyer, Syn. N. Am. Diat. 374; Van Heurck, Syn. Diat. Belg. 96. *pl. 10, f. 15.*

Brackish-water. San Juan marshes, Carolina, Porto Rico.—Atlantic coast of North America; Europe.

Navicula cryptocephala Kütz. Bac. 95. *pl. 3, f. XX, XXVI.* 1844.

Boyer, Syn. N. Am. Diat. 383; Boyer, Diat. Phila. 97. *pl. 31, f. 9.*

Brackish-water and fresh-water. Common in Porto Rico.—Widely distributed.

Navicula cryptocephala exilis (Kütz.) Grun.; Van Heurck, Syn. Diat. Belg. 85. *pl. 8, f. 2.* 1880.

Navicula exilis Kütz. Bac. 95, *pl. 4, f. VI.* 1844.

Fresh-water. St. Croix (Østrup).—Europe.

Navicula cryptocephala Lancettula (Schum.) Grun.; Van Heurck, Syn. Diat. Belg. *pl. 8, f. 11.* 1880.

Navicula Lancettula Schum. Schrift. Phys.-Ökon. Ges. Königs. 8: 55. *pl. 2, f. 34.* 1867.

Brackish-water. Martín Peña, Porto Rico.—Europe.

Navicula cryptocephala veneta (Kütz.) Rab. Fl. Eur. Alg. 1: 198. 1864.

Navicula veneta Kütz. Bac. 95. *pl. 30, f. 76.* 1844.

Van Heurck, Syn. Diat. Belg. 85. *pl. 8, f. 3.*

Brackish-water. St. Croix (Østrup).—Europe.

Navicula cuspidata Kütz. Bac. 94. *pl. 3, f. XXIV, XXXVII.* 1844.

Boyer, Syn. N. Am. Diat. 366; Boyer, Diat. Phila. 100. *pl. 26, f. 1, 2.*

Fresh-water. Park Loiza, Porto Rico; St. Croix (Østrup).—Widely distributed.

Navicula Cyprinus (W. Smith) Grun.; Van Heurck, Syn. Diat. Belg. *pl. 7, f. 3.* 1880.

Pinnularia Cyprinus W. Smith, Syn. Brit. Diat. 1: 57. *pl. 18, f. 176.* 1853.
Not *P. Cyprinus* Ehrenb.

Boyer, Syn. N. Am. Diat. 395; Boyer, Diat. Phila. 95. *pl. 26, f. 21.*

Marine. San Juan Bay, Porto Rico; harbor of Christiansted, St. Croix.—Atlantic coast of North America; Europe.

Navicula dicephala W. Smith, Syn. Brit. Diat. 1: 53. *pl. 17, f. 157.* 1853.

Boyer, Syn. N. Am. Diat. 386; Boyer, Diat. Phila. 96. *pl. 27, f. 16.*

Fresh-water. Near La Muda, Quintana Spring, Porto Rico.—Widely distributed.

Navicula directa (W. Smith) Ralfs; Pritchard, Infusoria 906. 1861.

Pinnularia directa W. Smith, Syn. Brit. Diat. 1: 56. *pl. 18, f. 172.* 1853.

Boyer, Syn. N. Am. Diat. 395; A. Schmidt, Atlas *pl. 47, f. 4, 5.*

Marine. San Juan Bay, Porto Rico; harbor of Christiansted, St. Croix; St. Thomas, St. Croix (Østrup).—Widely distributed.

Navicula expansa, new species.

Valves slightly convex, lanceolate, with obtuse ends. Raphe ending in stout terminal nodules. Axial area distinct, uniform, expanding at the center to an irregular, hexagonal space which is bounded by coarse and closely set puncta. An irregular, lateral extension of this space on each side. Striae about 18 in 10 μ , radiate throughout, and distinctly punctate. Secondary irresolvable striae across the areas at the median nodule, and in a plane below the primary, punctate striation. Length 60–80 μ . Breadth 18–20 μ .

Valvis leniter convexis, lanceolatis, apicibus obtusis; rraphe zona distincta et centraliter dilatata; striis punctatis, radiantibus, 18 in 10 μ ; long. 60–80 μ , lat. 18–20 μ .

Marine. Canal de Martin Peña, Porto Rico. PLATE 6, FIG. 10.

The non-punctate central area is separated from the two lateral extensions by closely set, coarse puncta. The figure shows the short striae on a lower plane. They may be on an inner plate, which however was not observed separated. This diatom is frequent in one collection.

Navicula falaisensis lanceola Grun.; Van Heurck, Syn. Diat. Belg. *pl.* 14, *f.* 6b. 1880.

Boyer, Syn. N. Am. Diat. 400.

Fresh-water. Coamo Springs, Porto Rico.—Geysers, Yellowstone Park.

Navicula forcipata densestriata A. Schmidt, Atlas *pl.* 70, *f.* 12–16. 1881.

Boyer, Syn. N. Am. Diat. 416.

Marine. San Juan marshes, Fajardo, Porto Rico.—Campeche Bay; Europe; Asia; Africa.

Navicula Gastrum (Ehrenb.) Kütz. Bac. 94. *pl.* 28, *f.* 56. 1844.

Pinnularia Gastrum Ehrenb. Abh. Akad. Berlin 1841: 421. *pl.* 3, VII, *f.* 23. 1843.

Boyer, Syn. N. Am. Diat. 389; Boyer, Diat. Phila. 96. *pl.* 26, *f.* 25.

Fresh-water. Near La Muda, Porto Rico.—Widely distributed.

Porto Rican specimens are close to *N. anglica subsalsa* Grun., but the median striae are alternately longer and shorter.

Navicula Gastrum exigua (Greg.) Grun.; Cleve & Grun. Sv. Vet.-Akad. Handl. II. 17²: 31. 1880.

Pinnularia exigua Greg. Quart. Jour. Micr. Sci. 2: 99. *pl.* 4, *f.* 14. 1854.

Boyer, Syn. N. Am. Diat. 389; Van Heurck, Syn. Diat. Belg. *pl.* 8, *f.* 32.

Brackish-water. San Juan marshes, Porto Rico.—Pennsylvania; Europe.

Navicula genifera A. Schmidt, Atlas *pl.* 2, *f.* 6. 1874.

Boyer, Syn. N. Am. Diat. 417.

Marine. San Juan Bay, Porto Rico.—Colon; Puerto Cabello.

Navicula genuflexa Kütz. Bac. 101. *pl.* 21, *f.* VI. 1844.

Boyer, Syn. N. Am. Diat. 400; Østrup, Dansk Bot. Ark. 1¹: 7. *pl.* 1, *f.* 5.

Marine. St. Croix (Østrup).—Peru; Ceylon; New Zealand; Samoa.

Navicula gracilis Ehrenb. Abh. Akad. Berlin 1831: 79. 1832.

Boyer, Syn. N. Am. Diat. 385; Elmore, Diat. Nebr. 74. *pl.* 8, *f.* 299–303; Van Heurck, Syn. Diat. Belg. 83. *pl.* 7, *f.* 7, 8.

Fresh-water. Road 1, K. 13.8, Porto Rico.—North and South America; Europe.

Navicula gracilis schizonemoides Van Heurek, Syn. Diat. Belg. 83. *pl. 7, f. 9, 10.* 1885.

Boyer, Syn. N. Am. Diat. 385; Boyer, Diat. Phila. 95. *pl. 26, f. 19.*

Fresh-water. La Plata and Coamo Rivers, Porto Rico; St. Thomas, St. Croix. St. Jan (Østrup).—Europe.

Navicula granulata Bail. Smithson. Contr. 7: 10. *pl. f. 16.* 1854.

Boyer, Syn. N. Am. Diat. 404; A. Schmidt, Atlas *pl. 6, f. 26, 27* (as *N. Baileyana* Grun.).

Marine. San Juan Bay, Porto Rico; St. Croix (Østrup).—North America; Europe; Asia; Australia.

Navicula Grevillei (Ag.) Heiberg, Consp. Crit. Diat. Dan. 83. 1863.

Schizonema Grevillii Ag. Consp. Crit. Diat. 19. 1830.

Boyer, Syn. N. Am. Diat. 376; Boyer, Diat. Phila. 99. *pl. 31, f. 3, 4.*

Marine. San Juan Bay, Porto Rico; St. Thomas, St. Croix (Østrup).—North America; Europe; Asia.

Navicula Gruendleri Cleve & Grun.; Cleve, Sv. Vet.-Akad. Handl. II. 27³: 51. 1895.

Alloioneis Gründleri Cleve & Grun.; Cleve, Bih. Sv. Vet.-Akad. Handl. 5⁸: 7, 22. *pl. 2, f. 10.* 1878.

Boyer, Syn. N. Am. Diat. 410.

Marine. Virgin Islands (Cleve).—Campeche Bay; Colon.

Navicula guaynaboensis, new species.

Valves linear-lanceolate, with truncate, obtuse ends. Axial area wide, lanceolate, expanded to form a broad, transverse space. Striae 14 in 10 μ , marginal, parallel in the middle and radiate at the ends. Length 24 μ . Breadth 5 μ .

Valvis lineari-lanceolatis, apicibus obtusis; area axiali lanceolata; area transversali lata; striis 14 in 10 μ , medio parallelis, prope apices radiantibus; long. 24 μ , lat. 5 μ .

Fresh-water. Near Guaynabo, Porto Rico. PLATE 6, FIG. 11.

Navicula hamulifera Grun.; Cleve & Grun. Sv. Vet.-Akad. Handl. II. 17²: 44. 1880.

Boyer, Syn. N. Am. Diat. 377; H. & M. Perag. Diat. Mar. France 65. *pl. 8, f. 16;* Cleve, Sv. Vet.-Akad. Handl. II. 26²: 154. *pl. 3, f. 16-18.*

Marine. San Juan Bay, Porto Rico; St. Thomas (Østrup).—Barbados; Europe; Asia.

Navicula Henedy W. Smith, Syn. Brit. Diat. 2: 93. 1856; in Greg. Trans. Micr. Soc. Lond. II. 4: 40. *pl. 5, f. 3.* 1856.

Boyer, Syn. N. Am. Diat. 413; Boyer, Diat. Phila. 93. *pl. 25, f. 12.*

Marine. Gallardo Shoals, Porto Rico; St. Croix (Østrup); Virgin Islands (Cleve).—Widely distributed.

Navicula Howeana, new species.

Valves linear-lanceolate, with slightly produced, subacute ends. No axial or central areas. Raphe straight with curved terminals at the ends. Striation of puncta arranged to show transverse and longitudinal lines, the transverse slightly radiate in the middle and becoming parallel at the ends. Puncta and striae equidistant, 15 in 10 μ . Length 75-85 μ . Breadth 11-12 μ . Named after Dr. Marshall A. Howe, late Director, New York Botanical Garden.

Valvis lineari-lanceolatis, apicibus subacutis; rhapshe recta, ad terminationes curvata; striis transversis et longitudinalibus 15 in 10 μ ; striis transversis medio subradiantibus, prope termines parallelis; long. 75–85 μ , lat. 11–12 μ .

Marine. Harbor of Christiansted, St. Croix. PLATE 7, FIG. 1.

This diatom appears somewhat like *Navicula Kjellmanii* Cleve, but the following differences are noted: it is much smaller in size; the ends are different; the transverse striae are radiate over the greater part of the valve; the longitudinal striae are straight and not bent at the median nodule; and the end terminals of the raphe are curved hooks. It is not rare on buoys in Christiansted harbor.

Navicula hungarica Grun. Verh. Zool.-Bot. Ges. Wien 10: 539. pl. 3, f. 30. 1860.

Elmore, Diat. Nebr. 77. pl. 9, f. 325, 326.

Brackish-water. Near Park Loiza, Porto Rico.—North and South America.

Navicula incomposita, new species.

Valves convex, lanceolate, with slightly produced, obtuse ends. Axial area narrow, hardly widened in the middle. Striae radiate, 15–16 in 10 μ , not punctate, and very irregular as to direction and separation; several missing or shortened at the middle, and frequently short striae at the margins between the longer striae. Length 60–85 μ . Breadth 16–18 μ .

Valvis convexis, lanceolatis, apicibus obtusis; striis radiantibus, irregularibus, non punctatis, 15–16 in 10 μ ; long. 60–85 μ , lat. 16–18 μ .

Marine and brackish-water. Park Loiza, Laguna San José, Porto Rico. PLATE 7, FIG. 2.

The irregular, abortive striation suggests an abnormal form, but it is not; nor is it a *Gomphonema*. It is abundant in a number of collections.

Navicula incomposita minor, new variety.

Similar to the typical form, but smaller, and with more regular striation. Striae occasionally indistinctly punctate. Length 25–40 μ . Breadth 7–10 μ .

Typo similis sed minor; long. 25–40 μ , lat. 7–10 μ .

Marine and brackish-water. Park Loiza, Santa Isabel, San Juan marshes, Porto Rico. PLATE 7, FIG. 3.

This must be considered as a variety, but it is far more regular in appearance than the typical form, as the figure shows. It is like *Stauroneis similis*, except that the latter has a well developed stauros. All three forms are abundant and constant in the characters shown by the figures.

Navicula irrorata Grev. Edinb. New Phil. Jour. II. 10: 27. pl. 4, f. 1. 1859.

Boyer, Syn. N. Am. Diat. 414; Boyer, Diat. Phila. 93. pl. 24, f. 4.

Marine. San Juan Bay, Gallardo Shoals, Porto Rico; Virgin Islands (Cleve).—Atlantic and Pacific coasts of North America; West Indies; Europe.

Navicula irrorata mexicana Cleve, Sv. Vet.-Akad. Handl. II. 27: 56. 1895.

Boyer, Syn. N. Am. Diat. 414; A. Schmidt, Atlas pl. 2, f. 19 (Fricke's Index).

Marine. San Juan Bay, Porto Rico; St. Thomas (Østrup).—Gulf of Mexico.

Navicula Kotschyi Grun. Verh. Zool.-Bot. Ges. Wien 10: 538. pl. 4, f. 12. 1860.

Hustedt, in Pascher, Süßw.-Fl. Mitteleur. ed. 2. 10: 275. f. 454; A. Schmidt,

Atlas pl. 370, f. 31, 32, 34–36; Van Heurck, Syn. Diat. Belg. pl. 10, f. 22.

Fresh-water. Rio Plata near Comerio, Porto Rico.—Europe. PLATE 7, FIG. 4.

The figures by Grunow and Van Heurck are misleading and are not like the one by Hustedt who says that his is original. My forms are like those figured in Schmidt's Atlas, also by Hustedt.

- Navicula lanceolata** (Ag.) Kütz. Bac. 94. *pl. 28, f. 38; pl. 30, f. 48.* 1844.
Frustulia lanceolata Ag. Flora 10: 626. 1827.
 Elmore, Diat. Nebr. 78. *pl. 9, f. 333-336; pl. 22, f. 841;* Van Heurck, Syn. Diat. Belg. 88. *pl. 8, f. 16.*
 Fresh-water. Porto Rico.—North America; Europe; Asia; Australia.
- Navicula lanceolata sublinearis** Østrup, Dansk Bot. Ark. 1¹: 30. *pl. 1, f. 23.* 1913.
 Fresh-water. Porto Rico; St. Thomas, St. Croix, St. Jan (Østrup).—Known only from these localities.
- Navicula Lenticula** Østrup, Dansk Bot. Ark. 1¹: 7. *pl. 1, f. 7.* 1913.
 Boyer, Syn. N. Am. Diat. 392.
 Marine. St. Croix (Østrup).—Known only from this locality.
- Navicula Libellus** Greg. Trans. Roy. Soc. Edinb. 21: 529. *pl. 14, f. 101.* 1857.
 Boyer, Syn. N. Am. Diat. 376; Boyer, Diat. Phila. 99. *pl. 31, f. 5.*
 Marine. San Juan Bay and marshes, Porto Rico.—Barbados; New Jersey; Europe; Asia.
- Navicula longa** (Greg.) Ralfs; Pritchard, Infusoria 906. 1861.
Pinnularia longa Greg. Trans. Micr. Soc. Lond. II. 4: 47. *pl. 5, f. 18.* 1856.
 Boyer, Syn. N. Am. Diat. 397; Boyer, Diat. Phila. 97. *pl. 31, f. 10.*
 Marine. San Juan Bay, Porto Rico; Virgin Islands (Cleve).—Atlantic coast of North America; Campeche Bay; Colon; Europe.
- Navicula Lundstroemii** Cleve; Cleve & Grun. Sv. Vet.-Akad. Handl. II. 17²: 13. *pl. 2, f. 39.* 1880.
 Fresh-water. Coamo Springs, Porto Rico.—Sea of Kara.
- Navicula Lyra** Ehrenb. Abh. Akad. Berlin 1841: 419. *pl. 1, I, f. 9a.* 1843.
 Boyer, Syn. N. Am. Diat. 411; A. Schmidt, Atlas *pl. 2, f. 16.*
 Marine. San Juan Bay, Porto Rico; harbor of Christiansted, St. Croix; Virgin Islands (Cleve).—Widely distributed.
- Navicula Lyra atlantica** A. Schmidt, Jahresb. Komm. Untersuch. Deuts. Meere 2: 89. *pl. 1, f. 34.* 1874; A. Schmidt, Atlas *pl. 2, f. 33.* 1874.
 Cleve, Sv. Vet.-Akad. Handl. II. 27³: 63.
 Marine. San Juan Bay, Porto Rico.—North Sea.
- Navicula Lyra australica** A. Schmidt, Atlas *pl. 2, f. 37.* 1874.
 Boyer, Syn. N. Am. Diat. 412.
 Marine. San Juan Bay, Porto Rico; St. Thomas (Østrup, as *Navicula australica*).—West Indies.
- Navicula Lyra dilatata** A. Schmidt, Atlas *pl. 2, f. 26.* 1874.
 Boyer, Syn. N. Am. Diat. 411.
 Marine. San Juan Bay, Porto Rico; St. Thomas (Østrup).—Gulf of Mexico; Massachusetts.
- Navicula Lyra Ehrenbergii** Cleve, Sv. Vet.-Akad. Handl. II. 27³: 63. 1895.
 Boyer, Syn. N. Am. Diat. 411; Boyer, Diat. Phila. 93. *pl. 25, f. 10.*
 Marine. San Juan Bay, Laguna San José, Porto Rico; St. Croix (Østrup).—Widely distributed.

Navicula Lyra irregularis, new variety.

Lyrate area irregular and not symmetric; contracted on one side, at the middle, and expanded on the other.

Area lyrata irregulari asymmetricali medio uno latere inflata et altero contracta.

Marine. San Juan Bay and marshes, Fajardo, Ponce, Porto Rico. PLATE 7, FIG. 5, 6.

This diatom is frequent in numerous collections from Porto Rico. It is variable in size and outline but the unusual area is constant.

Navicula Lyra subcarinata Grun.; A. Schmidt, Atlas *pl. 2, f. 5.* 1874.

Boyer, Syn. N. Am. Diat. 412.

Marine. San Juan Bay and marshes, Porto Rico; harbor of Christiansted, St. Croix; St. Thomas, St. Croix (Østrup).—West Indies; Colon; Asia.

Navicula maculata (Bail.) Edwards, Ann. Lyc. Nat. Hist. New York **7**: 105. 1860; Quart. Jour. Micr. Sci. **8**: 128. 1860.

Stauroneis maculata Bail. Smithson. Contr. **2**³: 40. *pl. 2, f. 32.* 1851.

Boyer, Syn. N. Am. Diat. 403; Boyer, Diat. Phila. **90**. *pl. 24, f. 1.*

Marine and brackish-water. Park Loiza, Porto Rico.—Atlantic coast of North America.

Navicula maculata caribaea Cleve, Sv. Vet.-Akad. Handl. II. **27**³: 46. 1895.

Navicula caribaea Cleve; A. Schmidt, Atlas *pl. 6, f. 10-12.* 1875. Not *N. caribaea* A. Schmidt, 1874.

Boyer, Syn. N. Am. Diat. 403.

Marine. Virgin Islands (Cleve).—West Indies; Florida; Africa.

Navicula Mannii, new species.

Valves lanceolate, with acuminate ends. Axial area narrow, expanded at the middle to a rhomboidal space. Striae 8-9 in 10 μ , radiate in the middle, where they are alternately longer and shorter, and becoming transverse towards the ends. Striae minutely punctate. Length 30-45 μ . Breadth 10-13 μ . Named after the late Dr. Albert Mann, eminent student of the Diatomaceae, Washington, D. C.

Valvis lanceolatis, apicibus acuminatis; area centrali rhomboidea; strii punctatis 8-9 in 10 μ , mediis radiantibus alternatim abbreviatis, prope termines transversis; long. 30-45 μ , lat. 10-13 μ .

Marine. Not rare, Quarantine Station, San Juan Bay, and Fajardo, Porto Rico. PLATE 7, FIG. 7, 8.

At first glance, this diatom appears like the figure of *N. rhynchocephaloides* Hustedt (A. Schmidt, Atlas *pl. 370, f. 8*), but there are several differences. It is narrower in relation to length, making the ends more drawn out and apiculate. The ends do not have the blank areas emphasized by Hustedt, and the raphe terminals are not curved. The central area, at the nodule, is broadly rhomboidal.

The punctiform striation is like that of the *N. directa* group. It appears to have an inner plate, as shown by the second figure focussed on a lower plane, although no inner plates were observed separated from the diatoms.

Navicula Menisculus Schum. Schrift. Phys.-Ökon. Ges. Königsb. **8**: 56. *pl. 2, f. 33.* 1867.

Van Heurek, Syn. Diat. Belg. *pl. 8, f. 20-24.*

Fresh-water. Coamo Springs, Porto Rico.—Widely distributed. PLATE 7, FIG. 9.

Navicula minuscula Grun.; Van Heurck, Syn. Diat. Belg. *pl. 14, f. 3.* 1880.
Cleve, Sv. Vet.-Akad. Handl. II. **27**: 4.

Fresh-water. Inabon River near Ponce, Porto Rico.—Europe.

Navicula mutica Kütz. Bac. 93. *pl. 3, f. XXXII.* 1844.

Boyer, Syn. N. Am. Diat. 369; Boyer, Diat. Phila. 97. *pl. 26, f. 6.*

Fresh-water. Porto Rico; St. Thomas, St. Croix, St. Jan (Østrup).—Widely distributed.

Forms *Goepertiana* Bleisch and *Cohnii* Hilse are common in the fresh water streams of Porto Rico. The striation, on specimens of the latter is variable; as coarse as 12 in 10 μ .

Navicula pennata A. Schmidt, Atlas *pl. 48, f. 41-43.* 1876.

Boyer, Syn. N. Am. Diat. 399; Boyer, Diat. Phila. 96. *pl. 27, f. 22.*

Marine. San Juan Bay, Porto Rico.—Atlantic coast of North America; Mediterranean Sea.

Navicula perminuta Østrup, Dansk Bot. Ark. **1**: 5. *pl. 1, f. 2.* 1913.

Boyer, Syn. N. Am. Diat. 371.

Marine. St. Croix (Østrup).—Known only from this locality.

Navicula Perrottetii Grun. Mo. Micr. Jour. **18**: 172. 1877.

Craticula Perrottetii ("Perrottetii") Grun. Reise Novara Bot. **1**: 20. *pl. 1, f. 21.* 1867.

Boyer, Syn. N. Am. Diat. 367; Cleve, Sv. Vet.-Akad. Handl. II. **26**: 110. *pl. 3, f. 12*; Frenguelli, Bol. Acad. Nac. Cienc. Córdoba **27**: 57. *pl. 5, f. 1* (as *N. Perrottetii rostrata*).

Brackish-water and fresh-water. Cuyon River, Carolina, Mayaguez, Porto Rico; St. Croix (Østrup).—Widely distributed throughout the tropics.

Varies considerably in size, apices and striation as reported by different authors. My specimens are near the variety *rostrata* of Frenguelli. The transverse striae are 13 in 10 μ .

Navicula plicata Donk. Brit. Diat. 59. *pl. 9, f. 2.* 1873.

Cleve, Sv. Vet.-Akad. Handl. II. **26**: 154.

Marine. San Juan Bay, Porto Rico.—Brazil; Europe.

Navicula praetexta Ehrenb. Ber. Akad. Berlin **1840**: 214. 1840.

Boyer, Syn. N. Am. Diat. 414; Boyer, Diat. Phila. 92. *pl. 24, f. 2.*

Marine. Porto Rico (Temp. & Perag.); Virgin Islands (Cleve).—Widely distributed.

Navicula protracta Grun.; Cleve & Grun. Sv. Vet.-Akad. Handl. II. **17**: 35. *pl. 2, f. 38.* 1880.

Cleve, Sv. Vet.-Akad. Handl. II. **26**: 140; Van Heurck, Syn. Diat. Belg. 96. *suppl. pl. B, f. 27* (as *N. Craticula protracta*).

Brackish-water. Santurce, Porto Rico.—Europe; Africa.

Navicula Pupula Kütz. Bac. 93. *pl. 30, f. 40.* 1844.

Boyer, Syn. N. Am. Diat. 369; Elmore, Diat. Nebr. 92. *pl. 12, f. 443-447*; Van Heurck, Syn. Diat. Belg. 106. *pl. 13, f. 15, 16.*

Fresh-water. Common in Porto Rico; St. Thomas, St. Croix, St. Jan (Østrup).—Widely distributed.

Navicula pygmaea Kütz. Sp. Alg. 77. 1849.Boyer, Syn. N. Am. Diat. 416; Boyer, Diat. Phila. 94. *pl. 27, f. 23.*

Brackish-water and fresh-water. Common in Porto Rico; St. Croix (Østrup).—Widely distributed.

Navicula radiosa Kütz. Bac. 91. *pl. 4, f. XXIII.* 1844.Boyer, Syn. N. Am. Diat. 397; Boyer, Diat. Phila. 94. *pl. 26, f. 17.*

Fresh-water. Common in Porto Rico; St. Croix; St. Jan (Østrup).—Widely distributed.

Navicula radiosa acuta (W. Smith) Grun. Verh. Zool.-Bot. Ges. Wien **10**: 526. 1860.*Pinnularia acuta* W. Smith, Syn. Brit. Diat. **1**: 56. *pl. 18, f. 171.* 1853.Van Heurck, Syn. Diat. Belg. 83. *pl. 7, f. 19.*

Fresh-water. Porto Rico.—Distributed with the type.

Navicula radiosa tenella (Bréb.) Van Heurck, Syn. Diat. Belg. 84. *pl. 7, f. 21, 22.* 1885.*Navicula tenella* Bréb.; Kütz. Sp. Alg. 74. 1849.A. Schmidt, Atlas *pl. 47, f. 45, 46.*

Fresh-water. Villalba, Porto Rico.—Widely distributed.

Navicula ramosissima (Ag.) Cleve, Sv. Vet.-Akad. Handl. II. **27**³: 26. 1895.*Schizonema ramosissimum* Ag. Syst. Alg. 11. 1824.Boyer, Syn. N. Am. Diat. 384; Wolle, Diat. N. Am. *pl. 28, f. 1, 2*; Van Heurck, Syn. Diat. Belg. 110. *pl. 15, f. 4, 5.*

Marine. San Juan marshes, Porto Rico; harbor of Christiansted, St. Croix; St. Thomas, St. Croix, St. Jan (Østrup).—North America.

Navicula ramosissima amplia (Kütz.) Cleve, Sv. Vet.-Akad. Handl. II. **27**³: 26. 1895.*Schizonema amplius* Kütz. Sp. Alg. 101. 1849.Van Heurck, Syn. Diat. Belg. *pl. 15, f. 3.*

Marine. San Juan marshes, Porto Rico; St. Croix (Østrup).—North America; Europe; Africa.

Navicula rhombica Greg. Quart. Jour. Mier. Sci. **3**: 40. *pl. 4, f. 16.* 1855.Cleve, Sv. Vet.-Akad. Handl. II. **26**²: 152; H. & M. Perag. Diat. Mar. France 64. *pl. 8, f. 10.*

Marine. San Juan Bay, Fajardo, Porto Rico; St. Croix (Østrup).—Europe; Asia.

Navicula rhynchocephala Kütz. Bac. *pl. 30, f. 35.* 1844.Boyer, Syn. N. Am. Diat. 387; Boyer, Diat. Phila. 97. *pl. 31, f. 8.*

Fresh-water. Common in Porto Rico; St. Thomas, St. Croix, St. Jan (Østrup).—Widely distributed.

Navicula Sanctae-Crucis Østrup, Dansk Bot. Ark. **1**¹: 31. *pl. 1, f. 24.* 1913.

Boyer, Syn. N. Am. Diat. 401.

Brackish-water and fresh-water. Common in Porto Rico; St. Croix (Østrup).—Known only from these localities. PLATE 7, FIG. 10.

Navicula Sancti-Thomae Cleve, Bih. Sv. Vet.-Akad. Handl. **5**⁸: 6. *pl. 1, f. 4.* 1878.

Boyer, Syn. N. Am. Diat. 391.

Marine. Virgin Islands (Cleve).—Known only from this locality.

Navicula scopulorum Bréb.; Kütz. Sp. Alg. 81. 1849.

Boyer, Syn. N. Am. Diat. 375; Wolle, Diat. N. Am. pl. 23, f. 13 (as *N. Johnsonii*).
Marine. San Juan Bay, Porto Rico.—Widely distributed.

Navicula seminoides Cleve, Diatomiste 2: 102. pl. 7, f. 12. 1894.—Cleve & Grove; Cleve, Sv. Vet.-Akad. Handl. II. 26²: 139. 1894.

Fresh-water. Common in Porto Rico.—Jamaica; Ecuador.

Larger than *N. confervacca* (Kütz.) Grun., and differs in the median striae being alternately longer and shorter and more widely separated than at the ends; in long filaments.

Navicula Seminulum Grun. Verh. Zool.-Bot. Ges. Wien 10: 552. pl. 4, f. 2. 1860.

Boyer, Syn. N. Am. Diat. 368; Van Heurck, Syn. Diat. Belg. pl. 14, f. 9.

Fresh-water. Inabon River, Porto Rico; St. Croix (Østrup).—Europe; Japan.

Navicula tubulosa Brun, Diatomiste 2: pl. 17, f. 99, 100. 1895.

Boyer, Syn. N. Am. Diat. 418.

Marine. San Juan Bay, Porto Rico.—Morris Cove, Connecticut. PLATE 7, FIG. 11, 12.

The Porto Rican specimens have the peculiar central nodule shown by Brun's figures, but the terminals of the raphe are hooked as in *N. hamulifera* Grun. The striae are 30-33 in 10 μ , composed of elongate puncta, causing irregular, longitudinal lines.

Navicula tubulosa rhomboidea, new variety.

Valves convex, rhomboid, with obtuse ends. Raphe with distant median and terminal pores, the end terminals hooked, and turned in the same direction. Axial area narrow; central area narrow, elongate and expanded obliquely towards the margins at both ends. Striae about 30 in 10 μ , parallel in the middle and becoming slightly radiate towards the ends. Striae composed of elongate puncta forming irregular, longitudinal lines. Length 50-60 μ . Breadth 17-20 μ .

Typo similis sed valvis rhomboideis.

Marine. San Juan Bay and marshes, Porto Rico. PLATE 7, FIG. 13.

Differs from *N. tubulosa* Brun. in outline only, but I publish a full description, as Brun does not mention the hooked character of the raphe terminals nor are they apparent on specimens from the type locality in my cabinet. It is allied to *N. rhombica* Greg., *N. Weissflogii* Grun., and *N. hamulifera* Grun. all of which have characters in common with *N. tubulosa rhomboidea*; but the striation is much closer and the peculiar central nodule and outline are constant. It is quite common in San Juan Bay and the adjoining marshes.

Navicula uniseriata Østrup, Dansk Bot. Ark. 1¹: 8. pl. 1, f. 9. 1913.

Boyer, Syn. N. Am. Diat. 392.

Marine. St. Thomas (Østrup).—Known only from this locality.

Navicula Weissflogii (Grun.) Cleve, Sv. Vet.-Akad. Handl. II. 26²: 152. 1894.

Brebissonia Weissflogii Grun.; Cleve, Bih. Sv. Vet.-Akad. Handl. 5³: 7. pl. 1, f. 9. 1878.

Boyer, Syn. N. Am. Diat. 375.

Marine. San Juan Bay, Porto Rico.—Campeche Bay; Colon; Florida.

Navicula yarrensensis Grun.; A. Schmidt, Atlas *pl.* 46, *f.* 1-6. 1876.
 Boyer, Syn. N. Am. Diat. 418; Boyer, Diat. Phila. 101, *pl.* 25, *f.* 14-16.
 Marine and brackish-water. Common in Porto Rico; St. Thomas, St. Croix
 (Østrup).—Widely distributed.

Navicula Zostereti Grun. Verh. Zool.-Bot. Ges. Wien 10: 528, *pl.* 4, *f.* 23. 1860.
 Boyer, Syn. N. Am. Diat. 400; A. Schmidt, Atlas *pl.* 47, *f.* 42-44.
 Marine. Fajardo, Porto Rico; St. Thomas, St. Croix, St. Jan (Østrup).—Widely
 distributed.

NEIDIUM

Pfitzer, Bot. Abh. Hanstein 2: 39. 1871.

Neidium Amphirhynchus (Ehrenb.) Pfitzer, Bot. Abh. Hanstein 2: 186, *pl.* 4,
f. 1. 1871.

Navicula Amphirhynchus Ehrenb. Abh. Akad. Berlin 1841: 417, *pl.* 3, I, *f.* 10,
 1843.

Boyer, Diat. Phila. 83, *pl.* 21, *f.* 13 (as *Neidium affine Amphirhynchus*).

Fresh-water. Mayaguez, Rio Piedras, Porto Rico.—North America; Europe;
 Australia; New Zealand.

Neidium dubium (Ehrenb.) Cleve, Acta Soc. Faun. Fl. Fenn. 8²: 38. 1891.

Navicula dubia Ehrenb. Abh. Akad. Berlin 1841: 418, *pl.* 2, II, *f.* 8. 1843.

Boyer, Syn. N. Am. Diat. 322; A. Schmidt, Atlas *pl.* 49, *f.* 24.

Fresh-water. Near La Muda, Porto Rico.—Widely distributed.

NITZSCHIA

Hassall, Hist. Brit. Freshw. Alg. 1: 435. 1845.

Nitzschia Acula Hantzsch; Rab. Alg. Eur. no. 1104d. 1861.

Van Heurck, Syn. Diat. Belg. *pl.* 63, *f.* 4.

Marine. Fajardo, Porto Rico.—Europe.

Length 120 μ ; breadth 5 μ ; keel puncta 7 in 10 μ ; striae 38 in 10 μ .

Nitzschia acuminata (W. Smith) Grun.; Cleve & Grun. Sv. Vet.-Akad. Handl.
 II. 17²: 73. 1880.

Tryblionella acuminata W. Smith, Syn. Brit. Diat. 1: 36, *pl.* 10, *f.* 77. 1853.

Boyer, Syn. N. Am. Diat. 499; Boyer, Diat. Phila. 117, *pl.* 32, *f.* 13.

Marine and brackish-water. San Juan marshes, Porto Rico; St. Croix, St. Jan
 (Østrup).—Widely distributed.

Nitzschia acuta Cleve, Bih. Sv. Vet.-Akad. Handl. 5²: 13, *pl.* 3, *f.* 20. 1878.

Boyer, Syn. N. Am. Diat. 502.

Marine. Harbor of Christiansted, St. Croix; St. Thomas, St. Croix (Østrup);
 Virgin Islands (Cleve).—Jamaica; Australia.

Nitzschia amphibia Grun. Verh. Zool.-Bot. Ges. Wien 12: 574, *pl.* 18, *f.* 23.
 1862.

Boyer, Syn. N. Am. Diat. 521; Boyer, Diat. Phila. 122, *pl.* 32, *f.* 14, 25.

Fresh-water. Common in Porto Rico; St. Thomas, St. Croix, St. Jan (Østrup).—
 Widely distributed.

Nitzschia amphibia acutiuscula Grun. Sv. Vet.-Akad. Handl. II. 17²: 98.
 1880.

Van Heurck, Syn. Diat. Belg. *pl.* 68, *f.* 19-22.

Fresh-water. Porto Rico, with the type.—North America; Europe; Samoa.

- Nitzschia angularis** W. Smith, Syn. Brit. Diat. **1**: 40. *pl. 13, f. 117.* 1853.
 Boyer, Syn. N. Am. Diat. 511; Wolle, Diat. N. Am. *pl. 43, f. 24-26.*
 Marine. San Juan Bay, Gallardo Shoals, Porto Rico; harbor of Christiansted, St. Croix; St. Thomas, St. Croix (Østrup); Virgin Islands (Cleve).—Widely distributed.
- Nitzschia angularis affinis** Grun.; Van Heurck, Syn. Diat. Belg. 177. *pl. 62, f. 16.* 1881.
Nitzschia affinis Grun.; Cleve & Grun. Sv. Vet.-Akad. Handl. II. **17**: 89. 1880.
 Boyer, Syn. N. Am. Diat. 511.
 Marine. Mayaguez, Porto Rico; St. Thomas, St. Croix (Østrup).—Widely distributed.
- Nitzschia apiculata** (Greg.) Grun.; Schneider, Naturwiss. Beitr. 118. 1878.
Tryblionella apiculata Greg. Trans. Micr. Soc. Lond. II. **5**: 79. *pl. 1, f. 43.* 1857.
 Boyer, Syn. N. Am. Diat. 500; Van Heurck, Syn. Diat. Belg. 173. *pl. 58, f. 26, 27.*
 Brackish-water and fresh-water. Common in Porto Rico.—Widely distributed.
- Nitzschia attenuata** Østrup, Dansk Bot. Ark. **1**: 18. *pl. 1, f. 20.* 1913.
 Boyer, Syn. N. Am. Diat. 517.
 Marine. St. Croix (Østrup).—Known only from this locality.
- Nitzschia balatonis** Grun.; Cleve & Grun. Sv. Vet.-Akad. Handl. II. **17**: 70. 1880.
 Van Heurck, Syn. Diat. Belg. *pl. 57, f. 28.*
 Brackish-water and fresh-water. Common in Porto Rico.—Hungary.
- Nitzschia bombiformis** Grun.; Van Heurck, Syn. Diat. Belg. *pl. 58, f. 9.* 1881.
 Boyer, Syn. N. Am. Diat. 497.
 Marine. San Juan Bay, Fajardo, Porto Rico; St. Thomas (Østrup, as *N. constricta bombiformis*).—West Indies; Japan.
- Nitzschia Brittonii**, new species.
 Valves lanceolate. Keel very eccentric, with 9-10 carinal dots in 10 μ , the median replaced by a punctum which is surrounded by a semicircular hyaline area extending about one quarter of the breadth across the valve. Striae 26-28 in 10 μ , closely punctate. Length 35-40 μ . Breadth 8-9 μ . Named after the late Dr. Nathaniel L. Britton, long Director, New York Botanical Garden.
 Valvis lanceolatis; carina eccentrica, pseudonodulo centrali semicirculari; punctis carinalibus 9-10 in 10 μ ; striis punctatis 26-28 in 10 μ ; long. 35-40 μ , lat. 8-9 μ .
 Marine. San Juan Bay and marshes, Porto Rico. PLATE 7, FIG. 14.
 The hyaline area surrounding the punctum seems to be a true nodule. The diatom was observed in several collections.
- Nitzschia calida** Grun.; Cleve & Grun. Sv. Vet.-Akad. Handl. II. **17**: 75. 1880.
 Boyer, Syn. N. Am. Diat. 502; Van Heurck, Syn. Diat. Belg. *pl. 59, f. 4, 5.*
 Brackish-water and fresh-water. Common in Porto Rico; St. Thomas, St. Croix (Østrup).—Hungary.
- Nitzschia capitata** Østrup, Dansk Bot. Ark. **1**: 35. *pl. 1, f. 27.* 1913.
 Boyer, Syn. N. Am. Diat. 522.
 Marine. Mayaguez, Porto Rico; St. Croix (Østrup, fresh water).—Known only from these localities. PLATE 7, FIG. 15.

Nitzschia capitata is insufficiently described and poorly figured. The Porto Rico specimens have capitate apices and a very eccentric keel with variable keel-markings, 5-7 in 10 μ . The transverse striae are about 38 in 10 μ , and punctate, the puncta arranged to form oblique lines.

Nitzschia circumsuta (Bail.) Grun.; Möller, 400-Type Slide. 1868; Eiben, Jahresb. Naturhist. Ges. Hannover **20**: 40. 1871.

Surirella circumsuta Bail. Smithson. Contr. **2**³: 40. pl. 2, f. 36. 1851.

Boyer, Syn. N. Am. Diat. 503; Boyer, Diat. Phila. 118. pl. 32, f. 1.

Marine. San Juan marshes, Canal de Martin Peña, Porto Rico.—Atlantic coast of North America; Europe.

Nitzschia Clausii Hantzsch, Hedwigia **2**: 40. pl. 6, f. 7. 1860; Rab. Alg. Sachs. no. 944. 1860.

Boyer, Syn. N. Am. Diat. 515; Boyer, Diat. Phila. 121. pl. 32, f. 20.

Brackish-water and fresh-water. Common in Porto Rico; St. Croix (Østrup, as *N. Sigma Clausii*).—North America; Europe.

Nitzschia Closterium W. Smith, Syn. Brit. Diat. **1**: 42. pl. 15, f. 120. 1853.

Boyer, Syn. N. Am. Diat. 526; Wolle, Diat. N. Am. pl. 40, f. 10-13, 18.

Marine. Mayaguez, Canal de Martin Peña, Porto Rico.—Widely distributed.

Nitzschia communis abbreviata Grun.; Cleve & Grun. Sv. Vet.-Akad. Handl. II. **17**²: 97. 1880.

Van Heurck, Syn. Diat. Belg. 184. pl. 69, f. 35.

Brackish-water. San Juan, Porto Rico.—Europe.

Nitzschia commutata Grun.; Cleve & Grun. Sv. Vet.-Akad. Handl. II. **17**²: 79. 1880; Van Heurck, Syn. Diat. Belg. 175. pl. 59, f. 13, 14. 1881.

Elmore, Diat. Nebr. 139. pl. 19, f. 726-728, pl. 23, f. 858 (as *Homococladia commutata*).

Fresh-water. Porto Rico.—North America; Europe.

Nitzschia constricta (Greg.) Grun.; Cleve & Grun. Sv. Vet.-Akad. Handl. II. **17**²: 71. 1880.

Tryblionella constricta Greg. Quart. Jour. Micr. Sci. **3**: 40. pl. 4, f. 13. 1855.

H. & M. Perag. Diat. Mar. France 270. pl. 70, f. 8-10.

Marine. San Juan Bay and marshes, Porto Rico; St. Croix (Østrup).—Europe; Asia; Australia.

Nitzschia cursoria (Donk.) Norman, Trans. Micr. Soc. Lond. II. **8**: 67. 1860.

Bacillaria cursoria Donk. Trans. Micr. Soc. Lond. II. **6**: 26. pl. 3, f. 12. 1858.

Boyer, Syn. N. Am. Diat. 511; Van Heurck, Treatise 394. pl. 33, f. 879.

Marine. St. Croix (Østrup).—Atlantic coast of North America; Europe; Asia.

Nitzschia debilis (Arnott) Grun.; Cleve & Grun. Sv. Vet.-Akad. Handl. II. **17**²: 68. 1880.

Tryblionella debilis Arnott, Quart. Jour. Micr. Sci. II. **13**: 310. 1873.

Van Heurck, Syn. Diat. Belg. 172. pl. 57, f. 19, 20; A. Schmidt, Atlas pl. 332, f. 17.

Fresh-water. Quintana Spring, Porto Rico.—Europe.

Nitzschia delicatissima Cleve, Phytoplank. Atlantic 24. pl. 2, f. 22. 1897.

Marine. Canal de Martin Peña, Porto Rico.—North Atlantic Ocean, plankton.

- Nitzschia Denticula** Grun.; Cleve & Grun. Sv. Vet.-Akad. Handl. II. **17**: 82. 1880.
Boyer, Syn. N. Am. Diat. 506; Van Heurck, Syn. Diat. Belg. 175. *pl. 60, f. 10*.
Fresh-water. Common in Porto Rico.—Europe; Cuba.
- Nitzschia dissipata** (Kütz.) Rab. Alg. Sachs. no. 948. 1860.
Synedra dissipata Kütz. Bac. 64. *pl. 14, f. III*. 1844.
Boyer, Syn. N. Am. Diat. 512; Wolle, Diat. N. Am. *pl. 42, f. 19, 20*.
Marine. San Juan Bay, Porto Rico.—Widely distributed in fresh water.
- Nitzschia distans** Greg. Trans. Micr. Soc. Lond. II. **5**: 79. 1857; Trans. Roy. Soc. Edinb. **21**: 530. *pl. 14, f. 103*. 1857.
Boyer, Syn. N. Am. Diat. 512; Van Heurck, Syn. Diat. Belg. *pl. 62, f. 10*.
Marine. San Juan Bay, Porto Rico; harbor of Christiansted, St. Croix.—North America; Europe.
- Nitzschia diversecostata** Brun, Diatomiste **2**: 78. *pl. 5, f. 11*. 1894.
Boyer, Syn. N. Am. Diat. 525.
Marine. St. Thomas, St. Croix (Østrup).—Connecticut.
- Nitzschia fasciculata** Grun.; Van Heurck, Syn. Diat. Belg. 179. *pl. 66, f. 11-13*. 1881.
Nitzschia Sigma fasciculata Grun.; Schneider, Naturwiss. Beitr. 119. 1878.
Elmore, Diat. Nebr. 137. *pl. 19, f. 717* (as *Homoeocladia fasciculata*); Wolle, Diat. N. Am. *pl. 40, f. 14-17*.
Marine and brackish-water. Common in Porto Rico.—North America; Europe.
- Nitzschia fluminensis** Grun. Verh. Zool.-Bot. Ges. Wien **12**: 581. *pl. 18, f. 35*. 1862.
Boyer, Syn. N. Am. Diat. 510; Boyer, Diat. Phila. 120. *pl. 32, f. 16*.
Marine. Gallardo Shoals, Porto Rico; St. Croix (Østrup).—Atlantic coast of North America; Europe; Asia; Africa.
- Nitzschia Frauenfeldi** Grun.; Cleve & Grun. Sv. Vet.-Akad. Handl. II. **17**: 98. 1880.
Boyer, Syn. N. Am. Diat. 522; Van Heurck, Syn. Diat. Belg. *pl. 68, f. 18*.
Fresh-water. Common in Porto Rico; St. Thomas, St. Croix, St. Jan (Østrup).—Widely distributed.
- Nitzschia Frustulum** (Kütz.) Grun.; Cleve & Grun. Sv. Vet.-Akad. Handl. II. **17**: 98. 1880.
Synedra Frustulum Kütz. Bac. 63. *pl. 30, f. 77*. 1844.
Boyer, Syn. N. Am. Diat. 523; Van Heurck, Syn. Diat. Belg. 184. *pl. 68, f. 27-29*;
Elmore, Diat. Nebr. 143. *pl. 20, f. 758-760* (as *Homoeocladia Frustulum*).
Brackish-water. Common in Porto Rico.—North America; Europe.
- Nitzschia glabra** Østrup, Dansk Bot. Ark. **1**¹: 16. *pl. 1, f. 19*. 1913.
Boyer, Syn. N. Am. Diat. 499.
Marine. San Juan Bay, Ponce, Fajardo, Porto Rico; harbor of Christiansted, St. Croix; St. Croix (Østrup).—Known only from these localities.
Probably a form of *N. marginulata didyma*, which has a wide range in size and striation as found in the waters examined. Østrup fails to give the striation. Forms closely approximate to his figure have 29-30 striae and 14 keel-puncta in 10 μ .

Nitzschia Graeffei Grun.; Cleve, Bih. Sv. Vet.-Akad. Handl. **5**³: 20. *pl. 5, f. 32*. 1878; Jour. Roy. Micr. Soc. **3**: 394. *pl. 12, f. 4*. 1880.

Boyer, Syn. N. Am. Diat. 501.

Marine. San Juan Bay, Santa Isabel, Porto Rico; St. Thomas, St. Croix (Østrup).—Barbados; Jamaica; Colon; California; Samoa; Australia.

Nitzschia granulata Grun. Jour. Roy. Micr. Soc. **3**: 395. *pl. 12, f. 7*. 1880.

Boyer, Syn. N. Am. Diat. 496; Boyer, Diat. Phila. 116. *pl. 32, f. 3*.

Marine, brackish-water, and fresh-water. Common in Porto Rico.—Widely distributed.

The description in Grunow's paper cited antedates the description in Cleve & Grun. Sv. Vet.-Akad. Handl. II. **17**²: 68. Both papers were published in 1880, the first a few months earlier than the other.

Nitzschia Habirshawii Febiger; H. L. Smith, Type Slide *346*. 1877.

Boyer, Syn. N. Am. Diat. 515; H. & M. Perag. Diat. Mar. France 290. *pl. 74, f. 5* (as *N. Sigma Habirshawii*).

Marine. San Juan Bay, Porto Rico.—North America; Europe.

Named after Frederick Habirshaw. The spelling on Smith's slide is *Haber-shawii*.

Nitzschia hemistriata, new species.

Valves lanceolate, with rostrate ends. Keel eccentric with 6-7 carinal dots in 10 μ . Striae 36-37 in 10 μ , punctate, strongly marked but extending over only one half of the valve, the remaining area apparently structureless. Length 45-50 μ . Breadth 9-10 μ .

Valvis lanceolatis, apicibus rostratis; carina eccentrica; punctis carinalibus 6-7 in 10 μ ; striis punctatis 36-37 in 10 μ , abbreviatis; long. 45-50 μ , lat. 9-10 μ . Marine. Canal de Martin Peña, Porto Rico. PLATE 8, FIG. 1.

The structureless area is probably covered with still closer striae, but I have been unable to resolve them.

Nitzschia hungarica Grun. Verh. Zool.-Bot. Ges. Wien **12**: 568. *pl. 18, f. 31*. 1862.

Boyer, Syn. N. Am. Diat. 498; Wolle, Diat. N. Am. *pl. 44, f. 12, 13*.

Brackish-water and fresh-water. Common in Porto Rico; St. Thomas, St. Croix (Østrup).—North America; Europe; Asia; Africa.

Nitzschia incurva Grun.; Schneider, Naturwiss. Beitr. 120. 1878.

Van Heurck, Syn. Diat. Belg. *pl. 70, f. 13, 14*.

Marine. Canal de Martin Peña, Porto Rico.—Europe.

Nitzschia insignis Greg. Trans. Micr. Soc. Lond. II. **5**: 80. *pl. 1, f. 46*. 1857.

Boyer, Syn. N. Am. Diat. 508; Boyer, Diat. Phila. 119. *pl. 33, f. 8*.

Marine and brackish-water. Ponce, Carolina, Porto Rico.—Widely distributed.

Nitzschia insignis mediterranea Grun.; Cleve & Grun. Sv. Vet.-Akad. Handl. II. **17**²: 84. 1880.

Van Heurck, Syn. Diat. Belg. *pl. 61, f. 1*.

Marine. St. Thomas (Østrup).—Europe.

Nitzschia Jelineckii Grun. Verh. Zool.-Bot. Ges. Wien **13**: 144. *pl. 5, f. 4*. 1863.

Boyer, Syn. N. Am. Diat. 501; H. & M. Perag. Diat. Mar. France 268. *pl. 69, f. 19*.

Marine. Harbor of Christiansted, St. Croix; Virgin Islands (Cleve).—North America; Asia; West Indies.

- Nitzschia Kittoni** H. L. Smith, Am. Quart. Micr. Jour. **1**: 14. *pl. 3, f. 5.* 1878;
Type Slide 350.
- Boyer, Syn. N. Am. Diat. 512; Cleve, Vega-Exp. Iaktt. **3**: 492. *pl. 37, f. 68* (as *N. Denticula minor*); A. Schmidt, Atlas *pl. 351, f. 9-13* (as *N. Heideni*).
- Fresh-water. Porto Rico.—Venezuela; Curacao; Japan. PLATE 8, FIG. 2, 3.
N. Denticula minor and *N. Heideni* are apparently synonymous with *N. Kittoni*, which is abundant in the fresh-water streams of Porto Rico. It cannot be confused with *N. Denticula* Grun.
- Nitzschia lanceola** Grun.; Cleve & Grun. Sv. Vet.-Akad. Handl. II. **17**²: 68. 1880.
- Boyer, Syn. N. Am. Diat. 497; Van Heurck, Syn. Diat. Belg. *pl. 57, f. 6.*
- Marine. San Juan Bay and marshes, Porto Rico; harbor of Christiansted, St. Croix; St. Thomas, St. Croix, St. Jan (Østrup); St. Thomas (Cleve, as *Tryblionella lanceola*).—North America; Europe; Asia; Australia.
- Nitzschia lanceolata** W. Smith, Syn. Brit. Diat. **1**: 40. *pl. 14, f. 118.* 1853.
- Boyer, Syn. N. Am. Diat. 520; Van Heurck, Syn. Diat. Belg. **182**. *pl. 68, f. 1, 2.*
- Marine. San Juan Bay, Porto Rico; St. Thomas (Østrup).—North America; Europe; Asia.
- Nitzschia linearis** (Ag.) W. Smith, Syn. Brit. Diat. **1**: 39. *pl. 13, f. 110.* 1853.
- Frustulia linearis* Ag. acc. to W. Smith.
- Boyer, Syn. N. Am. Diat. 518; Boyer, Diat. Phila. **122**. *pl. 32, f. 18.*
- Fresh-water. Common in Porto Rico; St. Thomas, St. Croix, St. Jan (Østrup).—Widely distributed.
- Nitzschia linearis tenuis** (W. Smith) Brun, Diat. Alpes 107. *pl. 5, f. 25.* 1880.
- Nitzschia tenuis* W. Smith, Syn. Brit. Diat. **1**: 40. *pl. 13, f. 111.* 1853.
- Boyer, Syn. N. Am. Diat. 518; Van Heurck, Syn. Diat. Belg. **181**. *pl. 67, f. 16.*
- Fresh-water. Common in Porto Rico.—North America; Europe.
- Nitzschia littoralis** Grun.; Cleve & Grun. Sv. Vet.-Akad. Handl. II. **17**²: 75. 1880.
- Van Heurck, Syn. Diat. Belg. *pl. 59, f. 1-3*; H. & M. Perag. Diat. Mar. France **267**. *pl. 69, f. 18.*
- Brackish-water and fresh-water. Santa Isabel, La Muda, Porto Rico.—North America; Europe.
- Nitzschia longissima** (Bréb.) Grun. Verh. Zool.-Bot. Ges. Wien **12**: 581. 1862.
- Ceratoneis longissima* Bréb.; Kütz. Sp. Alg. 891. 1849.
- Boyer, Syn. Am. Diat. 526; Wolle, Diat. N. Am. *pl. 40, f. 2.*
- Marine. Fajardo, Porto Rico; St. Thomas, St. Croix, St. Jan (Østrup).—North America; Europe; Asia; Australia.
- Nitzschia macilenta** Greg.; Grev. Quart. Jour. Micr. Sci. **7**: 83. *pl. 6, f. 8, 9.* 1859.
- Boyer, Syn. N. Am. Diat. 513; Boyer, Diat. Phila. **120**. *pl. 33, f. 7.*
- Marine. Canal de Martin Peña, Porto Rico.—Atlantic coast of North America; Europe.
- Nitzschia marginulata** Grun.; Cleve & Grun. Sv. Vet.-Akad. Handl. II. **17**²: 72. *pl. 5, f. 93.* 1880.
- Boyer, Syn. N. Am. Diat. 499; Van Heurck, Syn. Diat. Belg. *pl. 53, f. 13.*
- Marine. San Juan Bay, Porto Rico; St. Croix (Østrup).—North America; Europe; Asia; Australia.

Nitzschia marginulata didyma Grun.; Cleve & Grun. Sv. Vet.-Akad. Handl. II. 17²: 72. 1880.

Boyer, Syn. N. Am. Diat. 499; H. & M. Perag. Diat. Mar. France *pl. 70, f. 16*; Van Heurck, Syn. Diat. Belg. *pl. 58, f. 14, 15*.

Marine. Common in Porto Rico; St. Thomas, St. Croix (Østrup).—North America; Europe; Asia; Australia.

I have included herein forma *minuta* Grun. and forma *parva* Grun., which are the same and merely small forms with finer striation. *N. marginulata didyma* is very variable in size and striation, the latter on small forms being as close as 36 in 10 μ . Keel-puncta uniformly about one half the number of striae.

Nitzschia marginulata subconstricta Grun.; Cleve & Grun. Sv. Vet.-Akad. Handl. II. 17²: 72. 1880.

Boyer, Syn. N. Am. Diat. 499; A. Schmidt, Atlas *pl. 331, f. 2, 3*; Van Heurck, Syn. Diat. Belg. *pl. 58, f. 12*.

Marine. San Juan Bay, Porto Rico; harbor of Christiansted, St. Croix; St. Thomas (Østrup).—North America; Europe; Asia.

Nitzschia maxima Grun.; Van Heurck, Syn. Diat. Belg. *pl. 65, f. 1, 2*. 1881.

Nitzschia Sigma maxima Grun.; Schneider, Naturwiss. Beitr. 118. 1878.

A. Schmidt, Atlas *pl. 352, f. 9-11*; H. & M. Perag. Diat. Mar. France 289. *pl. 74, f. 1, 2*.

Marine. San Juan Bay, Porto Rico.—Europe; Asia.

The great size, more than 500 μ in length, together with the coarse striation and keel-markings, warrant the separation of this diatom from *N. Sigma*. The striae are 15 in 10 μ ; the keel-markings 2-3 in 10 μ .

Nitzschia microcephala Grun.; Cleve & Grun. Sv. Vet.-Akad. Handl. II. 17²: 96. 1880.

Van Heurck, Syn. Diat. Belg. 183. *pl. 69, f. 21*; Van Heurck, Treatise 402. *pl. 17, f. 558*.

Brackish-water. San Juan Bay, Porto Rico.—Europe.

Nitzschia miramarensis, new species.

Valves linear, narrow, slightly sigmoid at the semi-capitate ends. Keel eccentric, inflexed at the middle, and at the inflexion a hyaline space or pseudo-nodule extending half way or more towards the opposite margin. Carinal dots 5-6 in 10 μ . Striae 20 in 10 μ , punctate. Length 140-150 μ . Breadth 5-6 μ .

Valvis linearibus elongatis, apicibus subcapitatis; caulina eccentrica, medio inflexa, pseudonodulo centrali transversale prolongato; punctis carinalibus 5-6 in 10 μ ; striis punctatis 20 in 10 μ ; long. 140-150 μ , lat. 5-6 μ .

Marine. Marsh at Miramar, Porto Rico. PLATE 8, FIG. 4, 5.

In outline and keel it is close to the forms figured in Schmidt's Atlas *pl. 336, f. 28-30*, but it has coarser striation and the pseudo-nodule is more distinct. It is not a variety of *Homoeocladia Vidovichii* Grun., which is in mucous tubes and has an almost central keel.

Nitzschia Novae-Hollandiae Grun.; Cleve & Grun. Sv. Vet.-Akad. Handl. II. 17²: 73. 1880.

Boyer, Syn. N. Am. Diat. 499; Van Heurck, Syn. Diat. Belg. *pl. 58, f. 18*.

Brackish-water. Near Park Loiza, Porto Rico; St. Croix (Østrup).—West Indies; Australia.

Nitzschia obtusa W. Smith, Syn. Brit. Diat. 1: 39. *pl. 13, f. 109*. 1853.

Boyer, Syn. N. Am. Diat. 516; Boyer, Diat. Phila. 121. *pl. 39, f. 16*; Van Heurck, Syn. Diat. Belg. 180. *pl. 67, f. 1*.

Marine and brackish-water. Porto Rico.—Widely distributed.

Typical examples of *N. obtusa* are rare in Porto Rican waters, but numerous varieties are abundantly distributed throughout the mangrove marshes.

Nitzschia obtusa brevissima Grun.; Van Heurck, Syn. Diat. Belg. 180. *pl.* 67, *f.* 4. 1881.

Fresh-water. Quintana Spring, Porto Rico; St. Croix (Østrup).—Europe.

Nitzschia obtusa lata, new variety.

Valves linear, with parallel margins. Keel eccentric, inflexed at the middle, with 5-6 carinal dots in 10 μ . Striae 33-34 in 10 μ at the ends, becoming coarser towards the middle where they are about 28 in 10 μ . Striae punctate. Length 125-210 μ . Breadth 15-17 μ .

Valvis linearibus, quam typo latioribus; carina eccentrica, medio inflexa; punctis carinalibus 5-6 in 10 μ ; striis transversis punctatis 33-34 in 10 μ , medianis circiter 28 in 10 μ ; long. 125-210 μ , lat. 15-17 μ .

Marine. Common in the mangrove marshes at San Juan, Porto Rico. PLATE 8, FIG. 6, 7.

This large variety of *N. obtusa* is relatively very broad for its length. It has the ends of var. *scalpelliformis*. The striation is variable and coarser in the middle. At the ends it is closer, in one specimen observed, 37-38 in 10 μ , but nevertheless strongly marked. This diatom is abundant in many collections and the most numerous representative of the species in Porto Rican waters,

Nitzschia obtusa scalpelliformis Grun.; Cleve & Grun. Sv. Vet.-Akad. Handl. II. 17²: 92. 1880.

Boyer, Syn. N. Am. Diat. 517; Boyer, Diat. Phila. 121. *pl.* 32, *f.* 17.

Marine, brackish-water and fresh-water. San Juan Bay, Mayaguez, Salinas, Porto Rico; St. Thomas, St. Croix (Østrup).—North America; Europe.

Nitzschia obtusa undulata, new variety.

Valves linear, with drawn-out obtuse ends. Margins more or less undulate, inflexed at the middle. Keel eccentric, following the margin, and also inflexed. Carinal dots 6-8 in 10 μ . Striae 26-30 in 10 μ and punctate. Length 90-110 μ . Breadth 6-8 μ .

Valvis linearibus, apicibus productis obtusisque; margine undulato, medio inflexo; carina eccentrica medio inflexa; punctis carinalibus 6-8 in 10 μ ; striis punctatis 26-30 in 10 μ ; long. 90-110 μ , lat. 6-8 μ .

Marine. Marshes at Martin Peña and Santurce, Porto Rico. PLATE 8, FIG. 8, 9.

Nitzschia Palea (Kütz.) W. Smith, Syn. Brit. Diat. 2: 89. 1856.

Synedra Palea Kütz. Bac. 63. *pl.* 3, *f.* XXVII, *pl.* 4, *f.* II. 1844.

Boyer, Syn. N. Am. Diat. 521; Boyer, Diat. Phila. 122. *pl.* 32, *f.* 15.

Fresh-water. Coamo River, Porto Rico; St. Thomas, St. Croix, St. Jan (Østrup).—Widely distributed.

Nitzschia Palea fonticola Grun.; Cleve & Grun. Sv. Vet.-Akad. Handl. II. 17²: 97. 1880.

Van Heurck, Syn. Diat. Belg. 183. *pl.* 69, *f.* 15-20.

Fresh-water. Collazo River, Porto Rico.—Europe.

Nitzschia Palea minuta (Bleisch) Grun.; Van Heurck, Syn. Diat. Belg. *pl.* 69, *f.* 23. 1881.

Nitzschia minuta Bleisch; Rab. Alg. Sachs. no. 950. 1860.

Fresh-water. Virgin Islands (Østrup).—Europe; Asia.

Nitzschia Palea tenuirostris Grun.; Van Heurck, Syn. Diat. Belg. 183. *pl. 69, f. 31.* 1881.

Fresh-water. St. Croix (Østrup).—Europe; Asia.

Nitzschia panduriformis Greg. Trans. Roy. Soc. Edinb. 21: 529. *pl. 14, f. 102.* 1857.

Boyer, Syn. N. Am. Diat. 497; Wolle, Diat. N. Am. *pl. 44, f. 3, 4, 9.*

Marine. San Juan Bay, Gallardo Shoals, Porto Rico; harbor of Christiansted, St. Croix; St. Thomas, St. Croix (Østrup).—Widely distributed. **PLATE 8, FIG. 10.**

Nitzschia panduriformis continua Grun.; Cleve & Grun. Sv. Vet.-Akad. Handl. II. 17²: 71. 1880.

Boyer, Syn. N. Am. Diat. 498; Van Heurck, Syn. Diat. Belg. *pl. 58, f. 6.*

Marine. Harbor of Christiansted, St. Croix.—North America; Asia.

Nitzschia panduriformis delicatula Grun.; Cleve & Grun. Sv. Vet.-Akad. Handl. II. 17²: 71. 1880.

Boyer, Syn. N. Am. Diat. 498; Van Heurck, Syn. Diat. Belg. *pl. 58, f. 5.*

Marine. St. Croix (Østrup).—North America; Europe.

Nitzschia panduriformis lata (Witt) Grun.; Cleve & Grun. Sv. Vet.-Akad. Handl. II. 17²: 71. 1880.

Nitzschia lata Witt, Jour. Mus. Godef. 1¹: 66. *pl. 8, f. 6.* 1873.

Marine. Virgin Islands (Cleve).—West Indies; Tahiti.

Nitzschia panduriformis minor Grun.; Cleve & Grun. Sv. Vet.-Akad. Handl. II. 17²: 71. 1880.

Boyer, Syn. N. Am. Diat. 498; Boyer, Diat. Phila. 117. *pl. 32, f. 5.*

Marine. San Juan Bay, Fajardo, Porto Rico; St. Thomas, St. Croix (Østrup).—North America; Europe.

Nitzschia paxillifera (O. F. Müll.) Heib. Consp. Crit. Diat. Dan. 113. 1863.
Vibrio paxillifer O. F. Müll. Animal Inf. 54. *pl. 7, f. 3-7.* 1786.

Boyer, Syn. N. Am. Diat. 509; Boyer, Diat. Phila. 119. *pl. 33, f. 13, 14.*

Brackish-water and fresh-water. Common in Porto Rico.—Widely distributed.

Müller's clear description and figures of this diatom leave no uncertainty about its identity, although the later name *Bacillaria paradoxa* Gmel. has been more generally used. In Porto Rico, it is found frequently in fresh water at high altitudes. An almost pure collection was made at Road 9, K. 12.6, from the La Plata River, and was typical in every respect. Occasionally, however, the forms in fresh water are somewhat modified in outline; either slightly undulate or slightly arcuate.

Nitzschia perversa Grun. Jour. Roy. Micr. Soc. 3: 395. *pl. 12, f. 6.* 1880.

A. Schmidt, Atlas *pl. 350, f. 9.*

Marine. Mangrove marshes, Porto Rico.—Colon; Brazil; Sierra Leone. **PLATE 8, FIG. 11, 12.**

The striae are about 34 in 10 μ with every second or third one more strongly marked, usually for a uniform short distance, and thus appearing with low magnification, as a narrow band of coarse striae. The band is usually on one side of the valve only, but occasionally on both sides or entirely across the valve. The great majority of the Porto Rican forms have in addition, a distinct, longitudinal, folding line. When the latter is absent, and the band of emphasized striae is on one side only, the specimens are exactly like Schmidt's figure.

Nitzschia plana W. Smith, Syn. Brit. Diat. 1: 42. *pl. 15, f. 114.* 1853.
Boyer, Syn. N. Am. Diat. 500; Boyer, Diat. Phila. 117. *pl. 32, f. 2.*
Marine and brackish-water. St. Thomas (Cleve).—Widely distributed.

Nitzschia ponciensis, new species.

Valves linear, slightly constricted in the middle, with somewhat rostrate, cuneate ends. Keel eccentric, with distinct puncta 16–17 in 10 μ , the median missing and replaced by a pseudo-nodule. Longitudinal fold about one third the breadth of the valve. Striae 27–30 in 10 μ . Length 24–28 μ . Breadth 4–5 μ .

Valvis linearibus, medio constrictis, apicibus subrostratis; carina eccentrica; punctis carinalibus 16–17 in 10 μ , mediis pseudonodulum formantibus; plica longitudinali lata; striis 27–30 in 10 μ ; long. 24–28 μ , lat. 4–5 μ .

Marine. Naval Dock San Juan Bay, Ponce, Porto Rico. PLATE 8, FIG. 13.

Appears like a small variety of *N. hungarica* Grun., but the keel-puncta and striation are far beyond the range of that species.

Nitzschia punctata (W. Smith) Grun.; Schneider, Naturwiss. Beitr. 117. 1878.
Tryblionella punctata W. Smith, Syn. Brit. Diat. 1: 36. *pl. 30, f. 261.* 1853.
Van Heurck, Syn. Diat. Belg. 171. *pl. 57, f. 2*; Wolle, Diat. N. Am. *pl. 44, f. 20–22.*
Marine and brackish-water. Common in Porto Rico; St. Thomas (Cleve).—Europe.

I do not consider *N. punctata* as synonymous with *N. compressa* (Bail.) Boyer. My specimens of the former invariably have acuminate to acuminate-apiculate apices, and 10–11 striae in 10 μ .

Nitzschia punctata coarctata Grun.; Cleve & Grun. Sv. Vet.-Akad. Handl. II. 17²: 68. 1880.

Van Heurck, Syn. Diat. Belg. *pl. 57, f. 4*; A. Schmidt, Atlas *pl. 330, f. 16.*
Marine. San Juan Bay, Porto Rico.—Europe; Asia.

Nitzschia Quickiana, new species.

Valves linear-lanceolate, with attenuate, subcapitate ends that are slightly sigmoid. Keel eccentric, with prolonged puncta 4–6 in 10 μ . Striae 37–38 in 10 μ composed of puncta forming also oblique striae about 28 in 10 μ . Length 70–105 μ . Breadth 6–7 μ . Named after Dr. Bert E. Quick, Professor of Biology, Westminster College, New Wilmington, Pa.

Valvis lineari-lanceolatis, apicibus subcapitato-attenuatis leniter sigmoideis; carina eccentrica; punctis prolongatis, 4–6 in 10 μ ; striis punctatis, transversis 37–38 in 10 μ , obliquis 28 in 10 μ ; long. 70–105 μ , lat. 6–7 μ .

Marine. Mangrove marsh at Miramar, Porto Rico. PLATE 8, FIG. 14.

At intervals there are more strongly emphasized striae, which break the striation into a series of sections. Abundant in the collection mentioned and observed in several others.

Nitzschia recta Hantzsch; Rab. Alg. Eur. no. 1283a. 1862.

Boyer, Syn. N. Am. Diat. 519; Van Heurck, Syn. Diat. Belg. *pl. 67, f. 17, 18.*
Brackish-water and fresh-water. Near Carolina, Porto Rico; St. Thomas, St. Croix, St. Jan (Østrup).—Europe; Asia; Greenland.

Nitzschia reversa W. Smith, Syn. Brit. Diat. 1: 43. *pl. 15, f. 121.* 1853.
Boyer, Syn. N. Am. Diat. 525; Boyer, Diat. Phila. 123. *pl. 33, f. 11.*
Marine. Canal de Martín Peña, Porto Rico.—North America; Europe.

Nitzschia scalaris (Ehrenb.) W. Smith, Syn. Brit. Diat. **1**: 39. *pl. 14, f. 115*. 1853.

Synedra scalaris Ehrenb. Abh. Akad. Berlin **1841**: 425. *pl. 2, II, f. 18*. 1843.

Boyer, Syn. N. Am. Diat. 507; Boyer, Diat. Phila. 119. *pl. 33, f. 6*.

Marine, brackish-water, and fresh-water. San Juan marshes, Quintana Spring, Virella Spring, Porto Rico.—Widely distributed.

Nitzschia scalaris minor Grun.; Cleve & Grun. Sv. Vet.-Akad. Handl. II. **17**: 83. 1880.

Boyer, Syn. N. Am. Diat. 507.

Brackish-water. Laguna San José, Porto Rico.—Delaware River; Samoa.

Nitzschia seriata Cleve, Vega-Exp. Iaktt. **3**: 478. *pl. 38, f. 75*. 1883.

Boyer, Syn. N. Am. Diat. 526.

Marine. Canal de Martin Peña, Porto Rico.—Plankton, widely distributed. Abundant in February, 1928, in the Canal de Martin Peña.

Nitzschia Sigma (Kütz.) W. Smith, Syn. Brit. Diat. **1**: 39. *pl. 13, f. 108*. 1853.

Synedra Sigma Kütz. Bac. 67. *pl. 30, f. 14*. 1844.

Boyer, Syn. N. Am. Diat. 514; Boyer, Diat. Phila. 121. *pl. 39, f. 13*.

Marine and brackish-water. San Juan marshes, Porto Rico; harbor of Christiansted, St. Croix; Virgin Islands (Cleve).—Widely distributed.

Fairly abundant, also, in the fresh water of the Coamo Springs.

Nitzschia Sigma intercedens Grun.; Schneider, Naturwiss. Beitr. 119. 1878.

Boyer, Syn. N. Am. Diat. 515; Van Heurck, Syn. Diat. Belg. 179. *pl. 66, f. 1*.

Marine. San Juan Bay, Porto Rico; St. Jan (Østrup).—North America; Europe.

Nitzschia Sigma rigida (Kütz.) Grun.; Schneider, Naturwiss. Beitr. 119. 1878.

Amphipleura rigida Kütz. Bac. 104. *pl. 4, f. XXX*. 1844.

Boyer, Syn. N. Am. Diat. 515; Van Heurck, Syn. Diat. Belg. 179. *pl. 66, f. 2*.

Marine and brackish-water. San Juan marshes, Carolina, Porto Rico; St. Thomas, St. Croix (Østrup).—North America; Europe.

Nitzschia Sigma rigidula Grun.; Van Heurck, Syn. Diat. Belg. 179. *pl. 66, f. 8*. 1881.

Boyer, Syn. N. Am. Diat. 515.

Marine, brackish-water, and fresh-water. Porto Rico; St. Croix (Østrup).—North America; Europe.

Nitzschia Sigma Sigmatella Grun.; Schneider, Naturwiss. Beitr. 119. 1878. (Not *N. Sigmatella* Greg.)

Van Heurck, Syn. Diat. Belg. 179. *pl. 66, f. 6*.

Marine. San Juan marshes, Porto Rico.—Europe.

Forma *elongata*, figured in Van Heurck, *pl. 66, f. 7*, was also observed in plankton from the Canal de Martin Peña, Porto Rico. The length of the diatom was 500 μ ; breadth 5 μ ; keel-puncta 9–10 in 10 μ ; striae 26–27 in 10 μ .

Nitzschia sigmoidea (Nitzsch) W. Smith, Syn. Brit. Diat. **1**: 38. *pl. 13, f. 104*. 1853.

Bacillaria sigmoidea Nitzsch, Neue Schrift. Nat. Ges. Halle **3**: 104. *pl. 6, f. 4-6*. 1817.

Boyer, Syn. N. Am. Diat. 513; Van Heurck, Syn. Diat. Belg. 178. *pl. 63, f. 5-7*.

Brackish-water. Salinas, Porto Rico.—North America; Europe.

Nitzschia sigmoidea armoricana (Kütz.) Grun.; Cleve & Grun. Sv. Vet.-Akad. Handl. II. 17²: 91. 1880.

Synedra armoricana Kütz. Bac. 67. pl. 4, f. XXXIV. 1844.

Van Heurck, Syn. Diat. Belg. pl. 63, f. 8.

Brackish-water and fresh-water. Common in Porto Rico.—Europe.

Nitzschia socialis Greg. Trans. Micr. Soc. Lond. II. 5: 80. pl. 1, f. 45. 1857.

Boyer, Syn. N. Am. Diat. 509; H. & M. Perag. Diat. Mar. France 280. pl. 72, f. 7, 8. Marine. St. Thomas (Østrup).—West Indies; Europe; Africa; Greenland.

Nitzschia spectabilis (Ehrenb.) Ralfs; Pritchard, Infusoria 782. 1861.

Synedra spectabilis Ehrenb. Abh. Akad. Berlin 1841: 389. pl. 1, II, f. 19. 1843.

Boyer, Syn. N. Am. Diat. 517; Wolle, Diat. N. Am. pl. 40, f. 1.

Brackish-water. Martin Peña, Porto Rico; St. Croix (Østrup).—North America; Europe; Africa.

Nitzschia stagnorum Rab. Alg. Sachs. no. 625. 1857.

Boyer, Syn. N. Am. Diat. 503; Van Heurck, Syn. Diat. Belg. pl. 59, f. 24.

Fresh-water. Porto Rico; Virgin Islands (Østrup).—North America; Europe; Asia; Africa.

Nitzschia thermalis (Kütz.) Auersw.; Rab. Alg. Eur. no. 1064a. 1861.

Surirella thermalis Kütz. Bac. 60. pl. 3, f. XLVI. 1844.

Van Heurck, Syn. Diat. Belg. 174. pl. 59, f. 20.

Brackish-water and fresh-water. Ditches and spring at Santurce, Porto Rico; St. Croix, St. Jan (Østrup).—Europe; Asia; Africa.

Nitzschia thermalis minor Hilse; Rab. Alg. Eur. no. 1266. 1862; Ber. Schles. Ges. Väterl. Cult. 67. 1863.

Boyer, Syn. N. Am. Diat. 503; Van Heurck, Syn. Diat. Belg. pl. 59, f. 22.

Fresh-water. Near Carolina, Porto Rico.—North America; Europe.

Nitzschia Tryblionella Hantzsch; Rab. Alg. Sachs. no. 984. 1860; Rab. Alg. Eur. no. 1502. 1863.

Boyer, Syn. N. Am. Diat. 495; Boyer, Diat. Phila. 116, pl. 32, f. 8; Van Heurck, Syn. Diat. Belg. 171. pl. 57, f. 9, 10.

Brackish-water and fresh-water. Porto Rico; St. Thomas (Østrup).—Widely distributed.

Abundant throughout the fresh and brackish waters of Porto Rico, and in numerous variations.

Nitzschia Tryblionella levidensis (W. Smith) Grun.; Cleve & Grun. Sv. Vet.-Akad. Handl. II. 17²: 70. 1880.

Tryblionella levidensis W. Smith, Syn. Brit. Diat. 2: 89. 1856.

Boyer, Syn. N. Am. Diat. 495; Wolle, Diat. N. Am. pl. 44, f. 8; Van Heurck, Syn. Diat. Belg. 171. pl. 57, f. 15.

Fresh-water. Common in Porto Rico.—North America; Europe.

Nitzschia Tryblionella salinarum Grun.; Cleve & Grun. Sv. Vet.-Akad. Handl. II. 17²: 70. 1880.

Boyer, Syn. N. Am. Diat. 495; Van Heurck, Syn. Diat. Belg. pl. 57, f. 18.

Fresh-water. Porto Rico.—North America; Europe; Samoa.

Nitzschia Tryblionella subsalina (O'Meara) Grun.; Cleve & Grun. Sv. Vet.-Akad. Handl. II. **17**: 69. 1880.

Tryblionella subsalina O'Meara, Quart. Jour. Micr. Sci. II. **12**: 310. 1872.

A. Schmidt, Atlas *pl.* 332, *f.* 15.

Fresh-water. Porto Rico.—Europe.

Nitzschia Tryblionella Victoriae Grun.; Cleve & Grun. Sv. Vet.-Akad. Handl. II. **17**: 69. 1880.

Tryblionella Victoriae Grun. Verh. Zool.-Bot. Ges. Wien **12**: 553. *pl.* 18, *f.* 34. 1862.

Boyer, Syn. N. Am. Diat. 495; Van Heurck, Syn. Diat. Belg. *pl.* 57, *f.* 14.

Fresh-water. Common in Porto Rico; St. Croix (Østrup).—North America; Europe.

Nitzschia valida Cleve & Grun.; Cleve, Bih. Sv. Vet.-Akad. Handl. **5**: 12. *pl.* 3, *f.* 19. 1878.

Boyer, Syn. N. Am. Diat. 516; Wolle, Diat. N. Am. *pl.* 42, *f.* 1-3.

Marine. Gallardo Shoals, Porto Rico; St. Thomas (Østrup); Virgin Islands (Cleve).—Campeche Bay; Colon; Europe; Asia.

Nitzschia ventricosa Kitton, Mo. Micr. Jour. **10**: 206. *pl.* 38, *f.* 5. 1873.

Boyer, Syn. N. Am. Diat. 525; H. L. Smith, Type Slide 374.

Marine. San Juan Bay, Porto Rico; harbor of Christiansted, St. Croix.—West Indies; Florida; Asia.

Nitzschia vitrea Norman, Trans. Micr. Soc. Lond. II. **9**: 7. *pl.* 2, *f.* 4. 1861.

Boyer, Syn. N. Am. Diat. 519; Van Heurck, Syn. Diat. Belg. **181**. *pl.* 67, *f.* 10, 11; Wolle, Diat. N. Am. *pl.* 42, *f.* 16, 21, 23.

Brackish-water and fresh-water. Southern thermal springs and ditches, Porto Rico.—Europe; Greenland.

Nitzschia vitrea salinarum Grun. Verh. Zool.-Bot. Ges. Wien **12**: 566. 1862.

Van Heurck, Syn. Diat. Belg. 182. *pl.* 67, *f.* 12.

Fresh-water. Southern thermal springs, Porto Rico.—Europe.

Nitzschia vivax W. Smith, Syn. Brit. Diat. **1**: 41. *pl.* 31, *f.* 267. 1853.

Boyer, Syn. N. Am. Diat. 510; Wolle, Diat. N. Am. *pl.* 44, *f.* 14, 15.

Brackish-water. Near Park Loiza and near Guayama, Porto Rico.—North America; Europe.

OPEPHORA

P. Petit, Miss. Sci. Cap Horn Bot. **5**: 130. 1889.

Opephora pacifica (Grun.) P. Petit, Miss. Sci. Cap Horn Bot. **5**: 131. 1889.

Fragilaria pacifica Grun. Verh. Zool.-Bot. Ges. Wien **12**: 373. *pl.* 5, *f.* 19. 1862.

Boyer, Syn. N. Am. Diat. 182; Boyer, Diat. Phila. **43**. *pl.* 10, *f.* 18.

Marine. San Juan Bay, Porto Rico; Virgin Islands (Cleve).—Probably widely distributed, but not abundant.

Opephora Schwartzii (Grun.) P. Petit; Pelletan, Les Diat. **2**: 88. *f.* 345. 1889.

Fragilaria Schwartzii Grun. Verh. Zool.-Bot. Ges. Wien **13**: 143. *pl.* 5, *f.* 7. 1863.

Boyer, Syn. N. Am. Diat. 182; Boyer, Diat. Phila. **43**. *pl.* 10, *f.* 16, 19; Temp. & Perag. Diat. Monde Entier ed. 2. 453. *slide* 932.

Marine. Porto Rico (Temp. & Perag).—Probably widely distributed, but not abundant.

PINNULARIA

Ehrenb. Ber. Akad. Berlin 1840: 213. 1840.

Pinnularia acrosphaeria (Bréb.) Cleve, Sv. Vet.-Akad. Handl. II. 27³: 86. 1895.

Frustulia acrosphaeria Bréb. Consid. Diat. 19. 1838.

Boyer, Syn. N. Am. Diat. 441; Boyer, Diat. Phila. 108. *pl. 30, f. 7.*

Fresh-water. Common in Porto Rico.—North America; South America; Europe.

Pinnularia ambigua Digitus (A. Schmidt) Cleve, Sv. Vet.-Akad. Handl. II. 27³: 95. 1895.

Amphora Digitus A. Schmidt, Atlas *pl. 26, f. 30.* 1875.

Boyer, Syn. N. Am. Diat. 453.

Marine. St. Thomas (Østrup).—Europe; Asia.

Pinnularia appendiculata (Ag.) Cleve, Sv. Vet.-Akad. Handl. II. 27³: 75. 1895.

Frustulia appendiculata Ag. Ic. Alg. Eur. *pl. 1.* 1828.

Boyer, Syn. N. Am. Diat. 432; Boyer, Diat. Phila. 106. *pl. 29, f. 18;* Van Heurck, Syn. Diat. Belg. 79. *pl. 6, f. 18-20* (corrected in errata).

Fresh-water. Common in Porto Rico.—Widely distributed.

Pinnularia appendiculata budensis (Grun.) Cleve, Sv. Vet.-Akad. Handl. II. 27³: 75. 1895.

Navicula budensis Grun.; Van Heurck, Syn. Diat. Belg. *pl. 6, f. 27, 28.* 1880.

Fresh-water. Coamo Springs, Porto Rico.—Europe; New Zealand.

Pinnularia borealis Ehrenb. Abh. Akad. Berlin 1841: 420. *pl. 1, II, f. 6.* 1843.

Boyer, Syn. N. Am. Diat. 437; Boyer, Diat. Phila. 109. *pl. 30, f. 22; pl. 31, f. 12.*

Fresh-water. Porto Rico.—Widely distributed.

Pinnularia borealis linearis (Hérib.) Østrup, Dansk Bot. Ark, 1¹: 31. 1913.

Navicula borealis linearis Hérib. Diat. Foss. Auv. 3: 45. *pl. 13, f. 20.* 1908.

Fresh-water. St. Croix, St. Jan (Østrup).—Europe.

Pinnularia borealis scalaris (Ehrenb.) Cleve, Sv. Vet.-Akad. Handl. II. 27³: 81. 1895.

Stauroptera scalaris Ehrenb. Abh. Akad. Berlin 1841: 423. *pl. 4, II, f. 3.* 1843.

Boyer, Syn. N. Am. Diat. 437; Boyer, Diat. Phila. 109. *pl. 30, f. 24.*

Fresh-water. Road 1, K. 13.8, Porto Rico.—North America.

Pinnularia Brebissonii (Kütz.) Cleve, Sv. Vet.-Akad. Handl. II. 27³: 78. 1895.

Navicula Brebissonii Kütz. Bac. 93. *pl. 3, f. XLIX.* 1844.

Boyer, Syn. N. Am. Diat. 435; Boyer, Diat. Phila. 107. *pl. 29, f. 12; pl. 31, f. 11.*

Fresh-water. Porto Rico.—North America; Europe.

Pinnularia cruciformis (Donk.) Cleve, Sv. Vet.-Akad. Handl. II. 27³: 97. 1895.

Navicula cruciformis Donk. Quart. Jour. Micr. Sci. II. 1: 10. *pl. 1, f. 7.* 1861.

Boyer, Syn. N. Am. Diat. 452; Wolle. Diat. N. Am. *pl. 24, f. 19.*

Marine. San Juan Bay, Porto Rico; Virgin Islands (Cleve).—North and South America; Europe; Asia.

Pinnularia distinguenda Cleve, Sv. Vet.-Akad. Handl. II. 27^o: 92. 1895.

Pinnularia viridis distinguenda Cleve, Acta Soc. Faun. Fl. Fenn. 8^o: 22. pl. 1, f. 1. 1891.

Fresh-water. Coamo Springs, Porto Rico.—Widely distributed.

Pinnularia Esox Cleve, Acta Soc. Faun. Fl. Fenn. 8^o: 24. pl. 1, f. 3. 1891.

Boyer, Syn. N. Am. Diat. 444; Meister, Beitr. Krypt.-Fl. Schweiz 4¹: 152. pl. 24 f. 5; Cleve, Sv. Vet.-Akad. Handl. II. 27^o: 90.

Fresh-water. Near Hormigueros, Porto Rico.—North America; Europe.

Pinnularia Floridae Brun, Diatomiste 2: pl. 17, f. 107, 108. 1895.

Boyer, Syn. N. Am. Diat. 451; A. Schmidt, Atlas pl. 45, f. 13 (not named).

Marine and brackish-water. Common in Porto Rico.—Atlantic coast of North America.

Pinnularia icostauron (Grun.) Cleve, Sv. Vet.-Akad. Handl. II. 27^o: 93. 1895.

Navicula icostauron Grun.; Cleve & Grun. Sv. Vet.-Akad. Handl. II. 17^o: 27. pl. 1, f. 14. 1880.

Boyer, Syn. N. Am. Diat. 448.

Fresh-water. Spring at Road 4, K. 11, Porto Rico.—North America; Europe; Greenland.

Pinnularia interrupta W. Smith, Syn. Brit. Diat. 1: 59. pl. 19, f. 184. 1853.

Boyer, Syn. N. Am. Diat. 434; A. Schmidt, Atlas pl. 45, f. 71 (as *Navicula thermes*); Elmore, Diat. Nebr. 70. pl. 8, f. 270; pl. 22, f. 840 (as *Navicula thermes*); Hustedt, in Pascher, Süsw.-Fl. Mitteleur. ed. 2. 10: 317. f. 573b.

Fresh-water. Common in Porto Rico; St. Thomas, St. Croix, St. Jan (Østrup, as forma *stauroneiformis*).—Widely distributed.

The Porto Rican examples have the slightly concave margins and broad pseudo-stauros shown by the figures of Schmidt, Elmore, and Hustedt. Such forms are interpreted by some authors as *P. thermes* Ehrenb.

Pinnularia latevittata Cleve, Diatomiste 2: 103. 1894; Sv. Vet.-Akad. Handl. II. 27^o: 90. 1895.

A. Schmidt, Atlas pl. 42, f. 5 (named in Fricke's Index).

Fresh-water. Common in Porto Rico.—Ecuador; Chile.

There are no differences between *P. latevittata* and the well-known form, *P. major* Kütz., excepting the broad foraminal band across the costae.

In the Porto Rican collections of *P. latevittata* and its varieties are numerous frustules that exhibit a curious phenomenon, although the great majority are perfectly normal. If we examine a normal frustule of a naviculoid diatom that has turned raphe terminals, viewing the lower valve through the upper one, we observe that the terminals on the lower valve appear turned in the contrary direction to those on the upper one. In the unusual frustules from Porto Rico, the raphe terminals when viewed in the manner described are seen to be turned in the same direction. In other words, the polarity of the valves, in relation to each other in the frustule, is reversed. When the valves are once separated they are seen to be alike. The forms are not abnormal, in the sense usually meant, and are undoubtedly reproduced by division, which would account for the large number present.

The phenomenon offers a field for theorizing as to the possible evolution of the genus *Hantzschia* from *Nitzschia*, for the basic difference between the two genera is only the relation of the valves to each other in the frustules. In *Nitzschia*, the keels of the valves are on opposite sides when the valves are joined in the frustule. In *Hantzschia*, they are on the same side. Valves of certain forms of *Nitzschia*

vivax are almost identical with valves of some varieties of *Hantzschia amphioxys*, and cannot be distinguished definitely unless the frustule is observed. It would be interesting to study more closely two such forms, if found in sufficient numbers in the same collection.

Pinnularia latevittata domingensis Cleve, *Diatomiste* **2**: 103. *pl. 7, f. 3*. 1894; Sv. Vet.-Akad. Handl. II. **27**³: 90. 1895.

A. Schmidt, *Atlas pl. 43, f. 3* (as *Navicula nobilis* var. ?).

Fresh-water. Common in Porto Rico.—North America; West Indies; Ecuador.

Pinnularia latevittata minor, new variety.

Like the typical form, but much smaller in size. Sometimes slightly gibbous in the middle. Striae 7-9 in 10 μ . Length about 100 μ .

Typo similis sed multo minor; strii 7-9 in 10 μ ; long. 100 μ .

Fresh-water. Common in Porto Rico.

This form is quite constant in its small size and was abundant in a number of collections without the presence of the larger, typical form.

Pinnularia mesolepta stauroneiformis (Grun.) Cleve, Sv. Vet.-Akad. Handl. II. **27**³: 76. 1895.

Navicula mesolepta stauroneiformis Grun. Verh. Zool.-Bot. Ges. Wien **10**: 520. *pl. 4, f. 22b*. 1860.

Boyer, Syn. N. Am. Diat. 433; Boyer, *Diat. Phila.* 105. *pl. 30, f. 20*; A. Schmidt, *Atlas pl. 45, f. 52, 53*.

Fresh-water. Common in Porto Rico.—North America; Europe.

Pinnularia microstauron (Ehrenb.) Cleve, Sv. Vet.-Akad. Handl. II. **27**³: 77. 1895.

Stauroptera microstauron Ehrenb. Abh. Akad. Berlin **1841**: 423. *pl. 1, IV, f. 1*. 1843.

Boyer, Syn. N. Am. Diat. 432; Hustedt, in Pascher, *Süssw.-Fl. Mitteleur.* od. **2**, **10**: 320. *f. 582*.

Fresh-water. Near Carolina, Porto Rico.—North America; Europe; Australia; Greenland.

Pinnularia molaris (Grun.) Cleve, Sv. Vet.-Akad. Handl. II. **27**³: 74. 1895.

Navicula molaris Grun. Verh. Zool.-Bot. Ges. Wien **13**: 149. *pl. 4, f. 26*. 1863.

Boyer, Syn. N. Am. Diat. 431; Boyer, *Diat. Phila.* 105. *pl. 29, f. 15*.

Fresh-water. Near Guaynabo, Porto Rico.—Widely distributed.

Pinnularia parva Greg. Quart. Jour. Micr. Sci. **2**: 98. *pl. 4, f. 11*. 1854.

Boyer, Syn. N. Am. Diat. 443; A. Schmidt, *Atlas pl. 43, f. 21*.

Fresh-water. Porto Rico; St. Thomas, St. Jan (Østrup).—Widely distributed.

Pinnularia procera Pant. Foss. Bac. Ungarns **2**: 54. *pl. 1, f. 8*. 1889 (as *Navicula procera*).

Cleve, Sv. Vet.-Akad. Handl. II. **27**³: 79 (as *P. divergens sublinearis*).

Fresh-water. Not rare in Porto Rico.—North America; Brazil; Hungary; New Zealand.

The Porto Rican specimens agree perfectly with those described and figured by Pantocsek. Related to the *P. stauroptera* group.

Pinnularia rangoonensis Grun.; Cleve, Sv. Vet.-Akad. Handl. II. **27**: 83. 1895.

Elmore, Diat. Nebr. 67. *pl. 22, f. 823, 824* (as *Navicula rangoonensis*); Hustedt, in Pascher, Süßw.-Fl. Mitteleur. ed. 2. **10**: 327. *f. 604* (as *P. gibba linearis*).

Fresh-water. Rio Piedras, Collazo River, Porto Rico.—North America; Europe; Asia. **PLATE 9, FIG. 1.**

Pinnularia rectangulata (Greg.) Rab. Fl. Eur. Alg. **1**: 215. 1864.

Navicula rectangulata Greg. Trans. Roy. Soc. Edinb. **21**: 479. *pl. 9, f. 7.* 1857.

Boyer, Syn. N. Am. Diat. 451; Boyer, Diat. Phila. 110. *pl. 29, f. 7*; Van Heurck, Syn. Diat. Belg. 74. Suppl. *pl. A, f. 7.*

Marine. San Juan Bay, Porto Rico; harbor of Christiansted, St. Croix; St. Thomas, St. Croix (Østrup); Virgin Islands (Cleve, as *Navicula Regula*).—North America; Campeche Bay; Europe; Asia.

Pinnularia stauroptera interrupta (Grun.) Cleve, Sv. Vet.-Akad. Handl. II. **27**: 83. 1895.

Navicula stauroptera Grun. Verh. Zool.-Bot. Ges. Wien **10**: 516. *pl. 4, f. 18, 19.* 1860.

Boyer, Syn. N. Am. Diat. 439; Boyer, Diat. Phila. 110. *pl. 30, f. 11.*

Fresh-water. Common in Porto Rico.—Widely distributed.

Pinnularia subcapitata Greg. Quart. Jour. Micr. Sci. **4**: 9. *pl. 1, f. 30.* 1856.

Boyer, Syn. N. Am. Diat. 432; Boyer, Diat. Phila. 105. *pl. 29, f. 20*; A. Schmidt, Atlas *pl. 45, f. 65* (as *Navicula Hilseana* Jan.).

Fresh-water. Near Carolina, Porto Rico.—Widely distributed.

My specimens are like Schmidt's figure of *N. Hilseana*, usually considered as synonymous with *P. subcapitata*.

Pinnularia subsolaris (Grun.) Cleve, Sv. Vet.-Akad. Handl. II. **27**: 84. 1895.

Navicula subsolaris Grun. Beitr. Paläontol. Öst.-Ung. **2**: 143. *pl. 30, f. 38.* 1882. Hustedt, in Pascher, Süßw.-Fl. Mitteleur. ed. 2. **10**: 322. *f. 588.*

Fresh-water. Porto Rico, not common.—North America; South America; Europe.

Pinnularia tabellaria stauroneiformis (Van Heurck) Boyer, Syn. N. Am. Diat. **2**: 439. 1927.

Navicula tabellaria stauroneiformis Van Heurck, Syn. Diat. Belg. 78. *pl. 6, f. 8.* 1880.

Fresh-water. Quintana Spring, Porto Rico.—North America; Europe; Africa.

Pinnularia Titusiana, new species.

Frustules broadly rectangular in girdle view. Valves convex, narrowly linear, with undulate margins and cuneate ends. Axial area narrow but distinct. Central area, a broad fascia extending to the margins, and usually slightly broader on one side of the valve. Costae 13–14 in $10\ \mu$ and radiate throughout. Length 58–90 μ . Breadth 7–11 μ . Named after Charles P. Titus, former President of the New York Microscopical Society.

Frustula rectangulari; valvis convexis, linearibus, margine undulato, apicibus cuneatis; area longitudinali angusta sed distincta; area transversali lata, marginem valvae attingente; costis radiantibus, 13–14 in $10\ \mu$; long. 58–90 μ , lat. 7–11 μ .

Fresh-water. Common at Coamo Springs, Porto Rico. **PLATE 9, FIG. 2, 3.**

Pinnularia viridis (Nitzsch) Ehrenb. Abh. Akad. Berlin **1841**: 385. *pl. 3, 1, f. 1, 2.* 1843.

Bacillaria viridis Nitzsch, Neue Schrift. Nat. Ges. Halle **3**¹: 97. *pl. 6, f. 1-3.* 1817.

Boyer, Syn. N. Am. Diat. 446; Boyer, Diat. Phila. 104. *pl. 29, f. 2.*

Fresh-water. Common in Porto Rico.—Widely distributed.

Pinnularia viridis intermedia Cleve, Acta Soc. Faun. Fl. Fenn. **8**²: 22. 1891. A. Schmidt, Atlas *pl. 42, f. 9, 10* (as *Navicula major*).

Fresh-water. Common in Porto Rico; St. Croix, St. Jan (Østrup).—Widely distributed.

Pinnularia viridis subconstricta, new variety.

Slightly constricted in the middle and with attenuate and obtuse ends. Striae 8-10 in 10 μ . Length 80-100 μ .

Valvis medio constrictis, apicibus productis obtusisque; striis 8-10 in 10 μ ; long. 80-100 μ .

Fresh-water. Common at Coamo Springs, and sparingly in ditches south of San-turce, Porto Rico. PLATE 9, FIG. 4.

PLAGIODISCUS

Grun. & Eulenst.; Grun. Hedwigia **6**: 8. 1867.

Plagiodiscus Martensianus Grun. & Eulenst.; Grun. Mo. Micr. Jour. **18**: 172. *pl. 194, f. 8.* 1877.

Boyer, Syn. N. Am. Diat. 548.

Marine. Virgin Islands (Cleve).—Mauritius; Seychelles.

PLAGIOGRAMMA

Grev. Quart. Jour. Micr. Sci. **7**: 208. 1859.

Plagiogramma adriaticum (Grun.) H. & M. Perag. Diat. Mar. France 339. *pl. 82, f. 4, 5.* 1901.

Plagiogramma interruptum adriaticum Grun.; Van Heurck, Syn. Diat. Belg. *pl. 36, f. 1.* 1881.

Marine. Mangrove marshes, Porto Rico.—Europe; Asia.

Plagiogramma Antillarum Cleve, Bih. Sv. Vet.-Akad. Handl. **5**³: 10. *pl. 3, f. 16.* 1878.

Boyer, Syn. N. Am. Diat. 181.

Marine. Virgin Islands (Cleve).—North America; Ceylon.

Plagiogramma caribaeum Cleve, Bih. Sv. Vet.-Akad. Handl. **5**³: 10. *pl. 3, f. 17.* 1878.

Boyer, Syn. N. Am. Diat. 180; A. Schmidt, Atlas *pl. 211, f. 26.*

Marine. Virgin Islands (Cleve).—Campeche Bay.

Plagiogramma decussatum Grev. Trans. Micr. Soc. Lond. II. **14**: 1. *pl. 1, f. 1, 2.* 1866.

Boyer, Syn. N. Am. Diat. 181; A. Schmidt, Atlas *pl. 209, f. 25.*

Marine. Virgin Islands (Cleve).—North America; West Indies; Campeche Bay.

Plagiogramma inaequale Grev. Quart. Jour. Micr. Sci. **7**: 210. *pl. 10, f. 10.* 1859.

Boyer, Syn. N. Am. Diat. 179.

Marine. Virgin Islands (Cleve).—West Indies; Honduras; Campeche Bay.

Plagiogramma obesum Grev. Quart. Jour. Micr. Sci. **7**: 211. *pl. 10, f. 12, 13.* 1859.

Boyer, Syn. N. Am. Diat. 180; Boyer, Diat. Phila. 43. *pl. 10, f. 12.*

Marine. Gallardo Shoals, Porto Rico; harbor of Christiansted, St. Croix; St. Thomas (Østrup); Virgin Islands (Cleve).—West Indies; Bahamas; Atlantic coast of North America; Asia.

Plagiogramma pygmaeum Grev. Quart. Jour. Micr. Sci. **7**: 211. *pl. 10, f. 11.* 1859.

Boyer, Syn. N. Am. Diat. 179; Boyer, Diat. Phila. 43. *pl. 10, f. 13.*

Marine. St. Croix (Østrup).—Atlantic coast of North America; Asia; Africa.

Plagiogramma Robertsonianum Grev. Trans. Micr. Soc. Lond. II. **11**: 13. *pl. 1, f. 1, 2.* 1863.

A. Schmidt, Atlas *pl. 209, f. 33, 34.*

Marine. Canal de Martin Peña, Porto Rico.—Australia; New South Wales.

Plagiogramma staurophorum (Greg.) Heiberg, Consp. Crit. Diat. Dan. 55. 1863.

Denticula staurophora Greg. Trans. Roy. Soc. Edinb. **21**: 496. *pl. 10, f. 37.* 1857.

Boyer, Syn. N. Am. Diat. 178; Van Heurck, Syn. Diat. Belg. *pl. 36, f. 2* (as *P. Gregorianum*).

Marine. San Juan Bay, Fajardo, Porto Rico.—Widely distributed.

Plagiogramma Wallichianum Grev. Trans. Micr. Soc. Lond. II. **13**: 1. *pl. 1, f. 7, 8.* 1865.

Boyer, Syn. N. Am. Diat. 179; Boyer, Diat. Phila. 43. *pl. 10, f. 14*; A. Schmidt, Atlas *pl. 209, f. 20, 21.*

Marine. Fajardo, Porto Rico.—Campeche Bay; Delaware River; St. Helena.

PLEUROSIGMA

W. Smith, Ann. Mag. Nat. Hist. II. **9**: 2. 1852.

Pleurosigma angulatum (Quek.) W. Smith, Ann. Mag. Nat. Hist. II. **9**: 7. *pl. 1, f. 7-9.* 1852.

Navicula angulata Quek. Treat. Micr. 438. *pl. 8, f. 4-7.* 1848.

Boyer, Syn. N. Am. Diat. 471; Boyer, Diat. Phila. 74. *pl. 22, f. 3.*

Marine. Mangrove marshes, Porto Rico.—Widely distributed.

Pleurosigma angusti-convexum, new species.

Valves deeply convex. Outline narrowly lanceolate, symmetric, with long extended, acute ends. Raphe central, not sigmoid. Transverse and oblique striae equidistant, 22 in 10 μ , crossing at an angle of about 60 degrees. Length 165 μ . Breadth 12 μ .

Valvis convexis, anguste lanceolatis, apicibus longe productis acutis; raphae centrali; striis transversis et obliquis 22 in 10 μ ; long. 165 μ , lat. 12 μ .

Marine. Canal de Martin Peña, Porto Rico. PLATE 9, FIG. 5.

The valves are almost as deep as they are wide and cannot be photographed satisfactorily in one plane. The outline is like that of *P. intermedium* W. Smith, but much narrower, and slightly contracted between the middle and ends.

- Pleurosigma carinatum** Donk. Trans. Micr. Soc. Lond. II. **6**: 23. *pl. 3, f. 5*. 1858.
 Boyer, Syn. N. Am. Diat. 475; H. Perag. Diatomiste **1**: Suppl. 29. *pl. 9, f. 6* (as *Donkinia carinata*).
 Marine. Virgin Islands (Cleve, as *Donkinia carinata*).—Arctic Europe; Mediterranean Sea.
- Pleurosigma decorum** W. Smith, Syn. Brit. Diat. **1**: 63. *pl. 21, f. 196*. 1853.
 Boyer, Syn. N. Am. Diat. 468; Wolle, Diat. N. Am. *pl. 32, f. 4*; Perag. Diatomiste **1**: Suppl. 5. *pl. 1, f. 11-13*.
 Marine. Canal de Martin Peña, Porto Rico.—Widely distributed.
- Pleurosigma delicatulum** W. Smith, Ann. Mag. Nat. Hist. II. **9**: 6. *pl. 1, f. 5*. 1852.
 Boyer, Syn. N. Am. Diat. 472; Wolle, Diat. N. Am. *pl. 22, f. 22*; Perag. Diatomiste **1**: Suppl. 13. *pl. 5, f. 20-22*.
 Brackish-water. Near Carolina and near Ceiba, Porto Rico; St. Croix, St. Jan (Østrup).—North America; Europe; Africa.
- Pleurosigma elongatum** W. Smith, Ann. Mag. Nat. Hist. II. **9**: 6. *pl. 1, f. 4*. 1852.
 Boyer, Syn. N. Am. Diat. 470; Wolle, Diat. N. Am. *pl. 32, f. 2*.
 Marine. San Juan Bay and marshes, Porto Rico; St. Thomas, St. Croix, St. Jan (Østrup).—Widely distributed.
- Pleurosigma elongatum fallax** Grun.; Cleve & Grun. Sv. Vet.-Akad. Handl. II. **17**: 50. *pl. 3, f. 66*. 1880.
 Boyer, Syn. N. Am. Diat. 470; H. Perag. Diatomiste **1**: Suppl. 7. *pl. 2, f. 23* (as *P. fallax*).
 Marine and brackish-water. St. Croix (Østrup).—Europe; Asia.
- Pleurosigma elongatum gracile** Grun.; Schneider, Naturw. Beitr. 115. *pl. 3, f. 7*. 1878.
 H. Perag. Diatomiste **1**: Suppl. 7. *pl. 2, f. 20, 21*.
 Marine. San Juan Bay and marshes, Porto Rico.—Europe.
- Pleurosigma formosum** W. Smith, Ann. Mag. Nat. Hist. II. **9**: 5. *pl. 1, f. 1*. 1852.
 Boyer, Syn. N. Am. Diat. 467; Boyer, Diat. Phila. 73. *pl. 22, f. 5*.
 Marine. San Juan Bay, Laguna San José, Porto Rico; St. Thomas, St. Croix (Østrup); Virgin Islands (Cleve).—Widely distributed.
- Pleurosigma formosum longissimum** Grun.; Cleve & Grun. Sv. Vet.-Akad. Handl. II. **17**: 48. 1880.
 Boyer, Syn. N. Am. Diat. 467; H. Perag. Diatomiste **1**: Suppl. 4. *pl. 1, f. 1*.
 Marine. San Juan Bay, Porto Rico.—North America; Campeche Bay; Colon.
- Pleurosigma galapagense** Cleve, Sv. Vet.-Akad. Handl. II. **26**: 36. *pl. 4, f. 16*. 1894.
 Boyer, Syn. N. Am. Diat. 469.
 Marine. St. Jan (Østrup).—Galapagos Islands.
- Pleurosigma ibericum** H. Perag. Diatomiste **1**: Suppl. 8. *pl. 3, f. 12*. 1891.
 Cleve, Sv. Vet.-Akad. Handl. II. **26**: 35.
 Marine. St. Thomas (Østrup).—Balearic Islands.

- Pleurosigma intermedium** W. Smith, Syn. Brit. Diat. **1**: 64. *pl. 21, f. 200*. 1853.
Perag. Diatomiste **1**: Suppl. 13. *pl. 5, f. 27, 28*.
Marine. San Juan marshes, Fajardo, Porto Rico.—North America; Europe.
- Pleurosigma latiusculum** H. Perag. Diatomiste **1**: Suppl. 15. *pl. 6, f. 12*. 1891.
Marine. San Juan Bay, Porto Rico.—Europe.
- Pleurosigma latum** Cleve; Cleve & Grun. Sv. Vet.-Akad. Handl. II. **17**: 14. *pl. 3, f. 68*. 1880.
H. Perag. Diatomiste **1**: Suppl. 8. *pl. 3, f. 16-18*.
Marine. Ponce, Porto Rico; St. Jan (Østrup).—West Indies; Europe; Africa.
- Pleurosigma marinum** Donk. Trans. Micr. Soc. Lond. II. **6**: 22. *pl. 3, f. 3*. 1858.
Boyer, Syn. N. Am. Diat. 469; H. Perag. Diatomiste **1**: Suppl. 8. *pl. 3, f. 11, 19*.
Marine. San Juan marshes, Porto Rico.—Widely distributed.
- Pleurosigma naviculaceum** Bréb. Mém. Soc. Sci. Nat. Cherbourg **2**: 255. *pl. f. 7*. 1854.
Boyer, Syn. N. Am. Diat. 471; Boyer, Diat. Phila, 74. *pl. 22, f. 6*.
Marine. Fajardo, Porto Rico.—North America; Europe.
- Pleurosigma Normanii** Ralfs; Pritchard, Infusoria 919. 1861.
Boyer, Syn. N. Am. Diat. 471; H. Perag. Diatomiste **1**: Suppl. 10. *pl. 4, f. 6, 7*.
Marine. Common in Porto Rico.—Widely distributed.
- Pleurosigma Nubecula** W. Smith, Syn. Brit. Diat. **1**: 64. *pl. 21, f. 201*. 1853.
Boyer, Syn. N. Am. Diat. 473; Wolle, Diat. N. Am. *pl. 30, f. 4*; H. Perag. Diatomiste **1**: Suppl. 14. *pl. 5, f. 26*.
Marine. San Juan marshes, Porto Rico; St. Thomas (Østrup).—North America; Europe; Asia.
- Pleurosigma obscurum barbadense** Cleve, Sv. Vet.-Akad. Handl. II. **26**: 43. 1894.
Boyer, Syn. N. Am. Diat. 468.
Marine. St. Thomas (Østrup).—Barbados.

This is a doubtfully named form and depends for determination upon the interpretation of *P. obscurum* W. Smith. The confusion as to the latter diatom is discussed with *P. portoricense*.

Pleurosigma portoricense, new species.

Boyer, Diat. Phila. 74. *pl. 22, f. 4* (as *P. obscurum* W. Smith); Boyer, Syn. N. Am. Diat. 468 (as *P. obscurum* W. Smith); H. L. Smith, Type Slide 407 (as *P. obscurum* W. Smith = *P. peisonis* Grun.).

Valves linear, slightly sigmoid, with oblique, obtuse ends. Raphe sigmoid, very eccentric, being close to the margins for some distance from the ends. Puncta in transverse rows, the valves, the first seven or eight puncta from the raphe directly opposite those of the adjoining rows, thereby showing as transverse and longitudinal striae; the remaining puncta intermediate between the puncta of adjoining rows and showing oblique striae, which cross the transverse at an angle of more than 70 degrees. Transverse striae 28-29 in 10 μ . Longitudinal and oblique striae 40-45 in 10 μ . Length 115-125 μ . Breadth 11-13 μ .

Valvis linearibus, apicibus obtusis obliquis; rhaps ecentrica sigmoidea; striis transversis 28-29 in 10 μ , obliquis et longitudinalibus 40-45 in 10 μ ; long. 115-125 μ , lat. 11-13 μ .

Brackish-water. Rio Grande de Loiza and pools on the sandy plain near Carolina, Porto Rico.—Newark, New Jersey; Greenwich Point, Pa. PLATE 9, FIG. 6, 7.

This diatom shows transverse, oblique, and longitudinal striae. The first are readily seen, but the resolution into oblique and longitudinal striae, or into puncta, requires the best lenses and perfect illumination. It is the same as the diatom on H. L. Smith's Type Slide 407 in my cabinet, only that Smith's form is larger. Mr. F. J. Keeley, the well known student of Philadelphia, who was one of the party that collected the Greenwich Point diatom on which Boyer's Philadelphia record was based, advises me that the latter is also the same as the Porto Rican form; and photographs of the two, made by Dr. Thomas S. Stewart, of Philadelphia, show the punctuation to be identical. Mr. Keeley has carefully studied the three forms and is of the opinion that all are *P. obscurum* W. Smith.

W. Smith (Brit. Diat. 1: 65. pl. 20, f. 206) described *P. obscurum* with oblique striae 75 in .001 in., the determination of the striae having been made by Richard Beck. If the present form had been under Beck's lens he could not possibly have seen the oblique striae but he might have seen the transverse. In passing through the hands of Beck, Smith, and Tuffen West, the artist, it is possible that an error was made, and that the striae Beck saw were transverse. If that is so, the present form is probably *P. obscurum*. The late Dr. N. E. Brown, of Kew, England, kindly made for me an examination of the original slides of W. Smith in the British Museum. The slides are in poor condition, but he found on them a few good specimens. He wrote that, in his opinion, the Porto Rican specimens cannot be distinguished from the typical Lewes form of *P. obscurum* in size, shape, or structure, and that with proper apparatus for obtaining oblique light, which was lacking at the Museum, transverse, oblique and longitudinal lines might be seen. This is not conclusive, because everything depends upon the character and separation of the striae, as all the diatoms referred to in these notes are similar in outline and raphe. Grunow (Verh. Zool.-Bot. Ges. Wien 10: 556) reported *P. obscurum* and later, in the Arctic report (Sv. Vet.-Akad. Handl. II. 17: 49), again mentioned it, saying he had never observed forms as closely striated as Smith described. On the same page he described *P. obscurum mediterraneum*, with transverse striae 16.5-18 in 10 μ and oblique striae 13.5-14 in 10 μ . Cleve (Sv. Vet.-Akad. Handl. II. 26: 43) described *P. obscurum barbadense*, and specimens of the latter on Cleve and Möller Slide 149 from Barbados, in my cabinet, show transverse and oblique striae equidistant, 18-19 in 10 μ . There is no doubt that there are diatoms like Smith described, only coarser.

Grunow, in the first paper mentioned, on page 562, described *P. peisonis* as having transverse and longitudinal striae more than 60 in .001 in. Later, in the Arctic report, on page 60, he gives the striation more accurately as: transverse 21-21.5 in 10 μ , and longitudinal 25-26 in 10 μ . The lenses in use at that time were almost equal to those of the present day, and having reported many other diatoms with closer striation, which have since been confirmed, it is reasonable to assume that Grunow made no error in determining the character of the striation. Furthermore, *P. peisonis* has been reported by other authors, and again described by Hustedt, as *Gyrosigma peisonis*, in 1930 (in Pascher, Süsww.-Fl. Mitteleur. ed. 2. 10: 226. f. 341). It seems to be well established, and cannot be confused with the American forms under discussion.

The Porto Rican forms are unique, with unusually close striation. In view of the uncertainty, I believe that it is best to give them a name, with an accurate description and figures, so that students may recognize them hereafter. If later research should show that they are *P. obscurum* and that *P. peisonis* is synonymous therewith, the varieties *mediterranea* and *barbadense* cannot be associated with *P. obscurum* and should be separated as distinct species.

Pleurosigma pusillum Grun.; Cleve & Grun. Sv. Vet.-Akad. Handl. II. 17²: 54. 1880.

H. Perag. Diatomiste 1: Suppl. 15. *pl. 6, f. 15.*

Marine. San Juan Bay, Park Loiza, Mayaguez, Porto Rico.—Bengal.

Length 70 μ ; transverse striae 23 in 10 μ ; oblique striae 28 in 10 μ .

Pleurosigma rigidum W. Smith, Syn. Brit. Diat. 1: 64. *pl. 20, f. 198.* 1853.

Boyer, Syn. N. Am. Diat. 474; Wolle, Diat. N. Am. *pl. 30, f. 3*; H. Perag. Diatomiste 1: Suppl. 14. *pl. 6, f. 3-6.*

Marine. San Juan Bay and marshes, Mayaguez, Porto Rico; harbor of Christiansted, St. Croix.—North America; Europe; widely distributed.

Pleurosigma rigidum giganteum (Grun.) Cleve, Sv. Vet.-Akad. Handl. II. 26²: 39. 1894.

Pleurosigma giganteum Grun. Verh. Zool.-Bot. Ges. Wien 10: 558. *pl. 6, f. 1.* 1860.

H. Perag. Diatomiste 1: Suppl. 15. *pl. 6, f. 2.*

Brackish-water. Santa Isabel, Porto Rico.—Asia.

Pleurosigma salinarum Grun.; Cleve & Grun. Sv. Vet.-Akad. Handl. II. 17²: 54. 1880.

H. Perag. Diatomiste 1: Suppl. 16. *pl. 6, f. 16.*

Marine. Canal de Martin Peña, Porto Rico.—Europe; Asia.

Pleurosigma speciosum sumatricum H. Perag. Diatomiste. 1: Suppl. 6. *pl. 2, f. 17, 18* (corrected in errata). 1891.

Boyer, Syn. N. Am. Diat. 469.

Marine. San Juan Bay, Ponce, Porto Rico.—Long Island Sound; Java; Sumatra.

Pleurosigma strigosum W. Smith, Ann. Mag. Nat. Hist. II. 9: 7. *pl. 1, f. 6.* 1852.

Boyer, Syn. N. Am. Diat. 472; Boyer, Diat. Phila. 74. *pl. 22, f. 1*; H. Perag. Diatomiste 1: Suppl. 11. *pl. 5, f. 2.*

Marine and brackish-water. Common in Porto Rico; St. Thomas (Østrup, as *P. angulatum strigosum*).—Widely distributed.

A collection from near Park Loiza consists principally of the narrow form figured by Peragallo. In the same collection are broader forms, some with margins slightly angular, and thereby approaching *P. angulatum*; also the following variety with incised margins.

Pleurosigma strigosum incisum, new variety.

Each margin symmetrically incised at one end at a very obtuse angle. Striae 18-19 in 10 μ , crossing at an angle of about 60 degrees.

Margine utrinque ad apices incisa angulo obtuso; striis obliquis 18-19 in 10 μ .

Brackish-water. Near Park Loiza, Porto Rico. PLATE 9, FIG. 8, 9.

Abundant in the earlier mentioned collection of *P. strigosum*.

Pleurosigma Stuxbergii Cleve & Grun. Sv. Vet.-Akad. Handl. II. 17²: 54. *pl. 4, f. 74.* 1880.

Boyer, Syn. N. Am. Diat. 474; H. Perag. Diatomiste 1: Suppl. 15. *pl. 6, f. 11, 14.*

Marine. San Juan Bay and marshes, Porto Rico.—Arctic North America; Europe.

The specimens are small, less than 100 μ in length, with transverse striae 21-23 in 10 μ and oblique striae 26-27 in 10 μ . They are intermediate between the varieties *minor* and *rhomboides*, Peragallo's figures cited.

Pleurosigma Stuxbergii minor Grun. Denks. Akad. Wien 48²: 105. *pl. 1, f. 57.* 1884.

Boyer, Syn. N. Am. Diat. 474; H. Perag. Diatomiste 1: Suppl. 15. *pl. 6, f. 11.*

Marine. Canal de Martin Peña, Porto Rico.—Arctic North America; Europe.

PODOCYSTITIS

Kütz. Bac. 62. 1844.

Podocystis adriatica Kütz. Bac. 62. *pl. 7, f. VIII.* 1844.

Boyer, Syn. N. Am. Diat. 547; Boyer, Diat. Phila. 129. *pl. 40, f. 6;* II. & M. Perag. Diat. Mar. France 261. *pl. 68, f. 11.*

Marine. Common in Porto Rico; harbor of Christiansted, St. Croix; Virgin Islands (Cleve).—Atlantic coast of North America; Europe.

The Porto Rican specimens, occasionally, have four rows of intercostal puncta.

Podocystis spathulata (Shadb.) Van Heurck, Treatise 365. 1856.

Euphyllodium spathulatum Shadb. Trans. Micr. Soc. Lond. II. 2: 14. *pl. 1, f. 3.* 1854.

II. & M. Perag. Diat. Mar. France 261. *pl. 68, f. 12;* Østrup, Dansk Bot. Ark. 1¹: 23; Mann, Mar. Diat. Philipp. Isl. 140.

Marine. St. Thomas, St. Croix, St. Jan (Østrup).—Europe.

Østrup reports this species from 22 collections made in the Virgin Islands and does not report *P. adriatica*. The latter diatom is common in many of the collections that I have made, but no specimens of *P. spathulata* were observed. The species are quite distinct and cannot be considered synonymous. For a discussion of the differences see Mann, *loc. cit.*

PODOSIRA

Ehrenb. Ber. Akad. Berlin 1840: 161. 1840.

Podosira hormoides (Mont.) Kütz. Bac. 52. *pl. 29, f. 84.* 1844.

Melosira hormoides Mont. Fl. Boliv. 2. 1839.

Boyer, Syn. N. Am. Diat. 31; Wolle, Diat. N. Am. *pl. 59, f. 14, 15.*

Marine. Common in Porto Rico; St. Croix, St. Jan (Østrup).—North America; Europe; Asia; Australia.

Podosira hormoides adriatica (Kütz.) Hustedt, in Rab. Krypt.-Flora 7¹: 284. *f. 124.* 1928.

Pyxidicula adriatica Kütz. Bac. 51. *pl. 21, f. VIII.* 1844.

Podosira adriatica Grun.; Van Heurck, Syn. Diat. Belg. *pl. 84, f. 20.* 1881.

Marine. St. Croix (Østrup).—Europe.

Podosira Montagnei Kütz. Bac. 52. *pl. 29, f. 85.* 1844.

Boyer, Syn. N. Am. Diat. 31; Wolle, Diat. N. Am. *pl. 59, f. 17, 18;* Hustedt, in Rab. Krypt.-Flora 7¹: 281. *f. 122.*

Marine. San Juan Bay, Porto Rico; St. Croix (Østrup).—North America; Europe; Australia.

Podosira stelligera (Bail.) Mann, Contr. U. S. Nat. Herb. 10²: 242. 1907.

Hyalodiscus stelliger Bail. Smithsonian. Contr. 7: 10. 1854.

Boyer, Syn. N. Am. Diat. 34; Boyer, Diat. Phila. 17. *pl. 1, f. 22;* Hustedt, in Rab. Krypt.-Flora 7¹: 286. *f. 128.*

Marine. Common in Porto Rico; harbor of Christiansted, St. Croix; St. Jan, St. Croix (Østrup); Virgin Islands (Cleve).—Widely distributed.

PSEUDAULISCUS

A. Schmidt, Atlas *pl.* 32 (text). 1875.

Pseudauliscus peruvianus (Kitton) A. Schmidt, Atlas *pl.* 32, *f.* 29. 1875.

Eupodiscus? peruvianus Kitton; Pritchard, Infusoria 938. 1861.

Boyer, Syn. N. Am. Diat. 96.

Marine. San Juan Bay, Porto Rico; St. Croix (Østrup).—Atlantic and Pacific coasts of North America; Peru.

PYXIDICULA

Ehrenb. Abh. Akad. Berlin 1833: 295. 1834.

Pyxidicula cruciata Ehrenb. Abh. Akad. Berlin 1841: 422. *pl.* 3, VII, *f.* 6. 1843.

Marine. Virgin Islands (Cleve).

This is a doubtful species and inserted here only because it was reported by Cleve.

RHABDONEMA

Kütz. Bac. 126. 1844.

Rhabdonema adriaticum Kütz. Bac. 126. *pl.* 18, *f.* VII, 1, 2. 1844.

Boyer, Syn. N. Am. Diat. 150; Boyer, Diat. Phila. 36. *pl.* 3, *f.* 4-6.

Marine. Common in Porto Rico; harbor of Christiansted, St. Croix; St. Jan, St. Croix (Østrup); Virgin Islands (Cleve).—Widely distributed.

Rhabdonema punctatum (Harv. & Bail.) Stodder, Am. Mo. Micr. Jour. 1: 114. 1880.

Hyalosira punctata Harv. & Bail. Proc. Acad. Phila. 6: 430. 1854.

Boyer, Syn. N. Am. Diat. 150; A. Schmidt, Atlas *pl.* 217, *f.* 1-3 (as *R. mirificum* W. Smith).

Marine. Common in Porto Rico; harbor of Christiansted, St. Croix; St. Thomas (Østrup, as *Climacosira mirifica*); Virgin Islands (Cleve, as *Climacosira mirifica*).—North America; Asia.

RHAPHONEIS

Ehrenb. Ber. Akad. Berlin 1844: 74. 1844.

Rhaphoneis amphiceros Ehrenb. Ber. Akad. Berlin 1844: 87. 1844.

Boyer, Syn. N. Am. Diat. 190; Boyer, Diat. Phila. 46. *pl.* 10, *f.* 38.

Marine. Harbor of Christiansted, St. Croix.—Widely distributed.

Rhaphoneis crucifera (Kitton) Hagelstein.

Amphitetras crucifera Kitton; Pritchard, Infusoria 858. 1861; Science Gossip 3: 271. *f.* 285. 1867.

Amphitetras cruciata Jan. & Rab.; Rab. Beitr. Alg. 1: 4. *pl.* 1, *f.* 5. 1863.

Rhaphoneis amphiceros tetragona Grun.; Van Heurck, Syn. Diat. Belg. *pl.* 116, *f.* 16. 1881; A. Schmidt, Atlas *pl.* 294, *f.* 33, 34. 1913.

Marine. Canal de Martin Peña, Porto Rico; St. Croix (Østrup, as *Amphitetras cruciata* Jan. & Rab.); Virgin Islands (Cleve, as *Triceratium cruciatum* Jan. & Rab.).—West Indies; Asia; Seychelles. PLATE 9, FIG. 10.

Rhaphoneis Surirella (Ehrenb.) Grun.; Van Heurck, Syn. Diat. Belg. 147. *pl.* 36, *f.* 26, 27a. 1881.

Zygoceros Surirella Ehrenb. Abh. Akad. Berlin 1839: 160. *pl.* 4, *f.* 12. 1841.

Boyer, Syn. N. Am. Diat. 194 (as *Dimerogramma Surirella*); Van Heurck, Treatise 330. pl. 10, f. 397; Hustedt, in Rab. Krypt.-Flora 7¹: 173. f. 679a-c.
Marine. San Juan Bay, Porto Rico.—West Indies; Europe; New Zealand.

Rhaphoneis Surirella australis (Petit) Grun.; Van Heurck, Syn. Diat. Belg. 147. pl. 36, f. 27b. 1881.

Rhaphoneis fasciolata australis Petit, Fonds Mer 3: 174. pl. 4, f. 6. 1877.

Boyer, Syn. N. Am. Diat. 194 (as *Dimerogramma australe*); Hustedt, in Rab. Krypt.-Flora 7²: 174. f. 679d.

Marine. San Juan Bay, Porto Rico.—Europe; New Zealand.

RHIZOLENIA

Ehrenb. Abh. Akad. Berlin 1841: 402. 1843.

Rhizolenia alata gracillima Cleve, Sv. Vet.-Akad. Handl. II. 18⁵: 26. pl. 6, f. 78. 1881.

Hustedt, in Rab. Krypt.-Flora 7¹: 601. f. 345; Van Heurck, Syn. Diat. Belg. pl. 79, f. 8, 10.

Marine. Canal de Martin Peña, Porto Rico.—Plankton.

Rhizolenia Calcar-avis M. Schultze; Müller, Arch. Anat. Phys. Wiss. Med. 1858: 339. pl. 13, f. 5-10. 1858.

Hustedt, in Rab. Krypt.-Flora 7¹: 592. f. 339; Gran, Nord. Plank. 19: 54, f. 66.

Marine. Canal de Martin Peña, Porto Rico.—Plankton.

Rhizolenia hebetata Bail. Am. Jour. Sci. II. 22: 5. pl. 1, f. 18, 19. 1856.

Boyer, Syn. N. Am. Diat. 100; Hustedt, in Rab. Krypt.-Flora 7¹: 588. f. 337, 338.

Marine. Canal de Martin Peña, Porto Rico.—Plankton.

My specimens appear to be forma *semispina* (Hensen) Gran.

Rhizolenia imbricata Brightw. Quart. Jour. Micr. Sci. 6: 94. pl. 5, f. 6. 1858.

Hustedt, in Rab. Krypt.-Flora 7¹: 580. f. 331; H. & M. Perag. Diat. Mar. France 465. pl. 124, f. 9, 10.

Marine. Canal de Martin Peña, Porto Rico.—Plankton, warm waters.

Rhizolenia imbricata Shrubsoleii (Cleve) Schröd. Vierteljahr. Nat. Ges. Zürich 51: 346. 1906.

Rhizolenia Shrubsoleii Cleve, Sv. Vet.-Akad. Handl. II. 18⁵: 26. 1881.

Boyer, Syn. N. Am. Diat. 100; Hustedt, in Rab. Krypt.-Flora 7¹: 584. f. 332.

Marine. Canal de Martin Peña, Porto Rico.—Usually with the type.

Rhizolenia setigera Brightw. Quart. Jour. Micr. Sci. 6: 95. pl. 5, f. 7. 1858.

Boyer, Syn. N. Am. Diat. 100; Hustedt, in Rab. Krypt.-Flora 7¹: 588. f. 336.

Marine. Canal de Martin Peña, Porto Rico.—Plankton.

Rhizolenia Stolterfothii H. Perag. Bull. Soc. Hist. Nat. Toulouse 22: 82. pl. 6, f. 44. 1888.

Boyer, Syn. N. Am. Diat. 558; Hustedt, in Rab. Krypt.-Flora 7¹: 578. f. 329.

Marine. Canal de Martin Peña, Porto Rico.—Plankton.

Rhizolenia styliformis Brightw. Quart. Jour. Micr. Sci. 6: 94. pl. 5, f. 5, 5a-d. 1858.

Boyer, Syn. N. Am. Diat. 99; Hustedt, in Rab. Krypt.-Flora 7¹: 584. f. 333.

Marine. Canal de Martin Peña, Porto Rico.—Plankton.

RHOICOSIGMA

Grun. Hedwigia 6: 19. 1867.

Rhoicosigma compactum (Grev.) Grun. Mo. Micr. Jour. 18: 182. 1877.*Pleurosigma compactum* Grev. Quart. Jour. Micr. Sci. 5: 12, pl. 3, f. 9. 1857.Boyer, Syn. N. Am. Diat. 465 (as *Gyrosigma compactum*); H. Perag. Diatomiste 1: Suppl. 33, pl. 10, f. 7, 8.Marine. Virgin Islands (Cleve, also as *R. Reichardtii* and *R. Antillarum*).—Widely distributed.**Rhoicosigma Weissflogii** Grun.; Cleve & Grun. Sv. Vet.-Akad. Handl. II. 17²: 54. 1880.Cleve, Sv. Vet.-Akad. Handl. II. 26²: 43; H. Perag. Diatomiste 1: Suppl. 31, pl. 9, f. 23, 24.

Marine. Ponce, Porto Rico; harbor of Christiansted, St. Croix.—Atlantic coast of North America; Seychelles.

The specimens here reported, have transverse striae 19–24 in 10 μ , and oblique striae, over a part of the valve, 25–30 in 10 μ , and such forms with oblique striation are not unusual in collections from the Atlantic coast of North America. Grunow says that *R. Weissflogii* is practically the same as *R. compactum* except for the oblique striation. As is well known, the illusion of striation is caused by inferior magnification and lens-aperture, and the direction of striation depends upon the arrangement of the puncta and their relative separation. When sufficient lens-aperture and magnification are used striae disappear and the punctate structure is seen. While the linear and quincuncial arrangement of puncta serves conveniently in classifying the species of the genera *Pleurosigma* and *Gyrosigma*, it should be ignored in *Rhoicosigma*. The few distinct species of the latter genus are extremely variable in the distance of separation of the puncta, their arrangement, and in other characters, so that it may almost be said that hardly two specimens appear alike.

RHOPALODIA

O. Müll. Bot. Jahrb. 22: 57. 1895.

Rhopalodia gibba (Ehrenb.) O. Müll. Bot. Jahrb. 22: 65, pl. 1, f. 15–17. 1895.*Navicula gibba* Ehrenb. Abh. Akad. Berlin 1831: 80. 1832.

Boyer, Syn. N. Am. Diat. 491; Boyer, Diat. Phila. 112, pl. 31, f. 23.

Fresh-water. Common in Porto Rico.—Widely distributed.

Rhopalodia gibberula (Ehrenb.) O. Müll. Hedwigia 38: 286. 1899.*Eunotia gibberula* Ehrenb. Abh. Akad. Berlin 1841: 414, pl. 3, IV, f. 8. 1843.Boyer, Syn. N. Am. Diat. 490 (as *Epithemia gibberula*); Wolle, Diat. N. Am. pl. 35, f. 26–28 (as *Epithemia gibberula*).

Marine, brackish-water, and fresh-water. Common in Porto Rico; St. Croix (Østrup).—Widely distributed.

Rhopalodia gibberula argentina (Brun) Frenguelli, Bol. Acad. Nac. Cienc. Córdoba 27: 76, pl. 1, f. 28, 29. 1923.*Epithemia argentina* Brun; Brun & Temp. Mém. Soc. Phys. Hist. Nat. Genève 30³: 36, pl. 3, f. 6. 1889.*Epithemia Debyi* Pant. Foss. Bac. Ungarns 2: 61, pl. 8, f. 151. 1889.*Rhopalodia gibberula Debyi* (Pant.) Fricke; A. Schmidt, Atlas pl. 254, f. 27–31. 1905.

Fresh-water. Abundant in the waters of the Coamo and Quintana Springs, Porto Rico.—Argentina; Caucasus; fossil in Japan and Hungary. PLATE 9, FIG. 11.

This rare and interesting variety differs in size from the typical form, being either about two or about four times the size of normal *R. gibberula* in the same collections. The smaller forms are *E. Debyi* Pant. and the larger ones *E. argentina* Brun. Both occur in the Porto Rican collections and the sizes are well maintained. Pantocsek, in the Hungarian monograph, describes and figures several other similar diatoms which must all be considered the same as *E. Debyi*, the differences being trivial.

Rhopalodia gibberula producta (Grun.) Fricke; Schmidt, Atlas *pl.* 255, *f.* 13-18. 1905.

Epithemia gibberula producta Grun. Verh. Zool.-Bot. Ges. Wien **12**: 330. *pl.* 3, *f.* 9. 1862.

Boyer, Syn. N. Am. Diat. 491; Boyer, Diat. Phila. 112. *pl.* 31, *f.* 19; Van Heurck, Syn. Diat. Belg. 140. *pl.* 32, *f.* 11-13; A. Schmidt, Atlas *pl.* 265, *f.* 14 (as *R. gibberula Van-Heurckii* O. Müll.).

Fresh-water. Coamo Springs, Santa Isabel, Porto Rico; St. Croix (Østrup, as *R. gibberula Van-Heurckii*).—Widely distributed.

R. gibberula Van-Heurckii O. Müll. cannot be considered as distinct from *R. gibberula producta* (Grun.) Fricke. Both forms are well represented in the Porto Rican collections.

Rhopalodia gibberula rupestris (W. Smith) O. Müll. Hedwigia **38**: 286. 1899.

Epithemia rupestris W. Smith, Syn. Brit. Diat. **1**: 14, *pl.* 1, *f.* 12. 1853.

Fresh-water. St. Croix (Østrup).—Europe; Africa.

Rhopalodia Musculus (Kütz.) O. Müll. Hedwigia **38**: 278. 1899.

Epithemia Musculus Kütz. Bac. 33. *pl.* 30, *f.* 6. 1844.

Boyer, Syn. N. Am. Diat. 490; Boyer, Diat. Phila. 112. *pl.* 31, *f.* 20.

Marine and fresh-water. San Juan Bay, Fajardo, Quintana Spring, Porto Rico; St. Thomas, St. Croix, St. Jan (Østrup).—Widely distributed.

Rhopalodia parallela (Grun.) O. Müll. Bot. Jahrb. **22**: 64. *pl.* 1, *f.* 13, 14. 1895.

Epithemia gibba parallela Grun. Verh. Zool.-Bot. Ges. Wien **12**: 327. *pl.* 3, *f.* 7. 1862.

A. Schmidt, Atlas *pl.* 252, *f.* 33-36; Van Heurck, Syn. Diat. Belg. 139. *pl.* 32, *f.* 3.

Fresh-water. Spring near Yauco, Porto Rico.—Europe.

Rhopalodia ventricosa (Kütz.) O. Müll. Bot. Jahrb. **22**: 65. *pl.* 1, *f.* 20, 21. 1895.

Epithemia ventricosa Kütz. Bac. 35. *pl.* 30, *f.* 9. 1844.

Boyer, Syn. N. Am. Diat. 491; Boyer, Diat. Phila. 113. *pl.* 31, *f.* 24.

Fresh-water. Common in Porto Rico.—Widely distributed.

RUTILARIOPSIS

Van Heurck, Treatise 459. 1896.

Rutilariopsis recens (Cleve) Van Heurck, Treatise 460. 1896.

Rutilaria recens Cleve, Sv. Vet.-Akad. Handl. II. **18**^o: 19. *pl.* 4, *f.* 57. 1881.

Marine. St. Thomas (Østrup).—Galapagos Islands.

SCOLIOPLEURA

Grun. Verh. Zool.-Bot. Ges. Wien **10**: 554. 1860.

Scoliopleura latestriata (Bréb.) Grun.; Van Heurck, Syn. Diat. Belg. 111. *pl.* 17, *f.* 12. 1880.

Amphiprora latestriata Bréb.; Kütz. Sp. Alg. 93. 1849.

Boyer, Syn. N. Am. Diat. 476 (as *Scoliotropis latestriata*); Wolle, Diat. N. Am. *pl.* 31, *f.* 8.

Marine. San Juan Bay and marshes, Porto Rico; harbor of Christiansted, St. Croix.—North America; West Indies; Europe.

Scoliopleura tumida (Bréb.) Rab. Fl. Eur. Alg. **1**: 229. 1864.

Navicula tumida Bréb.; Kütz. Sp. Alg. 77. 1849.

Boyer, Syn. N. Am. Diat. 375; Boyer, Diat. Phila. 99. *pl.* 25, *f.* 1; Van Heurck, Syn. Diat. Belg. 112. *pl.* 17, *f.* 13 (forma *minor*).

Marine. San Juan Bay and marshes, Porto Rico.—North America; Europe; Asia; Australia.

My specimens are like the small form figured by Van Heurck.

STAURONEIS

Ehrenb. Abh. Akad. Berlin **1841**: 422. 1843.

Stauroneis africana Cleve, Sv. Vet.-Akad. Handl. II. **18**⁵: 15. *pl.* 3, *f.* 42. 1881.

H. & M. Perag. Diat. Mar. France 56. *pl.* 7, *f.* 27.

Marine. San Juan Bay, Porto Rico.—Europe; Asia; Africa.

Stauroneis anceps Ehrenb. Abh. Akad. Berlin **1841**: 422. *pl.* 2, *I*, *f.* 18. 1843.

Boyer, Syn. N. Am. Diat. 422; Wolle, Diat. N. Am. *pl.* 8, *f.* 4.

Fresh-water. Carolina, Virella Spring, Porto Rico.—Widely distributed.

Stauroneis anceps birostris (Ehrenb.) Cleve, Sv. Vet.-Akad. Handl. II. **26**²: 147. 1894.

Stauroneis birostris Ehrenb. Abh. Akad. Berlin **1841**: 422. *pl.* 2, *II*, *f.* 1. 1843.

Hérib. Diat. Auv. 77. *pl.* 3, *f.* 21 (as *S. gallica*).

Fresh-water. Ditch near Mayaguez, Porto Rico.—North and South America; Europe.

Stauroneis constricta Ehrenb. Abh. Akad. Berlin **1841**: 422. *pl.* 1, *II*, *f.* 12b? 1843.

Cleve, Sv. Vet.-Akad. Handl. II. **26**²: 145; H. & M. Perag. Diat. Mar. France 56. *pl.* 7, *f.* 32, 33; A. Schmidt, Atlas *pl.* 26, *f.* 35-39 (as *Stauroneis amphoroides*).

Marine. San Juan Bay, Porto Rico.—Europe.

Stauroneis Gregorii Ralfs; Pritchard, Infusoria 913. 1861.

Boyer, Syn. N. Am. Diat. 423; Van Heurck, Syn. Diat. Belg. 68. Suppl. *pl.* A, *f.* 4.

Marine. San Juan Bay, Porto Rico.—North America; Europe.

Stauroneis panduriformis Østrup, Dansk Bot. Ark. **1**¹: 5. *pl.* 1, *f.* 3. 1913.

Boyer, Syn. N. Am. Diat. 427.

Marine. St. Thomas (Østrup).—Known only from this locality.

Stauroneis Phoenicenteron amphilepta (Ehrenb.) Cleve, Sv. Vet.-Akad. Handl. II. **26**²: 149. 1894.

Stauroneis amphilepta Ehrenb. Abh. Akad. Berlin **1841**: 422. *pl.* 1, *II*, *f.* 9, 13. 1843.

Hérib. Diat. Auv. 77. *pl. 3, f. 18*; W. Smith, Syn. Brit. Diat. 1: 59. *pl. 19, f. 186* (as *S. gracilis*).

Fresh-water. Near Carolina, Porto Rico.—Europe; Greenland; Australia.

Stauroneis Rhombus Østrup, Dansk Bot. Ark. 1¹: 6. *pl. 1, f. 4*. 1913.

Boyer, Syn. N. Am. Diat. 427.

Marine. St. Croix (Østrup).—Known only from this locality.

Stauroneis salina W. Smith, Syn. Brit. Diat. 1: 60. *pl. 19, f. 188*. 1853.

Boyer, Syn. N. Am. Diat. 423; Boyer, Diat. Phila. 89. *pl. 27, f. 6*.

Marine. San Juan Bay, Ponce, Porto Rico.—North America; Europe.

Stauroneis similaris, new species.

Valves lanceolate with rounded ends and diaphragms. Axial area narrow, expanded at the center to form a small rhomboidal space. Stauros narrow, contracted at the margins. Striae slightly radiate, 15–16 in 10 μ , punctate. Length 28–65 μ . Breadth 8–12 μ .

Valvis lanceolatis, apicibus rotundatis; stauro angusto; striis punctatis subradiantibus 15–16 in 10 μ ; long. 28–65 μ , lat. 8–12 μ .

Brackish-water. Ditch near Park Loiza, Porto Rico. PLATE 9, FIG. 12.

The stauros is not like that of *S. salina*, to which diatom it is otherwise related. *S. Reichelti* Heiden (Schmidt, Atlas *pl. 241, f. 15, 16*) is similar, but the striation of the latter is closer. *S. similaris* was observed in a number of collections from Porto Rico.

STRIATELLA

Ag. Consp. Crit. Diat. 60. 1832.

Striatella delicatula (Kütz.) Grun.; Van Heurck, Syn. Diat. Belg. 165. *pl. 54, f. 5, 6*. 1881.

Hyalosira delicatula Kütz. Bac. 125. *pl. 18, f. III, 1*. 1844.

Boyer, Syn. N. Am. Diat. 161; Van Heurck, Treatise 363. *pl. 12, f. 483a*.

Marine. St. Croix (Østrup).—Widely distributed.

Striatella unipunctata (Lyngb.) Ag. Consp. Crit. Diat. 61. 1832.

Fragilaria unipunctata Lyngb. Tent. Hydroph. Dan. 183. *pl. 62, f. G*. 1819.

Boyer, Syn. N. Am. Diat. 160; Boyer, Diat. Phila. 38. *pl. 8, f. 22, 23*.

Marine. Fajardo, Porto Rico; harbor of Christiansted, St. Croix; St. Thomas, St. Croix, St. Jan (Østrup).—Widely distributed.

SURIPELLA

Turp. Mém. Mus. Hist. Nat. Paris 16: 362. 1828.

Suirella Comis A. Schmidt, Atlas *pl. 4, f. 3–7*. 1874 (as *S. lepida*, changed in index 1890).

H. & M. Perag. Diat. Mar. France 249. *pl. 59, f. 6–10*.

Marine. San Juan Bay, Porto Rico; harbor off Christiansted, St. Croix; St. Thomas, St. Croix (Østrup); Virgin Islands (Cleve, as *S. fastuosa lepida*).—North America; Europe; Australia.

Suirella eximia Grev. Quart. Jour. Micr. Sci. 5: 10. *pl. 3, f. 6*. 1857.

A. Schmidt, Atlas *pl. 4, f. 13*.

Marine. Virgin Islands (Cleve).—West Indies; Java.

Surirella fastuosa Ehrenb. Ber. Akad. Berlin 1840: 214. 1840.

Boyer, Syn. N. Am. Diat. 544; Boyer, Diat. Phila. 127. *pl. 35, f. 1.*

Marine. Common in Porto Rico; harbor of Christiansted, St. Croix; St. Thomas, St. Croix (Østrup).—Widely distributed.

Surirella fastuosa cuneata Witt, Jour. Mus. Godef. 1⁴: 113. *pl. 15, f. 5.* 1873.

H. & M. Perag. Diat. Mar. France 248. *pl. 58, f. 2, 4;* A. Schmidt, Atlas *pl. 4, f. 1, 2.*

Marine. San Juan marshes, Porto Rico; St. Thomas (Østrup); Virgin Islands (Cleve).—Widely distributed.

Surirella Febigerii Lewis, Proc. Acad. Phila. 1861: 63. *pl. 1, f. 2.* 1861.

Boyer, Syn. N. Am. Diat. 544; Boyer, Diat. Phila. 128. *pl. 36, f. 3.*

Marine. Common in Porto Rico; St. Thomas (Østrup).—North America.

Surirella Gemma Ehrenb. Abh. Akad. Berlin 1839: 156. *pl. 4, f. 5.* 1841.

Boyer, Syn. N. Am. Diat. 540; Boyer, Diat. Phila. 125. *pl. 36, f. 4.*

Marine. San Juan Bay and marshes, Porto Rico; St. Thomas (Østrup).—Widely distributed.

Surirella inducta A. Schmidt, Atlas *pl. 20, f. 10, pl. 24, f. 25.* 1875.

Wolle, Diat. N. Am. *pl. 55, f. 2.*

Marine, brackish-water, and fresh-water. Common in Porto Rico; St. Croix (Østrup).—North America; Demerara River.

Occurs in fresh water at the Quintana Spring, Porto Rico, and also reported by Østrup in fresh water from St. Croix.

Surirella patens A. Schmidt, Atlas *pl. 4, f. 16, 17.* 1874.

Marine. Virgin Islands (Cleve).—Europe; Australia.

Surirella praeclara A. Schmidt, Atlas *pl. 21, f. 2.* 1875.

Marine. San Juan Bay and marshes, Porto Rico.—Brazil.

S. praeclara may be the same as *S. pulchra* Lewis (Proc. Acad. Phila. 1861: 62. *pl. 1, f. 1*), but I have not seen specimens of the latter and Lewis's figure differs somewhat from Schmidt's. My specimens agree with Schmidt's figure.

Surirella recedens A. Schmidt, Atlas *pl. 19, f. 2-4.* 1875.

Boyer, Syn. N. Am. Diat. 545; Boyer, Diat. Phila. 127. *pl. 35, f. 7.*

Marine. San Juan Bay, Porto Rico; St. Thomas (Østrup).—North America; Europe. PLATE 9, FIG. 13.

Surirella robusta Ehrenb. Ber. Akad. Berlin 1840: 215. 1840.

Boyer, Syn. N. Am. Diat. 537; Boyer, Diat. Phila. 124. *pl. 36, f. 2.*

Fresh-water. Common in Porto Rico, but not abundant.—Widely distributed.

Surirella splendida (Ehrenb.) Kütz. Bac. 62. *pl. 7, f. IX.* 1844.

Navicula splendida Ehrenb. Abh. Akad. Berlin 1831: 81. 1832.

Boyer, Syn. N. Am. Diat. 536; Boyer, Diat. Phila. 125. *pl. 35, f. 3.*

Fresh-water. Common in Porto Rico, but not abundant.—Widely distributed.

Surirella splendida constricta Hustedt; A. Schmidt, Atlas *pl. 283, f. 9-11.* 1912.

Fresh-water. Descalabrado River, Porto Rico.—With the typical form.

Surirella splendida minima Østrup, Meddel. Grøn. 18: 449. *pl. 6, f. 68*. 1895.

Boyer, Syn. N. Am. Diat. 537 (as *S. Oestrupi*).

Fresh-water. Porto Rico.—Greenland.

Occurs abundantly in the streams of Porto Rico and is undoubtedly a small variety of *S. splendida*, with which it is connected by numerous larger and more robust intermediate forms. The smaller forms range in size from 25–40 μ and have about 4 costae in 10 μ . In larger forms the costae are 2–3 in 10 μ . Specimens with the outline of *S. tenera* are also common.

Surirella striatula Turp. Mém. Mus. Hist. Nat. Paris 16: 363. *pl. 15*. 1828.

Boyer, Syn. N. Am. Diat. 539; Boyer, Diat. Phila. 125. *pl. 34, f. 1*.

Marine and brackish-water. Common in Porto Rico.—Widely distributed.

Surirella tenera Greg. Quart. Jour. Micr. Sci. 4: 11. *pl. 1, f. 38*. 1856.

Boyer, Syn. N. Am. Diat. 540; Boyer, Diat. Phila. 125. *pl. 35, f. 6*.

Fresh-water. Common and abundant in Porto Rico; St. Croix (Østrup).—North America; Europe.

SYNEDRA

Ehrenb. Abb. Akad. Berlin 1830: 40. 1830.

Synedra Acus Kütz. Bac. 68. *pl. 15, f. VII*. 1844.

Boyer, Syn. N. Am. Diat. 201; Boyer, Diat. Phila. 48. *pl. 11, f. 9, 18*.

Fresh-water. Common and abundant in Porto Rico.—Widely distributed.

Synedra affinis Kütz. Bac. 68. *pl. 15, f. VI, XI*. 1844.

Boyer, Syn. N. Am. Diat. 205; Boyer, Diat. Phila. 50. *pl. 12, f. 3*.

Marine and brackish-water. Common in Porto Rico.—Widely distributed.

Synedra affinis dubia Grun.; Van Heurck, Syn. Diat. Belg. *pl. 41, f. 20*. 1881.

Marine. Fajardo, Porto Rico.—Distributed with the typical form.

Synedra affinis gracilis (Kütz.) Grun.; Van Heurck, Syn. Diat. Belg. *pl. 41, f. 15C*. 1881.

Synedra gracilis Kütz. Bac. 64. *pl. 3, f. XIV*. 1844.

Boyer, Syn. N. Am. Diat. 205.

Marine. St. Croix (Østrup).—Distributed with the typical form.

Synedra affinis hybrida Grun.; Van Heurck, Syn. Diat. Belg. *pl. 41, f. 9B*. 1881 (forma *elongata*).

Marine. St. Croix (Østrup).—Distributed with the typical form.

Synedra affinis intermedia Grun.; Van Heurck, Syn. Diat. Belg. *pl. 41, f. 21*. 1881.

Marine. Ponce, Mayaguez, Porto Rico; St. Croix (Østrup).—Distributed with the typical form.

Synedra affinis subtilis (Kütz.) Grun.; Van Heurck, Syn. Diat. Belg. *pl. 41, f. 18*. 1881.

Synedra subtilis Kütz. Bac. 64. *pl. 14, f. IIa*. 1844.

Marine. St. Croix, St. Jan (Østrup).—Distributed with the typical form.

Synedra affinis tenuis (Kütz.) Grun.; Van Heurck, Syn. Diat. Belg. *pl. 41, f. 17*. 1881.

Synedra tenuis Kütz. Bac. 65. *pl. 14, f. XII*. 1844.

Boyer, Syn. N. Am. Diat. 205.

Marine. Fajardo, Porto Rico; St. Croix (Østrup).—Distributed with the typical form.

Synedra barbatula Kütz. Bac. 68. *pl. 15, f. X, 4.* 1844.

Boyer, Syn. N. Am. Diat. 206; Van Heurck, Syn. Diat. Belg. 152. *pl. 40, f. 6.*

Marine. St. Croix (Østrup).—Europe.

Synedra danica Kütz. Bac. 66. *pl. 14, f. XIII.* 1844.

Boyer, Syn. N. Am. Diat. 200; Boyer, Diat. Phila. 48. *pl. 11, f. 2.*

Fresh-water. Common in Porto Rico.—Widely distributed.

More properly a variety of *S. Ulua*.

Synedra delicatissima mesoleia Grun.; Van Heurck, Syn. Diat. Belg. *pl. 39, f. 6.* 1881.

Fresh-water. Common in Porto Rico; St. Thomas (Østrup).—Europe.

Synedra dubia (Grun.) Østrup, Dansk Bot. Ark. 1¹: 19. 1913.

Sceptroneis dubia Grun. Mo. Micr. Jour. 18: 169. *pl. 194, f. 4.* 1877.

Marine. Gallardo Shoals, Porto Rico; St. Thomas (Østrup).—Honduras.

This is an abnormal form of one of the species of the *Ardissonia* group of *Synedra*, and should be abandoned as a distinct species. Similar forms are observed frequently in these waters.

Synedra formosa Hantzsch; Rab. Beitr. Alg. 1: 19. *pl. 5, f. 3.* 1863.

Boyer, Syn. N. Am. Diat. 209; Van Heurck, Syn. Diat. Belg. *pl. 42, f. 8.*

Marine. San Juan Bay, Porto Rico; harbor of Christiansted, St. Croix; St. Thomas, St. Croix, St. Jan (Østrup).—Widely distributed.

Synedra Frauenfeldii Grun. Verh. Zool.-Bot. Ges. Wien 12: 406. *pl. 4, f. 26.* 1862; Mo. Micr. Jour. 18: 167. *pl. 193, f. 10.* 1877.

Marine. Virgin Islands (Cleve).—Honduras.

Synedra fulgens (Grev.) W. Smith, Syn. Brit. Diat. 1: 74. *pl. 12, f. 103.* 1853.

Exilaria fulgens Grev. Scot. Crypt. Fl. 5: *pl. 291.* 1827.

Boyer, Syn. N. Am. Diat. 208; Van Heurck, Syn. Diat. Belg. 154. *pl. 43, f. 1, 2.*

Marine. San Juan Bay, Porto Rico.—North America; Europe.

Synedra fulgens dalmatica (Kütz.) Grun.; Van Heurck, Syn. Diat. Belg. *pl. 43, f. 5.* 1881.

Synedra dalmatica Kütz. Bac. 69. *pl. 12, f. II, 1-5.* 1844.

Marine. Fajardo, Porto Rico; St. Jan (Østrup, as *S. crystallina dalmatica*).—Europe.

Synedra fulgens gigantea (Lobarz.) Rab. Fl. Eur. Alg. 1: 140. 1864.

Synedra gigantea Lobarz. Linnaea 14: 276. *pl. 6.* 1840.

H. & M. Perag. Diat. Mar. France 311. *pl. 79, f. 6.*

Marine. Canal de Martin Peña, Porto Rico; St. Croix (Østrup).—Europe.

Synedra fulgens mediterranea Grun.; Van Heurck, Syn. Diat. Belg. *pl. 43, f. 3.* 1881.

Marine. San Juan Bay, Porto Rico; St. Thomas (Østrup).—Europe.

Synedra Goulardi Bréb.; Cleve & Grun. Sv. Vet.-Akad. Handl. II. 17: 107. *pl. 6, f. 119.* 1880.

Boyer, Syn. N. Am. Diat. 201; Boyer, Diat. Phila. 48. *pl. 11, f. 12, 13.*

Fresh-water. Common in Porto Rico.—North America; South America.

This is no more than a variety of *S. Ulna*. Many intermediate forms were observed in collections of the latter.

Synedra Goulardi elongata M. Perag.; Temp. & Perag. Diat. Monde Entier ed. 2. 24. *slide 44.* 1915.

Fresh-water. With the typical form, Porto Rico.—Reunion Island.

Synedra Hennedyana Greg. Trans. Roy. Soc. Edinb. 21: 532. *pl. 14, f. 108.* 1857.

Boyer, Syn. N. Am. Diat. 211; Van Heurck, Syn. Diat. Belg. 154. *pl. 42, f. 3.*

Marine. San Juan Bay, Fajardo, Porto Rico; harbor of Christiansted, St. Croix; St. Croix (Østrup); Virgin Islands (Cleve).—Widely distributed.

Synedra Hennedyana insignis (Grun.) H. & M. Perag. Diat. Mar. France 314. *pl. 78, f. 8.* 1900.

Synedra crystallina insignis Grun. Mo. Micr. Jour. 18: 167. *pl. 193, f. 11.* 1877.

Marine. Harbor of Christiansted, St. Croix.—Honduras; Adriatic Sea.

Synedra investiens W. Smith, Syn. Brit. Diat. 2: 98. 1856.

Boyer, Syn. N. Am. Diat. 204; Van Heurck, Syn. Diat. Belg. 152. *pl. 40, f. 3;*
A. Schmidt, Atlas *pl. 306, f. 19-24.*

Marine. San Juan Bay and marshes, Porto Rico.—North America; Europe.

Synedra laevigata Grun. Mo. Micr. Jour. 18: 166. *pl. 193, f. 3.* 1877.

Boyer, Syn. N. Am. Diat. 204.

Marine. Gallardo Shoals, Ponce, Fajardo, Porto Rico; harbor of Christiansted, St. Croix; St. Thomas, St. Croix (Østrup).—Honduras; Mauritius; Samoa.

S. laevigata has extremely close and delicate striae which I have been unable to resolve. They are probably more than 40 in 10 μ . The diatom is very variable and, in addition to Grunow's varieties, sinuose and capitate forms were observed.

Synedra laevigata angustata Grun.; Van Heurck, Syn. Diat. Belg. *pl. 40, f. 7.* 1881.

Marine. Ponce, Porto Rico.—Honduras.

Synedra laevigata hyalina Grun. Mo. Micr. Jour. 18: 166. *pl. 193, f. 5.* 1877.

Marine. Gallardo Shoals, Porto Rico; harbor of Christiansted, St. Croix; St. Thomas (Østrup).—Australia.

Smaller than the typical form and with produced apices. Striae 38 in 10 μ .

Synedra laevigata obtusiuscula Grun. Mo. Micr. Jour. 18: 166. *pl. 193, f. 4.* 1877.

Marine. Fajardo, Porto Rico; harbor of Christiansted, St. Croix.—Mauritius; Samoa.

Broader than the type and with coarser striation, 38 in 10 μ .

Synedra oxyrhynchus Kütz. Bac. 66. *pl. 14, f. VIII 2, IX-XI.* 1844.

Boyer, Syn. N. Am. Diat. 202; Van Heurck, Syn. Diat. Belg. 151. *pl. 39, f. 1A.*

Fresh-water. Common in Porto Rico.—Widely distributed.

More properly, a variety of *S. Ulna*.

Synedra oxyrhynchus undulata Grun.; Van Heurck, Syn. Diat. Belg. *pl.* 39, *f.* 2. 1881.

Fresh-water. Porto Rico.—Distributed with the typical form.

Synedra parva Kütz. Bac. 67. *pl.* 15, *f.* IX. 1844 (as *S. parvula*, corr. in Sp. Alg. 46. 1849).

Boyer, Syn. N. Am. Diat. 205; Van Heurck, Syn. Diat. Belg. 153. *pl.* 41, *f.* 22, 23. Marine. San Juan Bay, Fajardo, Mayaguez, Porto Rico.—West Indies; Europe.

Synedra provincialis Grun. Mo. Micr. Jour. 18: 166. *pl.* 193, *f.* 6. 1877.

Boyer, Syn. N. Am. Diat. 206; Van Heurck, Syn. Diat. Belg. *pl.* 40, *f.* 8.

Marine. Gallardo Shoals, Porto Rico; St. Thomas (Østrup).—Mediterranean Sea.

Related to *S. laevigata* Grun. but with coarser striation, 30 in 10 μ . Capitate and arcuate forms were also observed.

Synedra provincialis tortuosa Grun. Mo. Micr. Jour. 18: 166. *pl.* 193, *f.* 7. 1877.

Van Heurck, Syn. Diat. Belg. *pl.* 40, *f.* 9.

Marine. Gallardo Shoals, Porto Rico.—Samoa.

Synedra punctata Østrup, Dansk Bot. Ark. 1¹: 20. *pl.* 1, *f.* 21. 1913.

Boyer, Syn. N. Am. Diat. 211.

Marine. San Juan Bay, Porto Rico; St. Croix (Østrup).—Known only from these localities.

Only one fragmentary specimen was observed by me. I believe it to be an abnormal form of one of the *Ardissonia* group of *Synedra*.

Synedra robusta Ralfs; Pritchard, Infusoria 789. *pl.* 8, *f.* 3. 1861.

Boyer, Syn. N. Am. Diat. 209; Wolle, Diat. N. Am. *pl.* 39, *f.* 1.

Marine. San Juan Bay, Fajardo, Porto Rico.—North America; Europe.

Synedra superba Kütz. Bac. 69. *pl.* 15, *f.* XIII. 1844.

Boyer, Syn. N. Am. Diat. 209; W. Smith, Syn. Brit. Diat. 1: 74. *pl.* 12, *f.* 102; H. L. Smith, Type Slide 578.

Marine. San Juan Bay, Gallardo Shoals, Fajardo, Porto Rico; Virgin Islands (Cleve).—Atlantic coast of North America; Europe.

Synedra tabulata (Ag.) Kütz. Bac. 68. *pl.* 15, *f.* X 1-3. 1844.

Diatoma tabulatum Ag. Consp. Crit. Diat. 50. 1832.

Boyer, Syn. N. Am. Diat. 206; Boyer, Diat. Phila. 50. *pl.* 12, *f.* 4 (as *S. affinis tabulata*); H. & M. Perag. Diat. Mar. France 319. *pl.* 80, *f.* 13-15 (as *S. affinis tabulata*).

Marine. St. Croix (Østrup, as *S. affinis tabulata*).—North America; Europe; Australia.

Synedra Ulna (Nitzsch) Ehrenb. Abh. Akad. Berlin 1831: 87. 1832.

Bacillaria Ulna Nitzsch, Neue Schrift. Nat. Ges. Halle 3¹: 99. *pl.* 5. 1817.

Boyer, Syn. N. Am. Diat. 198; Boyer, Diat. Phila. 47. *pl.* 11, *f.* 4, 7.

Fresh-water. Porto Rico; St. Thomas, St. Croix, St. Jan (Østrup).—Widely distributed.

The most abundant Porto Rican fresh-water diatom and observed in almost every collection made. The variations and abnormalities are in endless profusion, perhaps more so there than elsewhere. Several of the forms here reported as species are merely variations of *S. Ulna*.

Synedra Ulna lanceolata (Kütz.) Grun.; Van Heurck, Syn. Diat. Belg. 151. *pl. 33, f. 9, 10.* 1881.

Synedra lanceolata Kütz. Bac. 66. *pl. 30, f. 31.* 1844.

Fresh-water. Porto Rico, with the typical form.—Widely distributed.

Synedra Ulna subaequalis Grun.; Van Heurck, Syn. Diat. Belg. 151. *pl. 33, f. 13.* 1881.

Fresh-water. Porto Rico, with the typical form.—Widely distributed.

Synedra Ulna vitrea (Kütz.) Grun.; Van Heurck, Syn. Diat. Belg. 151. *pl. 33, f. 11, 12.* 1881.

Synedra vitrea Kütz. Bac. 66. *pl. 14, f. XVII.* 1844.

Fresh-water. Porto Rico, with the typical form.—Widely distributed.

Synedra undulata Bail. Smithson. Contr. 7: 15. *pl. f. 24, 25.* 1854.

Boyer, Syn. N. Am. Diat. 210; Wolle, Diat. N. Am. *pl. 39, f. 6.*

Marine. San Juan Bay, Gallardo Shoals, Porto Rico; harbor of Christiansted, St. Croix; St. Croix (Østrup); Virgin Islands (Gleve).—Widely distributed.

TERPSINOË

Ehrenb. Abh. Akad. Berlin 1841: 402. 1843.

Terpsinoë americana (Bail.) Ralfs; Pritchard, Infusoria 859. 1861.

Tetragramma americana Bail. Smithson. Contr. 7: 7. *f. 1* (text). 1854.

Boyer, Syn. N. Am. Diat. 145; Boyer, Diat. Phila. 34. *pl. 6, f. 10*; A. Schmidt, Atlas *pl. 200, f. 9-13.*

Marine. San Juan Bay, Porto Rico.—Atlantic coast of North America; Europe; Asia; Australia.

Terpsinoë Musica Ehrenb. Abh. Akad. Berlin. 1841: 425. *pl. 3, IV, f. 1.* 1843.

Boyer, Syn. N. Am. Diat. 144; Wolle, Diat. N. Am. *pl. 61, f. 6, 13-15.*

Fresh-water. Common in Porto Rico; St. Thomas, St. Croix, St. Jan (Østrup).—North America; South America; Europe; Africa.

THALASSIOTHRIX

Cleve & Grun. Sv. Vet.-Akad. Handl. II. 17²: 108. 1880.

Thalassiothrix longissima Cleve & Grun. Sv. Vet.-Akad. Handl. II. 17²: 108. 1880.

Synedra Thalassotrix Cleve, Bih. Sv. Vet.-Akad. Handl. 1¹³: 22. *pl. 4, f. 24.* 1873.

Boyer, Syn. N. Am. Diat. 207; Gran, Nord. Plank. 19: 116. *f. 157.*

Marine. Canal de Martin Peña, Porto Rico.—Plankton.

Thalassiothrix nitzschioides Grun.; Van Heurck, Syn. Diat. Belg. 153. *pl. 43, f. 7-10.* 1881.

Synedra nitzschioides Grun. Verh. Zool.-Bot. Ges. Wien 12: 403. *pl. 5, f. 18.* 1862.

Boyer, Syn. N. Am. Diat. 207; Gran, Nord. Plank. Diat. 19: 117. *f. 158.*

Marine. Canal de Martin Peña, Porto Rico.—Plankton.

TOXONIDEA

Donk. Trans. Micr. Soc. Lond. II. 6: 19. 1858.

Toxonidea Gregoriana Donk. Trans. Micr. Soc. Lond. II. 6: 19. *pl. 3, f. 1.* 1858.

Boyer, Syn. N. Am. Diat. 476; Wolle, Diat. N. Am. *pl. 69, f. 12.*

Marine. Harbor of Christiansted, St. Croix.—North America.

TRACHYNEIS

Cleve, Sv. Vet.-Akad. Handl. II. 26^o: 190. 1894.

Trachyneis aspera (Ehrenb.) Cleve, Sv. Vet.-Akad. Handl. II. 26^o: 191. 1894.

Pinnularia aspera Ehrenb. Ber. Akad. Berlin 1840: 213. 1840.

Boyer, Syn. N. Am. Diat. 428; Wolle, Diat. N. Am. *pl. 20, f. 4*; Van Heurck, Syn. Diat. Belg. *pl. 10, f. 13* (as *Stauroneis aspera*).

Marine. San Juan Bay, Porto Rico; harbor of Christiansted, St. Croix; Virgin Islands (Cleve, as *Navicula aspera*).—Widely distributed.

Trachyneis aspera Atomus, new variety.

Valves linear-lanceolate, with obtusely rounded ends. Raphe symmetric. Alveoli in slightly radiate, transverse rows, 21–22 in 10 μ . Length 40–45 μ . Breadth 8–9 μ .

Valvis lineari-lanceolatis, apicibus obtuse rotundatis; striis 21–22 in 10 μ ; long. 40–45 μ , lat. 8–9 μ .

Marine. Harbor of Christiansted, St. Croix. PLATE 9, FIG. 14.

Trachyneis aspera intermedia (Grun.) Cleve, Sv. Vet.-Akad. Handl. II. 26^o: 192. 1894.

Navicula aspera intermedia Grun.; A. Schmidt, Atlas *pl. 48, f. 14.* 1876.

Boyer, Syn. N. Am. Diat. 428; Boyer, Diat. Phila. 79. *pl. 17, f. 15.*

Marine. San Juan Bay, Porto Rico.—Widely distributed.

Trachyneis aspera minuta H. & M. Perag. Diat. Mar. France 150. *pl. 29, f. 7.* 1898.

Marine. San Juan Bay, Fajardo, Porto Rico; harbor of Christiansted, St. Croix; St. Thomas, St. Croix (Østrup).—Europe; Australia.

Trachyneis aspera pulchella (W. Smith) Cleve, Sv. Vet.-Akad. Handl. II. 26^o: 191. 1894.

Stauroneis pulchella W. Smith, Syn. Brit. Diat. 1: 61. *pl. 19, f. 194.* 1853.

Boyer, Syn. N. Am. Diat. 428; A. Schmidt, Atlas *pl. 48, f. 12, 13* (Fricke's Index).

Marine. San Juan Bay, Porto Rico; harbor of Christiansted, St. Croix; St. Croix, St. Jan (Østrup).—North America; Europe; Asia; Australia.

Trachyneis aspera residua (A. Schmidt) Cleve, Sv. Vet.-Akad. Handl. II. 26^o: 191. 1894.

Navicula residua A. Schmidt, Atlas *pl. 48, f. 29.* 1876.

Marine. St. Thomas (Østrup).—Japan; Cape Horn.

Trachyneis aspera vulgaris Cleve, Sv. Vet.-Akad. Handl. II. 26^o: 191. 1894.

A. Schmidt, Atlas *pl. 48, f. 2–6* (as *Navicula aspera*).

Marine. San Juan Bay, Porto Rico; St. Thomas, St. Croix (Østrup).—Widely distributed.

Trachyneis velata (A. Schmidt) Cleve, Sv. Vet.-Akad. Handl. II. **26**: 194. 1894.

Navicula velata A. Schmidt, Atlas *pl.* 48, *f.* 33. 1876.

Marine. St. Thomas (Østrup).—Widely distributed.

TRACHYSPHENIA

P. Petit, Fonds Mer **3**: 190. 1877.

Trachysphenia australis auklandica Grun.; Van Heurck, Syn. Diat. Belg. *pl.* 37, *f.* 1. 1881.

Marine. Fajardo, Laguna San José, Porto Rico.—Auckland.

Somewhat narrower at the base than Grunow's figure indicates. Striae 11 in 10 μ , consisting of 1–3 coarse puncta on each side of the pseudo-raphe. Length 17 μ .

Trachysphenia australis elliptica Cleve, Vega-Exp. Iaktt. **3**: 500. *pl.* 37, *f.* 54. 1883.

Marine. Fajardo, Porto Rico.—Borneo.

Elliptic in outline, with 10 striae in 10 μ . Length 19–20 μ .

TROPIDONEIS

Cleve, Diatomiste **1**: 53. 1891.

Tropidoneis lepidoptera (Greg.) Cleve, Sv. Vet.-Akad. Handl. II. **26**: 25. 1894.

Amphiprora lepidoptera Greg. Trans. Micr. Soc. Lond. II. **5**: 76. *pl.* 1, *f.* 39. 1857.

Boyer, Syn. N. Am. Diat. 480; Boyer, Diat. Phila. 69. *pl.* 14, *f.* 8, 9.

Marine. Common in Porto Rico; harbor of Christiansted, St. Croix; St. Thomas, St. Croix (Østrup).—Widely distributed.

Tropidoneis lepidoptera mediterranea (Grun.) H. & M. Perag. Diat. Mar. France 188. *pl.* 39, *f.* 8, 9. 1898.

Amphiprora mediterranea Grun. Verh. Zool.-Bot. Ges. Wien **10**: 569. *pl.* 7, *f.* 3. 1860.

Marine. Laguna San José, Porto Rico; St. Croix, St. Jan (Østrup).—Distributed with the typical form.

Tropidoneis lepidoptera minor Cleve, Sv. Vet.-Akad. Handl. II. **26**: 25. 1894.

H. & M. Perag. Diat. Mar. France 189. *pl.* 39, *f.* 14, 15.

Brackish-water. Near Guayama, Porto Rico.—Europe.

Tropidoneis lepidoptera proboscidea Cleve, Sv. Vet.-Akad. Handl. II. **26**: 25. 1894.

H. & M. Perag. Diat. Mar. France 188. *pl.* 39, *f.* 10.

Marine and brackish-water. San Juan Bay, Mayaguez, Porto Rico.—Europe; Africa.

Tropidoneis maxima (Greg.) Cleve, Sv. Vet.-Akad. Handl. II. **26**: 26. 1894.

Amphiprora maxima Greg. Trans. Roy. Soc. Edinb. **21**: 507. *pl.* 12, *f.* 61. 1857.

Boyer, Syn. N. Am. Diat. 480; Wolle, Diat. N. Am. *pl.* 2, *f.* 17, 18.

Marine. San Juan Bay, Porto Rico.—North America; Europe; Asia.

Tropidoneis pusilla (Greg.) Cleve, Sv. Vet.-Akad. Handl. II. 26²: 26. 1894.
Amphiprora pusilla Greg. Trans. Roy. Soc. Edinb. 21: 504. pl. 12, f. 56. 1857.
 Boyer, Syn. N. Am. Diat. 481; Østrup, Dansk Bot. Ark. 1¹: 2. pl. 1, f. 1.
 Marine. St. Croix (Østrup).—Europe.

Tropidoneis seriata Cleve, Diatomiste 1: 75. pl. 12, f. 2-4. 1892.
 Boyer, Syn. N. Am. Diat. 481.
 Marine. San Juan Bay, Porto Rico.—Connecticut; Jamaica; Colon.

Tropidoneis Van-Heurckii (Grun.) Cleve, Sv. Vet.-Akad. Handl. II. 26²: 27. 1894.

Plagiotropis Van-Heurckii Grun.; Van Heurck, Syn. Diat. Belg. 122. pl. 22bis, f. 6-8. 1880.

Brackish-water. Belgium.

Typical examples of this species were not found in Porto Rico.

Tropidoneis Van-Heurckii maxima, new variety.

Frustule elliptic, moderately constricted. Keel eccentric. On the broad side of the valve, at each end, is a short wing extending about one third the length and showing as a curved line. Striae 16-17 in 10 μ , punctate, a few, in the middle, more separated. Length 130-165 μ .

Typo similis sed major; striis punctatis 16-17 in 10 μ ; long. 130-165 μ .

Brackish-water. Abundant in the marsh at Miramar, Porto Rico. PLATE 9, FIG. 15.

Undoubtedly a large and robust variety of *T. Van-Heurckii*. The latter is described as about 60 μ in length.

Tropidoneis vitrea (W. Smith) Cleve, Sv. Vet.-Akad. Handl. II. 26²: 27. 1894.

Amphiprora vitrea W. Smith, Syn. Brit. Diat. 1: 44. pl. 31, f. 270. 1853.

Boyer, Syn. N. Am. Diat. 480; Wolle, Diat. N. Am. pl. 5, f. 13-15; Van Heurck, Syn. Diat. Belg. pl. 22, f. 7-9.

Marine. Common in Porto Rico; St. Croix (Østrup).—North America; Europe.

Tropidoneis vitrea mediterranea (Grun.) Cleve, Sv. Vet.-Akad. Handl. II. 26²: 27. 1894.

Plagiotropis mediterranea Grun.; Cleve & Grun. Sv. Vet.-Akad. Handl. II. 17²: 66. 1880.

Boyer, Syn. N. Am. Diat. 481; H. & M. Perag. Diat. Mar. France 192. pl. 41, f. 11-13.

Marine and brackish-water. San Juan Bay, Ponce, Porto Rico.—North America; Europe; Samoa.

LITERATURE CITED*

Agardh, Carl Adolf, 1785-1859.

Systema algarum. i-xxxviii. 1-312. 1824.

Aufzählung einiger in den österreichischen Ländern gefundenen neuen Gattungen und Arten von Algen, nebst ihrer Diagnostik und beigefügten Bemerkungen. Flora 10: 625-646. 1827.

Icones algarum europaearum. pl. 1-40, with expl. leaves. 1828-1835.

Conspectus criticus Diatomacearum. 1-66. 1830-1832.

Arnott, George Arnott Walker, 1799-1868.

[Proceedings of the] Dublin Microscopical Club, November 21st, 1872. Quart. Jour. Micr. Sci. II. 13: 310-311. 1873.

Bailey, Jacob Whitman, 1811-1857.

A sketch of the Infusoria, of the family Bacillaria, with some account of the most interesting species which have been found in a recent or fossil state in the United States. Am. Jour. Sci. 41: 284-305. pl. 3. 1841; 42: 88-105. pl. 2. 1842; 43: 321-332. pl. 5. 1842.

Account of some new infusorial forms discovered in the fossil Infusoria from Petersburg, Va., and Piscataway, Md. Am. Jour. Sci. 46: 137-141. pl. 3. 1844.

Notice of some new localities of Infusoria, fossil and recent. Am. Jour. Sci. 48: 321-343. pl. 4. 1845.

Some remarks on the *Navicula Spencerii*, and on a still more difficult test object. Am. Jour. Sci. II. 7: 265-270. 1849.

Microscopical observations made in South Carolina, Georgia and Florida. Smithson. Contr. 2^s: 1-48. pl. 1-3. 1851.

Notes on new species and localities of microscopical organisms. Smithson. Contr. 7: 1-16. f. 1-4 + pl. 1854.

Notice of microscopic forms found in the soundings of the sea of Kamtschatka. Am. Jour. Sci. II. 22: 1-6. pl. 1. 1856.

Bailey, Loring Woart, 1839-1925.

Notes on new species of microscopical organisms, chiefly from the Para River, South America. Bost. Jour. Nat. Hist. 7: 329-352. pl. 7, 8. 1861.

Bory de Saint-Vincent, Jean Baptiste Geneviève Marcellin, 1778-1846.

Dictionnaire classique d'histoire naturelle. 17 vols. incl. pls. and map. 1822-1831.

Boyer, Charles Sumner, 1856-1928.

The biddulphoid forms of North American Diatomaceae. Proc. Acad. Phila. 1900: 685-748. 1901.

The Diatomaceae of Philadelphia and vicinity. 1-143. pl. 1-40. 1916.

Synopsis of North American Diatomaceae. Proc. Acad. Phila. 78: Suppl. 1-228. 1926; 79: Suppl. 229-583. 1927.

Brébisson, Louis Alphonse de, 1798-1872.

Considérations sur les Diatomées et essai d'une classification des genres et des espèces appartenant à cette famille. 1-22. 1838.

Note sur quelques Diatomées marines rares ou peu connues du littoral de Cherbourg. Mém. Soc. Sci. Nat. Cherbourg 2: 241-258. pl. 1854.

* In all but two instances, the original papers cited in this report are in the libraries of The New York Botanical Garden, The American Museum of Natural History, or Columbia University, or The New York Public Library, or the private library of the author; and this list has been prepared directly from them. The full names of authors, with years of birth and death, as far as known, have been supplied by the present Editor of the Academy, Dr. John Hendley Barnhart, Bibliographer of The New York Botanical Garden.

Brightwell, Thomas, 1787-1868.

On the filamentous, long-horned Diatomaceae, with a description of two new species. *Quart. Jour. Micr. Sci.* **4**: 105-109. *pl. 7.* 1856.

Further observations on the genus *Triceratium*, with descriptions and figures of new species. *Quart. Jour. Micr. Sci.* **4**: 272-276. *pl. 17.* 1856.

Remarks on the genus *Rhizosolenia* of Ehrenberg. *Quart. Jour. Micr. Sci.* **6**: 93-95. *pl. 5.* 1858.

On some of the rarer or undescribed species of Diatomaceae. *Quart. Jour. Micr. Sci.* **7**: 179-181. *pl. 9.* 1859; **8**: 93-96. *pl. 5, 6.* 1860.

Brun, Jacques, 1826-1908.

Diatomées des Alpes et du Jura et de la région suisse et française des environs de Genève. 1-146. *pl. 1-9.* 1880.

Diatomées espèces nouvelles marines, fossiles ou pélagiques. *Mém. Soc. Phys. Hist. Nat. Genève* **31** (2)¹: 1-47. *pl. 11-22.* 1891.

Notes sur quelques espèces nouvelles. *Diatomiste* **1**: 173-177. *pl. 24.* 1893.

Espèces nouvelles. *Diatomiste* **2**: 72-78, 86-88. *pl. 5, 6.* 1894.

Diatomées lacustres, marines ou fossiles; espèces nouvelles ou insuffisamment connues. *Diatomiste* **2**: *pl. 14-17*, with expl. leaves. 1895.

Brun, Jacques, 1826-1908; & Tempère, Joannes Albert, 1847-1926.

Diatomées fossiles du Japon. Espèces marines & nouvelles des calcaires argileux de Sendai & de Yedo. *Mém. Soc. Phys. Hist. Nat. Genève* **30**²: 1-75. *pl. 1-9.* 1889.

Candolle, Augustin Pyramus de, 1778-1841.

Flore Française. 6 vols. 1805-1815.

Castracane degli Antelminelli, Francesco, 1817-1899.

Report on the Diatomaceae. Report on the scientific results of the voyage of H. M. S. Challenger during the years 1873-76. *Botany.* **2**: 1-178. *pl. 1-30.* 1886.

Cleve, Per Theodor, 1840-1905.

Svenska och Norska Diatomacéer. Öfvers. Sv. Vet.-Akad. Förhandl. **25**: 213-239. *pl. 4.* 1868.

Examination of diatoms found on the surface of the sea of Java. *Bih. Sv. Vet.-Akad. Handl.* **1**¹: 1-13. *pl. 1-3.* 1873.

On diatoms from the Arctic Sea. *Bih. Sv. Vet.-Akad. Handl.* **1**³: 1-28. *pl. 1-4.* 1873.

Diatoms from the West Indian archipelago. *Bih. Sv. Vet.-Akad. Handl.* **5**⁸: 1-22. *pl. 1-5.* 1878.

On some new and little known diatoms. *Sv. Vet.-Akad. Handl. II.* **18**⁵: 1-28. *pl. 1-6.* 1881.

Färskvattens-Diatomacéer från Grönland och Argentinska Republiken. Öfvers. Vet.-Akad. Förhandl. **38**¹⁰: 3-13. *pl. 16.* 1882.

Diatoms collected during the expedition of the Vega. *Vega-Exp. Iaktt.* **3**: 455-517. *pl. 35-38.* 1883.

Pelagiske Diatomeer från Kattogat. Det videnskabelige Udbytte af Kanonbaaden "Hauchs" togter i de Danske Have indenfor Skagen i Aarene 1883-1886. 1-464. *pl. 1-9. maps 1-43.* 1889-1893.

Dictyonopsis Cleve n. g. Note préliminaire. *Diatomiste* **1**: 14-17. 1890.

Remarques sur le genre *Amphiprora*. *Diatomiste* **1**: 51-54. 1891.

The diatoms of Finland. *Acta Soc. Faun. Fl. Fenn.* **8**²: 1-68. *pl. 1-3, map.* 1891.

Diatomées rares ou nouvelles. *Diatomiste* **1**: 75-78. *pl.* 12. 1892.

Sur quelques nouvelles formes du genre *Mastogloia*. *Diatomiste* **1**: 159-163. *pl.* 23. 1892.

Sur quelques espèces nouvelles ou peu connues. *Diatomiste* **2**: 12-16. *pl.* 1. 1893.

Les Diatomées de l'Equateur. *Diatomiste* **2**: 99-103. *pl.* 7. 1894.

Synopsis of the naviculoid diatoms. *Sv. Vet.-Akad. Handl.* **II**. **26**²: 1-194. *pl.* 1-5. 1894; **27**³: 1-219. *pl.* 1-4. 1895.

A treatise on the phytoplankton of the Atlantic and its tributaries and on the periodical changes of the plankton of Skagerak. 1-27. tables. *pl.* 1-4. 1897.

Cleve, Per Theodor, 1840-1905; & Grunow, Albert, 1826-1914.

Beiträge zur Kenntniss der arctischen Diatomeen. *Sv. Vet.-Akad. Handl.* **II**. **17**²: 1-121. *pl.* 1-7. 1880.

Deby, Julien Marc, 1826-1895.

Analysis of the diatomaceous genus *Campylodiscus*: being the prelude to a monograph of the same. 1-96. *pl.* 1-15. 1891.

De-Toni, Giovanni Battista, 1864-1924.

Sylogæ algarum omnium hucusque cognitarum. **2**: i-cxxxii, 1-1556. Bacillarieae. (Sectio **1**: i-cxxxii, 1-490. 1891; Sectio **2**: 491-817. 1892; Sectio **3**: 819-1556. 1894.)

Dillwyn, Lewis Weston, 1778-1855.

British Confervæ; or colored figures and descriptions of the British plants referred by botanists to the genus *Conferva*. 1-87. *pl.* 1-109, A-G, with expl. leaves. 1802-1809.

Donkin, Arthur Scott.

On the marine Diatomaceae of Northumberland, with a description of eighteen new species. *Trans. Micr. Soc. Lond.* **II**. **6**: 12-34. *pl.* 3. 1858.

On the marine Diatomaceae of Northumberland, with a description of several new species. *Quart. Jour. Micr. Sci.* **II**. **1**: 1-15. *pl.* 1. 1861.

The natural history of the British Diatomaceae. Parts I-III (all publ.). 1-74. *pl.* 1-12. 1870-1873.

Edwards, Arthur Mead, 1836-1914.

On the microscopic forms of the harbor of Charleston, South Carolina. *Ann. Lyc. Nat. Hist. New York* **7**: 103-106. 1860.

On American Diatomaceae. *Quart. Jour. Micr. Sci.* **8**: 127-129. 1860.

Ehrenberg, Christian Gottfried, 1795-1876.

Beiträge zur Kenntniss der Organisation der Infusorien und ihrer geographischen Verbreitung, besonders in Siberien. *Abh. Akad. Berlin* **1830**: 1-88. *pl.* 1-8. 1830.

Über die Entwicklung und Lebensdauer der Infusionsthier; nebst ferneren Beiträgen zu einer Vergleichung ihrer organischen Systeme. *Abh. Akad. Berlin* **1831**: 1-154. *pl.* 1-4. 1832.

Dritter Beitrag zur Erkenntniss grosser Organization in der Richtung des kleinsten Raumes. *Abh. Akad. Berlin* **1833**: 145-336. *pl.* 1-11. 1834.

Zusätze zur Erkenntniss grosser organischer Ausbildung in den kleinsten thierischen Organismen. *Abh. Akad. Berlin* **1835**: 151-180. 1837.

Über das Massenverhältniss der jetzt lebenden Kiesel Infusorien und über ein neues Infusorien-Conglomerat als Polirschiefer von Jastraba in Ungarn. *Abh. Akad. Berlin* **1836**: 109-135. *pl.* 1, 2. 1838. (This paper appears in the proper order of paging in the Abhandlungen for 1836. Below the title of

the paper is a note that it was read July 20 and August 3, 1837, and printed in December.)

Die Infusionsthierchen als vollkommene Organismen. Ein Blick in das tiefere organische Leben der Natur. i-xviii. 1-548. *pl. 1-64.* 1838.

Über die Bildung der Kreidefelsen und des Kreidemergels durch unsichtbare Organismen. Abh. Akad. Berlin 1838: 59-147. *pl. 1-4.* 1839.

Über jetzt wirklich noch zahlreich lebende Thier-Arten der Kreideformation der Erde. Ber. Akad. Berlin 1839: 152-159. 1839.

Über ausgezeichnete jetzt lebende peruianische und mexikanische Meeres-Infusorien, welche mit zur Erläuterung räthselhafter fossiler Formen der Kreidebildung dienen. Ber. Akad. Berlin 1840: 157-160. 1840.

Nachrichten über das auffinden des zum schwarzen Dysodil vom Geistinger Walde gehörigen Polirschiefers und über die Natur beider als Infusorien Schiefer. Ber. Akad. Berlin 1840: 160-162. 1840.

Polygastrica Bacillaria. Ber. Akad. Berlin 1840: 202-218. 1840.

Über noch jetzt zahlreich lebende Thierarten der Kreidebildung und den Organismus der Polythalamien. Abh. Akad. Berlin 1839: 81-174. *pl. 1-4.* 1841.

Verbreitung und Einfluss des mikroskopischen Lebens in Süd- und Nord-Amerika. Abh. Akad. Berlin 1841: 291-445. *pl. 1-4.* 1843.

Über 2 neue asiatische Lager fossiler Infusorien-Erden aus dem russischen Trans-Kaukasien (Grusien) und Siberien. Ber. Akad. Berlin 1843: 43-49. 1843.

Über seiner fortgesetzten Beobachtungen des bedeutenden Einflusses unsichtbar kleiner Organismen auf die unteren Stromgebiete, besonders der Elbe, Jahde, Ems und Scheide. Ber. Akad. Berlin 1843: 259-272. 1843.

Über 2 neue Lager von Gebirgsmassen aus Infusorien als Meeresabsatz in Nord Amerika und eine Vergleichung derselben mit den organischen Kreidegebilden in Europa und Africa. Ber. Akad. Berlin 1844: 57-97. 1844.

Einige vorläufige Resultate seiner Untersuchungen der ihm von der Südpolreise des Capitain Ross, so wie von den Herren Schayer und Darwin zugekommenen Materialien über das Verhalten des kleinsten Lebens in den Oceanen und den grössten bisher zugänglichen Tiefen des Weltmeers vor. Ber. Akad. Berlin 1844: 182-207. 1844.

Neue Untersuchungen über das kleinste Leben als geologisches Moment. Ber. Akad. Berlin 1845: 53-88. 1845.

Vorläufige zweite Mittheilung über die weitere Erkenntniss der Beziehungen des kleinsten organischen Lebens zu den vulkanischen Massen der Erde. Ber. Akad. Berlin 1845: 133-157. 1845.

Über eigenthümliche auf den Bäumen des Urwaldes in Süd-Amerika zahlreich lebende mikroskopische oft kieselschalige Organismen. Ber. Akad. Berlin 1848: 213-220. 1848.

Mikrogeologie. Das Erden und Felsen schaffende Wirken des unsichtbar kleinen seldständigen Lebens auf der Erde. 1: xxviii. 1-374; 2: 1-31. *pl. 1-40.* with expl. leaves. 1854.

Über die Tiefgrund Verhältnisse des Oceans am Eingang der Davisstrasse und bei Island. Monatsber. Akad. Berlin 1861: 275-315. *map.* 1861.

Mikrogeologische Studien über das kleinste Leben der Meeres-Tiefgründe aller Zonen und dessen geologischen Einfluss. Abh. Akad. Berlin 1872: 131-397. *pl. 1-12. map.* 1873.

Eiben, C. E.

Beiträge zur phykologischen Charakteristik der ostfriesischen Inseln und Küsten. Mit besonderer Berücksichtigung der Diatomeen. Jahresh. Naturhist. Ges. Hannover 20: 37-50. 1871.

Elmore, Clarence Jerome, 1870-

The diatoms (Bacillarioideae) of Nebraska. Univ. Nebr. Studies **21**: 22-214. *pl. 1-23*. 1921.

Forti, Achille Italo, 1878-1937.

Contribuzioni diatomologiche. Atti Ist. Ven. Sci. Lett. Arti **69**: 1249-1317. *pl. 1-9*. 1910.

Frenguelli, Joaquín.

Contribuciones para la sinopsis de las diatomeas Argentinas. Bol. Acad. Cienc. Córdoba **27**: 13-119. *pl. 1-9*. 1923.

Fricke, Friedrich, 1863-1926.

Verzeichnis der in A. Schmidt's Atlas der Diatomaceenkunde Tafel 1-240 (Serie I-V) abgebildeten und benannten Formen. 1-69. 1902.

Gran, Haakon Hasberg, 1870-

Protophyta: Diatomaceae, Silicoflagellata og Cilioflagellata. Den Norske Nordhaus Expedition 1876-78. Bot. **24**: 1-36. *pl. 1-4*. 1897.

Diatomeen. In Nordisches Plankton. **19**: 1-146. *f. 1-178*. 1905.

Gray, Samuel Frederick, 1766-1836.

A natural arrangement of British plants, according to their relations to each other. **1**: i-xxviii. 1-824. *pl. 1-21*; **2**: i-viii. 1-757. 1821.

Gregory, William, 1803-1858.

Notice of the new forms and varieties of known forms occurring in the diatomaceous earth of Mull; with remarks on the classification of the Diatomaceae. Quart. Jour. Micr. Sci. **2**: 90-100. *pl. 4*. 1854.

On a post-tertiary lacustrine sand, containing diatomaceous exuviae, from Glenshira, near Inverary. Quart. Jour. Micr. Sci. **3**: 30-43. *pl. 4*. 1855.

Notice of some new species of British fresh-water Diatomaceae. Quart. Jour. Micr. Sci. **4**: 1-14. *pl. 1*. 1856.

On the post-tertiary diatomaceous sand of Glenshira. Part II. Containing an account of a number of additional undescribed species. Trans. Micr. Soc. Lond. II. **4**: 35-48. *pl. 5*. 1856; **5**: 67-68. *pl. 1*. 1857.

On new forms of marine Diatomaceae, found in the Firth of Clyde and in Loch Fine. Trans. Roy. Soc. Edinb. **21**: 473-542. *pl. 9-14*. 1857.

Greville, Robert Kaye, 1794-1866.

Scottish cryptogamic flora, or coloured figures and descriptions of cryptogamic plants, belonging chiefly to the order fungi; and intended to serve as a continuation of English botany. 6 vols. *pl. 1-360*, with expl. text. 1823-1828.

Report on a collection of Diatomaceae made in the district of Braemer by Professor Balfour and Mr. George Lawson. Ann. Mag. Nat. Hist. II. **15**: 252-261. *pl. 9*. 1855.

Description of some new diatomaceous forms from the West Indies. Quart. Jour. Micr. Sci. **5**: 7-12. *pl. 3*. 1857.

Descriptions of some new species and varieties of Naviculæ &c., observed in Californian guano. Edinb. New Phil. Jour. II. **10**: 25-30. *pl. 4*. 1859.

Descriptions of new species of British Diatomaceae, chiefly observed by the late Professor Gregory. Quart. Jour. Micr. Sci. **7**: 79-86. *pl. 6*. 1859.

Descriptions of Diatomaceae observed in Californian guano. Quart. Jour. Micr. Sci. **7**: 155-166. *pl. 7, 8*. 1859.

On *Plagiogramma*, a new genus of Diatomaceae. Quart. Jour. Micr. Sci. **7**: 207-211. *pl. 10*. 1859.

Descriptions of new and rare diatoms. Series 3. Trans. Micr. Soc. Lond. II. **9**: 73-77. *pl. 9*. 1861.—Series 5. Trans. Micr. Soc. Lond. II. **10**: 18-29. *pl. 2, 3*. 1862.—Series 6. Trans. Micr. Soc. Lond. II. **10**: 89-96. *pl. 9*. 1862.—Series 7. Quart. Jour. Micr. Sci. II. **2**: 231-236. *pl. 10*. 1862.—Series 8. Trans. Micr. Soc. Lond. II. **11**: 13-21. *pl. 1*. 1863.—Series 14. Trans. Micr. Soc. Lond. II. **13**: 1-10. *pl. 1, 2*. 1865.—Series 18. Trans. Micr. Soc. Lond. II. **14**: 1-9. *pl. 1, 2*. 1866.

A monograph of the genus *Auliscus*. Trans. Micr. Soc. Lond. II. **11**: 36-53. *pl. 2, 3*. 1863.

Descriptions of new genera and species of diatoms from Hongkong. Ann. Mag. Nat. Hist. III. **16**: 1-7. *pl. 5*. 1865.

Griffith, John William, 1819-1901; & Henfrey, Arthur, 1819-1859.

The micrographic dictionary; a guide to the examination and investigation of the structure and nature of microscopic objects. Ed. 3. **1**: i-xli. 1-845. *f. 1-812*; **2**: *pl. 1-48*, with expl. leaves. 1875.

Grove, Edmund; & Sturt, Gerald.

On a fossil marine diatomaceous deposit from Oamaru, Otago, New Zealand. Jour. Quek. Micr. Club II. **2**: 321-330. *pl. 18, 19*. 1886; **3**: 7-12, 63-78, 131-148. *pl. 2, 3, 5, 6, 10-14*. 1887.

Grunow, Albert, 1826-1914.

Ueber neue oder ungenügend gekannte Algen. Verh. Zool.-Bot. Ges. Wien **10**: 503-582. *pl. 3-7*. 1860.

Die österreichischen Diatomaceen nebst Anschluss einiger neuen Arten von anderen Localitäten und einer kritischen Uebersicht der bisher bekannten Gattungen und Arten. Verh. Zool.-Bot. Ges. Wien **12**: 315-472, 545-588. *pl. 3-7, 13, 18*. 1862.

Ueber einige neue und ungenügend bekannte Arten und Gattungen von Diatomaceen. Verh. Zool.-Bot. Ges. Wien **13**: 137-162. *pl. 4, 5*. 1863.

Ueber die von Herrn Gerstenberger in Rabenhorst's Decaden ausgegebenen Süßwasser-Diatomaceen und Desmidiaceen von der Insel Banka, nebst Untersuchungen über die Gattungen *Ceratoneis* und *Frustulia*. In Rabenhorst, Beitr. Alg. **2**: 1-16. *pl. 1, 2*. 1865.

Diatomeen auf Sargassum von Honduras, gesammelt von Lindig. Hedwigia **6**: 1-8, 17-32. 1867.

Nachträgliche Bemerkungen über die von Herrn Lindig gesammelten Diatomeen von Honduras. Hedwigia **6**: 33-41. 1867.

Reise seiner Majestät Fregatte Novara um die Erde. Botanischer Theil. **1**: Algen. 1-104. *pl. 1-11*. 1867.

New diatoms from Honduras. With notes by F. Kitton. Mo. Micr. Jour. **18**: 165-186. *pl. 193-196*. 1877.

Algen und Diatomaceen aus dem caspischen Meere. In Schneider, Naturwiss. Beitr. 98-132. *pl. 3, 4*. 1878.

New species and varieties of Diatomaceae from the Caspian Sea. Translated, with additional notes, by F. Kitton. Jour. Roy. Micr. Soc. **2**: 677-691. *pl. 21*. 1879.

On some new species of *Nitzschia*. With notes by F. Kitton. Jour. Roy. Micr. Soc. **3**: 394-397. *pl. 12, 13*. 1880.

Beiträge zur Kenntniss der fossilen Diatomeen Österreich-Ungarns. Mojs. & Neum. Beitr. Paläontol. Öst.-Ung. **2**: 136-157. *pl. 29, 30*. 1882.

Die Diatomeen von Franz Josefs-Land. Denks. Akad. Wien **48**: 53-112. *pl. 1-5*. 1884.

[Review.] Grove, E. and Sturt, G. On a fossil marine diatomaceous deposit from Oamaru, Otago, New Zealand. Bot. Centralbl. **34**: 34-41. 1888.

Hantzsch, Carl August, 1825-1886.

Neue Bacillarien. *Nitzschia vivax*, var. *elongata*. Hedwigia 2: 35-36, 40. pl. 6 (part). 1860.

Ueber einige Diatomaceen aus dem ostindischen Archipel. In Rabenhorst, Beitr. Alg. 1: 17-22. pl. 5, 6A. 1863.

Harvey, William Henry, 1811-1866; & Bailey, Jacob Whitman, 1811-1857.

New species of Diatomaceae, collected by the United States Exploring Expedition under the command of Capt. Wilkes, U. S. N. Proc. Acad. Phila. 6: 430-431. 1854.

Diatomaceae. In United States Exploring Expedition during the years 1838-1842 under the command of Charles Wilkes U. S. N. 17: 174-182. pl. 9. 1862.

Hassall, Arthur Hill, 1817-1894.

A history of the British freshwater algae, including descriptions of the Desmidiaceae and Diatomaceae. 1: 1-462; 2: 1-24. pl. 1-103. 1845.

A microscopic examination of the water supplied to the inhabitants of London and the suburban districts. 1-66. pl. 1-6. 1850.

Heiberg, Peter Andreas Christian, 1837-1875.

Conspectus criticus diatomacearum Danicarum. Kritisk oversigt over de Danske diatomeer. 1-135. pl. 1-6. 1863.

Hensen, Victor, 1835-1924.

Ueber die Bestimmung des Plankton's oder des im Meere treibenden Materials an Pflanzen und Thieren. Ber. Komm. Unters. Deuts. Meere Kiel 5: 1-107. pl. 1-6. 1887.

Héribaud-Joseph [Caumel, Jean Baptiste], 1841-1918.

Les Diatomées d'Auvergne. 1-255. pl. 1-6. 1893.

Les Diatomées fossiles d'Auvergne. 1: 1-79. pl. 7, 8. 1902; 2: 1-166. pl. 9-12. 1903; 3: 1-75. pl. 13, 14. 1908.

Hilse, W., 18--1872.

Neue Beiträge zur Algen- und Diatomeen-Kunde Schlesiens, insbesondere Strehlins. Ber. Schles. Ges. Väterl. Cult. 1863: 56-70. 1863.

Hustedt, Friedrich Carl, 1886-

Die Kieselalgen Deutschlands, Österreichs und der Schweiz mit Berücksichtigung der übrigen Länder Europas sowie der angrenzenden Meeresgebiete. In Rabenhorst, Kryptogamen-Flora von Deutschland, Österreich und der Schweiz 7¹: 1-920. f. 1-542. 1927-1930; 7²: 1-320. f. 543-780. 1931-1932. [Not complete.]

Bacillariophyta (Diatomeae). In Pascher, Die Süßwasser-Flora Mitteleuropas. Heft 10, ed. 2. 1-466. f. 1-875. 1930.

Janisch, Carl, 1825-1900.

The diatoms of the Gazelle Expedition. pl. 1-22, with expl. index. [1889?]

Janisch, Carl, 1825-1900; & Rabenhorst, Gottlob Ludwig, 1806-1881.

Ueber Meeres-Diatomaceen von Honduras. In Rabenhorst, Beitr. Alg. 1: 1-16. pl. 1-4. 1863.

Kitton, Frederic, 1827-1895.

The genus *Amphitetras*. Science Gossip 3: 271-272. f. 283-286. 1867.

A description of some new species of Diatomaceae. Mo. Micr. Jour. 10: 205-207. pl. 38. 1873.

Kützing, Friedrich Traugott, 1807–1893.

Synopsis Diatomearum oder Versuch einer systematischen Zusammenstellung der Diatomeen. *Linnaea* **8**: 529–620. *pl. 13–19*. 1833.

Die kieselschaligen Bacillarien oder Diatomeen. 1–152. *pl. 1–30*. 1844.

Species algarum. 1–922. 1849.

Lagerstedt, Nils Gerhard Wilhelm, 1847–

Sötvattens-diatomaceer från Spetsbergen och Beeren Eiland. *Bih. Sv. Vet.-Akad. Handl.* **1⁴**: 1–52. *pl. 1, 2*. 1873.

Lauder, Henry Scott.

On new diatoms. *Trans. Micr. Soc. Lond.* **II**: 6–8. *pl. 3*. 1864.

Remarks on the marine Diatomaceae found at Hong Kong, with descriptions of new species. *Trans. Micr. Soc. Lond.* **II**: 75–79. *pl. 8*. 1864.

Leuduger-Fortmorel, Georges, 1830–1902.

Catalogue des Diatomées de l'île Ceylon. *Mém. Soc. Émul. Côtes-du-Nord*. 1–73. *pl. 1–9*. 1879.

Diatomées de la Malaisie. *Ann. Jard. Bot. Buitenz.* **11**: 1–60. *pl. 1–7*. 1892.

Lewis, Francis West, 1825–1902.

Notes on new and rarer species of Diatomaceae of the United States sea board. *Proc. Acad. Phila.* **1861**: 61–71. *pl. 1, 2*. 1861.

On some new and singular intermediate forms of Diatomaceae. *Proc. Acad. Phila.* **1863**: 336–346. *pl.* 1864.

On extreme and exceptional variations of diatoms in some White Mountain localities, &c. *Proc. Acad. Phila.* **1865**: 7–18. *pl. 1, 2*. 1865. (Plate 1 is the same plate that accompanies Lewis's paper in *Proc. Acad. Phila.* **1863**: 336–346.)

Loborzewski, Hiacinth Strzemiński, 1816–1862.

Einige neue Diatomaceen Agardh et auct. der Ostküste des adriatischen Meeres. *Linnaea* **14**: 265–277. *pl. 4–6*. 1840.

Lyngbye, Hans Christian, 1782–1837.

Tentamen hydrophytologiae Danicae. i–xxxii. 1–248. *pl. 1–70*. 1819.

Mangin, Louis Alexandre, 1852–1937.

Sur quelques algues nouvelles ou peu connues du phytoplancton de l'Atlantique. *Bull. Soc. Bot. France* **57**: 344–350. 1910.

Mann, Albert, 1853–1935.

Report on the diatoms of the Albatross voyages in the Pacific Ocean, 1888–1904. *Contr. U. S. Nat. Herb.* **10**: 221–419. *pl. 44–54*. 1907.

Marine diatoms of the Philippine Islands. *Smithson. Inst. Bull.* **100**: 6¹: 1–182. *pl. 1–39*. 1925.

Meister, Friedrich.

Die Kieselalgen der Schweiz. *Beitr. Krypt.-Fl. Schweiz* **4**: 1–254. *pl. 1–48*. 1912.

Möbius, Martin August Johannes, 1859–

Ueber einige in Portorico gesammelte Süßwasser und Luft-Algen. *Hedwigia* **27**: 221–249. *pl. 7–9*. 1888.

Montagne, Jean Pierre François Camille, 1784–1866.

Florula boliviensis. In D'Orbigny, *Voyage dans l'Amérique Méridionale*. 1–119. *pl. 1–3*. 1839.

Müller, Georg Ferdinand Otto, 1837–1917.

Rhopalodia, ein neues Genus der Bacillariaceen. Bot. Jahrb. **22**: 54–71. pl. 1, 2. 1895.

Bacillariaceen aus den Natronthälern von El Kab (Ober Aegypten). Hedwigia **38**: 274–321. pl. 10–12. 1899.

Bacillariaceen aus dem Nyassalande und einigen benachbarten Gebieten. Bot. Jahrb. **34**: 9–38, 256–301. pl. 1–4. 1904; **36**: 137–205. pl. 1, 2. 1905.

Müller, Otto Fridrich, 1730–1784.

Animalcula infusoria fluviatilia et marina, quae detexit, systematice descripsit et ad vivum delineari curavit. i–lvi. 1–367. pl. 1–50. 1786.

Nitzsch, Christian Ludwig, 1782–1837.

Beitrag zur Infusorienkunde und Naturbeschreibung der Zerkarien und Bazillarien. Neue Schrift. Nat. Ges. Halle **3**¹: 1–128. pl. 1–6. 1817.

Norman, George, 1823–1882.

List of Diatomaceae occurring in the neighbourhood of Hull. Trans. Micr. Soc. Lond. II. **8**: 59–71, 156–168. 1860.

On some undescribed species of Diatomaceae. Trans. Micr. Soc. Lond. II. **9**: 5–9. pl. 2. 1861.

Østrup, Ernst Vilhelm, 1845–1917.

Marine Diatomæer fra Østgrønland. Meddelelser om Grønland **18**: 397–476. pl. 3–8. 1895.

Marine Diatoms. (Johs. Schmidt, Flora of Koh Chang. Contributions to the knowledge of the vegetation in the Gulf of Siam. Part VIII.) Bot. Tidssk. **26**¹: 115–161. pl. 1, 2. 1904.

Diatomaceae ex Insulis danicis Indiae Occidentalis imprimis a F. Børgesen lectae. Dansk Bot. Ark. **1**¹: 1–39. pl. 1. 1913.

O'Meara, Eugene, 1814–1880.

On new forms of Diatomaceae from dredgings off the Arran Islands, Co. Galway. Quart. Jour. Micr. Sci. II. **7**: 245–247. pl. 7. 1867; **9**: 150–151. pl. 12. 1869.

On some new species of the genus *Amphiprora*. Quart. Jour. Micr. Sci. II. **11**: 21–23. pl. 3. 1871.

On some peculiar forms of *Navicula* from the Sulu archipelago. Quart. Jour. Micr. Sci. II. **12**: 283–287. pl. 13. 1872.

[Proceedings of the] Dublin Microscopical Club, January 18th, 1872. Quart. Jour. Micr. Sci. II. **12**: 310–312. 1872.

Report on the Irish Diatomaceae. Proc. Roy. Irish Acad. II. **2**: 235–425. pl. 26–34. 1876.

Pantocsek, József, 1846–1916.

Die Kieselalgen oder Bacillarien des Balaton im Auftrage der Ungarischen Geographischen Gesellschaft auf Basis eigener Aufsammlungen. 1–112. pl. 1–17. 1901.

Beiträge zur Kenntniss der fossilen Bacillarien Ungarns. Ed. 2. **1**: 1–76. pl. 1–30. 1903; **2**: 1–122. pl. 1–30. 1903; **3**: 1–118. pl. 1–42. 1905.

Pelletan, Jules, 1833–

Les Diatomées. Histoire naturelle, préparation, classification & description des principales espèces. **1**: i–xiii. 1–322. f. 1–265 + pl. 1–5. 1888; **2**: i–viii. 1–364. f. 266–464 + pl. 6–10. 1889.

Peragallo, Hippolyte, 1851-

Diatomées de la baie de Villefranche (Alpes-Maritimes). Bull. Soc. Hist. Nat. Toulouse **22**: 13-100. *pl. 1-6*. 1888.

Monographie du genre *Pleurosigma* et des genres alliés. Diatomiste **1**: Suppl. 1-35. *pl. 1-10*. 1891.

Monographie du genre *Rhizosolenia* et de quelques genres voisins. Diatomiste **1**: 79-82, 99-117. *pl. 13-15, 17, 18*. 1892.

Peragallo, Hippolyte, 1851-; & Peragallo, Maurice, 1853-

Diatomées marines de France et des districts maritimes voisins. Texte 1-491. i-xii. Tableaux 1-48. Atlas *pl. 1-137*. 1897-1908.

Peragallo, Maurice, 1853-

Le catalogue des Diatomées. i-xviii. 1-973. [Ms. reproduced.] 1897-1900.

Petit, Paul Charles Michel, 1834-1913.

Catalogue des Diatomées de l'île Campbell et de la Nouvelle-Zélande. Fonds Mer **3**: 167-198. *pl. 4, 5*. 1877.

Diatomacées, recoltées dans le voisinage du Cap Horn. Miss. Sci. Cap Horn 1882-1883. Bot. **5**: 111-140. *pl. 10*. 1889.

Pfitzer, Ernst Hugo Heinrich, 1846-1906.

Untersuchungen über Bau und Entwicklung der Bacillariaceen (Diatomaceen). Bot. Abh. Hanstein **2**: 1-189. *pl. 1-6*. 1871.

Pritchard, Andrew, 1804-1882.

A history of Infusoria, including the Desmidiaceae and Diatomaceae. British and foreign. Ed. 4. 1-968. *pl. 1-40*. 1861.

Quekett, John Thomas, 1815-1861.

A practical treatise on the use of the microscope including the different methods of preparing and examining animal, vegetable, and mineral structures. i-xxi. 1-464. *f. 1-241 + pl. 1-9*. 1848.

Rabenhorst, Gottlob Ludwig, 1806-1881.

Die Süßwasser-Diatomaceen (Bacillarien) für Freunde der Mikroskopie. i-xii. 1-72. *pl. 1-10*. 1853.

Kryptogamen-Flora von Sachsen, der Ober-Lausitz, Thüringen und Nordböhmen, mit Berücksichtigung der benachbarten Länder. **1**: i-xx. 1-653. *figs.* 1863; **2**: i-xi. 1-406. *figs.* 1870.

Flora europaea algarum aquae dulcis et submarinae. Sectio 1. Algas Diatomaceas complectens. 1-359. *f. 1-93*. 1864.

Ralfs, John, 1807-1890.

On the Diatomaceae. Ann. Mag. Nat. Hist. **11**: 447-457. *pl. 8-9*. 1843; **12**: 104-111, 270-276, 346-352. *pl. 2, 8, 9*. 1843.

Ratray, John, 1858-1900.

A revision of the genus *Coscinodiscus* and some allied genera. Proc. Roy. Soc. Edinb. **16**: 449-692. *pl. 1-3*. 1889.

Roper, Freeman Clarke Samuel, 1819-1896.

Notes on some new species and varieties of British marine Diatomaceae. Quart. Jour. Micr. Sci. **6**: 17-25. *pl. 3*. 1858.

On the genus *Biddulphia* and its affinities. Trans. Micr. Soc. Lond. II. **7**: 1-24. *f. 1-5 + pl. 1, 2*. 1859.

Roth, Albrecht Wilhelm, 1757-1834.

Catalecta botanica. **1**: 1-244. *pl. 1-8*. 1797; **2**: 1-350. *pl. 1-12*. 1800; **3**: 1-258. *pl. 1-9*. 1806.

Schaarschmidt [Istvánffi], Gyula, 1860–1930.

Specimen phycologiae aequatoriensis. Magyar Növénytani Lapok **5**: 17–24. 1881.

Schmidt, Adolf Wilhelm Ferdinand, 1812–1899.

Ueber *Navicula Weissflogii* und *Navicula Gründleri*. Zeits. Ges. Naturwiss. **41**: 403–409. pl. 6. 1873.

Die in den Grundproben der Nordseefahrt vom 21 Juli bis 9 September 1872 enthaltenen Diatomaceen. Jahreshb. Komm. Unters. Deuts. Meere Kiel. **2**: 81–96. pl. 1–3. 1874.

Atlas der Diatomaceen-Kunde. Heft 1–94 → pl. 1–376. 1874–1931 →

Schröder, Julius Ludwig Bruno, 1867–

Das Phytoplankton des Golfes von Neapel nebst vergleichenden Ausblicken auf das des Atlantischen Oceans. Mitt. Zool. Sta. Neapel **14**: 1–38. pl. 1. 1901.

Beiträge zur Kenntniss des Phytoplanktons warmer Meere. Vierteljahr. Nat. Ges. Zürich **51**: 319–377. f. 1–46. 1906.

Schultze, Maximilian Johann Siegmund, 1825–1874.

Innere Bewegungserscheinungen bei Diatomeen der Nordsee aus den Gattungen *Coscinodiscus*, *Denticella*, *Rhizosolenia*. Müller, Arch. Anat. Phys. Wiss. Med. **1858**: 330–342. pl. 13. 1858.

Schumann, Julius, 1810–1868.

Preussische Diatomeen. Schrift. Phys.-Ökon. Ges. Königsb. **3**: 166–192. pl. 8–9. 1863; **5**: 13–23. pl. 2. 1864; **8**: 37–68. pl. 1–3. 1867; **10**: 83–88. pl. 2. 1869.

Shadbolt, George, 1817–1901.

A short description of some new forms of Diatomaceae from Port Natal. Trans. Micr. Soc. Lond. II. **2**: 13–18. pl. 1. 1854.

Smith, Hamilton Lanphere, 1819–1903.

Description of new species of diatoms. Am. Quart. Micr. Jour. **1**: 12–18. pl. 3. 1878.

Smith, James Edward, 1759–1828.

The English flora. 5 vols. in 6. 1824–1836.

Smith, William, 1808–1857.

Notes on the Diatomaceae; with descriptions of British species included in the genera *Campylodiscus*, *Surirella* and *Cymatopleura*. Ann. Mag. Nat. Hist. II. **7**: 1–14. pl. 1–3. 1851.

Notes on the Diatomaceae; with descriptions of British species included in the genus *Pleurosigma*. Ann. Mag. Nat. Hist. II. **9**: 1–12. pl. 1, 2. 1852.

A synopsis of the British Diatomaceae; with remarks on their structure, functions and distributions; and instructions for collecting and preserving specimens. **1**: i–xxxiii. 1–89. pl. 1–31. 1853; **2**: i–xxix. 1–107. pl. 32–62, A–E. 1856.

Notes of an excursion to the south of France and the Auvergne in search of Diatomaceae. Ann. Mag. Nat. Hist. II. **15**: 1–9. pl. 1. 1855.

Notes of an excursion to the Pyrenees in search of Diatomaceae. Ann. Mag. Nat. Hist. II. **19**: 1–13. pl. 1, 2. 1857.

Stodder, Charles, 1808–1883.

About diatoms. Am. Mo. Micr. Jour. **1**: 113–115. 1880.

Thwaites, George Henry Kendrick, 1812-1882.

Further observations on the Diatomaceae; with descriptions of new genera and species. *Ann. Mag. Nat. Hist. II.* **1**: 161-172. *pl. 11, 12.* 1848.

Turpin, Pierre Jean François, 1775-1840.

Observations sur le nouveau genre *Surirella*. *Mém. Mus. Hist. Nat. Paris* **16**: 361-368. *pl. 15.* 1828.

Van Heurck, Henri Ferdinand, 1838-1909.

Synopsis des Diatomées de Belgique. *Atlas pl. 1-132, suppl. A-C*, with expl. leaves and index. 1880-1883; table alphabétique 1-120. 1884; texte 1-235. 1885.

A treatise on the Diatomaceae. Translated by Wynne E. Baxter. i-xx. 1-558. *f. 1-291 + pl. 1-35.* 1896.

Wallich, George Charles, 1815-1899.

On the siliceous organisms found in the digestive cavities of the Salpae, and their relation to the flint nodules of the chalk formation. *Trans. Micr. Soc. Lond. II.* **8**: 36-55. *pl. 2.* 1860.

Weisse, Johann Friedrich von, 1792-1869.

Mikroskopische Analyse eines organischen Polirschiefers aus dem Gouvernement Simbirsk. *Bull. Acad. St.-Petersb.* **13**: 273-282. *pl. 1-3.* 1855.

West, Tuffen, 1823-1891.

Remarks on some Diatomaceae, new or imperfectly described, and a new desmid. *Trans. Micr. Soc. Lond. II.* **8**: 147-153. *pl. 7.* 1860.

Witt, Otto Nikolaus, 1853-1915.

Bericht über die Untersuchung zweier Diatomacéen-Gemische. Ein Beitrag zur Kenntniss der Flora der Südsee. *Jour. Mus. Godef.* **1**⁴: 63-70. *pl. 8.* 1873.

Ueber Südsee-Diatomaceen. *Jour. Mus. Godef.* **1**⁴: 111-116. *pl. 15.* 1873.

Wolle, Francis, 1817-1893.

Diatomaceae of North America. i-xiii. 15-47. *pl. 1-112*, with expl. leaves. 1894.

EXSICCATAE**Cleve, Per Theodor, 1840-1905; & Möller, Johann Diedrich, 1844-1907.**

[Collection of 324 slides.] 1877-1882.

Möller, Johann Diedrich, 1844-1907.

[Type slide of 400 diatoms.] 1868.

[Type slide of 400 diatoms.] 1881.

Rabenhorst, Gottlob Ludwig, 1806-1881.

Die Algen Sachsens. Nos. 1-1000. 1848-1860.

Die Algen Europa's. Fortsetzung der Algen Sachsens, resp. Mittel-Europa's. Nos. 1001-2590. 1861-1879.

Index in L. Rabenhorst *Algarum europaerum exsiccatarum* (der Algen Europa's mit Berücksichtigung des ganzen Erdballs). Dec. 1-235. No. 1-2350. 1-16. 1873.

Smith, Hamilton Lanphere, 1819-1903.

Diatomacearum species typicae. [Collection of 750 slides.] 1874-

Tempère, Joannes Albert, 1847-1926; & Peragallo, Hippolyte, 1851-

Diatomées du monde entier. Ed. 2. Texte: 1-480; tables: 1-68; slides: 1-1000. 1915.

EXPLANATION OF PLATES

PLATE 3

- Figure 1. *Achnanthes angustata* Grev., lower valve. × 1000.
 Figure 2. *Achnanthes bengalensis* Grun., lower valve. × 1000.
 Figure 3. *Achnanthes bengalensis* Grun., upper valve. × 1000.
 Figure 4. *Achnanthes Curvirostrum* Brun, lower valve. × 1000.
 Figure 5. *Achnanthes Curvirostrum* Brun, upper valve. × 1000.
 Figure 6. *Achnanthes javanica* Grun., lower valve. × 1000.
 Figure 7. *Amphora bigibba capitata*, new variety. × 2000.
 Figure 8. *Amphora cymbiformis* Cleve. × 2000.
 Figure 9. *Amphora exigua* Greg. × 2000.
 Figure 10. *Amphora Jeschkei* Jan., valve. × 1000.
 Figure 11. *Amphora Jeschkei* Jan., valve. × 1000.
 Figure 12. *Amphora Jeschkei* Jan., frustule. × 1000.
 Figure 13. *Amphora sulcata* A. Schmidt. × 1000.
 Figure 14. *Biddulphia Edwardsii* Febiger. × 1200.
 Figure 15. *Caloneis disticha* (A. Schmidt) Hagelstein. × 1000.
 Figure 16. *Caloneis disticha* (A. Schmidt) Hagelstein. × 1000.

PLATE 4

- Figure 1. *Caloneis latiuscula* (Kütz.) Cleve. × 1000.
 Figure 2. *Caloneis Liber incerta*, new variety. × 1000.
 Figure 3. *Campylodiscus cordatus*, new species. × 1000.
 Figure 4. *Campylodiscus peisonis* Pant. × 500.
 Figure 5. *Campylodiscus peisonis* Pant. × 1000.
 Figure 6. *Cocconeis apiculata* A. Schmidt. × 1000.
 Figure 7. *Cocconeis singularis*, new species. × 1000.
 Figure 8. *Cocconeis singularis*, new species. × 4000.
 Figure 9. *Cyclotella insolita*, new species. × 1000.
 Figure 10. *Cyclotella Meneghiniana* Kütz. × 1000.
 Figure 11. *Cymbella coamoensis*, new species. × 1000.

PLATE 5

- Figure 1. *Denticula occidentalis* Østrup. × 1000.
 Figure 2. *Diploneis Gravilleana*, new species. × 2000.
 Figure 3. *Diploneis Smithii adversa*, new variety. × 1000.
 Figure 4. *Eunotia indica undulata*, new variety. × 1000.
 Figure 5. *Eunotia lunaris duolinata*, new variety. × 2000.
 Figure 6. *Gomphonema carolinense*, new species. × 1040.
 Figure 7. *Gyrosigma acuminatum angulatum*, new variety. × 1000.
 Figure 8. *Gyrosigma variipunctatum*, new species. × 400.
 Figure 9. *Gyrosigma variistriatum*, new species. × 1000.
 Figure 10. *Hantzschia amphioxys capitellata* Grun. × 1000.
 Figure 11. *Homococladia Vidovichii nodulosa*, new variety. × 1000.
 Figure 12. *Mastogloia obliqua*, new species. × 2000.
 Figure 13. *Mastogloia obliqua*, new species. × 2000.

PLATE 6

- Figure 1. *Mastogloia Sancti-Johannis*, new species. × 1000.
 Figure 2. *Melosira octogona* A. Schmidt. × 1000.
 Figure 3. *Melosira Roeskana* Rab. × 1000.
 Figure 4. *Melosira Roeskana Porocyelia* (Ehrenb.) Grun. × 1000.
 Figure 5. *Melosira Roeskana Porocyelia* (Ehrenb.) Grun. × 1000.
 Figure 6. *Navicula ambigua* Ehrenb. × 800.
 Figure 7. *Navicula brasiliiana* Cleve. × 1000.
 Figure 8. *Navicula Congrana*, new species. × 1000.
 Figure 9. *Navicula Congrana*, new species. × 1000.
 Figure 10. *Navicula expansa*, new species. × 1000.
 Figure 11. *Navicula guaynaboensis*, new species. × 2000.

PLATE 7

- Figure 1. *Navicula Howcana*, new species. $\times 1250$.
 Figure 2. *Navicula incomposita*, new species. $\times 1000$.
 Figure 3. *Navicula incomposita minor*, new variety. $\times 1000$.
 Figure 4. *Navicula Kotschyi* Grun. $\times 2000$.
 Figure 5. *Navicula Lyra irregularis*, new variety. $\times 1000$.
 Figure 6. *Navicula Lyra irregularis*, new variety. $\times 1000$.
 Figure 7. *Navicula Mannii*, new species. $\times 1000$.
 Figure 8. *Navicula Mannii*, new species. $\times 1000$.
 Figure 9. *Navicula Menisculus* Schum. $\times 1000$.
 Figure 10. *Navicula Sanctae-Crucis* Østrup. $\times 2000$.
 Figure 11. *Navicula tubulosa* Brun. $\times 1000$.
 Figure 12. *Navicula tubulosa* Brun, intermediate form. $\times 1000$.
 Figure 13. *Navicula tubulosa rhomboidea*, new variety. $\times 1000$.
 Figure 14. *Nitzschia Brittonii*, new species. $\times 2000$.
 Figure 15. *Nitzschia capitata* Østrup. $\times 1000$.

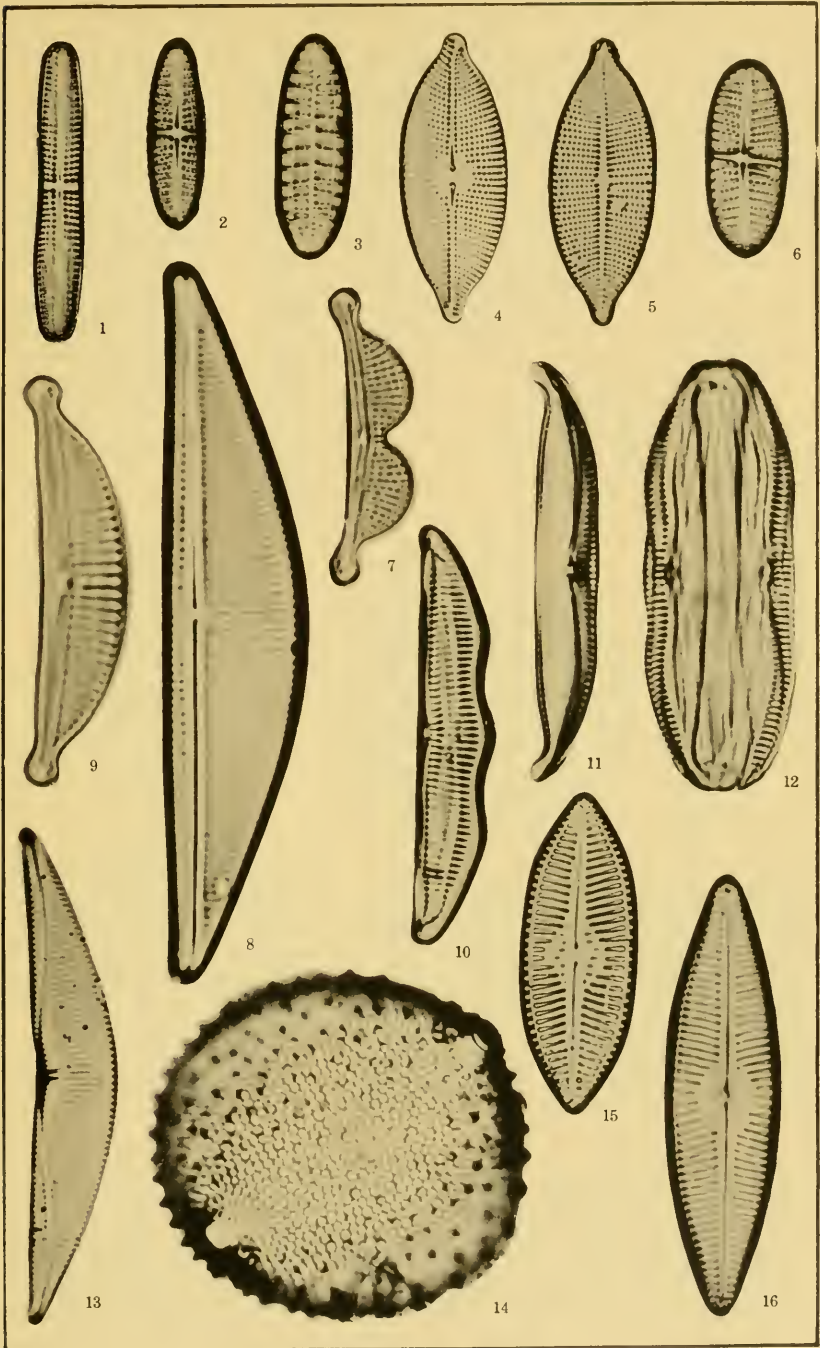
PLATE 8


- Figure 1. *Nitzschia hemistriata*, new species. $\times 2000$.
 Figure 2. *Nitzschia Kittoni* H. L. Smith. $\times 2000$.
 Figure 3. *Nitzschia Kittoni* H. L. Smith. $\times 1000$.
 Figure 4. *Nitzschia miramarensis*, new species. $\times 500$.
 Figure 5. *Nitzschia miramarensis*, new species. $\times 2000$.
 Figure 6. *Nitzschia obtusa lata*, new variety. $\times 500$.
 Figure 7. *Nitzschia obtusa lata*, new variety. $\times 2000$.
 Figure 8. *Nitzschia obtusa undulata*, new variety. $\times 1000$.
 Figure 9. *Nitzschia obtusa undulata*, new variety. $\times 1000$.
 Figure 10. *Nitzschia panduriformis* Greg., broad variety. $\times 500$.
 Figure 11. *Nitzschia perversa* Grun. $\times 1175$.
 Figure 12. *Nitzschia perversa* Grun. $\times 1000$.
 Figure 13. *Nitzschia poncicensis*, new species. $\times 2000$.
 Figure 14. *Nitzschia Quickiana*, new species. $\times 1250$.

PLATE 9


- Figure 1. *Pinnularia rangoonensis* Grun. $\times 800$.
 Figure 2. *Pinnularia Titusiana*, new species, frustule. $\times 800$.
 Figure 3. *Pinnularia Titusiana*, new species, valve. $\times 800$.
 Figure 4. *Pinnularia viridis subconstricta*, new variety. $\times 525$.
 Figure 5. *Pleurosigma angusticonvexum*, new species. $\times 500$.
 Figure 6. *Pleurosigma portoricense*, new species. $\times 750$.
 Figure 7. *Pleurosigma portoricense*, new species. $\times 3050$.
 Figure 8. *Pleurosigma strigosum incisum*, new variety. $\times 500$.
 Figure 9. *Pleurosigma strigosum incisum*, new variety. $\times 500$.
 Figure 10. *Rhaphoncis crucifera* (Kitton) Hagelstein. $\times 1000$.
 Figure 11. *Rhopalodia gibberula argentina* (Brun) Frenguelli. $\times 500$.
 Figure 12. *Stauroncis similis*, new species. $\times 1000$.
 Figure 13. *Surirella recedens* A. Schmidt, small variety. $\times 1000$.
 Figure 14. *Trachyncis aspera* Atomus, new variety. $\times 1000$.
 Figure 15. *Tropidoncis Van-Heurckii maxima*, new variety. $\times 500$.


All figures on plates 3-9 are from
 photographs by the author.




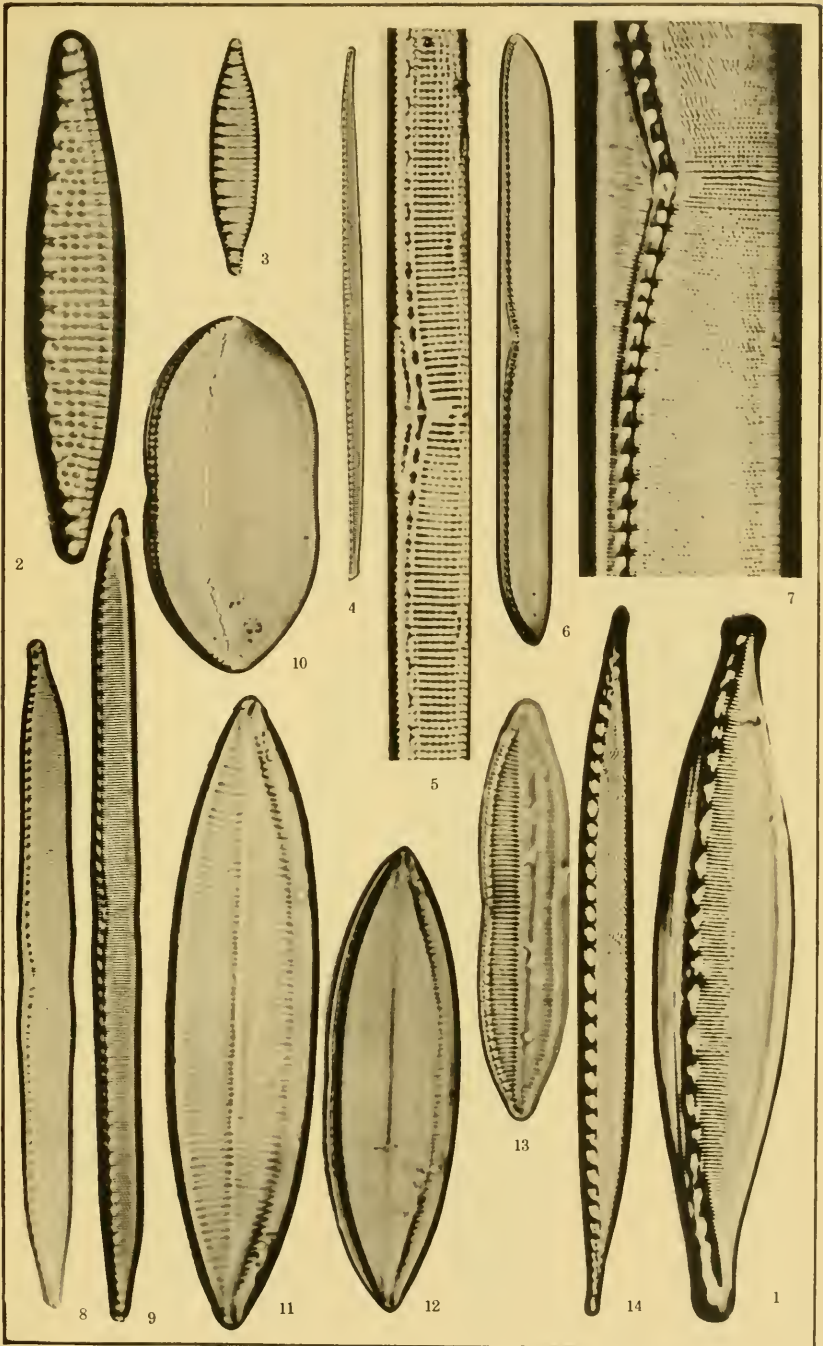



HAGELSTEIN: DIATOMACEAE











INDEX

As the list of accepted names is strictly alphabetic, this index comprises only synonyms and names incidentally mentioned.

	Page		Page
Achnanthes		Bacillaria	
<i>brevipes angustata</i>	320	<i>cursoria</i>	394
<i>brevipes indica</i>	321	<i>paradoxa</i>	400
<i>brevipes intermedia</i>	322	<i>sigmoidea</i>	402
<i>Haynaldii</i>	321	<i>Ulna</i>	426
Achnanthidium		<i>viridis</i>	409
<i>delicatulum</i>	320	Biddulphia	
<i>lanceolatum</i>	321	<i>Biddulphiana</i>	332
<i>lineare</i>	321	<i>birostrata</i>	329
<i>microcephalum</i>	321	<i>levis thermalis</i>	331
Actinocyclus		<i>Smithii</i>	333
<i>tenellus</i>	322	<i>tridens</i>	334
<i>undulatus</i>	323	Brebissonia	
Actinophaenia		<i>Weissflogii</i>	391
<i>splendens</i>	322	Caloneis	
Alloioncis		<i>Liber Janisehiana</i>	335
<i>Gründleri</i>	385	<i>Liber linearis</i>	336
Amphipentas		Campylodiscus	
<i>alternans</i>	332	<i>ambiguus</i>	338
<i>Pentacrinus</i>	332	<i>bicostatus</i>	338
Amphipleura		<i>crebrestriatus</i>	338
<i>pellucida</i>	359	<i>intermedius</i>	338
<i>rigida</i>	402	<i>Rabenhorstianus</i>	338
Amphiprora		<i>samoensis</i>	338
<i>decussata septentrionalis</i>	324	<i>singularis</i>	338
<i>latestriata</i>	420	Cerataulus	
<i>lepidoptera</i>	429	<i>levis</i>	331
<i>maxima</i>	429	<i>levis thermalis</i>	331
<i>mediterranea</i>	429	<i>Petiti</i>	332
<i>paludosa Nereis</i>	324	<i>polymorphus Petiti</i>	332
<i>pusilla</i>	430	<i>Reichardtii</i>	369
<i>vitrea</i>	430	<i>Smithii</i>	333
Amphitetras		<i>turgidus</i>	334
<i>antediluviana</i>	330	Ceratoneis	
<i>cruciata</i>	416	<i>Fasciola</i>	366
<i>crucifera</i>	416	<i>laminaris</i>	375
<i>elegans</i>	331	<i>longissima</i>	397
Amphora		Chaetoceros	
<i>acuta arcuata</i>	325	<i>anglicus</i>	340
<i>angusta glaberrima</i>	326	<i>contortus</i>	339
<i>Arcus sulcata</i>	329	<i>curvisetus</i>	340
<i>cingulata</i>	328	<i>javanicus</i>	339
<i>diducta</i>	325	<i>Ralfsii</i>	339
<i>Digitus</i>	405	Climacosira	
<i>exornata</i>	326	<i>mirifica</i>	416
<i>fusca</i>	327	Cocconeis	
<i>humicola</i>	327	<i>binotata</i>	373
<i>inflata</i>	325	<i>fimbriata</i>	374
<i>libyca</i>	328	<i>flexella</i>	341
<i>nana</i>	327	<i>Grevillei</i>	339
<i>Porcellus</i>	328	<i>heteroidea conspicua</i>	341
<i>Terroris</i>	326	<i>lineata</i>	343
<i>turgida</i>	326	<i>punctatissima</i>	377
<i>vitrea</i>	328	<i>splendida</i>	377

	Page		Page
Cocconema		Debyi	418
tumidum	348	gibba parallela	419
Colletonema		gibberula	418
viridulum	360	gibberula producta	419
Conferva		marina	368
nummuloides	378	Musculus	419
pectinalis	358	Porcellus	356
rutilans	323	rupestris	419
Coscinodiscus		ventricosa	419
concauus	356	Eunotia	
fulguralis	345	amphioxys	368
gigas practexta	345	formica	356, 357
papaanus	344	gibberula	418
striatus	346	ventralis	358
Craticula		Euodia	
Perrottetii	389	gibba	369
Cyclotella		inornata	369
scotica	370	Euphyllodium	
Cymbella		spathulatum	415
brasiliana	381	Eupodiscus	
cymbiformis	347	crassus	322
maculata	347	peruvianus	416
obtusata	346	radiatus	333
Pediculus	328	subtilis	322
Denticella		Exilaria	
ventricosa	349	flabellata	371
Denticula		fulgens	424
fulva	349	Fragilaria	
inflata	348	pacifica	404
marina	349	pectinalis undulata	358
minor	349	Schwartzii	404
nana	349	unipunctata	421
staurophora	410	Frustulia	345
Diadesmis		acrosphaeria	405
biceps	382	acuminata	365
confervacca	382	appendiculata	405
peregrina	382	coffeaeformis	325
Diatoma		lanceolata	387
auritum	331	linearis	397
hyalinum	359	maculata	347
marinum	363	saxonica	359
tabulatum	426	Gaillonella	
vitreum	359	nummuloides	378
Dimerogramma		Gallionella	
australe	417	coronata	379
Surirella	417	crenulata	377
Diploneis		italica	377
advena parca	353	sulcata	379
Donkinia		Gomphonema	
carinata	411	affine	361
Echinella		insigne	361
flabellata	371	lanceolatum	361
olivacea	362	micropus	362
paradoxa	372	naviculoides	361
Encyonema		Turris	360
caespitosum ovatum	348	Grammatophora	
Endosigma		gibba	364
eximum	366	hamulifera	362
Epithemia		macilenta	364
argentina	418, 419	nodulosa	364

	Page		Page
<i>Grammatophora</i>		<i>Baileyana</i>	385
<i>ovalatensis</i>	364	<i>baltica</i>	365
<i>uncina</i>	363	<i>biceps</i>	330
<i>Gyrosigma</i>		<i>bicuneata</i>	334
<i>compactum</i>	418	<i>blanda</i>	335
<i>peisonis</i>	413	<i>Bleischi</i>	334
<i>Hantzschia</i>		<i>bohemica</i>	329
<i>amphioxys</i>	407	<i>Bombus</i>	350
<i>Hemiaulus</i>		<i>borealis linearis</i>	405
<i>Heibergii</i>	368	<i>Boryana</i>	335
<i>Heterostephania</i>		<i>Brebissonii</i>	405
<i>Rothii</i>	345	<i>budensis</i>	405
<i>Himantidium</i>		<i>cancellata ammophila</i>	379
<i>majus</i>	357	<i>cancellata scaldensis</i>	379
<i>Homoeocladia</i>		<i>caribaea</i>	382, 388
<i>commutata</i>	394	<i>chersonensis</i>	350
<i>fasciculata</i>	395	<i>Clevei</i>	334
<i>Frustulum</i>	395	<i>confervacea</i>	391
<i>Vidovichii</i>	398	<i>Crucicula protracta</i>	389
<i>Hyalodiscus</i>		<i>cruciformis</i>	405
<i>stelliger</i>	415	<i>cuspidata ambigua</i>	379
<i>Hyalosira</i>		<i>dalmatica</i>	351
<i>delicatula</i>	421	<i>diplosticta</i>	355
<i>punctata</i>	416	<i>Dirrhombus</i>	350
<i>Isthmia</i>		<i>disticha</i>	335
<i>capensis</i>	370	<i>dubia</i>	392
<i>Lindigiana</i>	370	<i>elliptica</i>	351, 354
<i>Liomphora</i>		<i>elliptica oblongella</i>	353
<i>angustata</i>	371	<i>Entomon</i>	351
<i>splendida</i>	371	<i>excentrica</i>	335
<i>Liparogyra</i>		<i>exempta</i>	351
<i>dendroteres</i>	378	<i>exilis</i>	383
<i>spiralis</i>	378	<i>expleta</i>	351
<i>Mastogloia</i>		<i>fasciata</i>	335
<i>arata</i>	376	<i>flanatica</i>	379
<i>Braunii pumila</i>	376	<i>formosa</i>	335
<i>concinna</i>	376	<i>fusca delicata</i>	352
<i>fallax</i>	372	<i>galapagensis</i>	336
<i>Grunovii</i>	376	<i>gemina</i>	350
<i>keguelenensis</i>	376	<i>gemina egena</i>	350
<i>laminaris intermedia</i>	375	<i>gemmata</i>	352
<i>Smithii pusilla</i>	376	<i>gemmatula</i>	352, 354
<i>Melosira</i>		<i>gibba</i>	418
<i>hormoides</i>	415	<i>Gregorii</i>	381
<i>moniliformis</i>	377	<i>Gründleri</i>	352
<i>Moelleria</i>		<i>hamulifera</i>	391
<i>cornuta</i>	356	<i>Hilseana</i>	408
<i>Navicula</i>		<i>Holstii</i>	335
<i>advena</i>	349	<i>icostauron</i>	406
<i>aemula</i>	334	<i>incomperta</i>	359
<i>amica</i>	334	<i>indica</i>	382
<i>Amphirhynchus</i>	392	<i>intercedens</i>	352
<i>anglica subsalina</i>	379	<i>interposita</i>	359
<i>anglica subsalsa</i>	384	<i>interrupta</i>	352
<i>angulata</i>	410	<i>Janischiana</i>	335
<i>Apis</i>	350	<i>Jelincekii</i>	375
<i>aspera</i>	428	<i>Johnsonii</i>	391
<i>aspera intermedia</i>	428	<i>Kjellmanii</i>	386
<i>australica</i>	387	<i>lacrimans</i>	352
<i>bacillaris</i>	334	<i>lanceolata arenaria</i>	380

	Page		Page
<i>Navicula</i>		<i>tabellaria stauroneiformis</i>	408
<i>Lancettula</i>	383	<i>tenella</i>	390
<i>latiuscula</i>	335	<i>termes</i>	406
<i>Liber</i>	336	<i>thermes</i>	406
<i>Liber linearis</i>	336	<i>trinodis biceps</i>	382
<i>liburnica</i>	335	<i>tumida</i>	420
<i>limitanea</i>	350	<i>tumida subsalsa</i>	379
<i>linearis</i>	336	<i>turgida</i>	356
<i>lineata</i>	353	<i>vacillans</i>	355
<i>lineolata</i>	327	<i>velata</i>	429
<i>littoralis</i>	353	<i>veneta</i>	383
<i>lobata</i>	336	<i>ventricosa</i>	337
<i>Lyra abrupta</i>	379	<i>virginea</i>	337
<i>Lyra approximata</i>	380	<i>Weissflogii</i>	355, 391
<i>maculata</i>	382	<i>Neidium</i>	
<i>major</i>	409	<i>affine Amphirhynchus</i>	392
<i>marginata</i>	349	<i>Nitzschia</i>	
<i>maxima umbilicata</i>	336	<i>affinis</i>	393
<i>mesolepta stauroneiformis</i>	407	<i>compressa</i>	401
<i>molaris</i>	407	<i>constricta bombiformis</i>	393
<i>multicostata</i>	350	<i>Denticula minor</i>	397
<i>muscaeformis</i>	353	<i>Heideni</i>	397
<i>nitescens</i>	353	<i>hungarica</i>	401
<i>nobilis</i>	407	<i>lata</i>	400
<i>notabilis</i>	353	<i>marginulata didyma</i>	395
<i>notabilis expleta</i>	351	<i>minuta</i>	399
<i>notanda</i>	380	<i>Sigma Clausii</i>	394
<i>oblongella</i>	353	<i>Sigma fasciculata</i>	395
<i>ovalis</i>	353	<i>Sigma Habirshawii</i>	396
<i>Pandura</i>	351	<i>Sigma maxima</i>	398
<i>Papula</i>	353	<i>Sigmatella</i>	402
<i>parca</i>	353	<i>tenuis</i>	397
<i>Perrottetii rostrata</i>	389	<i>virgata</i>	368
<i>Powellii</i>	336	<i>vivax</i>	407
<i>praestes</i>	354	<i>Odontella</i>	
<i>procera</i>	407	<i>obtusa</i>	332
<i>Puella</i>	354, 355	<i>Odontidium</i>	
<i>rangoonensis</i>	408	<i>anomalum longissimum</i>	348
<i>rectangulata</i>	408	<i>anomalum maximum</i>	348
<i>Regula</i>	408	<i>maximum</i>	348
<i>residua</i>	428	<i>Orthoneis</i>	
<i>rhombica</i>	391	<i>binotata</i>	373
<i>rhynchocephaloides</i>	388	<i>Clevei</i>	373
<i>sculpta</i>	329	<i>cocconeiformis</i>	373
<i>Scutellum</i>	354	<i>cribrosa</i>	373
<i>sectilis</i>	336	<i>Crucicula</i>	373
<i>separabilis</i>	351	<i>fimbriata</i>	374
<i>Smithii</i>	354	<i>Horvathiana</i>	374
<i>Smithii nitescens</i>	353	<i>ovata</i>	375
<i>Smithii Scutellum</i>	354	<i>splendida</i>	377
<i>Smithii suborbicularis</i>	355	<i>Paralia</i>	
<i>Spencerii</i>	367	<i>sulcata</i>	379
<i>sphaerophora</i>	329	<i>Pinnularia</i>	
<i>splendida</i>	354, 422	<i>acuta</i>	390
<i>splendida arata</i>	354	<i>aspera</i>	428
<i>stauoptera</i>	408	<i>cineta</i>	381
<i>strangulata</i>	349	<i>Cyprinus</i>	383
<i>suborbicularis</i>	355	<i>directa</i>	383
<i>subsolaris</i>	408	<i>divergens sublinearis</i>	407
<i>suspecta</i>	351	<i>exigua</i>	384

	Page		Page
<i>Pinnularia</i>		<i>Rhizosolenia</i>	
<i>Gastrum</i>	384	<i>flaccida</i>	365
<i>gibba linearis</i>	408	<i>Shrubsoleii</i>	417
<i>longa</i>	387	<i>Rhoicosigma</i>	
<i>major</i>	406	<i>Antillarum</i>	418
<i>ovalis</i>	353	<i>Reichardtii</i>	418
<i>Scutellum</i>	354	<i>Rhoikoneis</i>	
<i>thermes</i>	406	<i>Bolleana</i>	380
<i>viridis distinguenda</i>	406	<i>Rhopalodia</i>	
<i>Plagiogramma</i>		<i>gibberula Debyi</i>	418
<i>Gregorianum</i>	410	<i>gibberula Van-Heurckii</i>	419
<i>interruptum adriaticum</i>	409	<i>Rutilaria</i>	
<i>Plagiotropis</i>		<i>recens</i>	419
<i>mediterranea</i>	430	<i>Sceptroneis</i>	
<i>Van-Heurckii</i>	430	<i>dubia</i>	424
<i>Pleurosigma</i>		<i>marina parva</i>	365
<i>angulatum strigosum</i>	414	<i>Schizonema</i>	
<i>batticum</i>	365	<i>amplius</i>	390
<i>balticum californicum</i>	365	<i>eximium</i>	366
<i>balticum maximum</i>	366	<i>Grevillei</i>	385
<i>Brebbisonii</i>	365	<i>ramosissimum</i>	390
<i>compactum</i>	418	<i>vulgare</i>	360
<i>distortum</i>	366	<i>Scoliotropis</i>	
<i>eximium</i>	366	<i>laestriata</i>	420
<i>fallax</i>	411	<i>Sphenella</i>	
<i>Febigeri</i>	366	<i>angustata</i>	360
<i>giganteum</i>	414	<i>parvula</i>	362
<i>Kützingii</i>	366	<i>Stauroneis</i>	
<i>nodiferum</i>	367	<i>amphilepta</i>	420
<i>obliquum</i>	366	<i>amphoroides</i>	420
<i>obscurum</i>	412, 413	<i>aspera</i>	428
<i>obscurum barbadense</i>	413	<i>balearica</i>	380
<i>obscurum mediterraneum</i>	413	<i>birostris</i>	420
<i>peisonis</i>	412, 413	<i>Crucicula</i>	383
<i>scalproides</i>	366	<i>gallica</i>	420
<i>simile</i>	367	<i>gracilis</i>	421
<i>Spencerii subsalinum</i>	368	<i>inflata</i>	321
<i>Stuxbergii rhomboides</i>	414	<i>maculata</i>	388
<i>Wansbeckii</i>	368	<i>polygramma</i>	329
<i>Podosira</i>		<i>pulchella</i>	428
<i>adriatica</i>	415	<i>Reichelti</i>	421
<i>dubia</i>	377	<i>similaris</i>	386
<i>Podosphenia</i>		<i>Stauroptera</i>	
<i>Ehrenbergii</i>	371	<i>microstauron</i>	407
<i>gracilis</i>	371	<i>scalaris</i>	405
<i>hyalina</i>	371	<i>Stephanosira</i>	
<i>Lyngbyei</i>	371	<i>Epidendron</i>	378
<i>ovata</i>	372	<i>Hamadryas</i>	378
<i>Porocyclia</i>		<i>Surirella</i>	
<i>dendrophila</i>	378	<i>circumsuta</i>	394
<i>Pyxidicula</i>		<i>fastuosa lepida</i>	421
<i>adriatica</i>	415	<i>lepida</i>	421
<i>Rhabdonema</i>		<i>Oestrupii</i>	423
<i>mirificum</i>	416	<i>pulchra</i>	422
<i>Rhaphoneis</i>		<i>thermalis</i>	403
<i>amphiceros tetragona</i>	416	<i>Synedra</i>	
<i>fasciolata australis</i>	417	<i>affinis tabulata</i>	426
<i>Rhipidophora</i>		<i>alpina</i>	357
<i>anglica</i>	370	<i>arimoricana</i>	403
		<i>Atomus</i>	380

	Page		Page
Synedra		cruciatum	416
crystallina dalmatica	424	dubium	331
crystallina insignis	425	elegans	331
dalmatica	424	elongatum	332
dissipata	395	Favus	331
Frustulum	395	intricatum	355
gigantea	424	orbiculatum	332
gracilis	423	Pentacrinus	332
lanceolata	427	punctatum	333
lunaris	357	Reticulum	333
mitschioides	427	Shadboldtianum	332
Palea	399	spinosum	333
parvula	426	tabellarium	333
scalaris	402	Tryblionella	
Sigma	402	acuminata	392
spectabilis	403	apiculata	393
subarcuata	357	constricta	394
subtilis	423	debilis	394
tenuis	423	lanceola	397
Thalassotrix	427	levidensis	403
vitrea	427	punctata	401
Tetragramma		subsalina	404
americana	427	Victoriae	404
Triceratium		Vibrio	
alternans	331	paxillifer	400
Antillarum	330	Zygoceros	
armatum	333	mobiliensis	332
bicorne	331	Surirella	416
campechianum	331	Tuomeyi	334

PARTS ISSUED

VOLUME I (complete in four parts, with index).

- Part 1. History of the Survey, by N. L. Britton.
Geological Introduction, by C. P. Berkey.
Geology of the San Juan District, with colored map, by D. R. Semmes.
- Part 2. Geology of the Coamo-Guayama District, with colored map, by E. T. Hodge.
- Part 3. Geology of the Ponce District, with colored map, by G. J. Mitchell.
- Part 4. The Physiography of Porto Rico, with colored map, by A. K. Lobeck.

VOLUME II.

- Part 1. Geology of the Lares District, with colored map, by Bela Hubbard.
- Part 2. Geology of the Humacao District, with colored map, by Charles R. Fettke.
- Part 3. Geology of the Fajardo District, with maps and illustrations, by Howard A. Meyerhoff.

VOLUME III.

- Part 1. Tertiary Mollusca from Porto Rico, by C. J. Maury.
- Part 2. Tertiary Mollusca from the Lares District, by Bela Hubbard.
- Part 3. Fossil Corals of Porto Rico, by H. N. Coryell and Violet Ohlsen.

VOLUME IV. Geology of the Virgin Islands, Culebra and Vieques.

- Part 1. Introduction and Review of the Literature, by J. F. Kemp.
Physiography, with colored map, by H. A. Meyerhoff.
- Part 2. Physiography (concluded), with two colored maps, by H. A. Meyerhoff.

VOLUME V (complete in four parts, with generic index).

- Part 1. Descriptive Flora—Spermatophyta (Part), by N. L. Britton and Percy Wilson.
- Part 2. Descriptive Flora—Spermatophyta (Continued).
- Part 3. Descriptive Flora—Spermatophyta (Continued).
- Part 4. Descriptive Flora—Spermatophyta (Continued).

VOLUME VI.

- Part 1. Descriptive Flora—Spermatophyta (Continued).
- Part 2. Descriptive Flora—Spermatophyta (Continued).
- Part 3. Descriptive Flora—Spermatophyta, with Appendix (Concluded).
- Part 4. Descriptive Flora—Pteridophyta, by William R. Maxon.

VOLUME VII.

- Part 1. Plant Ecology of Porto Rico, by H. A. Gleason and Mel. T. Cook.
- Part 2. Plant Ecology of Porto Rico (Continued).
- Part 3. Palaeobotany of Porto Rico, by Arthur Hollick.

VOLUME VIII.

- Part 1. Mycology, by Fred J. Seaver and Carlos E. Chardon, with contributions by Rafael A. Toro; F. D. Kern and H. H. Whetzel; and L. O. Overholts.
- Part 2. Supplement to Mycology, by Fred J. Seaver, Carlos E. Chardon, Rafael A. Toro, and Frank D. Kern. Revision of the Myxomycetes, by Robert Hagelstein, Myxophyceae, by Nathaniel L. Gardner.

VOLUME IX.

- Part 1. Mammals—Chiroptera and Insectivora, by H. E. Anthony.
- Part 2. Mammals—Rodentia and Edentata, by H. E. Anthony.
- Part 3. Birds—Colymbiformes to Columbiformes, by A. Wetmore.
- Part 4. Birds—Psittaciformes to Passeriformes, by A. Wetmore.

VOLUME X.

- Part 1. Amphibians and Land Reptiles of Porto Rico, by Karl Patterson Schmidt.
- Part 2. The Fishes of Porto Rico and the Virgin Islands—Branchiostomidæ to Sciaenidæ, by J. T. Nichols.
- Part 3. The Fishes of Porto Rico and the Virgin Islands—Pomacentridæ to Ogcocephalidæ, by J. T. Nichols.
- Part 4. The Ascidians of Porto Rico and the Virgin Islands, by Willard G. Van Name.

VOLUME XI.

- Part 1. Insects of Porto Rico and the Virgin Islands—Diptera or Two-winged Flies, by C. H. Curran.

VOLUME XII.

- Part 1. Insects of Porto Rico and the Virgin Islands—Heterocera or Moths (excepting the Noctuidæ, Geometridæ and Pyralididæ), by W. T. M. Forbes. Supplementary Report on the Heterocera of Porto Rico, by W. T. M. Forbes.

VOLUME XIV.

- Part 1. Insects of Porto Rico and the Virgin Islands—Odonata or Dragon Flies, by Elsie Broughton Klots.
- Part 2. Insects of Porto Rico and the Virgin Islands—Homoptera (excepting the Sternomynchi), by Herbert Osborn.

VOLUME XV.

- Part 1. The Brachyuran Crabs of Porto Rico and the Virgin Islands, by Mary J. Rathbun.
- Part 2. Crustacea Macrura of Porto Rico and the Virgin Islands, by Waldo L. Schmitt. Amphipoda of Porto Rico and the Virgin Islands, by Clarence L. Shoemaker.

VOLUME XVI.

- Part 1. A Handbook of the Littoral Echinoderms of Porto Rico and the Other West Indian Islands, by Hubert Lyman Clark.

The above parts may be procured at \$2 each by addressing The Recording Secretary, New York Academy of Sciences, care of the American Museum of Natural History, New York, N. Y.