



E - GAZETTE MK II

New Zealand Antique & Historical Arms Association Inc. # 22 October 2012

EDITORIAL

I am sure we all know about ‘buyer beware’ at auctions, the organiser usually absolve themselves of any responsibility for errors in the description of lots and advise bidders to satisfy themselves as to authenticity of an item. Fair enough, however, the reputation of the organisation running an auction can soon be tarnished if they allow obvious fakes to be sold as the genuine article. In my view any fake or replica that is offered for sale in an auction should be declared as such. Fortunately fakes are a rare occurrence in our auctions, reputation for honesty is far more valuable than a quick buck, but occasionally as in the case of the No 4 Mk I bayonet below it does happen.

It was good to see so many of our members at the Half Year General Meeting, it was a great opportunity to have a catch up with friends from all around the country and attend a great auction put on by Ruahine Branch.

Again my thanks to those who have sent comments and contributions.

If you have comments to make or news or articles to contribute, send them to oilyrag@xtra.co.nz
All views (and errors) expressed here are those of the Editor and not necessarily those of the NZAHAA Inc.

Phil Cregeen, Editor oilyrag@xtra.co.nz

FROM OUR READERS

Your warning about chamber flags is quite timely. I was recently brought an AR15 with a chamber flag very firmly welded into the barrel. It was inserted by an officious RO after determining that the rifle was unloaded, despite being advised by the shooter that the rifle had just fired 40 rounds and was smoking hot! It took me about $\frac{3}{4}$ of an hour to get it out, first by punching with a special steel insert and then liberal doses of acetone and bronze brush scrubbing. A chamber flag of plastic is more trouble than it is worth and alternative material should be considered for such rifles.

Cheers, Rod

Rod is a gunsmith. I guess the moral of this story is don't put a plastic flag in a hot chamber. Range Officers and shooters please take note. Ed

Recently a rifle came into my possession, it is marked DWM Berlin OVS serial No 9697, barrel length 24 inches and has a turned down bolt handle, the crest has been removed from the receiver. The rear sight has been removed and a peep sight has been mounted on the rear of the receiver. A monkey wrench or similar was used to remove the barrel at some stage leaving large garks on it, could the barrel also have been shortened? There is no SAT marks.

I would appreciate any info on this rifle.

Regards, Nigel Ryan, PO Box 174, Chatham Islands 8942.

AN INTERESTING BAYONET by Phil Cregeen

BEWARE OF FAKES; This fake No 4 Mk I bayonet recently sold at auction for \$ 400!!



Points to watch for when buying a No 4 Mk I bayonet (with cruciform spike): they were all made by Singer Manufacturing and are marked as illustrated below left, the spike point is uniform with not flats, the flutes are all the same length at the socket end, and the front radius of the socket is larger than the MK II and MK II* bayonet.



G m R
No 4 Mk I
S M



Genuine: note radius on socket & correct marking,

Fake: smaller radius and incorrect marking



Genuine Mk I

Fake Mk I

Genuine Mk II

Genuine Mk I release catch

The fake bayonet point shows signs of the original Mk II flats on the point from which it was made, while the genuine Mk I spike has a finer taper towards the point. The release catch on genuine Mk I is marked SM over 41. Early Singer Mk II bayonets are marked in the same way as the MK I with release catch marked SM over 41 or 42 while later ones are marked N67. 75,000 Mk I bayonets were made by Singer compared with 1,066,782 Mk II.

Acknowledgements: Photos by Phil Moore

Reference: British & Commonwealth Bayonets by ID Skennerton & R Richardson

NEWS FROM FEILDING

Here is a brief summary of the Management Meeting and HYGM held in Feilding on 21 & 22 September.

NZAHAA Management Meeting:

John Debney is to retire from the post of National Secretary at the end of the year and the Management Committee are currently accessing a number of applicants to fill the post.

Phil Cregeen will fill the post of Gazette Editor when Rex Hill retires from the job next year.

The National database needs up dating with contact details, **members who have moved or changed their phone or e-mail address are encouraged to advise both National and Branch Secretary.**

NZAHAA HYGM attended by approximately 177 members:

All 16 new members were accepted into the association.

The Associations finances are in good shape and subs will remain the same at \$70 for 2013.

The remit to add the exchange of knowledge to the objectives (Rule 3b) of the association was passed unanimously.

Presidents Report as presented by Kath Arnold

There is very little I can add to the report I submitted to the September Gazette.

Our Branches are providing their members with activities in which to participate if they wish.

The Gazette and e-Gazette are continuing to do a great job of entertaining and informing our members.

I must thank those members who provide articles for the Gazette and e-Gazette. You are doing a great service for the NZAHAA and it is truly appreciated.

I must also thank those members who have allowed their articles to be used in the NZ Guns & Hunting. This has provided much needed free advertising for our Association and gives us a free Events Calendar. I hope all the Branches avail themselves of this as it is a great way to get our Gun Shows and activities out there.

On behalf of all our members, I would like to thank the Management Committee members who have been working hard to keep your Association running smoothly and attending to the day to day administration as required.

As volunteers, you give up a great deal of your time to help the NZAHAA and maybe we do not acknowledge this enough at times, but rest assured it is appreciated by one and all.

To me, the greatest benefit of belonging to our organisation is the fellowship that is received when we take the time to attend Gun Shows, Auctions and Branch Activities. We meet up with other collectors and share knowledge, find treasures and help others to find the things they are hunting for. Like the Mastercard ad, this is priceless, and this to me is the major benefit of being a member of NZAHAA.

Thank you to Wellington and Ruahine for hosting our HYGM . As always you are great hosts and do an awesome job. Thanks are also due to the Auction Committee who I know have put in many hours of hard work.

COLFO Report as presented at the meeting by Andrew Edgcombe

I have now been in the position of NZAHAA COLFO representative since March of this year, in this time I have been privy to the inner workings of the COLFO executive and the work undertaken by the same on the behalf of not only the NZAHAA but all New Zealand Firearms user groups as a collective.

Some may be quick to dismiss COLFO and their work as it may not be as sensationalistic as others may be seen to be. In my opinion the diplomatic approach COLFO takes is by far the best for all concerned.

Anything else is more inclined to evoke an adverse reaction further down the line even if there is seen to be some initial gain the long term ramifications could transpire to be very serious.


COLFO played an advisory role in the Special Reasons to Import policy recently implemented by Police, All associated organizations were asked via their representatives for input, this was sought from NZAHAA branches and any feedback collated and forwarded on to COLFO for consideration. I feel concerns and suggestions from the NZAHAA membership were well received and well covered within the Special Reasons to Import policy.

The lobbying of MP's continues allowing the identification of those MP's who are supportive of COLFO and gives the opportunity to reinforce the positives of our current licensing system to all who are receptive.

On an international level COLFO was able to attend as part of the Official New Zealand Delegation to the UN PoA Revcon which is the Review Conference of the United Nations Program of Action to Prevent Combat and Eradicate the Illicit Trade in Small Arms and Light Weapons in all aspect. Attending is a big positive and by meeting with foreign delegates and representatives the virtues of the current firearms ownership situation in New Zealand can be expressed.

BOOK REVIEW by Phil Cregeen


COL COLT DOWNUNDER by Hayden Hughes & Robin Rapley



This is a beautifully presented book that I am sure will be of great interest to all Colt collectors and those who are interested in 19th Century New Zealand and Australian arms. As a non-Colt collector I found it a fascinating and enjoyable read, which broadened my knowledge of our colonial history.

The book describes how, when and why various Colts came to be in the service of the colonial and provincial governments, Police, Militia, Gaol Service and Banks. It provides records in each chapter of known examples surviving today and is profusely illustrated with colour photographs, many full page, as shown below. In the main these are Colt 1851 Navy revolvers and Colt revolving carbines, but includes some later Colt models and other contemporary pistols and carbines are also mentioned and illustrated.

A chapter is devoted to listing Australian and New Zealand Colt retailers and includes examples of their adverts. A considerable number of Australian Bush Rangers used Colts and a brief account is given of the most notorious of these with details of the colts that they used. Finally the book provides a gallery of privately owned Australasian Colts with a brief description of each. This 253 page, beautifully illustrated, hard cover book costs **NZ \$130.00 plus \$12.50 P & P** and is available from the author, **Robin Rapley**, e-mail: mrflintlock@aol.com please enquire for overseas postage rates.





Lithgow Small Arms Factory Museum

A factory history - a people profile


TO ALL OWNERS OF LITHGOW/SLAZENGER MODEL 1, 1A or 1B .22 CALIBRE RIFLES.

Lithgow Small Arms Factory Museum is conducting a survey of models 1, 1A and 1B Lithgow/Slazenger .22 Cal. single shot rifles. We are trying to determine, at what serial numbers, changes in model, barrel stamping and butt disc markings took place.

We have very little information on these Australian manufactured rifles as most of the records were destroyed in the 1960's when production ceased.


Can you help us with the following information on your Lithgow 1, 1A or 1B rifle ?

Please email us your completed form to lithgowsafmuseum@ozemail.com.au

	Options	Your Response
Model	1,1A or 1B	
Serial #		
Serial # as per Note *	Include space in SN	
Barrel Markings**		
 Butt Disk	Roo or Slaz SAF ?	

* If the serial number is higher than 200000 are the first two digits separate to the rest of the number? IE 76 12345

** Please attach clear digital images of the markings or type in the markings in the response column



Contact the museum with any details or for more information
Phone 63514452 Fax 63514511 PO Box 564 Lithgow 2790
e-mail: lithgowsafmuseum@ozemail.com.au

27 Aug 2012

LITHGOW SMALL ARMS FACTORY MUSEUM (Part 4 More long arms) Photos by Phil Cregeen,
my thanks to the Museum staff for allowing this photography.



GUN REVIEW Whitworth Short Rifle Compiled by Phil Cregeen © 2012

Pattern: 1862 Whitworth Short Rifle, Maker: The Whitworth Company.
Calibre: .451 in, Bore: Hexagonal 6 groove 1 turn in 20 in, Barrel length: 33 in. OA Length: 49 in.
Weight: 9 lb, Sights: Blade foresight, Ladder rear sight graduated to 1000 yds.
A two band Enfield military style muzzle loading rifle with iron furniture and walnut stock.



Muzzle: showing foresight, bayonet bar and ram rod.

Enfield style lock marked WHITWORTH with Wheat sheaf Crown and W.

In the year 1854 the Commander in Chief Lord Hardinge requested Joseph Whitworth, a well respected Mechanical Engineer, to assist in investigating the mechanical principle applicable in the construction of an efficient service rifle. He willingly agreed to do so, subject to the condition that he should be provided with a suitable gallery, protected from changes in the wind and from fluctuations in the atmosphere, where he could carry on the experiments which were necessary to arrive at any sound conclusion.

A 500 yard gallery range was built at his home in Manchester where using screens of tissue paper he evaluated the trajectories of many combinations of rifle barrel and projectile. In these experiments he was constrained by the requirement to use the same charge, 70 grains and weight of bullet 530 grains, as the current service cartridge for the Pat 53 Enfield Rifled Musket of .577 Calibre.

The result of these experiments was a calibre of .451, which used a longer projectile and Polygonal (hexagonal) rifling with a twist of 1 turn in 20 inches. The advantage of the hexagonal rifling was that the bullet did not have to be forced into the grooves of the rifling and therefore could be of a harder material and friction was reduced. Bullets could be hexagonal or cylindrical in shape.

In 1857 comparative trials were carried out between the Whitworth and Enfield Pat 53 in which it was shown that the Whitworth was three time more accurate, had a longer range and treble the penetration of the Enfield Rifle. In 1862 1,000 (3 band 39 in barrel) Whitworth rifles were ordered from Enfield, for troop trials, and this was followed by 8,000 more. The locks of these rifles are marked VR, ENFIELD 1863 and the barrel WHITWORTH PATENT .

In the end the Board of Ordnance did not adopt the Whitworth Rifle, claiming that the bore was too small and fouled too quickly and the rifle was too expensive. However Whitworth went on to manufacture his rifle for France and the Confederate States of America where it was used by sharpshooters to good effect in the Civil War. The Whitworth was also popular as a target rifle used by both civilians and military personnel.

The Whitworth military rifle was manufactured in three barrel lengths, Short 33 in., Medium 36 in., and Long 39 in. It was also manufactured as a target rifle and sporting rifle in various forms.

Use in New Zealand: To date no evidence has been found that the Whitworth rifle was ever introduced into New Zealand military service. However a search of "Papers Past" turned up a number of references to Whitworth rifles being used in Volunteer Corps Annual Prize Shoots, although it is likely that these were match target rifles rather than military models. Anecdotal evidence indicates that early in the 20th century a Wellington Theatre Company imported a number of Whitworth rifles (20-30) as props for a pageant, some of these had a hole drilled in the muzzle to retain a socket bayonet, subsequently they were confiscated by the Police and handed over to the Army. In 1960 about 10 rifles were still held by the Army at Trentham although they were in poor condition. In 1960 the NZ Army donated a 2 band short Whitworth rifle Serial No C302 to the Petone Rifle Club. In 1979 the National Army Museum loaned a 2 band Whitworth rifle to members of the New Zealand Team to compete in International Muzzle Loading Championships in 1980-82.

To date 32 x Whitworth Military Short Rifles have been noted in New Zealand with serial numbers ranging from C302 -708 (1861/62) and D348 - 403 (1862/63), these are of the same type used by the Confederate States. In addition many have a number on the bayonet bar with either a "W" or "C&G" prefix. These rifles do not accept the Whitworth Bayonet of 1863 but rather a bushed Pattern 58 bar on band sword bayonet.

If you know of any evidence that supports the issue of this rifle to the New Zealand military, or how these Short Whitworths came to New Zealand the author would be pleased to hear from you.

Acknowledgements: John Osborne, Tony Bruce, Terrence Seymour

Reference: Guns and Steel by Sir Joseph Whitworth, courtesy Research Press

<http://milpas.cc/rifles/ZFiles/Articles/Shooting/Muzzleloaders/Guns%20and%20Steel.html>

Guns Review January 1994: Sir Joseph Whitworth by G Boothroyd

<http://paperspast.natlib.govt.nz>

Wanted articles from you the readers.

Write about your latest acquisition or a favourite item in your collection or an interesting museum you have visited. Half a page of A4 and a photo is all that you need to produce.

UP COMING EVENTS If you have dates for events in 2013 please advise oilvrag@xtra.co.nz

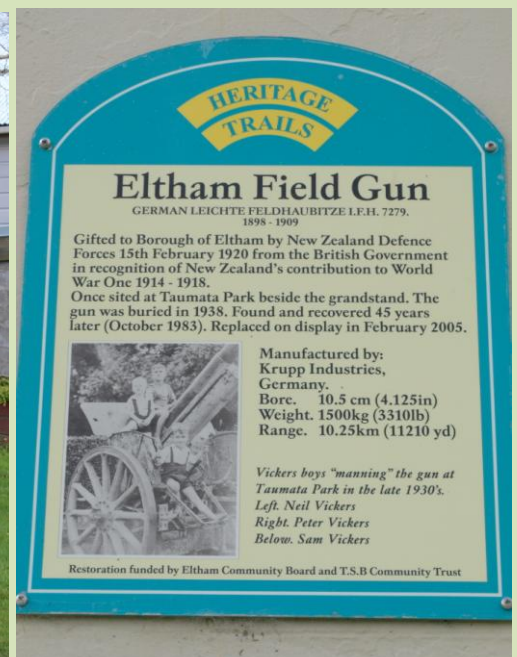
2012

- 29 & 30 September Auckland Arms Fair, Henderson <http://www.gunshows.net.nz/>
- 30 September Military Heritage Day, Auckland War Memorial Museum
- 13 & 14 October Ted Rogers Militaria Auction, Wellington <http://www.militaria.co.nz/Catalogue.pdf>
- 27 October Auckland Branch cannon Shoot <http://www.antique-arms.co.nz/index.html>
- 3 & 4 November Taranaki Branch Gun Show, New Plymouth
- 10 & 11 November Armistice in Cambridge, Lake Karapiro <http://www.lakekarapiro.co.nz/>
- 11 November Carvell's Auction, Auckland

2013


- 4-6 January Northland Branch Invitation Shoot
- 24 February Central Branch Gun Show, Otorohanga
- 16 & 17 February Wellington Arms & Militaria Fair
- 13 April NZAHAA AGM & Auction, Invercargill
- 25 May Ruahine Branch Gun Show, Feilding
- 22 June Whangarei Hunting Shooting and Fishing Show

WHERE ARE THE GUNS? Please send details of your local gun to oilvrag@xtra.co.nz



The above images of the Eltham Field Gun were contributed by Andrew Edgecombe

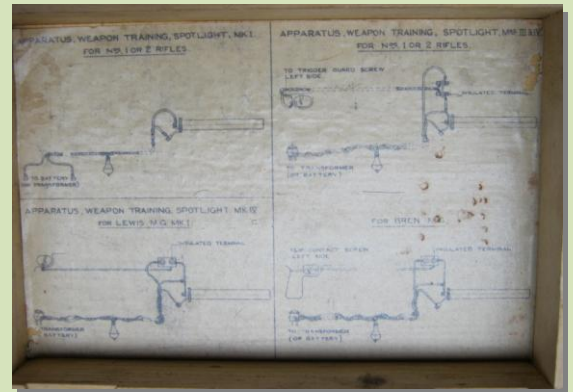
MYSTERY OBJECT (below right), provided by Pat Glynn, answers please to oilyrag@xtra.co.nz



First correct answer for last month (above left) was from John Sukey, Tucson Arizona, who tells us that it is a spotlight for training in the aiming of various guns, in this case the SMLE, but it could also be used on the Bren and Lewis Gun and another version on the Vickers Gun.



Projector fitted to SMLE



Circuit Diagram

John sent the following instructions:

"Projector, Spotlight; this is a device of the flash-lamp type arranged for clamping to a weapon and so constructed optically and mechanically that a spot of light can be projected on to the target to indicate the point where a shot fired would strike. The control of the light is in the hands of an instructor or observer other than the firer of the weapon by means of a flexible cable and a switch.

The correctness, or otherwise, of aim and trigger release can thus be checked. The apparatus is divided into the following main parts:

- Projector
 - Brackets
 - Switch and connections
 - Battery
- The whole is packed in a box.

The projector consists of a brass tube about 6 inches long, fitted with a lens at one end. In the other end is an inner tube which slide to enable the spot of light to be focussed, and is secured by a milled screw. A screwed cap fits into the sliding tube and carries the bulb and terminal wires. The projector is in a clamp which has a hinge and a thumbscrew, by means of which it attached to the brackets on the rifle or the Lewis gun.

In the case of the rifle No1 Mk III it is arranged to fit on the noscap in place of the bayonet. It consists of an L shaped steel strip of which the shorter arm is pierced to fit on the bayonet boss. The longer arm is slotted to engage the bayonet stud and is fitted with a spring steel catch which engaged behind the stud and holds the bracket in place (it is also for the Lewis gun with a different bracket)

Switch and Connections: The switch is an ordinary commercial pendant bell-push. The cable is ordinary "double flexible" arranged with two branches respectively 5 ft. and 12 ft. in length for connection to battery and projector. Each branch of the cable terminates in a pair of brass tabs for connection to the projector and battery terminals.


Battery- This is composed of four cells, dry X Mk II. connected in series giving six volts.

Box--- The complete apparatus is packed and carried in a wooden box provided with compartments for each component. A wiring diagram is pasted inside the lid

Aligning and adjusting: The apparatus being attached and all connections made, the weapon, if a rifle or Lewis gun will be fixed in an aiming rest or other suitable support and the sights carefully aligned on an aiming mark placed at some convenient distance between five yards and ten yards from the lens of the projector.

The switch will then be pressed to light the lamp and the projector roughly aligned on the target by slacking off the clamp nut and link screw and moving the projector as required.

The focus will then be adjusted by loosening the locking screw and moving the inner tube inwards or outwards until the spot of light is most clearly defined. This having been done the locking screw will then be tightened.



Aim Training Spot Light for Vickers MG, from Pat Glynn collection

TARGET FOR YOUR No 8 and No 9 Training rifle contributed by Dave Craze

Attached as a separate pdf file with this e-Gazette.

There is a story behind the target colours: Lower orange is desert sand in sunlight. Upper is desert sky. The black upper section of the bull was to encourage a correct sight picture when shooting at the enemy and not use the six o'clock hold.

WEBSITES

Royal Armouries manuscript 1.33 is the world's oldest Fight Book it is without parallel in the medieval literature and the Armouries most treasured manuscript. This year the Armouries can fulfil their long held ambition to publish a full facsimile of the manuscript complete with a companion volume, which contains a full transcription, translation and new treatise by Dr Forgem. For full details visit: <http://illuminatedfightbook.co.uk/>

David George Carvings from the Veldt, new website: www.boerwarriflecarvings.net

Check these regularly for latest news

Auckland Branch <http://www.antique-arms.co.nz/index.html>

Canterbury Branch <http://antiquearms.co.nz/>

Wellington Branch <http://www.nzaawgtn.org.nz/> see latest auction catalogue & prices

NZART <http://nzarmsregister.blogspot.co.nz/> now contains more abridged info pages on NZ Arms.

COLFO <http://www.colfo.org.nz/>

SURPRISE IN THE MAIL

A man in Washington DC ordered a TV from Amazon and received this in the mail:



The Police took it away!

See the story here:

<http://gizmodo.com/5933021/guy-gets-giant-assault-rifle-from-amazon-instead-of-tv>

INFORMATION REQUEST FOR THE NZ ARMS REGISTER

Can you help provide information as below for our continuing research in NZ arms?

I am currently seeking information on two types of Colt Revolving carbine, these are “British Model”, 21” barrel, brass trigger guard and butt plate and no fore-wood, in .56 calibre as issued to Otago Goldfield Police in 1864. Also a shorter 18” barrel with wood fore-end, bayonet bar, sling swivels and steel butt plate and trigger guard also in .56 calibre. The latter model marked NZ and a number on the butt plate, see photo on page 7 of the September Gazette. .

Any information on their NZ service or photos, would be much appreciated. oilyrag@xtra.co.nz


BUY SELL OR SWAP (Free advertising for NZAHAA members for 2 months)

***FOR SALE OR TRADE :** Takedown Paratroop Type British No 5 Jungle Carbine, purchased by Australian collector from New Zealand gunshop in November 1972 including purchase receipt; First year production Lithgow No I MK III SMLE dated 1913 including Lithgow Hooked Quillion bayonet dated 1914 with correct matching numbered leather Scabbard; Collection of approx 80 British & Australian Lee Enfield Range Sights including many RARE examples. See pictures below.

WANTED : British Commonwealth Trials Rifles especially Pattern 1913, No I MK VI & No 4 Trials Rifles; WW I Lattey, Gibbs, Martin, and similar Optical Sights; Rifle Grenade Cups & Spigots, and Wire Cutters & Breakers.

CONTACT : Colin Green, 5 Tiffany Grove, Templestowe, Victoria 3106, Australia.

Phone :61 3 98462070. Email : colingreenaust@hotmail.com



Our Gun by Geoff Lawson

In a national sense, Krupp Number Four is "Our Gun". It is New Zealand's only 19th century Krupp, our only black powder Krupp and of course, our oldest Krupp. It is also our only surviving Boer War artillery gun and our first artillery gun trophy – in other words, it is an icon and a national military treasure. The story of Krupp Number Four is a good deal more than a story about a gun. It is a story about people and events in far-off Africa that had a profound influence on our political and military history. At the beginning of the 20th century, these events were at the forefront of public consciousness, just as the Vietnam War was in the sixties and the Iraq War was in the ninety's. It is a story that is not without drama, and hope, success, defeat and loss are all a part of it.

To read more go to: <http://www.ourgun.co.nz/>

This soft cover book has 96 pages, jam packed with photos, both modern and historical. Most of the historical photos have come from South Africa and have never been seen in a NZ publication before. The bulk of them have come from the War Museum of the Boer Republics, but there are some from private collectors and historians in SA, as well NZ, Australia and British sources.

Priced at NZ \$ 44.00 including P&P within NZ

The book may be purchased online at the above website or from the author: Geoff Lawson, 3 Wilkie St, Wanganui 4500

Or e-mail: geofflawson@live.com

***WANTED:** for restoration project – two Martini Enfield .303 upper barrel bands. If not complete that will still be OK, as it appears that the bands are hardest to find.

Contact: Noel Taylor njtaylor@ihug.co.nz

Phone 021 187 2106

*** WANTED:** New Zealand Official War Histories, eg Auckland Regt., Canterbury Mtd Rifles etc

New Zealand fighting knives.

Please e.mail: b.mackrell@xtra.co.nz

Things to sell, why not advertise them here?

2012

Taranaki Gun Show

PLYMOUTH HOTEL

Cnr. Courtenay & Leach Streets
New Plymouth

3rd & 4th NOVEMBER

Join us for a great weekend of
buying, selling and trading

To book your tables phone:

Andrew Edgcombe

06 2789097 027 3380840

mg34nz@gmail.com

Display Tables Free!

WAR EXTRA

NEW BATTLE- FRONT OPENS AT KARAPIRO

Armistice in Cambridge has moved to Mighty River Domain,
Lake Karapiro, Saturday 10th – Sunday 11th November 2012

“We shall fight on the beaches, we shall fight in the skies,
we shall fight in the fields; we shall never surrender.”

Unrestricted air displays - Contoured battlefields

- Amphibious landings - Situated just six
kilometres south of Cambridge

- Modern camping ground and
facilities - Lake views and

tree-filled grounds - Large

indoor complex that's great

for displays and vendors.

WAIPA
HOME OF CHAMPIONS

ARMIST/CE
IN CAMBR/DGE


Celebrating New Zealand's military heritage

www.armisticeincambridge.co.nz - www.facebook.com/ArmisticeinCambridge - www.lakokarapiro.co.nz

New Colt Book

Colonel Colt Downunder

By Hayden Hughes and Robin Rapley



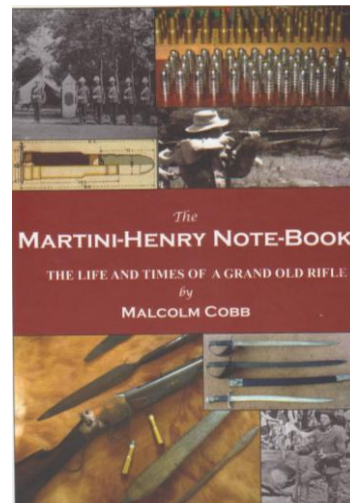
A combination of over 60 years combined research which includes a large amount of previously unknown and unpublished data. Chapters include purchases and usage of Colt firearms during the Maori Wars and the various Provincial Govts. The Australian State Govts. Gaol Service & Police forces. Retailers, Bushrangers and historical weapons.

Price: NZ \$130 plus postage \$12.50

Australia & US \$98 plus postage

Email

Robin Rapley mrflintlock@aol.com



This A4 size, 180 page, hard covered book is a wonderful read and reference for both the Collector and Shooter of Martini rifles and carbines.

The 12 chapters (profusely illustrated with black & white photos and illustrations), cover the early history, trials and development of this rifle, the competitors, along with the wars the Martini took part in (North West Frontier and Zulu Wars), the personalities involved, bayonets issued, markings on Martinis, collecting the rifle, ballistics, reloading, tuning and “shooting the Martini”. There is enough to cover all interests and many ‘tips’ to consider. A great read together with a good splash of humour.

Australia: Cost: Aus\$75.00 plus \$10.00 post

From: Dave George: Email: david.george7@bigpond.com

New Zealand: NZ \$104.50 + post in NZ)

From: Neil Reed, Phone: 09-436.0014 (before 8pm)

e-mail: nzreeds@xtra.co.nz

149D Te Rongo Rd, Parua Bay, RD 4, Whangarei, 0174

MANAWATU RUAHINE DISTRICT GUN SHOW
Run by Ruahine Branch of NZAHAA Inc.

Rangitikei Club, Bowen St, FEILDING

Saturday 25 May 2013
10.00 – 16.00hours

We send the above information as an early "Heads Up" of our branches intention to run OUR MOST SUCESSFUL YET GUN SHOW.

Extensive advertising in our district is intended re this function via newspaper/radio and leaflet drops and notices throughout the district.

Expressions of interest from members who wish to bring:

- A) a display (tables are provided free for displays)
- B) A sales table (cost \$20 per vendor per table)

Should be sent to:

Vic Longley 7 Raukawa Road, RD 10
Palmerston North 4470
Email longleyve@xtra.co.nz

NZ Antique and Historical Arms Assn Inc

2013 ANNUAL GENERAL MEETING AND AUCTION

The Southland Branch will be hosting the National AGM and Auction on Saturday the 13th of April 2013

Invercargill Workingmen's Club

154 Esk St Invercargill.

Items for sale in the auction are now being sought.

There will be **no commission** charge for vendors and a 5% buyer's premium.

Sales tables will be available at no charge.

Displays are invited and prizes will be awarded to the best.

Correspondence to:


Southland Branch NZAHAA Inc, P.O.Box 5110, Invercargill.

Email: david.l.k@xtra.co.nz

Phone enquiries regarding delivery of auction lots to:

Deon at 032165156 (Daytime)

Firearms of William Tranter
Birmingham Gunsmith



This is a valuable reference book and guide for collectors and researchers. This was a life-times work for our own **Ron Stewart** who unfortunately died before the book was published by Maxine. His meticulous research includes correspondence with Douglas Nie and also information on NZ issued 1879 models.

The price is NZ \$85.00 plus P&P and is available from:

Maxine Stewart
P O Box 35 057
Naenae
Lower Hutt New Zealand

Firearms and Military Books

www.skennerton.com

Now available directly in NZ at the AUD price in NZD plus GST/P&P

Avoid the expense of importing directly from Australia

The Lee-Enfield (Skenneron)
Hayes Handgun Omnibus (Hayes & Skenneron)
The Broad Arrow (Skenneron)
.577 Snider Enfield Rifles & Carbines (Skenneron)
Martini Treatise Vol 1 & 2 (Temple & Skenneron)
The .380 Enfield No2 Revolver hc & pb (Skenneron & Stamps)
.303 No.4 (T) Sniper Rifle hc (Laidler & Skenneron)
British Small Arms WW2 (Skenneron)
Australian Service Machine Guns hc & pb (Skenneron)
Boxer Cartridge in the British Service (Temple)
WW1 Armament and the .303 British Cartridge h c& pb (Temple)
British Machine Gun Cartridges pb (Temple)
Accurising & Shooting Lee-Enfields (Skenneron & Labudda)
Textbook of Small Arms 1929 (HMSO)
Treatise on Ammunition 1887 (HMSO)
List of Changes in British Service sets Vol I-V (War Office)
Guns of the Gurkhas (John Walter)
Tin Hat for Tommy (J Anthony Carter)
Military Ink-The Pen at War (Scott Novzen IMA)
Identification Manual on the .303 British Service Cartridge (Temple)
A Sure Defence - Bowie Knife book (Burton)
Winchester Catalogue No 83 (WRA Co)
Collector Magazine (back copies) 1-29
Sparrow Force DVD/CD set (Skenneron)
Plus most of the SAIS #1-24

Full List at www.gunshows.co.nz

All enquiries to NZ Agent Graeme Barber
of Mainland Arms and Militaria Shows Ltd
ph 027 435 1940
graeme.woodend@xtra.co.nz