



Citizen™

Re-defining Weighing



The *Perfectionist*

House of Micro, Analytical & Precision Balances, Scales and Systems.

Citizen Scale An ISO 9001 Certified Global Player and the only company in the world offering a range from 0.01 mg upto 120 ton.

Citizen's brand portfolio includes innumerable ranges of weighing products viz, Micro, Semi-micro & Laboratory balances, Jewellery balances, Table-top Counting & Industrial scales, Shipping Scales, Bench Scales, Retail Scales, various range of Pocket & Compact scales & Crane weighing scales & Electronic weigh bridges.

Citizen has a strong international presence through its wide network of branch offices, channel partners & dealers with Global Affiliations & Tieup across the Globe through its Global Network Operations (G.N.O.).



Our Strength :

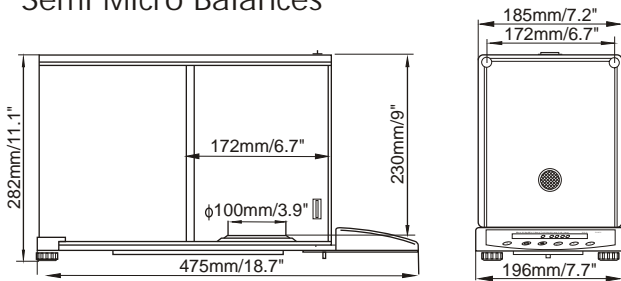
Citizen's new & improved series incorporates unique & unequalled high end Mono-Tech technology (Weigh Sensor) built to match the highest international standards.



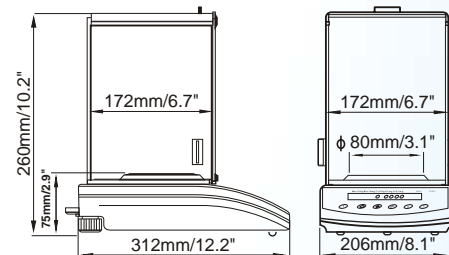
Mono-Tech Technology

PHYSICAL DIMENSIONS

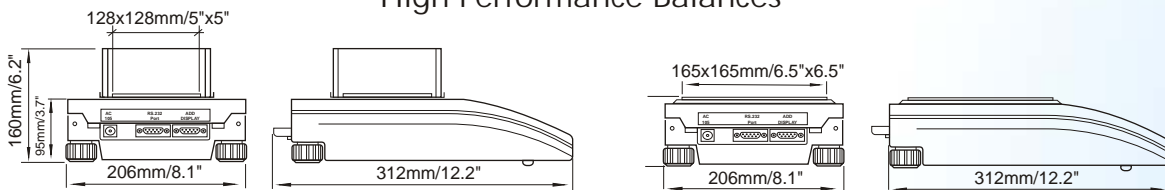
Semi Micro Balances



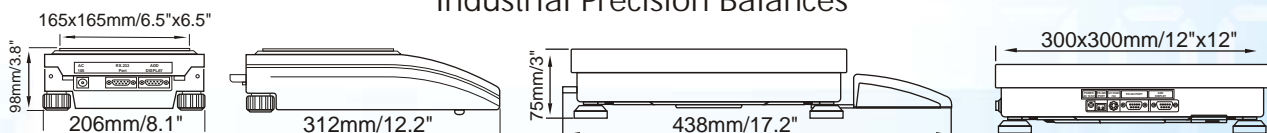
Basic/Professional Line Analytical Balances



High Performance Balances



Industrial Precision Balances



Semi-Micro Balances



Citizen's Semi-Micro Balances offers exactly right performance and convenient features that you need to accomplish for the most sophisticated weighing tasks. On Citizen you can weigh just about anything from really light weight samples to heavy weight objects and if you want to do more than "Basic Weighing" the 7 application programs will let you easily perform the following :-

- Piece Counting
- Percentage (%) weighing
- Check weighing
- Filling
- Statistics
- Recipe
- Density measurement for solid and liquid [With optional eqp. & software]

Fully Automatic Internal Calibration with various following features, enables user for highly perfect and precise weighing.

- INITIAL Calibration
- Self calibration according to change in the ambient temperature
- User selected TIME calibration

STANDARD FEATURES

- Easy to read Large backlite GRAPHICAL display
- Standard RS 232 C interface
- Hanger for Below Balance weighing
- Fully automatic Internal calibration with built in weight
- Conforms GLP/GMP and ISO 9001 Standard
- Dye cast aluminium design for long term stability and accurate results
- Various weighing units like gm, mg, ct, oz, dwt, mon, GN
- User selectable stability and filter level
- Spacious draft shield interior



Professional Analytical Balances



Citizen's Professional line analytical balances come with all the intelligent capability you need for your daily routine application other than "Basic Weighing" in the lab and does it all reliably and precisely, like

- Piece Counting
- Percentage (%) weighing
- Density measurement for solid and liquid [With optional Eqp. & software]

Fully Automatic Internal Calibration with various following features, enables user for highly perfect and precise weighing.

- INITIAL Calibration
- Self calibration according to change in the ambient temperature
- User selected TIME calibration

STANDARD FEATURES

- High contrast, Large LCD display for easy viewing
- Standard RS 232 C interface
- Hanger for Below Balance weighing
- Fully automatic Internal calibration with built in weight
- Conforms GLP/GMP and ISO 9001 Standard
- Dye cast aluminum design for long term stability and accurate results
- Various weighing units like gm, mg, ct, oz, dwt, mon, GN
- User selectable stability and filter level
- Spacious draft shield interior

Basic Analytical Balances



CITIZEN's Basic line analytical balances gives you reliable weighing technology, speed and stability with excellent price/performance in real compact package.

Citizen Basic line analytical balances come with all the intelligent capability you need for your daily routine application other than "Basic Weighing" in the lab and does it all reliably and precisely, like


- Piece Counting
- Percentage (%) weighing
- Density measurement for solid and liquid [With optional Eqp. & software]

STANDARD FEATURES

- High contrast, Large LCD display for easy viewing
- Standard RS 232 C interface
- Hanger for Below Balance weighing
- Automatic External calibration
- Conforms GLP/GMP and ISO 9001 Standard
- Dye cast aluminium design for long term stability and accurate results
- Various weighing units like gm, mg, ct, oz, dwt, mon, GN
- User selectable stability and filter level
- Spacious draft shield interior

CY/CG SERIES

Precision Balances



CITIZEN's new and improved precision series incorporates unique and unequalled High end technology built to match the highest international standards. The result is TEN fold increase in weighing performance which maintains our proven, simple and easy to use operator interface. Attractive quality of this new design is demonstrated by the CE mark of conformity along with the CITIZEN's ISO 9001 : 2000 certification.

Citizen precision balances come with all the intelligent capability you need for your daily routine application other than "Basic Weighing" like

- Piece Counting
- Percentage (%) weighing
- Density measurement for solid and liquid [With optional eqp. & software]

CY-C & CG-C Series precision balances comes with fully Automatic Internal Calibration (Details as stated in CX Series)

STANDARD FEATURES

- High contrast, Large LCD display for easy viewing
- Standard RS 232 C interface
- Hanger for Below Balance weighing
- Automatic External calibration
- Conforms GLP/GMP and ISO 9000 Standard
- Dye cast aluminum design for long term stability and accurate results
- Various weighing units like gm, mg, ct, oz, dwt, mon, GN
- User selectable stability and filter level





Specifications of
CX SERIES

MODEL	CX 265	CX 65	CX 120	CX 220	CX 301
CAPACITY	60/210 gm	65 gm	120 gm	220 gm	301 gm
READABILITY	0.01 / 0.1mg	0.1mg	0.1mg	0.1mg	0.1mg
REPEATABILITY (+/-)	0.01 / 0.1mg	0.1mg	0.1mg	0.1mg	0.1mg
LINEARITY (+/-)	0.04 / 0.2mg	0.2mg	0.2mg	0.2 mg	0.3mg
PAN SIZE (mm/inch)	80 Ø / 3.3"Ø				
RESPONSE TIME	8 sec.	3-4 sec.			
CALIBRATION	Motorised Internal				
UNITS OF MEASURE	g,mg,ct,GN,mo,oz,dwt				
TARE RANGE	Full				
OPERATING TEMPERATURE	15° C to 35°C				
HOUSING DIMENSION (WxDxH)	185x470x280mm/7.3"x18.5"x11"	210 x 300 x 320 mm / 8.4" x 11.6" x 12.4"			
WEIGHT APPROX	9.3 kg / 20 lb	6.5 kg / 13 lb			
POWER SUPPLY	A/C Adapter 230 V or 115 V +/- 20% 50-60 Hz				



Specifications of
CY SERIES

MODEL	CY 64	CY 104	CY 204	CY 220	CY 360	CY 510	CY 720	CY 360 C	CY 510 C
CAPACITY	60 gm	120 gm	220 gm	220 gm	360 gm	510 gm	720 gm	360 gm	510 gm
READABILITY	0.1mg	0.1 mg	0.1 mg	0.001 gm	0.001 gm	0.001 gm	0.001 gm	0.001 gm	0.001 gm
REPEATABILITY (+/-)	0.1 mg	0.1 mg	0.1 mg	0.001 gm	0.001 gm	0.001 gm	0.001 gm	0.001 gm	0.001 gm
LINEARITY (+/-)	0.2 mg	0.2 mg	0.2 mg	0.002 gm	0.002 gm	0.002 gm	0.002 gm	0.002 gm	0.002 gm
PAN SIZE (mm/inch)	80 Ø / 3.3"			Ø128 x 128 mm / 5" x 5"					
RESPONSE TIME	3-4 sec.			2-3 sec.					
CALIBRATION	Automatic External							Motorised Internal	
UNITS OF MEASURE	g,mg,ct,GN,mo,oz,dwt								
TARE RANGE	Full								
OPERATING TEMPERATURE	15° C to 35°C								
HOUSING DIMENSION (WxDxH)	210x300x320mm / 8.1"x15.3" x12.5"			210 x 300 x 145mm / 8.1" x12.4" x 6"					
WEIGHT APPROX	6 kg / 13 lb			4.1kg / 9.5lb					
POWER SUPPLY	A/C Adapter 230V or 115 V +/- 20% 50-60 Hz								



Specifications of
CG SERIES

MODEL	CG 2202	CG 3102	CG 4102	CG 6102	CG 2202C	CG 4102C	CG 6000H
CAPACITY	2200gm	3100gm	4100gm	6100gm	2200gm	4100gm	6000gm
READABILITY	0.01gm	0.01gm	0.01gm	0.01gm	0.01gm	0.01gm	0.1gm
REPEATABILITY (+/-)	0.01gm	0.01gm	0.01gm	0.01gm	0.01gm	0.01gm	0.1gm
LINEARITY (+/-)	0.02gm	0.02gm	0.02gm	0.03gm	0.02gm	0.02gm	0.2gm
PAN SIZE (mm/inch)	165 X 165 mm/ 6.5" x 6.5 "						172 x 172mm / 6.9"x6.9"
RESPONSE TIME	2-3sec.						
CALIBRATION	Automatic External				Motorised Internal		Auto. External
UNITS OF MEASURE	g,mg,ct,GN,mo,oz,dwt						
TARE RANGE	Full						
OPERATING TEMPERATURE	15° C to 35°C						
HOUSING DIMENSION (WxDxH)	210 X 300 X 75 mm / 8.1"x11.8"x3.5"						
WEIGHT APPROX	4kg / 8.8lb						
POWER SUPPLY	A/C Adapter 230 V or 115 V +/- 20% 50-60 Hz						

Moisture Analyzer Balances



Citizen's New MB Series Moisture Analyser With HALOGEN Heating is mainly Designed on the basis of Time Saving Factor for universal use in Chemical, Pharmaceutical, Oil, Petroleum Industries also in Material Testing & Environmental Laboratories & in Sewage Treatment Plants.



MB Series is compact in shape & big in performance. It performs all the major Functions of routine moisture analysis with following features.

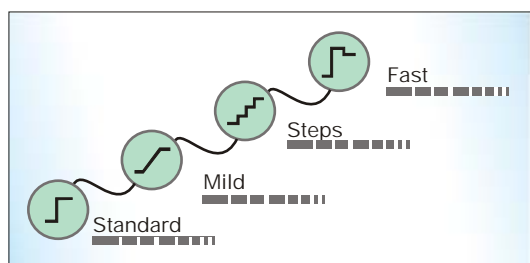
STANDARD FEATURES

- Halogen heating which is useful for removing Moisture from entire area of the sample .
- Memory for 99 user's selectable procedure for analysis.
- Selection from four profiles for drying.
- User friendly Visualization display for process of drying.
- User selected Periodic completion for heating
- Simplified keys for easy programming.
- User friendly operations with selectable temperature & time for analysis.
- Built-in RS232C Interface for PC or Printer.
- It gives detailed Print out of the analysis in compliance with GLP/GMP Standards.[Optional - CPR 02]

DETAILS OF IMPORTANT FEATURES :

A] Memory for 99 user's selectable procedure :
Ninety-nine Procedure of drying can be introduced into balance memory, Each of them contains following details.

- Name of dried product (12 alphanumeric signs)
- Detailed Profile of Dried sample for analysis.
- Selection mode for finishing drying procedure.
- Different types of selectable printouts.
- Interval for sending data to external device.
- Value of factor which corrects temperature of drying.



Selection from four profiles for drying.

B] User selected Periodic completion of heating procedure of drying :

- Standard Profile : Halogen lamps heat with full power & at final stage it heat periodically.
- Mild Profile : It gives time slope- of increasing range & after settled temperature range.
- Step Profile : It gives average temperature of drying & time of drying for each average temperature.
- Fast Profile : It gives settled temperature of drying which gains maximum Fastly.[Full power of Halogen Lamps]

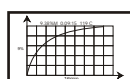
C] User friendly Visualization Display for process of drying.

Display available as per following selection like ,

- Various kind of drying procedure.
- User selected Periodic completion for measurement.
- Variable which will be sent to printout [Moisture %]
- Interval result of moisture which is sent to external device.
- Current date [From real time as per clock set]
- Actual result required [%Moisture or % Dry]
- Actual result of moisture, time of drying, temp. of drying.
- Actual time [From the real time as per clock set]
- Graphic reading profile of drying [Step Profile Mode]
- Graphic symbol of drying mode of chamber during application.

1.298 g

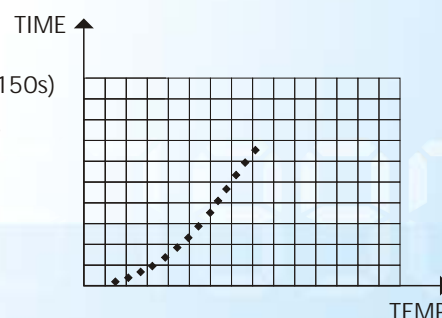
%M / %D



D] User selected Periodic completion

Manual (keys)

- Automatic (after 10s,25s,60s,120s,150s)
- Time after settled time
- Defining
- M - change of mass
- T - range of time



TECHNICAL PARAMETERS MB 50

Max capacity	50g	200g
Precision of readout mass	1mg	1mg
Precision of readout of moisture	0.01%	0.01%
Repeatability (Sample 2g)	0.05%	0.05%
Repeatability (Sample 10g)	0.015%	0.015%
Display information	% moisture, % of dry substance, diagram gr.	
Range of temperature of drying	max to 160 C (option to 250 C)	
Maximum time selection	9 hours 59 min	
Set temperature	Interval 1° C	
Software of drying	standard, fast, step, mild	
Auto options-turn off	manual, automatic, time defined	
Memory	99 defined by user	
Menu language	English	
Additional functions	Identification of sample, diagram of drying	
Transfer of data	RS 232	
Pan size (mm/inch)	100/3.9" ~	
Display	Backlite Graphical Display	LED
Temperature of work	+ 10 C - + 40 C	
Tare Range	Full	
Voltage of power supply	110, 220-230V / 50-60Hz	

SSH SERIES

Industrial Precision Balances

Citizen's SSH Series is a Industrial Precision Balances with electromagnetic mechanism. It comes with following features for high performance accuracy.

STANDARD FEATURES

- External Calibration
- Large VFD Display for easy view
- Standard RS-232 interface output with changeable parameters & continuous work
- Rust proof stainless steel platter
- GLP/GMP control procedures with optionally configured printouts
- Under hook weighing



Units :
gm, dwt, kg

Functions :

- Parts counting
- Percentage weighing
- Density weighing

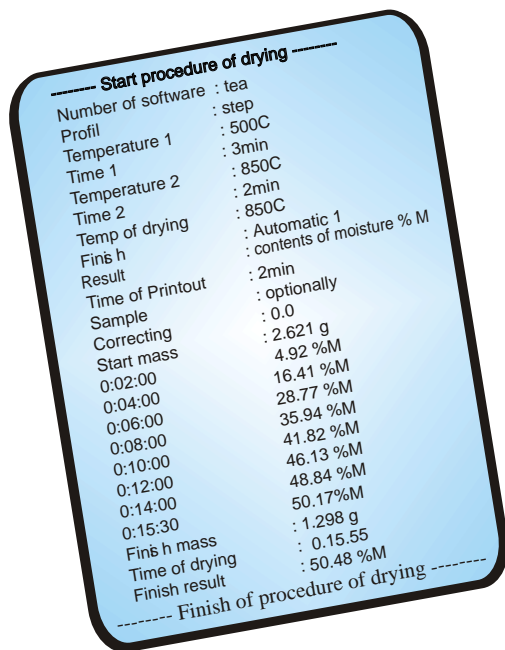


TECHNICAL PARAMETERS SSH SERIES

Type	SSH 94	SSH 93
Maximum capacity	20kg	30kg
Readability	0.1g	0.1g
Tare range	-30kg	-30kg
Operating temperature	15°C- +30°C	15°C- +30°C
Pan size (mm/inch)	340 x 300mm/13.6 x 12inch	340 x 300mm/13.6 x 12inch
Power	110,230V/10,5V AC	110,230V/10,5V AC
Output signal	RS 232	RS 232
Display type	VFD	VFD

GLP / GMP / ISO Compatible

All Citizen's balances are GLP / GMP / ISO compatible. Either using a computer or Citizen's Optional Weightrack software and one of our small, optional RS 232 printers, you may print a hard copy of either the GLP / GMP Compliance Report and / or a Balance Test for ISO calibration compliance anytime you desire. IQ, OQ, PQ Compliance provided (on request).



Windshields

Two windshields are available for Citizen's balances :

- 9.5" high analytical glass Windshield with 3 sliding glass 3 doors.
- Square glass windshield with Stainless steel cover.

WEIGHTRACK SOFTWARE

Citizen's weightrack software is the latest international connoisseur added with multi dimensional features. This unique software package has instant adaptability in all Series of our Balances.

This handy accessory includes the following application programs

- Statistics
- Totalisation
- Unit Price Multiplication
- Density measurement etc.

WORLD WIDE MARKETING:

Citizen SCALE INC.

Toll Free No. : 1 800 997 1440

Website : citizeninc.com • E-mail : sales@citizeninc.com

OUR OFFICES : U.S.A. • U.A.E. • U.K. • INDIA

Vibrosorb-Anti Vibration Table

Ideal for high vibration environments. This small, compact, vibration plate was designed to fit any Citizen - Balance or Scale.

Vibrosorb



VRD01

Data Printers

This printer is useful to print the data from any Citizen range of balances. This is also connected via RS 232 Interface connection.

DATA PRINTERS



CPR02

Remote Display

Remote Display

Using this extra display with RS 232 connection is one of the great availability. Different models are having different displays.



CRD01

Density Determination Kit

According to the archimedean principle the density of liquid, solid & floating material can be calculated easily by using the kit.

Density Determination Kit



CDK01

Calibration Masses

The class certified masses can be provided with the ERTL Certificate. The weights are from 1mg onwards.

Calibration Masses



CW20/CW10/CW05

Communication Software



Weighttrack