

# Establishment of a Global Network for the *In Situ* Conservation of Crop Wild Relatives: Status and Needs

Nigel Maxted and Shelagh Kell



October 2009

**COMMISSION ON GENETIC RESOURCES  
FOR FOOD AND AGRICULTURE**

**ESTABLISHMENT OF A GLOBAL NETWORK FOR THE *IN SITU*  
CONSERVATION OF CROP WILD RELATIVES: STATUS AND  
NEEDS**

**by**

**\*By Nigel Maxted and Shelagh Kell**

The content of this document is entirely the responsibility of the authors, and does not necessarily represent the views of the FAO, or its Members

---

## **Disclaimer**

The content of this document is entirely the responsibility of the authors, and does not necessarily represent the views of the Food and Agriculture Organization of the United Nations (FAO), or its Members. The designations employed and the presentation of material do not imply the expression of any opinion whatsoever on the part of FAO concerning legal or development status of any country, territory, city or area or of its authorities or concerning the delimitation of its frontiers or boundaries. The mention of specific companies or products of manufacturers, whether or not these have been patented, does not imply that these have been endorsed by FAO in preference to others of a similar nature that are not mentioned.

# CONTENTS

<b>SUMMARY</b>	<b>6</b>
<b>ACKNOWLEDGEMENTS</b>	<b>7</b>
<b>PART 1: INTRODUCTION</b>	<b>8</b>
1.1 Background and scope	8
1.2 The global and local importance of crop wild relatives	10
1.3 Definition of a crop wild relative	12
1.4 Global numbers of crop wild relatives	21
1.5 Threats to crop wild relative species and genetic diversity	22
1.6 <i>In situ</i> and <i>ex situ</i> conservation of CWR diversity	25
1.7 CWR conservation outside of formal structures	26
1.8 Systematic approaches to CWR conservation	28
<b>PART 2: NATIONAL CWR CONSERVATION STRATEGIES</b>	<b>30</b>
2.1 Introduction to CWR strategy planning	30
2.2 Creating the national CWR inventory	32
2.3 Prioritizing CWR taxa/diversity	34
2.4 Ecogeographic and genetic diversity analysis of priority CWR	34
2.5 Identification of threats to priority CWR taxa and important CWR areas	35
2.6 CWR gap analysis	35
2.7 Development of <i>in situ/ex situ</i> CWR conservation strategies	36
2.8 CWR utilization	37
2.9 Research and education	38
2.10 Linkage to <i>ex situ</i> conservation and duplication	38
<b>PART 3: IMPORTANT AREAS AND CONSERVATION GAPS FOR CWR</b>	<b>39</b>
3.1 Methodology	39
3.1.1 Selection of priority crop gene pools	39
3.1.2 Selection of target species	40
3.1.3 Selection of target sites	42
3.1.4 Data collation and analysis	43
3.2 Crop case studies	43
3.2.1 Finger millet	44
3.2.2 Barley	49
3.2.3 Sweet potato	53
3.2.4 Cassava	57
3.2.5 Banana/plantain	61
3.2.6 Rice	67
3.2.7 Pearl millet	74
3.2.8 Garden pea	77
3.2.9 Potato	83
3.2.10 Sorghum	90
3.2.11 Wheat	93
3.2.12 Faba bean	100
3.2.13 Cowpea	105
3.2.14 Maize	113

3.3 Important areas and conservation gaps: synthesis	120
3.3.1 Establishing the global network: first steps	120
3.3.2 Overview of crop gene pool priorities by region	127
3.3.3 Coordinating the establishment of the CWR genetic reserve network	129
<b>PART 4: CURRENT ACTIONS AND FUTURE NEEDS FOR CWR CONSERVATION AND USE</b>	<b>131</b>
4.1 An urgent need for systematic, complementary CWR conservation	131
4.2 The global response to CWR conservation	132
4.2.1 Policy and legislation: 1983–2002	133
4.2.2 Projects and networks addressing CWR conservation	135
4.2.3 The First International Conference on CWR Conservation and Use	135
4.2.4 Global Strategy for CWR Conservation and Use	136
4.3 Improving the use of CWR diversity	137
4.4 Conclusions and recommendations	139
<b>REFERENCES</b>	<b>145</b>
<b>ANNEXES</b>	<b>191</b>
ANNEX 1. Case study: national CWR conservation strategy for the UK	191
ANNEX 2. Consolidated list of priority taxa for the 14 crop groups included in this study	201
ANNEX 3. Protected areas with links to crop genetic diversity	202
ANNEX 4. Framework of the draft Global Strategy for Crop Wild Relative Conservation and Use	208

## SUMMARY

Crop wild relatives (CWR) are species closely related to crops (including crop progenitors). They are potential sources of traits beneficial to crops, such as pest or disease resistance, yield improvement, or stability. CWR are a critical component of plant genetic resources for food and agriculture (PGRFA) yet have received relatively little systematic conservation attention.

Historically, the conservation of PGRFA has focused almost entirely on the *ex situ* collection and storage of cultivated plants. However, since the inception of the Convention on Biological Diversity (CBD) and International Treaty on Plant Genetic Resources for Food and Agriculture (ITPGRFA), it is now widely recognized that *in situ* conservation of PGRFA is necessary to conserve the full range of genetic diversity inherent in and between plant populations, with *ex situ* techniques acting as a backup. At the time of inception of the CBD in 1992, *in situ* PGR conservation techniques were still in their infancy. However, subsequently, there has been rapid progress in developing protocols and case studies that illustrate how wild species populations can be secured in their natural habitats.

Many CWR species—and the breadth of genetic diversity they contain—are under increasing threat from anthropogenic factors such as urbanization, habitat fragmentation and intensification of farming practices, but perhaps most importantly, climate change. In order to secure this vital resource for future crop improvement, there is now a need for step change in the *in situ* conservation of CWR, nationally, regionally and globally, as well as ensuring there is adequate *ex situ* backup of key population samples.

In response to this concern, the Commission on Genetic Resources for Food and Agriculture (CGRFA) has called for the development of a network of *in situ* conservation areas for CWR. The rolling Global Plan of Action for the conservation and sustainable utilization of plant genetic resources for food and agriculture includes conservation of CWR as a priority area, and Article 5 of the ITPGRFA promotes the *in situ* conservation of CWR. Moreover, the Commission has approved, with priority, a thematic background study on 'the conservation of crop wild relatives' to support the preparation of the Second Report on the State of the World's Plant Genetic Resources for Food and Agriculture and as a basis for updating the Global Plan of Action.

The Commission is now establishing a Multi-Year Programme of Work, which represents a unique opportunity to establish and monitor a network of *in situ* conservation areas for CWR. The objective of this study is to provide sufficient baseline information for planning the future work of the Commission in this area. Specifically, the study aims to:

- Identify which important areas for CWR are already part of existing protected areas; in particular in the centres of origin or diversification;
- Pinpoint existing conservation gaps, in order to assess which important areas for CWR are yet to be protected within and outside existing protected areas;
- Provide the foundations for a long-term and cost-effective strategy for CWR conservation.

This background study addresses these issues in four parts. Part 1 is an introduction to CWR: how they are defined, global numbers of CWR, their importance to humankind as gene donors for crop improvement, threats to natural populations, how complementary conservation can be achieved and how CWR might be conserved *in situ* outside of conventional protected areas. Part 2 reviews the elements of a long-term and cost-effective national strategy for the *in situ* conservation of CWR, including presentation of a methodology for the planning and implementation of a national CWR complementary conservation strategy. Part 3 takes a global approach by a) identifying important geographical areas for the *in situ* conservation of a selection of 14 critical crop gene pools, b) pinpointing conservation gaps and c) making recommendations for the steps needed towards establishing an effective complementary conservation strategy for priority species. Part 4 reviews current initiatives and future needs for CWR conservation, stressing the need for a coordinated and collaborative approach, in particularly at regional level. In this context, the recently proposed Global Strategy for Crop Wild Conservation and Use is introduced, which will underpin regional and national efforts to promote both the conservation and sustainable utilization of CWR diversity. Part 4 concludes with a series of recommendations for how to improve the conservation and use of CWR diversity.

## ACKNOWLEDGEMENTS

The authors wish to acknowledge the contribution made in developing the concepts presented in this report by Alvaro Toledo, Brian Ford-Lloyd, José Iriondo, Joana Magos Brehm and Maria Scholten. We also wish to acknowledge the generous provision of CWR ecogeographic data sets by Robert Hijmans, Andy Jarvis, John Doebley and Jan Valkoun, and of crop data sets from the National Plant Germplasm System (NPGS) of the USDA's Agricultural Research Service by John Wiersema, Quinn Sinnott and Mark Bohning. We are grateful to Nagib Nassar for provision of information for the cassava case study and to Lourdes Rico for assistance in accessing information for the barley case study.



## PART 1: INTRODUCTION TO CROP WILD RELATIVES

### 1.1 Background and scope

Natural ecosystems hold important plant genetic resources for food and agriculture (PGRFA), including populations of crop wild relatives (CWR)—species that have particular value because of their potential to contribute beneficial traits to crops, such as pest or disease resistance, yield improvement or stability (Maxted *et al.*, 2006). CWR species tend to contain greater genetic variation than crops themselves because they have not passed through the genetic bottleneck of domestication severely limiting the diversity available to breeders in crops such as maize, cassava, potato and banana/plantain and so present a reservoir of useful variation for crops (Vollbrecht and Sigmon, 2005). Feuillet *et al.* (2008) question the ability of breeders to increase or simply sustain crop yield and quality in the face of dynamic biotic and abiotic threats. They suggest that the increasing ease of gene discovery, the development of enabling genetic and breeding techniques and a better understanding of the previous limitations on exotic germplasm make CWR the obvious choice for meeting contemporary food security demands. Dwivedi *et al.* (2008) review the barriers to the use of CWR and how those barriers are being systematically overcome by technological advances.

The genetic diversity inherent in and between wild CWR populations is constantly changing in response to their environment; therefore, CWR populations are a component of natural ecosystems that cannot effectively just be maintained *ex situ*. Unique and particularly diverse populations of these genetic resources require effective *in situ* maintenance if they are to continue to meet exploitation needs of current and future stakeholders, and via them, global goods. However, the ecosystems in which CWR are found are becoming increasingly unstable due to unsustainable management practices and climate change, putting CWR populations under threat.

Climate change is predicted to increase average temperatures by 2–4°C over the next 50 years and cause considerable changes in regional and seasonal patterns of precipitation (IPCC, 2007). Within Europe, Thuiller *et al.* (2005) predict that by 2080 climate change will result in a 27–42% loss of species, with potential extremes ranging from 2.5–86% loss of current floristic diversity. The authors also predict immigration or emigration per 50 km<sup>2</sup> of between 45–63% (with extreme ranges of 17–86%). Further, they concluded that the greatest changes are expected in the transition between the Mediterranean and Euro-Siberian regions—the very region that contains the highest proportion of agronomically important taxa. There have been few studies of the likely impact on CWR diversity; however, Jarvis *et al.* (2008) undertook a comparative study of three crop gene pools. They generated climatic envelopes for *Arachis*, *Solanum* and *Vigna* and compared current distribution with the predicted range in 2055. Their results indicated that for the three genera, 16–22% of species would go extinct. The majority of species showed greater than 50% loss of distributional range and the range that remained was highly fragmented, placing the extant species under greater threat of genetic erosion or extinction. Interestingly, they also found that the results varied significantly between the three crop complexes, with the most deleterious impact on *Arachis* in which 24–31 (out of 50) species are predicted to go extinct and of the remaining species, their ranges are likely to decrease by 85–94% (Jarvis *et al.*, 2008). The authors note that *Arachis* species are predicted to suffer higher extinction rates because they are predominantly distributed in flat regions where the horizontal displacement of climate is fastest and that this is further compounded by a slow potential migrational rate of 1 m per year. Looking at these figures, the loss of such a high number of species is extremely disturbing; however, the potential range decreases of 85–94% for extant *Arachis* spp. are also a grave concern because although it is unlikely that range loss is directly correlated to genetic diversity, range loss of this magnitude must question the viability of populations in terms of retaining sufficient genetic diversity to maintain the long-term survival of the species.

Climate change will undoubtedly alter the environmental conditions under which our crops grow, dramatically impacting agriculture and horticulture and leading to a critical demand for abiotic adaptive genes. It is likely that many current crop varieties will need replacement to enable them to better suit the new and changing environments under which they will be forced to grow. Failure to meet this challenge will have a devastating impact on the global economy and social well-being. Genetic diversity offers an insurance against the devastating impact of climate change and CWR are particularly likely to contain the breadth of genetic diversity necessary to combat climate change because of the diversity of habitats in which they grow and wide range of conditions they are adapted to (FAO, 2008a).

However, the study and conservation of CWR diversity has yet to be addressed systematically; a position little changed since Darwin (1868) observed “... it appears strange to me that so many of our cultivated plants should still be unknown or only doubtfully known in the wild state”.



It is estimated that between 2–6% of global gene bank *ex situ* collections are CWR and of the total number of CWR species, only about 6% have any accessions conserved *ex situ*. Apart from a few notable exceptions, such as the activities of the Millennium Seed Bank, Kew and the Chinese Germplasm Bank of Wild Species, Kunming, CWR diversity has not been a priority for germplasm collection. A similar assessment applies to *in situ* CWR conservation because most of the world's national parks and other protected areas were not established to conserve PGRFA, but to conserve particular habitats or charismatic species. Therefore, CWR populations have rarely received specific attention in protected area management plans unless their conservation is coincident with other protected area priorities; for example, when they are valued because they are recognized as a nationally important rare or threatened species. Yet CWR species, like any other group of wild species, are subject to an increasing range of threats in their host habitats, and in many countries their conservation tends to fall between two conservation sectors—ecological conservation efforts are focused on rare or threatened wild species, while agricultural conservationists focus on crops; as a result, their conservation has been neglected. The time is now right to redress this neglect and implement systematic CWR conservation at the global, national and individual protected area levels.

In response to this issue, the Commission on Genetic Resources for Food and Agriculture has called for the development of a network of *in situ* conservation areas for CWR. The rolling *Global Plan of Action* for the conservation and sustainable utilization of plant genetic resources for food and agriculture includes conservation of CWR as a priority area, and Article 5 of the International Treaty on Plant Genetic Resources for Food and Agriculture (ITPGRFA) also promotes *in situ* conservation of CWR, including in protected areas. Moreover, the Commission has approved, with priority, a thematic background study on 'The conservation of crop wild relatives' to support the preparation of the Second Report on the *State of the World's Plant Genetic Resources for Food and Agriculture*, as a basis for updating the *Global Plan of Action*.

The Commission is now establishing a Multi-Year Programme of Work, which represents a unique opportunity for the Commission to plan for the establishment, development and monitoring of a network of *in situ* conservation areas for CWR. The objective of this study is to provide sufficient baseline information for planning future work of the Commission, in particular:

- Identify which important areas for CWR are already part of existing protected areas, in particular in the centres of origin or diversification;
- Pinpoint existing conservation gaps, in order to assess which important areas for CWR are yet to be protected within and outside existing protected areas;
- Provide the foundations for a long-term and cost-effective strategy for CWR conservation.

This background study addresses these issues in four parts. Part 1 is an introduction to CWR: how they are defined, global numbers of CWR, their importance to humankind as gene donors for crop improvement, threats to natural populations and how complementary conservation can be achieved. Part 2 provides elements for a long-term and cost-effective national strategy for the *in situ* conservation of CWR, including presentation of a methodology for the planning and implementation of a national CWR complementary conservation strategy. Part 3 takes a global approach by a) identifying important geographical areas for the *in situ* conservation of a selection of critical crop gene pools, b) pinpointing conservation gaps and c) making recommendations for the steps needed towards establishing an effective complementary conservation strategy for priority species. Part 4 reviews current initiatives and future needs for CWR conservation, stressing the need for a coordinated and collaborative approach; in particular, at regional level. In this context, the recently proposed Global Strategy for Crop Wild Conservation and Use is introduced, which will underpin regional and national efforts to promote both the conservation and sustainable utilization of CWR diversity.

It is important to stress that this report is based on scientific research only (i.e., it does not take account of socio-political factors) and has been possible due to recent advances in access to electronic data sets (e.g., *ex situ* collections and protected area data) and the application of novel methodological approaches to PGRFA conservation. It outlines the basis for action at national, regional and global levels, but also for further research where needed. In Part 3 of this report, which addresses CWR conservation needs on the basis of a selection of priority crop complexes, we have not taken into account political boundaries in the recommendations given. The information presented is based on scientific data only—individual nations have not been taken into account; therefore, not all countries will be highlighted. However, this does not negate the need for those countries that do not feature in this report to develop national CWR strategies.

We should also stress that this report does not cover all globally and locally important major and minor crop complexes. The groups selected are a sample of crops of global importance for food security and should be viewed as a preliminary selection of crop groups only. Our recommendations for conservation of the wild relatives of these crops can be taken as a first step in initiating further research and formulating detailed action plans for their conservation. The case studies presented can also be used as templates for investigations into further crop groups.



Finally, while we have addressed the national and global approach to CWR conservation in two separate parts of this report, an integrated national, regional and global approach is needed to ensure that these species are adequately conserved throughout their range. In particular, regional cooperation will be important for the success of CWR conservation initiatives.

## **1.2 The global and local importance of crop wild relatives**

CWR are species closely related to crops, including crop progenitors, and are defined by their potential ability to contribute beneficial traits to crops such as pest or disease resistance, yield improvement, or stability. Almost all modern varieties of crops contain some genes derived from a CWR. Notably, De Candolle (1855) and Darwin (1868) discussed the origin of cultivated plants and recommended the study of related CWR species, but it was the Russian botanist Nikolai Ivanovich Vavilov who fully recognized and championed the potential of CWR for crop improvement in the 1920s and 30s; for example, referring to the use of wild *Aegilops*, *Secale*, *Haynaldia* and *Agropyron* species in wheat breeding (Vavilov, 1949). Subsequently, CWR were first routinely used by agricultural scientists to improve major crops in the 1940s and 50s, and by the 1960s and 70s this practice was leading to some major breeding improvements (Meilleur and Hodgkin, 2004). CWR are now identified as a critical resource with a vital role in food security and economic stability for the 21st century, as well as contributing to environmental sustainability (Prescott-Allen and Prescott Allen, 1986; Hoyt, 1988; Maxted *et al.*, 1997a; Meilleur and Hodgkin, 2004; Stolten *et al.*, 2006). However, CWR, like any other group of wild species, are subject to an increasing range of threats in their host habitats and more systematic attention to their conservation is required (FAO, 1996, 1998).

It is clear that there has been increasing interest in CWR conservation and use in recent years and it seems likely that this has arisen from increased valuation associated with the recognition that:

1. CWR themselves are increasingly threatened by the loss, degradation and fragmentation of their natural habitats;
2. CWR are often associated with disturbed habitats and these habitats are not being adequately conserved by ecosystem conservation agencies;
3. Both CWR taxonomic and genetic diversity is likely to be particularly threatened by climate change due to their common reliance on disturbed habitats and the lack of resilience of these habitats;
4. If crops are to maintain or increase production levels there is a need for new trait diversity outside that which has been historically used by farmers and plant breeders—CWR offer the necessary, novel genetic diversity that can enhance crop productivity or commodity improvement, promote disease and pest resistance and increase tolerance of adverse or marginal environments;
5. Globally, agriculture is being practiced in more adverse or marginal environments, whether due to human degradation of habitats or the demand for food forcing the expansion of agricultural lands—the desired traits to grow crops in these environments are found in CWR species;
6. The conservation of CWR in existing protected areas offers an additional ecosystem service to the protected areas themselves, so for limited additional resource commitment the perceived value of the protected areas can be significantly enhanced;
7. There is a continuous and growing demand for novel diversity by breeders to be used in the development of new varieties due to the relatively short-term commercial lifespan of modern cultivars (usually 5–10 years);
8. Conventional and biotechnological breeding techniques have improved dramatically in recent years enabling more precise targeting of desirable traits, relatively easy transfer to the crop and less problems with the transfer of unwanted characteristics.

CWR present a tangible resource of actual or potential economic benefit for humankind at national, regional and global levels. Exploitation of CWR diversity has existed for millennia, with farmers using variation between species to improve their crops from the beginnings of agriculture. For example, subsistence farmers in Mexico would annually grow cultivated corn near its wild relatives to facilitate introgression between the CWR and the crop as a means of crop enhancement (Hoyt, 1988). These species and this process are as important to humankind today as they were to the earliest farmers.

Development in the biotechnology industries has also allowed the transfer of genes from more distantly related species, further enhancing the value of CWR—both those closely and more distantly related (see Hajjar and Hodgkin, 2007; Hodgkin and Hajjar, 2008). CWR have contributed significantly to improving food production; for example, Prescott-Allen and Prescott Allen (1986) calculated that the yield and quality contribution to US grown or imported crops was over



US\$ 350 million a year. Phillips and Meilleur (1998) noted that losses of rare wild plants represent a substantial economic loss to agriculture, estimating that the endangered food crop relatives have a worth of about US\$ 10 billion annually in wholesale farm values. Further, Pimentel *et al.* (1997) estimated that if the contribution of genetic resources to yield increase is about 30% of production and that a significant amount of this is due to wide crosses with wild accessions, then the introduction of new genes from wild relatives contributes approximately US\$ 20 billion toward increased crop yields per year in the United States and US \$115 billion worldwide. As a specific crop-based example, in the 1970s the US maize crop was severely threatened by corn blight which destroyed almost US\$1000 million worth of maize and reduced yields by as much as 50% in 1978 (FAO, 2005). The problem was quickly resolved through the use of blight resistant genes from wild varieties of Mexican maize (Prance, 1997). The contribution of CWR is growing and has largely been through the donation of useful genes coding for pest and disease resistance, abiotic stress tolerance and higher nutritional value (Hajjar and Hodgkin, 2007). For example, single gene-controlled traits have been introduced from CWR into crops to provide virus resistance in rice (*Oryza sativa* L.), blight resistance in potato (*Solanum tuberosum* L.), powdery mildew resistance in wheat (*Triticum aestivum* L.) and *Fusarium* and nematode resistance in tomato (*Lycopersicon esculentum* Mill.). Increased nutritional value of crops has been fulfilled through the introduction of genes for higher protein content in wheat and vitamin C content in tomato. Genes from wild *Brassica oleracea* L. plants have created domestic broccoli with high levels of anti-cancer compounds (Hodgkin and Hajjar, 2008).

Gene introductions have tended to be most effective when the wild species are close relatives of the crop, or are even direct ancestors of it. Although historically trait transfer from CWR to crops has often been seen as difficult due to cross incompatibility, hybrid sterility and linkage drag (Stebbins, 1958; Zeven *et al.*, 1983), recent technological advances have improved the ease of transfer of traits between distantly related species and expanded the value of CWR by increasing their usefulness into the secondary and tertiary crop gene pools (Meilleur and Hodgkin, 2004). Tanksely and McCouch (1997) argued that breeders were not fully exploiting the potential of CWR. Historically, breeders relied on searching for specific beneficial traits associated with particular CWR taxa rather than searching more generally for beneficial genes, and they avoided transfer into polyploid crops where transfer was more difficult (e.g., rice, sorghum and sweet potato). Hodgkin and Hajjar (2008) surveyed the use of CWR in crop improvement in the last 20 years and found that approximately 80% of all beneficial traits introduced from CWR were for pest or disease resistance and the remaining 20% were made up by abiotic stress tolerance, improvement of quality (e.g., colour, size and protein content), cytoplasmic male sterility/fertility and to a far lesser degree, yield improvements. Hajjar and Hodgkin (2007) comment that although quantitative trait loci have been identified in many CWR species, the potential to exploit them as a breeding resource using new molecular technologies has yet to be fully realized. Although this is likely to improve with time, it does underpin the need for the continued availability of a broad range of CWR diversity, also emphasizing the conservation–use linkage and the need for the conservation community to meet the evolving needs of CWR user groups.

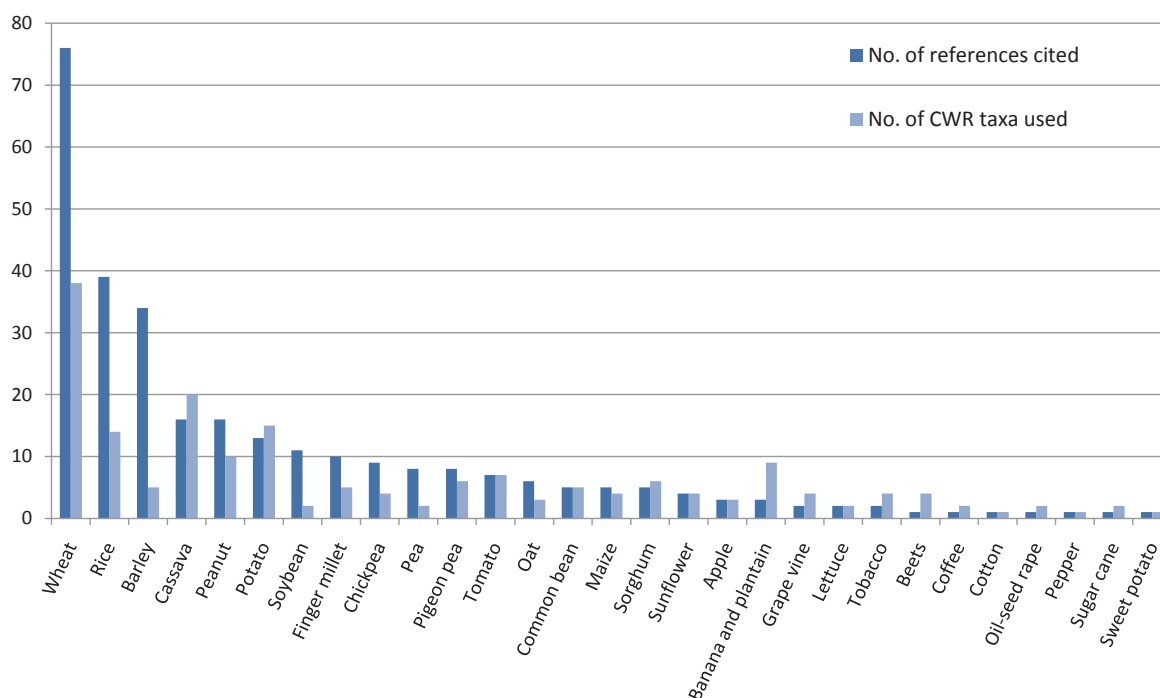
Table 1 provides further examples of the use of CWR in crop improvement programmes for 29 major crops. Based on this sample of CWR use, which is not in itself comprehensive, it is interesting to note:

- The extent of CWR use: for the 29 crop species included, there are 234 references that report the identification of useful traits in 183 CWR taxa.
- Although 234 references are cited in Table 1, these are primarily published journal papers and we do not know how close a correlation there is between the data presented in journal papers and actual use of CWR in commercial crop breeding (just because we know a useful trait is present in a CWR and it can be transferred to a crop it does not mean that this exercise resulted in a novel variety). It would also be very difficult to give a precise estimate of CWR use by breeders because the data are likely to be commercially sensitive and therefore not readily available; however, it is thought to be significant (see Table 2).
- The degree to which breeders use CWR species varies between crops. For example, CWR use is particularly prominent in barley, cassava, potato, rice, tomato and wheat, but rice and wheat are the crops in which CWR have been most widely used, both in terms of number of CWR taxa used and successful attempts to introgress traits from the CWR to the crop (Figure 1).
- The exploitation of the potential diversity contained in CWR species remains hit and miss as the approach by breeders to CWR use has not been systematic or comprehensive; therefore, the vast majority of CWR diversity remains untapped for utilization.
- The number of publications for the papers detailing use of CWR in breeding has increased gradually over time, presumably as a result of technological developments for trait transfer, with 2% of citations recorded prior to 1970, 13% in the 1970s, 15% in the 1980s, 32% in the 1990s and 38% after 1999.
- The most widespread CWR use has been and remains in the development of disease and pest resistance, with the references citing disease resistance objectives accounting for 39%, pest and disease resistance 17%, abiotic stress

- 13%, yield increase 10%, cytoplasmic male sterility and fertility restorers 4%, quality improvers 11% and husbandry improvement 6% of the reported inter-specific trait transfers.
- It can also be seen that since the year 2000 the number of attempts to improve quality, husbandry and end-product commodities has increased substantially.

FIGURE 1

**The number of references reporting the identification and transfer of useful traits from 185 CWR taxa to 29 crop species, showing the number of CWR taxa used in each crop**



### 1.3 Definition of a crop wild relative

CWR are wild plant species related to a crop, but what actually constitutes a CWR and how closely related to a crop does a taxon have to be to be considered a CWR? In the light of contemporary biotechnological advances, most if not all species are potential gene donors to a crop. However, while these techniques are rapidly evolving, their cost means that they are likely (at least in the near future) to remain restricted to major crops and advanced breeding companies or institutes. Therefore, within the utilitarian sense of global conservation in relation to meeting requirements for food and agriculture it seems likely that inter-species exploitation will remain primarily focused on CWR for the majority of national breeding programmes. It is therefore important that we apply an accurate definition of the relationship between a crop and its close wild relatives, so that conservationists competing for limited resources may objectively prioritize taxa for study (Kell *et al.*, 2003; Meilleur and Hodgkin, 2004; Maxted *et al.*, 2006).

CWR are commonly defined in terms of wild species that are relatively closely related to agricultural and horticultural crops; therefore, a broad definition of a CWR would be any taxon belonging to the same genus as a crop. This definition is intuitively accurate and can be simply applied. However, application of this broad definition results in the inclusion of a wide range of species that may be either closely or more remotely related to the crop itself. For example, analysis of the European and Mediterranean flora revealed that approximately 80% of species in the region are CWR and other species of socio-economic importance (Kell *et al.*, 2008). Therefore, there is a need to estimate the degree of CWR relatedness to enable limited conservation resources to be focused on priority species—those most closely related to the crop.

To establish the degree of crop relatedness, one method which could be applied is the Harlan and de Wet (1971) Gene Pool concept—close relatives being found in the primary gene pool (GP1), more remote ones in the secondary gene pool (GP2), and very remote ones in the tertiary gene pool (GP3). Interestingly, Harlan and de Wet (1971) in fact commented in their paper that GP2 may be equated to the whole genus of the crop. This simple application of the Gene Pool concept is applicable to crop complexes where hybridization experiments have been performed and the pattern of genetic diversity within the gene pool is well understood, so that the gene pools can be clearly defined. However, for the majority of crop complexes, particularly those in the tropics, the wild species related to crops have been



described and classified using a combination of morphological characteristics; therefore, the degree of reproductive differentiation among species remains unknown, making application of the Gene Pool concept *sensu* Harlan and de Wet (1971) impossible.

TABLE 1  
Examples of the transfer of CWR traits to crops <sup>1,2</sup>

Crop	CWR	Application(s)	Reference(s)
Peanut ( <i>Arachis hypogaea</i> )	<i>A. appressipila</i> , <i>A. paraguariensis</i>	Early leaf spot resistance	ICRISAT (1995), Stalker <i>et al.</i> (2002a)
	<i>A. cardenasii</i>	Multiple disease and insect resistance	Reddy <i>et al.</i> (1996)
		Root knot nematode resistance	Simpson and Starr (2001), Stalker <i>et al.</i> (2002b)
		Corn earworm, potato leaf hopper and southern corn rootworm	Stalker and Lynch (2002)
<i>A. kempff-mercadoi</i>	Multiple disease and insect resistance	Mallikarjuna <i>et al.</i> (2004)	
Oat ( <i>Avena sativa</i> )	<i>A. sterilis</i>	Rust resistance	Prescott-Allen and Prescott-Allen (1986)
		Yield improvement	Frey (1976), Takeda and Frey (1976)
	<i>A. macrostachya</i>	Powdery mildew resistance	Herrmann (2006)
Beets ( <i>Beta vulgaris</i> )	<i>B. maritima</i>	Leaf spot resistance	Prescott-Allen and Prescott-Allen (1986)
	<i>B. patellaris</i> , <i>B. procumbens</i> , <i>B. webbiana</i>	Sugar beet nematode resistance	Prescott-Allen and Prescott-Allen (1986)
Oil-seed rape ( <i>Brassica napus</i> )	<i>B. rapa</i> , <i>B. oleracea</i>	Seed yield	Osborn <i>et al.</i> (2007)
Pigeon pea ( <i>Cajanus cajan</i> )	<i>Atylosia scarabaeoides</i>	Protein improvement	Reddy <i>et al.</i> (1979)
	<i>C. cajanifolius</i>	Nuclear male sterility	Mallikarjuna and Saxena (2005)
Pigeon pea ( <i>Cajanus cajan</i> )	<i>C. cajanifolius</i> , <i>C. scarabaeoides</i> , <i>C. sericeus</i> , <i>C. volubilis</i>	Cytoplasmic male sterility	Ariyanayagam <i>et al.</i> (1995), Wanjari <i>et al.</i> (2001), Saxena and Kumar (2003), Saxena <i>et al.</i> (2005)
	<i>C. lineatus</i>	Cleistogamy	Saxena <i>et al.</i> (1998)
	<i>C. scarabaeoides</i>	Dwarfism	Reddy (1990)
Pepper ( <i>Capsicum annuum</i> )	<i>C. frutescens</i>	Yield improvement	Rao <i>et al.</i> (2003)
Chickpea ( <i>Cicer arietinum</i> )	<i>C. echinospermum</i> , <i>C. reticulatum</i>	Yield improvement	Singh and Ocampo (1997), Malhotra <i>et al.</i> (2003), Singh <i>et al.</i> (2005)
		Cyst nematodes, drought and cold tolerance	Malhotra <i>et al.</i> (2003)
	<i>C. judaicum</i>	<i>Fusarium</i> wilt	Prescott-Allen and Prescott-Allen (1986)
	<i>C. pinnatifidum</i>	Ascochyta blight resistance	Mallikarjuna (1999)
	<i>C. reticulatum</i>	Ascochyta blight resistance	Hawtin (1979), van der Maesen (1979), Singh <i>et al.</i> (2005)
Drought and temperature tolerance		Hajjar and Hodgkin (2007)	
Coffee ( <i>Coffea arabica</i> )	<i>C. canephora</i> , <i>C. liberica</i>	Coffee rust resistance	Prescott-Allen and Prescott-Allen (1988)
Soyabean ( <i>Glycine max</i> )	<i>G. soja</i>	Cold tolerance and early ripening	Budin (1973), Sun <i>et al.</i> (1997), Zhao and Gai (2006)
		Protein content	Diers <i>et al.</i> (1992), Sebolt <i>et al.</i> (2000)
		Yield improvement	Concibido <i>et al.</i> (2003)
	<i>G. tomentella</i>	Soybean cyst nematode resistance	Riggs <i>et al.</i> (1998)
Cotton ( <i>Gossypium barbadense</i> )	<i>G. anomalum</i>	Bacterial blight resistance	Williams <i>et al.</i> (1975)
Sunflower ( <i>Helianthus annuus</i> )	<i>H. paradoxus</i>	Salt tolerance	Lexer <i>et al.</i> (2004)
Sunflower ( <i>Helianthus annuus</i> )	<i>H. petiolaris</i>	Cytoplasmic male sterility	Prescott-Allen and Prescott-Allen (1986)
	<i>H. praecox</i>	Downy mildew, rust, verticillium wilt and broomrape resistance	Hajjar and Hodgkin (2007)
	<i>H. tuberosus</i>	Broomrape resistance	Putt (1978)

1 Further discussion of CWR use is included in the individual CWR crop case studies presented in Part 3.

2 This table incorporates citations previously included in Prescott-Allen and Prescott-Allen (1986), Kameswara Rao *et al.* (2003), Hajjar and Hodgkin (2007), Hodgkin and Hajjar (2008), Dwivedi *et al.* (2008), and from personal study.

Crop	CWR	Application(s)	Reference(s)	
Barley ( <i>Hordeum vulgare</i> )	<i>H. bulbosum</i>	Powdery mildew resistance	Jones and Pickering (1978), Szigat and Pohler (1982), Gustafsson and Claesson (1988), Xu and Snape (1989), Xu and Kasha (1992), Pickering <i>et al.</i> (1995), Pickering and Johnston (2005)	
		Mosaic virus resistance	Walther <i>et al.</i> (2000), Ruge <i>et al.</i> (2003), Ruge-Wehling <i>et al.</i> (2006)	
		Leaf rust resistance	Walther <i>et al.</i> (2000), Zhang <i>et al.</i> (2001)	
		Septoria resistance	Toubia-Rahme <i>et al.</i> (2003)	
	<i>H. bulbosum</i> , <i>H. brevisubulatum</i>	Russian wheat aphid	Kindler and Springer (1991)	
	<i>H. chilense</i>	Leaf rust	Patto <i>et al.</i> (2001), Martín and Cabrera (2005)	
	<i>H. spontaneum</i>	Powdery mildew resistance	Fischbeck <i>et al.</i> (1976), Russell (1978), Moseman <i>et al.</i> (1983), Lehmann and von Bothmer (1988), von Korff <i>et al.</i> (2005)	
		Yield improvement	Vega and Frey (1980), Matus <i>et al.</i> (2003), Pillen <i>et al.</i> (2003), von Korff <i>et al.</i> (2006)	
Drought and temperature tolerance		Hadjichristodoulou (1993), Eglinton <i>et al.</i> (2001), Baum <i>et al.</i> (2003), Talame <i>et al.</i> (2004), Hajjar and Hodgkin (2007), Chen <i>et al.</i> (2008)		
Sweet potato ( <i>Ipomoea batatas</i> )	<i>L. trifida</i>	Root knot nematode and root lesion nematode resistance	Sakamoto (1976)	
Lettuce ( <i>Lactuca sativa</i> )	<i>L. serriola</i>	Downy mildew resistance	Hoofman <i>et al.</i> (2007)	
	<i>L. virosa</i>	Leaf aphid resistance	Eenink <i>et al.</i> (1992)	
Tomato ( <i>Lycopersicon esculentum</i> )	<i>L. cheesmanii</i> , <i>L. pennellii</i> , <i>L. peruvianum</i>	Various forms of resistance, drought and salinity tolerance, soluble solids, insect resistance	Stevens and Rick (1986), Rick and Chetelat (1995)	
	<i>L. chilense</i>	Tomato yellow leaf curl virus	Zamir <i>et al.</i> (1994)	
	<i>L. chmielewskii</i>	Soluble solids	Stevens and Rick (1986)	
	<i>L. hirsutum</i> , <i>L. pimpinellifolium</i>	Improved processing ability	Tanksley <i>et al.</i> (1996), Bernacchi <i>et al.</i> (1998)	
		<i>L. pimpinellifolium</i>	Wilt causing fungus	Porte and Walker (1945)
			Quality control characters	Tanksley and McCouch (1997)
			Fruit size and shape	Tanksley <i>et al.</i> (1996)
Disease resistance, early maturity, determinate growth habit, parthenocarp, soluble solids	Stevens and Rick (1986)			
Cassava ( <i>Manihot esculenta</i> )	<i>M. aesculifolia</i>	Robustness	Jennings (1995)	
	<i>M. angustiloba</i>	Drought tolerance	Jennings (1995)	
	<i>M. caerulescens</i> , <i>M. catingae</i> , <i>M. dichotoma</i> , <i>M. epruinosa</i> , <i>M. esculenta</i> var. <i>flabellifolia</i> , <i>M. esculenta</i> var. <i>peruviana</i> , <i>M. glaziovii</i> , <i>M. pseudoglaziovii</i> , <i>M. tristis</i>	Cassava mosaic disease resistance	Unnikrishnan <i>et al.</i> (2007), Nair and Unnikrishnan (2007)	
	<i>M. carthagenensis</i>	Improved protein content	Lopez and Herrera (1970)	
	<i>M. davisiae</i>	Drought tolerance	Jennings (1995)	
	<i>M. glaziovii</i>	Improved protein content	Prescott-Allen and Prescott-Allen (1988)	
		Cassava mosaic disease and cassava bacterial blight resistance	Akano <i>et al.</i> (2002), Nweke (2004), Nassar (2007)	
	<i>M. neusana</i>	Apomixis	Nassar (2000), Nassar <i>et al.</i> (2000)	
	Cassava ( <i>Manihot esculenta</i> )	<i>M. oligantha</i>	Quality control characters, improved protein content	Nassar and Dorea (1982), Nassar (2003)
<i>M. rubricaulis</i>		Adaptation to high altitudes and cool temperatures	Jennings (1995)	
<i>M. saxicola</i> , <i>M. tristis</i>		Cassava mosaic disease resistance, cassava bacterial blight resistance and decreased cyanide content	Hanh <i>et al.</i> (1980)	
<i>M. tristis</i>		Improved protein content	Asiedu <i>et al.</i> (1992)	
<i>M. walkerae</i>		Post-harvest physiological deterioration tolerance	CIAT (2006)	
Apple ( <i>Malus domestica</i> )	<i>M. baccata</i>	Cold tolerance	Cummins and Aldwinckle (1979)	
	<i>M. baccata</i> , <i>M. zumi</i>	<i>Podaspaera leucotricha</i> resistance	Alston (1977)	
	<i>M. floribunda</i>	Apple scab resistance	Brown (1975)	



Crop	CWR	Application(s)	Reference(s)
Tobacco ( <i>Nicotiana tabacum</i> )	<i>N. debneyi</i>	Black root rot resistance	Prescott-Allen and Prescott-Allen (1986)
	<i>N. glutinosa</i>	Tobacco mosaic virus resistance	Prescott-Allen and Prescott-Allen (1986)
	<i>N. longiflora</i>	Angular leaf spot, black shank and wildfire resistance	Prescott-Allen and Prescott-Allen (1986)
		Tobacco mosaic virus resistance	Prescott-Allen and Prescott-Allen (1986)
<i>N. plumbaginifolia</i>	Wildfire and black shank resistance	Russell (1978)	
Banana and plantain ( <i>Musa acuminata</i> , <i>Musa balbisiana</i> )	<i>M. acuminata</i> subsp. <i>malaccensis</i> , subsp. <i>banksii</i> , subsp. <i>errans</i> , subsp. <i>burmannica</i>	Bacterial and fusarial wilt, sigatoka, and burrowing nematode resistance	Novak (1992), Vuylsteke <i>et al.</i> (1993)
	<i>M. balbisiana</i> , <i>M. nagensium</i>	Drought resistance	INIBAP/IPGRI (2006)
	<i>M. basjoo</i> , <i>M. sikkimensis</i>	Abiotic stress (such as cold tolerance) resistance	INIBAP/IPGRI (2006)
	<i>M. itinerans</i>	Water-logging resistance	INIBAP/IPGRI (2006)
Rice ( <i>Oryza sativa</i> )	<i>O. australiensis</i>	Brown plant-hopper resistance, bacterial blight	Ishii <i>et al.</i> (1993), Multani <i>et al.</i> (1994)
	<i>O. brachyantha</i>	Bacterial blight	Khush <i>et al.</i> (1990), Brar <i>et al.</i> (1996)
	<i>O. glaberrima</i>	Stress tolerance, nutritional and grain quality improvement	IRRI (2007)
	<i>O. grandiglumis</i>	Grain quality improvement	Yoon <i>et al.</i> (2005)
	<i>O. glumaepatula</i>	Yield improvement	Brondani and Ferreira (2002)
	<i>O. glumaepatula</i> , <i>O. parennis</i>	Cytoplasmic male sterility	Dalmacio <i>et al.</i> (1995), Dalmacio <i>et al.</i> (1996)
	<i>O. longistaminata</i>	Drought resistance and yield increase	Brar (2005)
	<i>O. longistaminata</i> , <i>O. nivara</i> , <i>O. officinalis</i> , <i>O. rufipogon</i>	Grassy stunt virus, bacterial blight, brown plant-hopper resistance, white-backed plant hopper	Jena and Khush (1990), Khush <i>et al.</i> (1990), Brar <i>et al.</i> (1996), Brar and Khush (1997), Xiao <i>et al.</i> (1998)
	<i>O. minuta</i>	Bacterial blight	Amante-Bordeos <i>et al.</i> (1992)
		Improved agronomic traits	Xing <i>et al.</i> (2004)
	<i>O. nivara</i>	Grassy stunt virus resistance	Khush <i>et al.</i> (1977), Barclay (2004)
	<i>O. nivara</i> , <i>O. rufipogon</i>	Grassy stunt virus resistance	Prescott-Allen and Prescott-Allen (1988)
		Cytoplasmic male sterility	Hoan <i>et al.</i> (1997)
	<i>O. ridleyi</i>	Bacterial blight, tungro, yellow stem borer and leaf-folder resistance	IRRI (2004)
	<i>O. rufipogon</i>	High acidic-sulphate content soil tolerance	Brar and Khush (1997), Nguyen <i>et al.</i> (2003)
		Yield improvement	Xiao <i>et al.</i> (1996, 1998), Brar and Khush (1997), Moncada <i>et al.</i> (2001), Septiningsih <i>et al.</i> (2003), Thomson <i>et al.</i> (2003), Lee <i>et al.</i> (2004, 2005), Liang <i>et al.</i> (2004), Marri <i>et al.</i> (2005), Tian <i>et al.</i> (2006)
		Rice stripe necrosis virus, soil-borne diseases	Martinez <i>et al.</i> (2002)
		Aluminium toxicity tolerance	Nguyen <i>et al.</i> (2003)
		Drought resistance	Zhang <i>et al.</i> (2006)
<i>O. sativa</i> f. <i>spontanea</i>	Cytoplasmic male sterility	Lin and Yuan (1980), Virmani and Shinjyo (1988)	
Finger millet ( <i>Pennisetum glaucum</i> )	<i>P. glaucum</i> subsp. <i>monodii</i>	Rust and leaf spot resistance via <i>Pyricularia grisea</i> resistance	Hammons (1970), Wilson <i>et al.</i> (1991), Hanna (1992), Wilson and Gates (1993)
		Male sterility	Hanna (1989)
		Dry matter improvement	Bramel-Cox <i>et al.</i> (1986), Hanna (1997, 2007)
		Extend the growing period	Hanna (2007)
	<i>P. glaucum</i> subsp. <i>monodii</i> , subsp. <i>stenostachyum</i>	Striga resistance	Wilson <i>et al.</i> (2000)
	<i>P. orientale</i> , <i>P. squamulatum</i>	Earliness, long inflorescence, leaf size and male fertility improvement	Dujardin and Hanna (1989)
<i>P. purpureum</i>	Pest resistance, vigorous growth and forage yield	Hanna (1997)	

Crop	CWR	Application(s)	Reference(s)
Common bean ( <i>Phaseolus vulgaris</i> )	<i>P. coccineus</i> , <i>P. costaricensis</i> , <i>P. polyanthus</i>	Angular leaf spot, ascochyta blight, bean green mosaic virus, bean yellow mosaic virus, root rots, white moulds and cold resistance	<i>Singh (2001)</i>
	<i>Phaseolus vulgaris</i> var. <i>aborigineus</i>	Yield and yield components	<i>Blair et al. (2003, 2006)</i>
Pea ( <i>Pisum sativum</i> )	<i>P. abyssinicum</i>	Pea bacterial blight resistance	<i>Elvira-Recuenco (2000)</i> , <i>Elvira-Recuenco et al. (2003)</i> , <i>Hollaway et al. (2007)</i>
	<i>P. fulvum</i>	Yield improvement	<i>Prescott-Allen and Prescott-Allen (1988)</i>
		Improved freezing ability, disease ( <i>Ascochyta pisi</i> and <i>Erysiphe pisi</i> ) and pest resistance (bruchids)	<i>Forster et al. (1999)</i>
		Powdery mildew resistance	<i>Fondevilla et al. (2007)</i>
		Pea weevil resistance	<i>Clement et al. (2002)</i>
		Ascochyta blight resistance	<i>Wroth (1998)</i>
Sugar cane ( <i>Saccharum officinarum</i> )	<i>S. robustum</i>	Plant vigour and stalk thickness	<i>Prescott-Allen and Prescott-Allen (1986)</i>
	<i>S. spontaneum</i>	Red rot, smut and sugarcane mosaic virus resistance	<i>Prescott-Allen and Prescott-Allen (1986)</i>
Potato ( <i>Solanum tuberosum</i> )	<i>S. acaule</i>	Potato X virus resistance and potato leaf roll virus resistance	<i>Ross (1979)</i> , <i>Bradshaw et al. (2006)</i>
		Frost resistance	<i>Hawkes et al. (2000)</i>
	<i>S. acaule</i> , <i>S. chacoense</i> , <i>S. spegazzinii</i> , <i>S. vernei</i>	Virus and pest resistance	<i>Ross (1986)</i>
	<i>S. bulbocastanum</i>	Late blight resistance	<i>Hodgkin and Hajjar, 2008</i>
	<i>S. chacoense</i>	Virus resistance	<i>Bradshaw et al. (2006)</i>
	<i>S. demissum</i>	Late blight resistance	<i>Ross (1986)</i> , <i>Löve (1999)</i> , <i>Bradshaw et al. (2006)</i>
	<i>S. demissum</i> , <i>S. edinese</i>	Late blight resistance	<i>Hawkes (1979)</i>
	<i>S. kurtzianum</i> , <i>S. multidissectum</i> , <i>S. oplocense</i> , <i>S. spegazzinii</i> , <i>S. vernei</i>	Cyst nematode resistance	<i>Simmond (1995)</i> , <i>Bradshaw and Ramsey (2005)</i>
	<i>S. megistacrolobum</i>	Frost resistance	<i>Hawkes et al. (2000)</i>
	<i>S. spegazzinii</i> , <i>S. vernei</i>	Cyst nematode resistance	<i>Ross (1979)</i>
	<i>S. pennellii</i>	Yield improvement	<i>Gur and Zamir (2004)</i>
	<i>S. stoloniferum</i>	Potato Y virus resistance	<i>Ross (1979)</i>
		Late blight resistance	<i>Ross (1986)</i> , <i>Bradshaw et al. (2006)</i>
	<i>S. tarnii</i>	PVY, Colorado potato beetle and late blight resistance	<i>Thieme et al., 2008</i>
<i>S. brevidens</i>	Potato leaf roll virus resistance	<i>Hawkes (1947)</i> , <i>Estrada-Ramos (1991)</i>	
Sorghum ( <i>Sorghum bicolor</i> )	<i>S. arundinaceum</i>	Yield improvement	<i>Jordan et al. (2004)</i>
	<i>S. macrospermum</i>	Sorghum midge resistance	<i>Sharma and Franzmann (2001)</i>
Sorghum ( <i>Sorghum bicolor</i> )	<i>S. propinquum</i>	Yield improvement and early maturity	<i>Hajjar and Hodgkin (2007)</i>
	<i>S. purpureosericeum</i> subsp. <i>dimidiatum</i>	Sorghum shoot-fly resistance	<i>Nwanze et al. (1990)</i>
	<i>S. verticilliflorum</i> , <i>S. virgatum</i>	Yield improvement	<i>Cox et al. (1984)</i>





Crop	CWR	Application(s)	Reference(s)
Wheat ( <i>Triticum aestivum</i> )	<i>Ae. comosa</i> , <i>Ae. elongatum</i> , <i>Ae. speltooides</i> , <i>Ae. squarrosa</i> , <i>Ae. umbellulata</i> , <i>T. monococcum</i> , <i>T. timopheevii</i>	Yellow rust, stripe rust, stem rust, leaf rust	Goodman <i>et al.</i> (1987)
	<i>Ae. cylindrica</i> , <i>Thinopyrum junceum</i>	Salt tolerance	Farooq <i>et al.</i> (1992, 1995), Wang <i>et al.</i> (2003)
	<i>Aegilops</i> spp., <i>Thinopyrum</i> spp., <i>Elytrigia elongata</i> , <i>Hordeum</i> spp.	Salt tolerance	Colmer <i>et al.</i> (2006)
	<i>Ae. geniculata</i> , <i>Ae. squarrosa</i> , <i>Ae. triaristata</i> , <i>Ae. ventricosa</i>	Hessian fly	El Khlifi <i>et al.</i> (2004)
	<i>Ae. ovata</i>	Common root rot	Bailey <i>et al.</i> (1993)
	<i>Ae. sharonensis</i>	Yellow rust resistance	Millet <i>et al.</i> (2008)
	<i>Ae. speltooides</i>	Leaf rust resistance	Millet <i>et al.</i> (2008)
	<i>Ae. speltooides</i> , <i>Ae. tauschii</i>	Septoria, stem rust, powdery mildew, eyespot and other disease resistances	Miller <i>et al.</i> (1987), Jahier <i>et al.</i> (1979), Lagudah and Appels (1993), Mujeeb-Kazi and Hettel (1995), Mujeeb-Kazi <i>et al.</i> (2001)
	<i>Ae. speltooides</i> , <i>T. turgidum</i>	Salt tolerance	Noori (2005)
	<i>Ae. speltooides</i> , <i>T. turgidum</i> subsp. <i>dicoccoides</i>	Superior quality, disease resistance and yield improvement	Mujeeb-Kazi <i>et al.</i> (1996)
		Yellow rust resistance	McIntosh <i>et al.</i> (1966), Dvorak (1977), Peng <i>et al.</i> (1999), Millet <i>et al.</i> (2008)
	<i>Ae. speltooides</i> , <i>T. baeoticum</i>	Yellow rust and leaf rust resistance, drought tolerance	Valkoun (2001),
	<i>Ae. squarrosa</i>	Hessian fly, green bug and rust resistance	Gill and Raupp (1987)
	Wheat ( <i>Triticum aestivum</i> )	<i>Ae. squarrosa</i>	Hessian fly, leaf rust and soil-borne-mosaic virus resistance
<i>Ae. tauschii</i>		Drought tolerance	Gororo <i>et al.</i> (2002)
		Hessian fly resistance	Cox and Hatchett (1994), Suszkiw (2005)
		Karnal bunt	Villareal <i>et al.</i> (1996)
		Quality-desirable glutenins improvement	William <i>et al.</i> (1993), Peña <i>et al.</i> (1995)
		Root knot nematode resistance	Raupp <i>et al.</i> (1993)
		Rust	Kerber (1987), Cox <i>et al.</i> (1994, 1995)
		Sprouting suppression	Xiu-Jin <i>et al.</i> (1997)
		Wheat soil-borne mosaic virus, wheat spindle-streak mosaic virus	Cox <i>et al.</i> (1995)
		Agronomic traits, yield improvement	Valkoun (2001), Pestsova <i>et al.</i> (2006)
<i>Ae. tauschii</i> , <i>T. turgidum</i>		Yellow rust and leaf rust	Ma <i>et al.</i> (1995)
		Water-logging tolerance	Villareal <i>et al.</i> (2001)
<i>Ae. variabilis</i>		Powdery mildew resistance	Spetsov <i>et al.</i> (1997)
		Root-knot nematode resistance	Yu <i>et al.</i> (1990), Barloy <i>et al.</i> (2000)
<i>Ae. ventricosa</i>		Cyst nematode resistance	Delibes <i>et al.</i> (1993)
		Eye spot resistance	Prescott-Allen and Prescott-Allen (1988)
<i>Agropyron elongatum</i> , <i>Ae. umbellulata</i>		Leaf and stem rust resistance	Kerber and Dyck (1969), Prescott-Allen and Prescott-Allen (1986), Gill <i>et al.</i> (1988), McIntosh <i>et al.</i> (2003), Marias <i>et al.</i> (2008)
<i>A. elongatum</i>		Drought tolerance	Goodman <i>et al.</i> (1987)
<i>Agropyron</i> sp.		Frost resistance	Budin (1973)
<i>Secale cereale</i>		Yield improvement	Budin (1973)

Crop	CWR	Application(s)	Reference(s)
Wheat ( <i>Triticum aestivum</i> )	<i>T. dicoccoides</i> , <i>T. timopheevii</i> , <i>T. monococcum</i> , <i>Ae. speltooides</i>	Fusarium head blight	Cai <i>et al.</i> (2005)
	<i>T. monococcum</i>	Stem rust	Kerber and Dyck (1973)
	<i>T. turgidum</i> subsp. <i>dicoccoides</i>	Protein quality improvement	Avivi (1978), Kushnir and Holloran (1984), Prescott-Allen and Prescott-Allen (1988), Hoisington <i>et al.</i> (1999), Mesfin <i>et al.</i> (1999), Mesfin <i>et al.</i> (2000), Khan <i>et al.</i> (2000)
		Powdery mildew	Rong <i>et al.</i> (2000)
		Stem rust	McFadden (1930)
	<i>T. urartu</i>	Powdery mildew	Qiu <i>et al.</i> (2005)
	<i>Thinopyrum bessarabicum</i>	Salt resistance	King <i>et al.</i> (1997a, 1997b)
	<i>Th. intermedium</i> , <i>Th. ponticum</i>	Barley yellow dwarf virus, wheat streak mosaic virus	Sharma <i>et al.</i> (1995), Fedak <i>et al.</i> (2001), Jiang <i>et al.</i> (2005)
	<i>Th. ponticum</i>	Fusarium head blight resistance	Shen and Ohm (2007)
<i>Thinopyrum</i> sp.	Greenbug resistance	Wells <i>et al.</i> (1982)	
Grape vine ( <i>Vitis vinifera</i> )	<i>V. amurensis</i>	Cold resistance	Golodriga and Souyatinou (1981)
	<i>V. berlandieri</i> , <i>V. riparia</i> , <i>V. rupestris</i>	<i>Phylloxera vitifoliae</i> resistance	Prescott-Allen and Prescott-Allen (1988)
Maize ( <i>Zea mays</i> )	<i>Tripsacum dactyloides</i>	Yield improvement and top firing resistance	Prescott-Allen and Prescott-Allen (1986)
	<i>T. dactyloides</i>	Corn leaf blight resistance	Goodman <i>et al.</i> (1987)
	<i>Z. diploperennis</i>	Increased tillering	Sondahl <i>et al.</i> (1984)
	<i>Z. diploperennis</i> , <i>Z. perennis</i>	Viral resistance	Nault <i>et al.</i> (1982)
Yield improvement		Cohen and Galinat (1984)	

TABLE 2

**Examples of the use of CWR in crop improvement (adapted from Dwivedi *et al.*, 2008)**

Crop	Elite germplasm/ cultivar	CWR	Country of release	Application(s)	Reference(s)
Peanut ( <i>Arachis hypogaea</i> )	Spancross and Tamnut 74	<i>A. cardenasii</i>	USA	Yield and pod/ seed characteristic improvement	Hammons (1970), Simpson and Smith (1975)
	ICGV 86699 and ICGV87165	<i>A. cardenasii</i>	USA	Rust and late leaf spot resistance	Reddy <i>et al.</i> (1996), Moss <i>et al.</i> (1997)
	ICGV SM 86715	<i>A. cardenasii</i>	Mauritius	Foliar disease resistance	Moss <i>et al.</i> (1998)
	Coan and NemaTAM	<i>A. cardenasii</i> , <i>A. batizocoi</i> , <i>A. diogoi</i>	USA	Nematode resistance	Simpson and Starr (2001), Simpson <i>et al.</i> (2003)
	11 interspecific derivatives	<i>A. cardenasii</i>	USA	Early leaf spot, root-knot nematode, southern com rootworm, corn earworm, fell armyworm, and velvet bean caterpillar resistance	Stalker and Lynch (2002), Stalker <i>et al.</i> (2002a,b)
	Advanced lines	<i>A. hypogaea</i>	USA	root-knot nematode and tomato spotted wilt virus resistance	Holbrook <i>et al.</i> (2003)
	Advanced lines	<i>A. batizocoi</i> , <i>A. cardenasii</i> , <i>A. duranensis</i> , <i>A. stenosperma</i> , <i>A. villosa</i>	India	Rust and late leaf spot resistant	Singh <i>et al.</i> (2003)
Oat ( <i>Avena sativa</i> )	Rapida and Sierra	<i>A. fatua</i>	USA	Drought resistance	Suneson (1967a,b)
Chickpea ( <i>Cicer arietinum</i> )	BG 1100, BG 1101, and BG 1103	<i>C. reticulatum</i>	–	Yield improvement and fusarium wilt resistance	Yadav <i>et al.</i> (2004)
Soybean ( <i>Glycine max</i> )	SS201 and SS202	<i>G. soja</i>	Japan	Specific variety for production of soy sprouts and fermented natto	Fehr <i>et al.</i> (1990a,b)
	13	–	Korea	Drought tolerance and improved root development	Li (1990)
	Pearl	–	Japan	Specific variety for production of fermented natto	Carter <i>et al.</i> (1995)

Crop	Elite germplasm/ cultivar	CWR	Country of release	Application(s)	Reference(s)
Barley ( <i>Hordeum vulgare</i> )	North Dakota (ND) 497 and ND 586	<i>H. bulbosum</i> , <i>H. brachyantherum</i> , <i>H. bogdanii</i>	USA	Yellow dwarf virus tolerance	Schooler and Franckowiak (1981)
	Athene and Birgit	<i>H. vulgare</i> subsp. <i>spontaneum</i>	Germany	Yield improvement	Arias <i>et al.</i> (1983)
	81882	<i>H. bulbosum</i>	USA	Powdery mildew and leaf rust resistance	Pickering <i>et al.</i> (1998)
	72 recombinant lines	<i>H. bulbosum</i>	–	Leaf disease resistance	Pickering and Johnston (2005)
Common bean ( <i>Phaseolus vulgaris</i> )	Tara and Jules	<i>P. acutifolius</i>	USA	Drought, salinity or high temperature tolerance	Munoz <i>et al.</i> (2004)
	XAN159 and HR67, OAC Rex and HR45	<i>P. acutifolius</i>	USA	Bacterial blight resistance	Liu <i>et al.</i> (2004/2005)
Rice ( <i>Oryza sativa</i> )	IR28, IR29, IR30, IR32, IR34, and IR36	<i>O. nivara</i>	Asia	Grassy stunt virus resistance	Brar and Khush (1997)
	IR2701-625-3	<i>O. longistaminata</i>	India	Grassy stunt virus resistance	Brar and Khush (1997)
	MTL98, MTL103, and MTL105	<i>O. officinalis</i>	Vietnam	Brown plant hopper resistance	Brar and Khush (1997)
	Tong 31 and Tong 35	<i>Zizania latifolia</i>	China	Improved grain quality and resistance to blast and sheath blight	Liu <i>et al.</i> (1999)
Rice ( <i>Oryza sativa</i> )	Zhongshan 1	<i>O. rufipogon</i>	China	Cold tolerance and other abiotic stress resistance	Song <i>et al.</i> (2005)
	IL23	<i>O. rufipogon</i>	–	Drought tolerance	Zhang <i>et al.</i> (2006)
	HG101	<i>O. grandiglumis</i>	China	Improved grain characteristics	Yoon <i>et al.</i> (2006)
	AS996	<i>O. rufipogon</i>	Vietnam	Acid sulphate soil tolerance	IRRI (2003), Barclay (2004)
	Matatag 9	–	Philippines	Tungro virus resistance	Barclay (2004)
Wheat ( <i>Triticum aestivum</i> )	Hope	<i>T. turgidum</i> subsp. <i>dicoccon</i>	USA	Sr 2 stem rust resistance	McFadden (1930)
	Plainsman V	<i>Aegilops ovata</i>	USA	Improved protein content	Sharma and Gill (1983)
	Amigo	<i>Ae. elongata</i>	China	Greenbug, powdery mildew and leaf rust resistance	Cai (1994)
	4 breeders lines	<i>Ae. tauschii</i> , <i>T. turgidum</i>	–	Karnal bunt immunity	Villareal <i>et al.</i> (1996)
	Breeder's line	<i>Thinopyrum bessarabicum</i>	UK	Salt tolerance	King <i>et al.</i> (1997a,b)
	OK 7211542	<i>Th. intermedium</i> , <i>Th. ponticum</i>	Global	Barley yellow dwarf virus immunity	Ayala <i>et al.</i> (2001)
	Sunnan	<i>Th. ponticum</i>	Sweden	Leaf rust resistance (Lr19)	Bartos <i>et al.</i> (2002)
	Marquillo and H 44-24	<i>T. dicoccoides</i>	USA	Leaf rust resistance	Bartos <i>et al.</i> (2002)
	Breeder's line 2K-11-1	<i>Ae. geniculata</i>	USA	Leaf and stripe rust resistance	Aghaee-Sarbarzeh <i>et al.</i> (2002)
	4 breeders lines	<i>Ae. tauschii</i>	USA	Fusarium head blight resistance	Berzonsky <i>et al.</i> (2004)



Crop	Elite germplasm/ cultivar	CWR	Country of release	Application(s)	Reference(s)
Wheat ( <i>Triticum aestivum</i> )	Sumani 3	<i>Ae. tauschii</i> , <i>Roegneria kamoji</i> , <i>R. ciliaris</i> , <i>Leymus racemosus</i> , <i>Thinopyrum ponticum</i> , <i>Th. elongatum</i> , <i>Th. junceum</i> , <i>Th. intermedium</i> , <i>Dasypyrum villosa</i> , <i>Secale cereale</i>	USA	Fusarium head blight resistance	Oliver <i>et al.</i> (2005)
	30 hard red winter wheats	<i>Ae. tauschii</i>	USA	Hessian fly; green bug; soil-borne mosaic and spindle streak mosaic virus; leaf, stem, and stripe rust; powdery mildew; tan spot; and fusarium head blight resistance	Kansas State University (2006)
	Plainsman V, Agent	<i>Ae. ovata</i> , <i>Agropyron elongatum</i>	USA	Improved protein content	Paulsen (2000)
	Chuanmai 42, Carmona	–	China, Spain	Large kernels, heavy spikes, Chinese stripe rust resistance Foliar disease resistance, improved grain quality, adaptation to zero tillage	CIMMYT (2004)

– = data not available

As a pragmatic solution to the lack of crossing and genetic diversity data for the majority of crops and related taxa, an alternative solution using the existing taxonomic hierarchy has been proposed (Maxted *et al.*, 2006). It can be applied to define a crop wild relative's rank as follows: Taxon Group 1a – crop, Taxon Group 1b – same species as crop, Taxon Group 2 – same series or section as crop, Taxon Group 3 – same subgenus as crop, Taxon Group 4 – same genus, and Taxon Group 5 – same tribe but different genus to crop. Therefore, for CWR taxa where we have little or no information about reproductive isolation or compatibility, the Taxon Group concept can be used to establish the degree of relationship between a CWR and a crop.

The Taxon Group concept assumes that taxonomic distance is positively correlated to genetic distance. Flint (1991), Heywood (1994), Johnson (1995) and Maxted *et al.* (2006) (among others) have drawn attention to the fact that this relationship may not always hold because of inconsistencies amongst taxonomists when describing species and gaps in the knowledge base used to define taxa (i.e., species are not all separated by the same amount of genetic isolation). Nevertheless, the taxonomic hierarchy is likely to be a reasonable approximation of the degree of genetic diversity; therefore, for practical purposes, classical taxonomy remains an extremely useful means of estimating genetic relationships. The Taxon Group concept can be applied to all crop and CWR taxa and can be used to define relative CWR relatedness for the approximately 80% of crop and CWR taxa where the Gene Pool concept is not understood (Maxted *et al.*, 2006), as long as the existing classification of the genus contains an infra-generic structure.

Application of the Gene Pool and Taxon Group concepts to a crop and its wild relatives would ideally be expected to be congruent, but as discussed above and acknowledged by Harlan (1992), inconsistencies among taxonomists will mean that where both taxonomic and genetic information is available, the two concepts may not match perfectly. However, Maxted *et al.* (2006) provided the example of the Gene Pool and Taxon Group concepts applied to Narbon vetch (*Vicia narbonensis* L.) and its wild relatives, which show a close correlation between the applications of the two concepts. The combined use of the Gene Pool and Taxon Group concepts provides the best pragmatic means available to determine whether a species is a CWR and how closely related the wild relative is to the associated crop.

Based on the above arguments, a working definition of a crop wild relative was proposed by Maxted *et al.* (2006):

*“A crop wild relative is a wild plant taxon that has an indirect use derived from its relatively close genetic relationship to a crop; this relationship is defined in terms of the CWR belonging to gene pools 1 or 2, or taxon groups 1 to 4 of the crop.”*

Therefore, taxa which belong to GP1B or TG1b and TG2 may be considered very close CWR and demand higher conservation priority, while those in GP2 or TG3 and TG4 are more remote and may be afforded lower priority. Those in GP3 and TG5 would be excluded from being considered close wild relatives of that particular crop, but of course this does not mean that these species may not possess useful traits that could be introduced to the crop using biotechnological

techniques. On this premise, the Gene Pool and Taxon Group concepts can be used together to define the degree of CWR relatedness and thus assist in establishing conservation priorities.

## 1.4 Global numbers of crop wild relatives

Recent studies have found that the actual number of CWR species of interest to the food and agriculture community may be much larger than previously recognized. For example, Kell *et al.* (2005) produced the first comprehensive European and Mediterranean CWR Catalogue<sup>3</sup>, and using the broad definition of a CWR (any taxon belonging to the same genus as a crop), listed in excess of 25 000 crop and CWR species that occur in the Euro-Mediterranean region (Kell *et al.*, 2008a). This means that around 80% of the Euro-Mediterranean flora consists of crops and their wild relatives. More than 14 000 of these species are endemic to Europe alone. These figures include the wild relatives of a wide range of crops (i.e., those included in Mansfeld's World Database of Agricultural and Horticultural Crops, and forestry and ornamental crops), as well as species within genera containing wild-harvested medicinal and aromatic plants. However, a high percentage of the total number of crop and CWR species in the Euro-Mediterranean (92%) are coincident with species found in genera containing agricultural and horticultural crops cultivated worldwide, as defined by Hanelt and IPK Gatersleben (2001).<sup>4</sup>

There have previously been no global estimates for the numbers of crop and CWR species but there are various ways in which these figures might be calculated:

- a. Taking a lead from the analysis of CWR data for the Euro-Mediterranean region (Kell *et al.*, 2008), nearly 51% of the genera in the Euro-Mediterranean region contain crops (based on the 2 437 plant genera in the region and 1 239 of these that are known to contain crops) and almost 83% of the species in the region are crop and CWR species (Kell *et al.*, 2008). However, globally it is estimated that there are 14 500 plant genera (Brummitt, 1992) and that there are 2 539 of these that contain crops (Kell *et al.*, 2008), giving a significantly lower figure of 17.5% of vascular plant genera containing crops worldwide. The precise number of species in these 2539 genera and therefore the global number of CWR species is unknown, but we can estimate this number of species by calculating and using the average number of species per genus. Based on the estimated number of accepted vascular plant genera (14 500; Brummitt, 1992) and total number of vascular plant species (283 846; Groombridge and Jenkins, 2002), there is an average of 19.57 species per genus for all plant species. If the number of genera containing crops is multiplied by the average number species per genus ( $2\,539 \times 19.57$ ), this results in a global estimate of 49 688 crop and CWR species.
- b. A more precise but narrower estimate can be obtained by focusing only on those genera containing the major and minor food crops. Groombridge and Jenkins (2002) list 28 genera containing major food crops and 51 genera containing minor food crops worldwide (77 genera in total). Mabberley (1997) cites the actual number of species within these 77 genera and when these are added up, we have a global estimate of 10 739 crop and CWR species that are of direct value for food security (i.e., food crops and food CWR).
- c. It can be argued that even this number is inflated by the inclusion of remote as well as closely related CWR, necessitated by the application of the broad genus-wide definition of a CWR. Ideally, it would be more effective to apply the more precise definition proposed by Maxted *et al.* (2006) and base the estimate only on GP1B or TG1b and TG2, but the data necessary to calculate this number for all food crops are not available. However, if we look at a sample of food crop groups (e.g., the 14 included in the current study), we can estimate the proportion of species that are the closest wild relatives of food crops in general (i.e., those thought to be in GP1B, TG1b or TG2) (see Table 3). Taking the total number of CWR species within these 14 crop groups (as an average across all groups), we find that an average of 2.06% of species are primary wild relatives and 4.39% are secondary wild relatives. Therefore, as a crude estimate, there are 221 species (i.e., 2.06% of 10 739) worldwide that are very close wild relatives of the major and minor food crops (i.e., those in the primary wild relative group) and 471 (i.e., 4.39% of 10 739) that are close wild relatives (i.e., those in the secondary wild relative group). Thus, as a rough estimate, we may be dealing globally with around 700 close CWR species worldwide (i.e., less than 0.26% of the world flora) in order to ensure that the highest priority genetic diversity is conserved and made available for use in crop improvement programmes as a contribution to future worldwide food security.

<sup>3</sup> Available online via the Crop Wild Relative Information System (CWRIS) (PGR Forum, 2005)

<sup>4</sup> Mansfeld's Database is inclusive of a wide range of cultivated species. For example, in addition to food, fodder, forage, medicinal, aromatic and industrial crops, plants cultivated for soil improvement, sand dune fixation, hedging, grafting stock, shade and support are included. However, forestry, ornamental and wild-harvested medicinal and aromatic plants are not included.



- d. Finally, we can refine the global estimate by combining the results of a. and b. If we multiply the number of genera known to contain crops worldwide (2 539; Kell *et al.*, 2008) after deducting the 77 genera containing major and minor food crops (=2 462 genera) by the average of 19.57 species per genus for all plant species, we have a total of 48 181 species. Adding the 10 739 species that are found in the 77 major and minor food crops results in a more precise global estimate of 58 920 crop and CWR species.

TABLE 3  
Numbers of primary and secondary CWR species

Crop	Crop taxon	Species in genus	Primary CWR species	Secondary CWR species	% Priority in genus <sup>5</sup>
Finger millet	<i>Eleusine coracana</i>	9	3	3	66.67
Barley	<i>Hordeum vulgare</i>	16	1	1	12.50
Sweet potato	<i>Ipomoea batatas</i>	600–700	3	11	2.00
Cassava	<i>Manihot esculenta</i>	98	3	13	16.33
Banana/plantain	<i>Musa acuminata</i>	30	10	15	83.33
Rice	<i>Oryza sativa</i>	23	8	9	73.91
Pearl millet	<i>Pennisetum glaucum</i>	80–140	1	2	2.14
Garden pea	<i>Pisum sativum</i>	3	1	2	100.00
Potato	<i>Solanum tuberosum</i>	1000	6	24	3.00
Sorghum	<i>Sorghum bicolor</i>	25	2	2	16.00
Wheat	<i>Triticum aestivum</i>	6+22	6	12	64.29
Faba bean	<i>Vicia faba</i>	140	1	0	0.71
Cowpea	<i>Vigna unguiculata</i>	61	1	3	6.56
Maize	<i>Zea mays</i>	4	1	3	100.00
	<b>Totals</b>	<b>2117–2277</b>	<b>47</b>	<b>100</b>	
	<b>%</b>	<b>100</b>	<b>2.06</b>	<b>4.39</b>	<b>6.45</b>

The figures quoted in this section should be taken as rough estimates only. However, based on these calculations, we estimate that there are 50–60 000 CWR species worldwide and that around 700 of these are of the highest priority for immediate conservation action. The intention of providing these estimates is to give an idea of the number of species that we may be dealing with as a priority on a global scale, based on their degree of relatedness to the crop species. Of course, priorities will vary from one nation to another and from one crop group to another. For example, within some crop complexes, tertiary wild relatives may also be important gene donors for crop improvement (e.g., see the *Hordeum* case study in Section 3.0), though on the whole, the primary and secondary wild relatives are likely to be of greatest importance due to the fact that they can be more easily used in conventional breeding programmes.

Naturally, some countries harbour greater numbers of CWR than others. In general, the greater the number of species in the country's flora, the greater the number of CWR there will be. In those countries with higher numbers of CWR, a greater injection of resources will be needed in order to secure populations *in situ* (as well as in back-up *ex situ* collections). It is not within the scope of this report to address this issue, but it is an issue that, at a global level, will have to be addressed to ensure that these vital resources are adequately conserved within their natural ranges.

## 1.5 Threats to crop wild relative species and genetic diversity

CWR are intrinsically no different to other wild plant species, and, like them, many CWR are currently threatened with loss of diversity and/or extinction (Maxted *et al.*, 1997b; Stolten *et al.*, 2006). It is recognized worldwide that a catastrophic loss of plant diversity is currently occurring, both in terms of the loss of species, and the genetic diversity within species. Frankel (1970) and Jain (1975) were among the first to draw attention to the need for *in situ* conservation of CWR (Stolten

<sup>5</sup> Percentages based only on the degree of relationship of the species to the crop taxon. In this study, a refinement of this level of prioritization was undertaken based on the degree of threat of these species and to include cases where tertiary wild relatives are also known to be important for crop improvement (see Section 3.0).



*et al.*, 2006), realizing that the increasing threat to CWR species and the genetic diversity within these species was an escalating problem. It is now generally acknowledged that the natural diversity inherent in CWR populations is a finite world resource that is being eroded or lost, in part by careless, unsustainable human practices (Maxted *et al.*, 2007). This loss of CWR diversity can occur at both taxonomic (species) and genetic levels.

IUCN's 1997 Red List assessment of plants concluded that 33 798 plant species were threatened or extinct (Walters and Gillett, 1998) and even this was likely to be an underestimate as not all plant species were evaluated. Subsequently, the revised and more objective IUCN Red List criteria (IUCN, 2001) were introduced, but these have not yet been applied to a significant number of plant species. The Gran Canaria Declaration (Anonymous, 2000) states that: "as many as two-thirds of the world's plant species are in danger of extinction in nature during the course of the 21st century ... narrowing of the genetic basis of many species". The same declaration recognized that plants are vital globally in maintaining ecosystem stability but also in providing food, fibres, fuel, clothing and medicines for humankind.

It is difficult, if not impossible, to quantify the loss of genetic diversity within CWR species. However, it must be faster than the loss of species, because there will be some genetic erosion (loss of genetic diversity) from the species that remain extant and complete loss of genetic diversity from those species that become extinct (Maxted *et al.*, 1997c). It therefore seems likely that virtually all CWR species are currently suffering loss of genetic diversity to varying degrees. Maxted *et al.* (1997c) estimated that 25–35% of plant genetic diversity would be lost between the ratification of the CBD in 1993 and the 2010 Biodiversity Target date. Loss of any genetic diversity means that plants may not be able to adapt to changing conditions quite so readily in the future—in a time of ecosystem instability this is a serious concern, since many of these species form the basis of our future food security.

CWR are subject to the same threats as any other wild species, which, fundamentally, are caused by the conflict between supply and demand for natural resources (Stuart and Adams, 1990) (i.e., there is a limited supply of the earth's resources and an increasing demand on them to meet the needs and aspirations of a growing human population). Therefore, the main factors causing loss of biodiversity are associated with anthropogenic influences—substantial increases in human population have a direct and inverse relationship to plant diversity. Humans have dramatically changed the natural vegetation globally, particularly since the age of European exploration and colonialization (see Richardson *et al.*, 1996). In recent years, even apparently remote areas have been influenced by settlement or collection of forest products. The threats resulting from this anthropogenic pressure may be categorized as follows:

- **Deforestation** – Forest clearance and repeated burning for agriculture, as well as logging and hunting have resulted in severe degradation of natural forest communities. FAO (2007) report that during the 15 year period from 1990–2005, the world lost 3% of its total forest area. During this period, Africa has lost more than 9% of its forests and in a typical year accounts for more than half of the global forest area damaged by wildfire. FAO (2007) also report that the annual net rate of loss of forests in Latin America and the Caribbean between 2000 and 2005 (0.51%) was higher than that of the 1990s (0.46%) and that high rates of deforestation have continued in Asia and the Pacific region, particularly in Southeast Asia. It has been noted that traditional forms of shifting cultivation, which following forest clearance provides two to four years of cultivation, followed by fallow for ten to twenty years, promotes diversity (Beentje *et al.*, 1994); however, cash crop production has shortened the traditional farming cycle, even eliminating the fallow period altogether, and depleted the land available for subsistence agriculture, reducing soil fertility, crop yields and natural forest diversity.
- **Logging** – Commercial logging continues on a large scale for about 15–20 species. The extraction methods employed have resulted in the extinction and genetic erosion of non-commercial tree and other plant species, along with rapid decline in soil nutrients and, often, soil erosion.
- **Plantation agriculture and forestry** – Extensive land clearance for cash crops and exotic trees leads to the fragmentation of natural habitat and a consequential reduction in size or loss of wild species' populations. For example, in 2006, the International Tropical Timber Organization concluded that only 5% of all tropical forests were managed in a sustainable manner and that unsustainable forest management was the main cause of forest degradation, particularly in terms of conversion of forests into agricultural land. The expansion of large-scale agro-industrial monocultures for food, fibre and, increasingly, energy production is both an important direct cause of deforestation and an important underlying cause of forest loss; the expansion of monocultures on existing arable land causes cattle ranching and other forms of agriculture to move towards forest areas and other natural ecosystems (ITTO, 2006). It is unquestionable that the clearance of vast areas of species-rich native forest to be replaced by monoculture plantations is resulting in significant loss of species (and genetic) diversity.
- **Industrialized agriculture** – The widespread global replacement of traditional sustainable agriculture with more industrial models has generated increased product but through the associated use of pesticides and herbicides has had a negative impact on biodiversity levels in general (Altieri, 2001) and therefore specifically it is likely to impact on the occurrence of CWR diversity.

- **Dryland destruction and desertification** – Changes in pastoralism in semi-arid regions have resulted in the exhaustion of local vegetation by domestic stock in some areas. This situation is exacerbated by increased stocking rates and prolonged droughts, resulting in overgrazing and erosion of wild plant populations, especially around permanent waterholes and wells. Desertification is the degradation of land in arid, semi-arid and dry sub-humid areas and is caused primarily by human activities and climatic variations (UNCCD, 2005). “Desertification occurs because dryland ecosystems, which cover over one third of the world’s land area, are extremely vulnerable to over-exploitation and inappropriate land use. Poverty, political instability, deforestation, overgrazing, and bad irrigation practices can all undermine the productivity of the land” (UNCCD, 2005).
- **Fire** – Fire is a natural element of Mediterranean and African woodland and grassland ecosystems. In many biomes, occasional fires can enhance species diversity; however, the incidence of fire has increased along with the human population and results in restricted natural regrowth of vegetation.
- **Urbanization** – Globally, there is an ongoing mass migration to the cities, placing a heavy demand on fuelwood, charcoal, building materials, medicinal resources and easily eliminated taxa of restricted distribution. In developing countries, feeding the tourist craft market places an increasing demand on species such as African Blackwood (*Dalbergia melanoxylon*) for woodcarving, and grasses for making baskets and mats. Cunningham (1993) noted that in the vicinity of large urban centres, scarce or slow growing medicinal species are rapidly being exhausted.
- **Mining and quarrying** – The association of rare plant diversity with enclaves of extreme or otherwise distinct soils is well established—soils rich in heavy metals and certain minerals often support unique floras. The endemic vegetation found on these soils is easily threatened by mining; particularly open-cast mining that removes the entire vegetation cover.
- **Invasive species** – The problems of invasive alien species are severe and well documented. In the absence of natural pests, diseases or herbivores, monospecific stands of exotic species compete with native plant diversity and may lead to the extinction of entire populations.
- **Climate change** – Human directed climate change is predicted to increase average temperatures by 0.2°C per decade and cause considerable changes in regional and seasonal patterns of precipitation (IPCC, 2007). This will impact directly on the natural reproductive cycles of wild plant species as well as species distributions and abundance over time. It is still to be seen what the precise impact of climate change will be but many fear it will result in a step-shift in terms of extinction and genetic erosion. Thuiller *et al.* (2005) predicted that by 2080 climate change will result in 27–42% loss of all plant species in Europe, while Jarvis *et al.* (2008) predicted that 16–22% of *Arachis*, *Solanum* and *Vigna* species would go extinct by 2055.

There are also more nebulous but equally detrimental threats to plant diversity, such as the loss of traditional values or indigenous knowledge leading to lower valuation of diversity and resultant careless destruction. Civil unrest and human displacement undoubtedly places further stress on natural diversity. Refugee camps are almost by definition established in areas of low human population and the often pristine vegetation is sacrificed to necessary expediency; but where the environment is fragile, recovery may take time if it is possible at all.

Each of these threats is likely to have a significant impact on CWR diversity. However, it is worth bearing in mind that, as pointed out by Jain (1975), most CWR of the major crops are found in disturbed, pre-climax communities, which are the same habitats most subject to increasing levels of anthropogenic change and destruction beyond what has been previously known. Thus, CWR are likely to be disproportionately and adversely impacted by current ecosystem instability and changes to anthropogenic environments, at least compared to non-CWR wild species found in more stable climax communities.

It should also be noted that as a group CWR are often over-looked as an element of biodiversity. Conservation priorities at international, regional and national levels are primarily established by agencies with a focus on rare and threatened species—the fact that certain species have greater actual or potential economic value is often seen as irrelevant. For example, in Europe, very few CWR species are protected by the EU Habitats Directive. Notably, only four species included in the Habitats Directive Annexes II, IV and V are wild relatives of major food crops out of a total of 153 wild relative species of major food crops that occur in the EU territories, and a further 13 species are included in the minor food crop group, out of a total of 542 (Kell *et al.*, 2008). The same authors found that only 5% of the CWR species of Europe are found within Important Plant Areas and noted that “with only three out of the 152 species in the major food crop genera that occur in Europe included and none of the 559 species in the minor food crop genera, we might conclude that more needs to be done to ensure that CWR are represented in IPAs” (Kell *et al.*, 2008). They also found that only 161 species and 23 subspecific Euro-Mediterranean CWR taxa were included in the 2004 IUCN Red List of Threatened Species—most of these taxa being trees (Kell *et al.*, 2008). Therefore, it is clear that not only do CWR face a unique threat from increased habitat gross instability but as a group their conservation is being systematically under-valued.





## 1.6 *In situ* and *ex situ* conservation of CWR diversity

There are two primary techniques used for CWR conservation: *in situ* (i.e., in natural habitats managed as genetic reserves) and *ex situ* (primarily as seed in gene banks, but also as explants in tissue culture or cryopreserved, or as mature individuals in field collections). Genetic reserve conservation may be defined as “the location, designation, management and monitoring of genetic diversity in natural wild populations within defined areas designated for active, long-term conservation” (Maxted *et al.*, 1997b)<sup>6</sup>. A genetic reserve is actively managed, even if the management involves regular monitoring of the target CWR taxa alone. Importantly, conservation action is long-term because significant resources have to be invested to establish the genetic reserve. *Ex situ* seed conservation involves “the location, sampling, transfer and management of seed from its original location to a gene bank where it is dried and stored at sub-zero temperatures” (Maxted *et al.*, 1997d). This technique is suitable for the majority of CWR species and as management interventions are fairly minimal once seed is in the gene bank, the annual cost of maintenance may be as little as US\$ 5 per year for a single accession (Smith and Linington, 1997). However, the CBD and ITPGRFA both stress the desirability of *in situ* conservation; primarily due to the overall need to maintain ecosystem health, but also because it has the advantage that it maintains the dynamic evolution of the CWR diversity itself in relation to parallel environmental changes.

It is generally accepted that CWR genetic reserves would normally be established within existing protected areas (Maxted *et al.*, 1997b; Heywood and Dulloo, 2006; Iriondo *et al.*, 2008), but CWR, like any other group of wild plant species, are located both within and outside existing protected areas. There are three important reasons for locating genetic reserves within existing protected areas: a) these sites already have an associated long-term conservation ethos and are less prone to hasty management changes associated with private land or roadsides where conservation value and sustainability are not considerations, b) it is relatively easy to amend the existing site management plan to facilitate genetic conservation of CWR species, and c) it means creating novel conservation sites can be avoided, thus evading the possibly prohibitive cost of acquiring previously non-conservation managed land (Iriondo *et al.*, 2008). Therefore, often the simplest way forward in economic and political terms is for countries to locate genetic reserves within existing protected areas (e.g., national parks, heritage sites or special areas for conservation (SACs)).

The question may be asked, why do we need to establish genetic reserves when the CWR species are present in the protected area anyway? The reason is that the majority of protected areas are established to conserve specific habitats or faunal elements. Few are established specifically to conserve flora and very few, specifically for CWR conservation. Therefore, CWR taxa are rarely routinely targeted for demographic monitoring, which means that their conservation is regarded as passive<sup>7</sup>. All species in protected areas are passively conserved if the entire ecosystem or habitat is stable; however, without monitoring and active management, the genetic diversity within and between individual CWR populations could be eroded and entire populations could even go extinct. Nonetheless, Stolten *et al.* (2006) emphasize that many protected areas already play an important role in conservation of CWR species, even though many managers may be unaware that the land under their stewardship contains important crop genetic diversity. Further, if our goal is to conserve the maximum genetic diversity within CWR taxa, then we need to study and monitor the genetic diversity and natural dynamics of CWR populations, otherwise, our efforts in establishing protected areas for these taxa may be wasted. Therefore, passive conservation of CWR in protected areas is unlikely to prove effective and active demographic and genetic monitoring and management of target CWR populations is required. It should also be noted that the *in situ* management of CWR may differ significantly from that required for more traditional protected areas whose objective is to sustain climax communities. For example, CWR of major crop plants are often located in pre-climax communities (e.g. *Aegilops speltoides*, *Lens orientalis*, *Sorghum bicolor*) (Jain, 1975; Maxted *et al.*, 1997b; Stolten *et al.*, 2006) where the site management is comparatively intense, or the CWR may be closely associated with traditional farming practices, in which case, genetic reserve management would need to be associated with maintenance of the farming system.

IUCN recognizes six categories of protected areas (Box 1). Although in each of these six categories of protected areas CWR taxa will be passively conserved, Stolten *et al.* (2006) conclude that some IUCN protected area management categories will be easier to adapt to active CWR conservation and are compatible with genetic reserve nomination:

<sup>6</sup> Synonymous terms include ‘genetic reserve management units’ (GRMUs), ‘gene management zones’ (GMZs), ‘gene sanctuaries’ or ‘genetic sanctuaries’ and ‘crop reservations’.

<sup>7</sup> Maxted *et al.* (1997a) distinguish between active and passive protected area conservation, where active management implies some form of dynamic intervention at the site and passive conservation implies that there is no management or monitoring of target populations, although there may be some general ecosystem management.

- **Category Ia** – Strictly protected reserves (often small) set aside and left untouched to protect particular species under threat.
- **Category II** – Large ecosystem-scale protected areas maintained to allow CWR to continue to flourish and evolve under natural conditions.
- **Category IV** – Small reserves managed to maintain particular species; for example, through controlled grazing or cutting to retain important grassland habitat, coppicing to maintain woodland ground flora, or sometimes even intervening to restore habitat of threatened CWR species.

Application of genetic reserve conservation in any of the above categories of protected areas would mean CWR taxa would be given priority for active management within the existing management plan for the site.

## BOX 1

### The IUCN Protected Area Management Categories

IUCN has developed a definition and a series of categories of protected areas, as outlined below (IUCN, 1995).

- **Category Ia: area managed mainly for science or wilderness protection** – an area of land and/or sea possessing some outstanding or representative ecosystems, geological or physiological features and/or species, available primarily for scientific research and/or environmental monitoring.
- **Category Ib: area managed mainly for wilderness protection** – large area of unmodified or slightly modified land and/or sea, retaining its natural characteristics and influence, without permanent or significant habitation, which is protected and managed to preserve its natural condition.
- **Category II: area managed mainly for ecosystem protection and recreation** – natural area of land and/or sea designated to a) protect the ecological integrity of one or more ecosystems for present and future generations, b) exclude exploitation or occupation inimical to the purposes of designation of the area, and c) provide a foundation for spiritual, scientific, educational, recreational and visitor opportunities, all of which must be environmentally and culturally compatible.
- **Category III: area managed mainly for conservation of specific natural features** – area containing specific natural or natural/cultural feature(s) of outstanding or unique value because of their inherent rarity, representativeness or aesthetic qualities or cultural significance.
- **Category IV: area managed mainly for conservation through management intervention** – area of land and/or sea subject to active intervention for management purposes so as to ensure the maintenance of habitats to meet the requirements of specific species.
- **Category V: area managed mainly for landscape/seascape conservation or recreation** – area of land, with coast or sea as appropriate, where the interaction of people and nature over time has produced an area of distinct character with significant aesthetic, ecological and/or cultural value, and often with high biological diversity. Safeguarding the integrity of this traditional interaction is vital to the area's protection, maintenance and evolution.
- **Category VI: area managed mainly for the sustainable use of natural resources** – area containing predominantly unmodified natural systems, managed to ensure long-term protection and maintenance of biological diversity, while also providing a sustainable flow of natural products and services to meet community needs.

## 1.7 CWR conservation outside of formal structures

Although there are obvious advantages to focusing *in situ* conservation within existing protected areas, this may not always be possible, either because the existing network of protected areas is insufficiently comprehensive to provide geographic or ecological coverage, or the existing network does not happen to be coincident with a target taxon of restricted distribution. However, as noted by Jain (1975) and Maxted *et al.* (1997a), many CWR of major crops are commonly found in disturbed, pre-climax plant communities and as such many may be excluded from or marginalized in established protected areas, which more often aim to conserve pristine habitats, ecosystems or landscapes, or animal species that are now restricted to these environments. Therefore, in designing a national CWR conservation strategy, the genetic conservation of CWR outside as well as inside of protected areas needs to be considered. These areas include



roadsides, field margins, orchards and even fields managed using traditional agro-silvicultural practices. Such sites are not managed for biodiversity conservation and the occurrence of CWR populations is incidental, making them particularly vulnerable to adverse management changes. However, they often contain large thriving populations of CWR and can act as important corridors for CWR gene flow and dispersal, and as reservoirs to bolster genetic reserve populations. These populations may occasionally be sampled for *ex situ* conservation but are largely ignored in terms of formal *in situ* conservation. If these sites are to be considered suitable for sustainable *in situ* conservation, the management they currently receive that has permitted the existence of healthy CWR populations in the past must be consistent and maintained in the future. The kinds of management changes that could adversely impact CWR populations in these areas are less likely to occur in protected areas because the *raison d'état* is already conservation, so any management change would more likely be conservative and considerate of any potential adverse impacts.

Threats faced by CWR populations outside of protected areas include the widening of roads, hedge and verge cutting, the scrubbing out of hedgerows or orchards, the introduction of herbicides rather than physical weed control, or even the physical control of weeds earlier in the season. Therefore, there is a need to establish some level of protection for these sites and consistency in management, otherwise conservation will be unsustainable. It is essential to reach a management agreement with the site owner and/or manager to ensure that current site management is not adversely changed and CWR diversity impacted. The management agreement needs to be predicated on an understanding of the conservation context, site characteristics, the target taxon population and the existing management practices that have facilitated a viable population that can be formalized into a site prescription. The prescription will then form the basis of the management agreement between the conservation agency and the landowner. Examples of this form of agreement and prescription are now commonplace in many North American and European countries along rural roadsides, but there are no known agreements yet in place in the centres of CWR diversity where *in situ* conservation is a priority. A well documented example of these kinds of local management agreements are those used in the establishment of micro-reserves in the Valencia region of Spain (see Laguna, 1999; Serra *et al.*, 2004).

Many CWR species are also found growing as weeds in agricultural, horticultural and silvicultural systems—particularly those associated with traditional cultural practices or marginal environments. In many areas of the world this group of weedy CWR species is particularly threatened because of the widespread abandonment of these traditional cultivation systems. Several national governments in developed countries are responding by providing incentives or even financial subsidies to maintain these systems (at least partially), to secure continued cultivation and through cultivation to maintain the wild species that thrive in such anthropogenic habitats. However, the provision of government incentives must be linked to some form of guarantee from the landowner to ensure wild species thrive, so again a management agreement including a conservation prescription is required. The provision of such grants is unlikely to be a practical option in many developing countries where CWR diversity is largely located and where resources are more limited; however, there is an opportunity for the integration of on-farm landrace conservation with that of CWR diversity in these and other countries.

As a specific example of CWR conservation outside of protected areas, the Dryland Agrobiodiversity Project in West Asia found that many intensively cultivated areas contain significant CWR diversity at their margins in field edges, habitat patches or roadsides (Al-Atawneh *et al.*, 2008). In the base of the Beqaa Valley, Lebanon, which is industrially cultivated, there are globally significant populations of rare CWR found along the roadsides, while in the Hebron area of Palestine and Jabal Al-Druze in Syria, very rare wheat, barley, lentil, pea and bean CWR are common in modern apple orchards. Al-Atawneh *et al.* (2008) noted that in Palestine, *Pyrus syriaca* Boiss. is only found as scattered trees, never as continuous populations, so is primarily conserved outside of the existing protected area network. The importance of these isolated trees was drawn to the attention of the local community by use of a leaflet designed to help raise awareness of this resource and individual trees were mapped using a GIS system so that their long-term presence was easier to monitor.

Another project with a focus on wild plant species conservation outside of protected areas that is likely to include significant CWR diversity is the '100 fields for biodiversity' in Germany (see [www.schutzaecker.de](http://www.schutzaecker.de)). The fact that CWR are often found in disturbed habitats means they are commonly weeds of cultivated land and are associated with traditional agriculture or more intense agriculture that is linked to conservation action. The 100 fields for biodiversity project aims at establishing a nationwide conservation field network for wild arable plant species, where typical arable plant communities such as *Caucalido-Adonidetum flammeae*, *Teesdalio-Arnoseridetum* and *Papaveretum argemones* are seen as preferable to crop monocultures. In project fields, crop husbandry does not include the use of herbicides or growth regulators, facilitating the re-colonization of arable species. Even in the most intense agricultural systems the protection of headlands or field margins from intensive agricultural practices can provide a haven for arable weeds, including many CWR species.

By definition, unprotected areas are primarily managed for reasons other than conservation; therefore, the management interventions at the site are likely to be minimal. The management necessary to maintain CWR populations at such sites may simply involve maintaining current regimes and an agreement with the site manager not to make adverse management changes without discussion with the overseeing conservation officer. As for CWR populations within protected areas, routine monitoring of these sites is necessary to ensure the site management is actually maintaining the target CWR populations.

Therefore, conservation of CWR is just as feasible outside of conventional reserves as it is within fully designated genetic reserves; a site does not need a fence around it and a sign saying it is a protected area to conserve CWR species. However, both within and outside of a protected area it is important to have a management plan to ensure the target taxa are sustainably conserved. Sustainability is central to CWR conservation and lack of a management plan and management agreement is likely to impede the sustainability of conservation outside of protected areas. It should also be recognized that there are advantages and disadvantages to CWR conservation outside of specifically nominated protected areas. Due to the high levels of resource investment required to establish a more formal genetic reserve, they are likely to be more sustainable in the long-term because to abandon them would waste the resources already committed to the site. Conversely, with less resources committed to conservation outside of protected areas, CWR populations at these sites are more likely to suffer from changes in land ownership and national or local policy. Therefore, special measures need to be in place to ensure that regular checks are made of unprotected sites supporting populations of CWR (particularly of critical populations) and ideally that an early warning system is in place to deal with any pending changes in land ownership or management.

## 1.8 Systematic approaches to CWR conservation

There are numerous potential approaches to achieving the systematic conservation of global CWR diversity, but three distinct (though complementary) approaches may be characterized as individual, national and global (Maxted *et al.*, in prep.):

- **Individual approach** – The individual approach involves an individual protected area or gene bank manager actively promoting CWR conservation within the protected area or gene bank that they manage. In the case of *in situ* conservation, the protected area they manage may not be regarded as containing sufficient priority CWR diversity for it to be designated as an element within the national or global network, but due to the widespread occurrence of CWR species, it is likely to include some CWR; therefore, the manager can raise the profile of the site by highlighting the CWR diversity present. The aim of the individual CWR protected area is to ensure the conservation of the maximum CWR taxonomic and genetic diversity found at the site. By promoting the presence of the CWR diversity, the manager can add an additional dimension to the public attraction of the reserve, increase its conservation significance, and, in times of limiting financial resources for protected area maintenance, further underpin the value of the site. The value could also be further enhanced by advertising the presence of the CWR diversity to the potential user communities (e.g., plant breeders, research institutes, local people), as long as any utilization that ensues does not put the populations at risk of genetic erosion.
- **National approach** – The national approach involves an individual country developing a CWR conservation strategy that results in the systematic representation of the nation's CWR diversity in an *in situ* network of genetic reserves and, as a back-up measure, *ex situ* storage of genetically representative population samples in national gene banks. The objective of this approach is to maximize the protection of the nation's CWR diversity and to link the conserved diversity to its actual or potential utilization. A national CWR strategy has policy implications for the plant conservation and exploitation (primarily breeding) agencies that are responsible for its implementation. It leads, via a series of steps, to the identification of CWR hotspots and the establishment of a national network of protected areas for CWR. As already stated, genetic reserves are likely to be established within existing protected areas; therefore, there is a need for the national PGRFA and nature conservation communities to work together to achieve systematic national CWR conservation.
- **Global approach** – The global approach involves a strategy that is independent of national political borders and focuses on worldwide priority crop gene pools. Using this approach, CWR diversity can be conserved systematically via a global network of *in situ* genetic reserves and in back-up *ex situ* collections. Priorities for the global approach can be established and applied worldwide on the basis of objective, scientific criteria. The sites selected for inclusion in the global network of *in situ* genetic reserves must initially focus on the crop diversity that is considered to be critical for food security. They are most likely to be associated with the Vavilov 'centres of diversity', rather than spread evenly across the globe, which itself is a function of the uneven distribution of crop diversity around the world.

Each of these three complementary approaches aims to incorporate CWR conservation within existing protected areas, which is likely to involve some amendment of existing management plans to facilitate active conservation of CWR diversity. The national and global approaches may be seen as strategic in that they are likely to be implemented by conservation agencies or institutions and will involve the selection of the most appropriate sites in which to establish CWR genetic reserves. Each approach, to be truly effective, needs to include *ex situ* duplication of the *in situ* conserved diversity. Also, long-term sustainability of both *in situ* and *ex situ* conserved diversity can only really be assured if that diversity is seen to have value; therefore, the use of conserved CWR diversity is an important component of the conservation strategy. Finally, the individual, national and global approaches outlined above should not be seen as alternative approaches but rather as a holistic matrix needed to conserve overall CWR diversity.

The following two parts of this report propose a methodology for the development of national CWR complementary conservation strategies and a global approach to the *in situ* conservation of CWR diversity—initially focusing on a subset of critical crop gene pools.



## PART 2: NATIONAL CWR CONSERVATION STRATEGIES

As outlined above, there are many potential approaches to systematic CWR conservation, but as every country contains CWR diversity, their obligations as signatories to the CBD and ITPGRFA, or other policy instruments, require that they systematically conserve this diversity. We now review how a national approach to developing a CWR conservation strategy can be implemented, including both complementary *in situ* and *ex situ* measures.

### 2.1 Introduction to CWR strategy planning

Although the planning and implementation of a national CWR conservation strategy will differ slightly from one country to another, there are some basic steps in the process that can be followed by all nations in order to formulate an effective strategy for the conservation of their wealth of CWR diversity. The three primary steps in the production of a national strategy are:

- 1. Preparation of a national CWR inventory** – The foundation of a national CWR strategy is a taxonomic checklist of CWR diversity; therefore, the first step is to prepare a national CWR inventory.
- 2. Prioritization of national CWR taxa** – Once the included taxa are known, there is usually a need for a second step in which the CWR taxa are prioritized, particularly if the number of taxa exceeds the number that can be conserved using the available resources.
- 3. Ecogeographic diversity and gap analysis** – The third step is to collate the available baseline ecogeographic data for the priority taxa and undertake threat assessment and gap analysis, which culminates in a clear national CWR strategy.

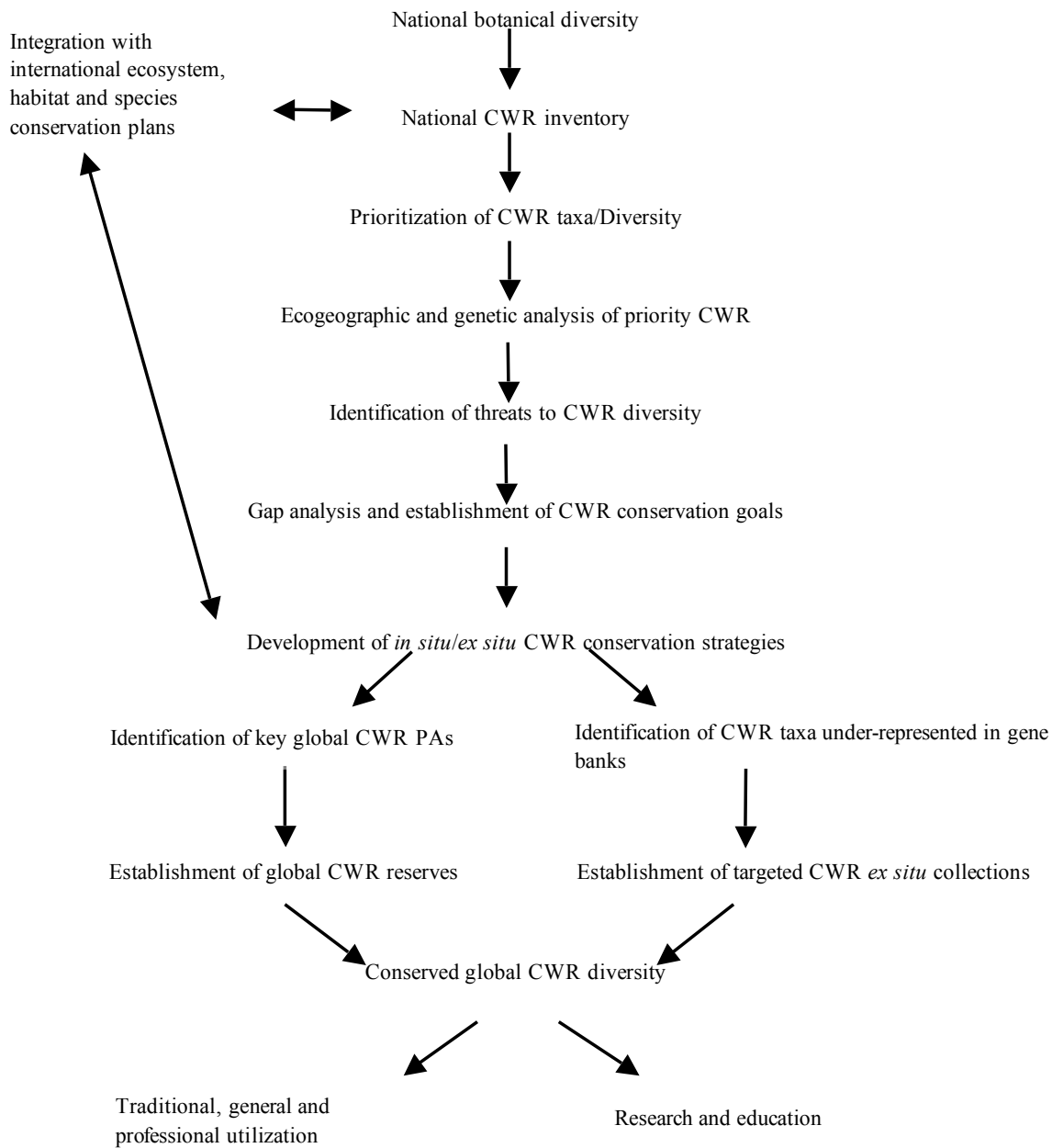
These steps are expanded on in the model for development of national CWR strategies (Figure 2), which is explained in detail below. To illustrate the application of this model, a recent study outlining how the UK National Inventory of CWR was prepared, the content of the inventory, the conservation and threat status of the species included and how the inventory may be used to generate CWR conservation action plans and identify sites where CWR genetic reserves should be established, is also summarized in Annex 1.

The steps shown in the model require input at two organizational levels: the national (conservation or more specifically PGR authority) level for the production of the inventory, establishment of taxon and site priorities and ensuring the conserved diversity is used; and the individual site level (PAs or other sites outside PAs that are rich in CWR diversity, such as agricultural field margins or roadsides), where PA or land managers, in collaboration with gene bank managers, are responsible for conserving actual populations *in situ* or *ex situ*; these responsibilities are reflected in the model shown in Figure 2.

Although the two levels of responsibility (national and individual) are interconnected, they can also be seen as distinct and with quite separate goals. The national CWR strategy developed for an individual country aims to ensure the conservation of the maximum taxonomic and genetic diversity of the country's CWR. It leads to the conservation of priority CWR taxa in key protected areas, with back-up in *ex situ* collections, and has policy implications for national conservation and exploitation agencies, such as support for maintenance of key CWR hotspots or systematic collection and *ex situ* holding of representative CWR diversity. For individual CWR protected area or gene bank managers, the aim is not only to ensure the conservation of the maximum CWR taxonomic and genetic diversity, but also to promote the use of the conserved diversity. Their contribution to the implementation of the strategy is more focused and practical in terms of conserving CWR; for example, it may involve the identification of CWR found in a single, existing protected area, possibly re-focusing the management plan or filling gaps identified in the gene bank's CWR coverage.

FIGURE 2

**Model for the development of national CWR strategies (Maxted *et al.*, 2007)**



Thus, the national approach to developing a CWR strategy is composed of various steps that lead to the selection of key protected area sites and identification of diversity under-represented in *ex situ* collections, but should also be linked to multiple applications in individual protected areas or targeted collecting to ensure the maximum taxonomic and genetic diversity of the country's CWR are conserved. As such, the two levels of conservation activity, national and individual, must work together to ensure a successful national CWR strategy.

Although many protected areas are likely to contain CWR, some will be regarded as more important—for example, those where CWR diversity of national importance is concentrated. While other protected areas may not be considered of such critical national importance, they are likely to contain CWR diversity and it would still be useful to highlight the CWR that are present to raise the public profile of the reserve itself. In this context the selection of key protected area



sites where CWR should be conserved *in situ* is comparable with Important Plant Areas (Anderson *et al.*, 2005; Plantlife, 2008). IPAs are not legal site designations but are a virtual network of the very best sites for plants and fungi identified to support conservation actions and initiatives. IPAs are selected on the basis of three criteria: threatened species, species richness/diversity and threatened habitats and were derived from the concept of Important Bird Areas (IBAs) used so effectively by Birdlife International to identify bird conservation priorities (Birdlife International, 2008). Thus, protected area sites selected for their richness of CWR diversity might be referred to as Important CWR Areas (ICWRA) and once identified these could form a virtual national, regional or global network that aids the actual conservation of CWR diversity as well as raising consciousness of the importance of CWR conservation (see below for further discussion of ICWRA).

## 2.2 Creating the national CWR inventory

The starting point for preparing a national CWR conservation strategy is the national CWR inventory, which is likely to be derived from a national botanical checklist. Most countries have some form of floristic checklist, even if it is relatively old and not digitized. Useful information for a floristic checklist for any target area can be identified using two country-based lists of the world's Floras; namely, Davis *et al.* (1986) and Frodin (2001), while Prendergast (1995) also lists other published sources of information on wild species. For areas where there is no adequate Flora or the Flora is written in an unfamiliar language, it may be possible to make use of the Flora of a neighbouring region. Thus, for example, the Flora of Turkey lists many of the species found in Syria. However, this approach must be taken with caution as there will be taxa present in neighbouring countries that are absent in the target country, and vice versa.

With reference to the UK case study (Annex 1), the CWR inventory was derived from the Crop Wild Relative Catalogue for Europe and the Mediterranean<sup>8</sup> (Kell *et al.*, 2005), which in turn was derived from Euro+Med PlantBase (Euro+Med PlantBase, 2005)—a digitized database of the European and Mediterranean flora. The basic UK CWR inventory was extracted from this Catalogue using a country filter. However, some editing of the inventory was necessary in order to standardize the nomenclature used by Euro+Med PlantBase to that applied within the UK using the standard national Flora (Stace, 1997). In the case of the UK and other European countries, access to a digitized regional flora is obviously a great aid to the creation of a national CWR inventory. However, for other regions of the world, the availability of such data is less likely. Nonetheless, many countries are now in the process of digitizing their Floras (if they have not done so already) and, given access to these data, national PGR programmes can fairly easily create their CWR inventories, as described below.

Having identified the national botanical checklist, the CWR can be extracted by applying a definition of a CWR to the taxa in the list. Maxted *et al.* (2006) have proposed a precise definition of what constitutes a CWR, but to apply this definition requires detailed knowledge of the taxonomy and/or genetic diversity of each CWR taxon. It would therefore be difficult to apply this precise definition to an entire country's flora, so pragmatically, it may be necessary to apply the general definition of a CWR, as discussed by Maxted *et al.* (2006) and as applied in the creation of the CWR Catalogue for Europe and the Mediterranean (Kell *et al.*, 2005, 2008). Broadly speaking, because the taxa found in the same genus as a crop are by definition in close taxonomic proximity to the crop, they may be regarded as CWR taxa. Using this broad definition, the process of producing a national CWR inventory is one of identifying which genera contain crop taxa and extracting the taxa within those genera from the national botanical checklist.

For countries included in the Euro-Mediterranean region, the national CWR inventory can be extracted from the CWR Catalogue for Europe and the Mediterranean (see PGR Forum, 2005). For countries in other regions, a global list of agricultural and horticultural crop genera can be extracted from Mansfeld's World Database of Agricultural and Horticultural Crops (<http://mansfeld.ipk-gatersleben.de>; Hanelt & IPK 2001). These genera can then be matched against the national botanical checklist, and all taxa within the matching genera extracted to produce the national CWR inventory (as described by Kell *et al.*, 2008). Genus lists for forestry and ornamental taxa can also be added to create a more complete inventory. This approach is simplest if a digitized flora exists because the national flora can be more easily matched with the list of crop genera. However, for countries where no adequate flora or checklist exists, this approach cannot be applied so easily. Where this is the case, an alternative manual approach is to: a) agree a priority list of crops for a country, b) match these crops with known taxonomic treatments for the crop genera, and c) extract the wild species

---

<sup>8</sup>The Crop Wild Relative Catalogue for Europe and the Mediterranean contains in excess of 25 000 species and more than 280 000 records of taxon occurrences in 130 geographical units across the Euro-Mediterranean region (Kell *et al.*, 2008a).





within the priority genera present in the country to generate the national CWR inventory. The digitized approach is comprehensive because all possible CWR taxa are encompassed, and the advantage of this approach is that it can be semi-automated. The manual approach is more 'hands-on' and is ideally facilitated by organizing a national workshop, including both taxonomists and crop experts. The crop experts define a list of important national crops (the definition of crops here can be broadened to include all socio-economically important species, if appropriate). Once the list of crop genera has been generated, the taxon experts produce a list of taxa present in the same genus as the priority crops to generate the national CWR inventory. This approach could be limited to include only native CWR taxa; however, as any CWR taxon present in the country may be of potential use in breeding, it is beneficial to include introduced taxa as well. This approach was recently successfully implemented for Bhutan (Tamang, 2004) and the Seychelles (Antoine, 2004). The digitized and manual approaches are summarized in Figure 3.

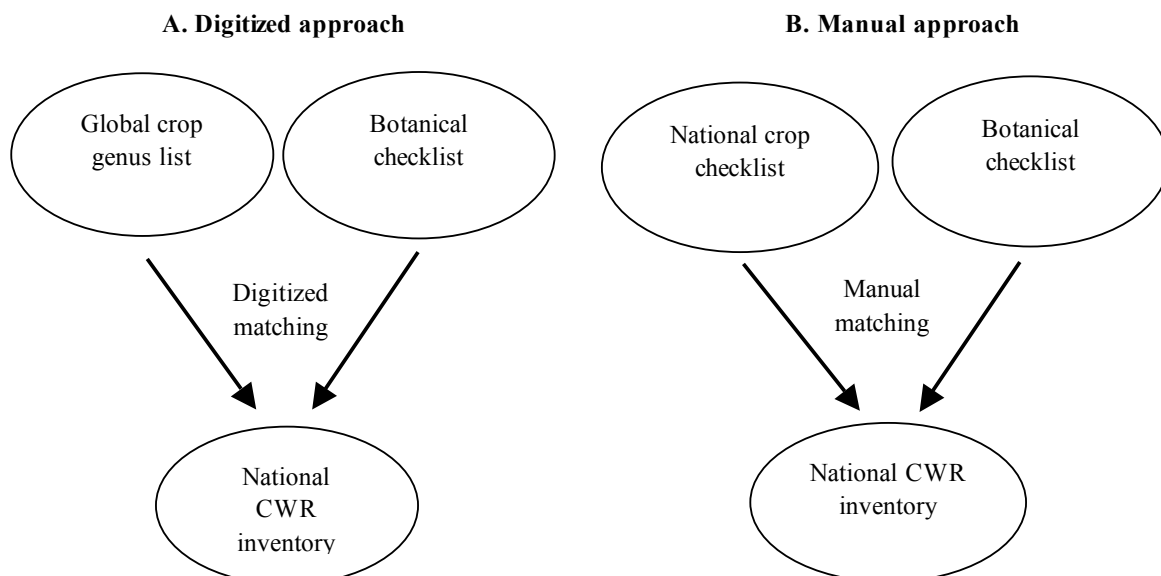
Having established the national CWR inventory, there are two routes for potential interactions with individual conservationists:

1. Sites or taxa of national importance can be identified and appropriate conservation action taken;
2. Individual conservationists, whether managing protected areas or collecting accessions for *ex situ* conservation, may consult the national CWR inventory to enact appropriate CWR conservation policies.

For example, as already noted, most protected areas are likely to have been established to conserve specific habitats or individual rare or threatened species; not explicitly to conserve CWR taxa. However, the manager can consult the national CWR inventory and match this against the species list for the protected area to generate a list CWR species present. If necessary, the manager can then adapt the management of the site to facilitate CWR conservation, where such changes do not conflict with the established management goals for the site. The manager may also wish to publicize the presence of CWR species in the protected area to the general public as a means of emphasizing its role; for instance, in helping to ensure national and global food security, as well as economic and environmental stability, through conservation of essential genetic resources.

FIGURE 3

**Two approaches to generating a national CWR inventory (Maxted *et al.*, in prep.)**



As well as the need to raise the conservation priority of CWR within existing protected areas and to showcase the CWR species included, there is also a need as part of the national CWR conservation strategy to identify a number of key protected areas where CWR conservation is the predominant aim and to focus *ex situ* collection activities on the highest priority CWR taxa. The following actions are a possible approach to determining how specific CWR protected areas might be identified and CWR taxa targeted for *ex situ* collection.

As well as the need to raise the conservation priority of CWR within existing protected areas and to showcase the CWR species included, there is also a need as part of the national CWR conservation strategy to identify a number of key protected areas where CWR conservation is the predominant aim and to focus *ex situ* collection activities on the highest priority CWR taxa. The following actions are a possible approach to determining how specific CWR protected areas might be identified and CWR taxa targeted for *ex situ* collection.

## 2.3 Prioritizing CWR taxa/diversity

Applying a broad definition of a CWR will result in the national CWR inventory containing a relatively large number of taxa, even for a country like the UK that is regarded internationally as relatively floristically depauperate. If all the taxa in the same genus as the crop are included, the number is therefore likely to be too large a conservation target for the available resources. There will inevitably be a need to apply a strategy to prioritize the CWR that require most immediate conservation action to determine how best to utilize the available conservation resources. Opinions vary as to how this prioritization should be undertaken and it is inevitable that prioritization will vary according to needs within a region as a whole, or an individual country or specific organization within a country. Biodiversity conservationists may have opposing views to plant breeders, and the views of a forester will differ from those of a horticulturist.

Maxted *et al.* (1997) reviewed the various factors that can be used to ascribe 'value' and prioritize taxa for conservation. These included current conservation status, socio-economic use, threat of genetic erosion, genetic distinctiveness, ecogeographic distribution, biological importance, cultural importance, cost, feasibility and sustainability, legislation, ethical and aesthetic considerations, and the priorities of the conservation agency. However, there is some consensus for an initial, simple prioritization on the basis of economic value and relative threat alone (Magos Brehm *et al.*, 2007; Barazani *et al.*, 2008; Ford-Lloyd *et al.*, 2008). To undertake this analysis the data must be available for the taxa in the national CWR inventory, which will often at least be the case for broad economic value as these kinds of data are recorded within national agricultural statistics. However, some proxy for threat may be necessary if the taxa have not already been assessed using the IUCN Red List criteria (IUCN, 2001). For example, a simple assessment of geographic distribution may be used, with endemic and narrowly distributed taxa being given higher priority than more widely distributed taxa; the assumption being that they are more likely to be threatened. However prioritization is achieved and whatever criteria are used, the total number of target CWR species must be reduced to a number that can be actively conserved using the available resources.

For the UK, a combination of relative economic value and threat was used to prioritize the CWR taxa. For economic value, UK national statistics on the economic value of UK crops were used to prioritize CWR at genus level based on UK production (in £ '000) for 2002 (Anonymous, 2004), Basic Horticultural Statistics (Defra, 2004a) averaged over the period 1993–2003 and seed supply data (Defra, 2004b) (for the estimated value of production of forages) (see Annex 1 for more details). The most economically important UK crop is wheat; however, it has no naturalized CWR in the UK. Therefore, the genus containing CWR taxa of highest economic importance in the UK is *Brassica*, which has three CWR species in the UK, two of which are native. Threat was assessed for all UK taxa using the IUCN (2001) criteria by Cheffings *et al.* (2005), and all those CWR they assessed as being Critically Endangered (CR), Endangered (EN) or Vulnerable (VU) were given priority. Combining relative economic value and threat generated a priority list of 250 UK CWR taxa (see Annex 1).

## 2.4 Ecogeographic and genetic diversity analysis of priority CWR

Once the priority list of CWR species is identified, there is a need to collate the ecogeographic and genetic diversity information that is available to assist in further formulation of the CWR conservation strategy. This involves the collation and analysis of all available ecological, geographic, genetic and taxonomic data, which are obtained from the literature, passport data associated with herbarium specimens and germplasm accessions, and possibly from novel studies as well. These data are ecologically and geographically predictive because they aid the location of the CWR taxonomic (inter-taxa) and genetic (intra-taxon) diversity that can then be targeted for either *in situ* or *ex situ* conservation. In terms of *in situ* conservation, the culmination of the ecogeographic and genetic diversity analysis should be a set of areas with high concentrations of the priority CWR species, possibly identified using GIS analysis of ecological, geographic, genetic and taxonomic data. These areas might be considered analogous to the broader taxonomic Important Plant Areas for all plant species (Target 5 of the CBD Global Strategy for Plant Conservation – CBD, 2002a) and could be referred to as Important CWR Areas. In terms of *ex situ* conservation, the culmination of the ecogeographic and genetic diversity analysis will



be populations of CWR taxa containing or thought to contain unique genetic diversity that is not already conserved *ex situ*, and once identified, this material may be collected and conserved in the appropriate gene banks. In this context it is important to note that while accessions of CWR taxa may be held in *ex situ* collections, this does not mean necessarily that they are genetically representative samples and so the assessment should involve a comparison of the full range of the taxon with the range of that proportion of the taxon's genetic diversity sampled and held *ex situ* — a single accession in a genebank does not mean the taxon's genetic diversity is effectively conserved *ex situ*.

The UK flora is one of the most well studied floras of the world with records stretching back hundreds of years and being constantly updated; the New Atlas of the British and Irish Flora (Preston *et al.*, 2002a) uses this resource to provide distribution records for all wild plant taxa as occurrences in 10 × 10 km squares of the UK Ordnance Survey National Grid. These occurrence records can be analysed using regression analysis to indicate change and significance of change over time (Preston *et al.*, 2002b; Telfer *et al.*, 2002). As an example of the kind of analysis that is possible, of the UK CWR taxa with known distributions, more than 40% are common to very common as they occur in >50–25% of UK hectads, 26% can be considered near-scarce as they occur in <25%, but more than 100 grid squares and more than a third of the taxa with known distributions are scarce to very rare.

## 2.5 Identification of threats to priority CWR taxa and important CWR areas

As well as assessing threat in relation to individual CWR taxa (in order to assist prioritization for conservation), there is also a need to assess threat in relation to conservation planning (i.e., to identify those important CWR areas most likely to be threatened). In terms of threat assessment for taxa, IUCN categories have recently been applied by Cheffings (2004) for all the taxa included in the New Atlas of the British and Irish Flora (Preston *et al.*, 2002a), using the most recent IUCN Red List criteria (IUCN, 2001). Thirteen of the UK's CWR taxa have been assessed as threatened: *Apium repens* (Jacq.) Lag. and *Valerianella rimosa* Bastard are Critically Endangered; *Lactuca saligna* L., *Allium sphaerocephalon* L. and *Pyrus cordata* Desv. are Endangered; *Scorzonera humilis* L., *Trifolium bocconeii* Savi, *T. incarnatum* subsp. *molinerii* (Balb. ex Hornem.) Ces., *T. strictum* L., *Asparagus officinalis* subsp. *prostratus* (Dumort.) Corb., *Cynodon dactylon* (L.) Pers., *Festuca longifolia* Thuill. and *Poa flexuosa* Sm. are Vulnerable; and one is Extinct in the Wild (*Bromus interruptus* (Hackel) Druce). Only one UK CWR species is currently covered by international obligations for its protection — that is *Apium repens* L. which is listed in the EU Habitats Directive, Annexes IIb and IVb, under the Bern Convention Annex II and under CITES Appendix II. However, all wild plants are protected by law in the United Kingdom. Under the Wildlife and Countryside Act 1981, it is illegal to uproot any plant without permission from the landowner or occupier. Active conservation measures, such as Biodiversity Action Plans, exist for three taxa: *Apium repens* L., *Asparagus officinalis* subsp. *prostratus* (Dumort.) Corb and *Valerianella rimosa* Bastard.

Among the region's or country's Important CWR Areas there is a twofold requirement: first, to focus conservation effort in areas least threatened by such factors as changes in cultivation practices, civil strife, habitat fragmentation, over-exploitation, over-grazing, competition from exotic invasive species, increased urbanization and of course climate change, so that the sites selected maximize long-term sustainability; and second, where there is a real prospect of genetic erosion or extinction of CWR taxa, to eliminate or minimize the threats to CWR taxa and ensure the CWR taxonomic and genetic diversity located in the area is adequately represented in *ex situ* collections. This involves some form of comparative assessment of the various putative causative factors of genetic erosion in Important CWR Areas, possibly by application of some form of scoring technique such as that proposed by Guarino (1995) for genetic erosion assessment of taxa.

## 2.6 CWR gap analysis

The identification of 'gaps' in conserved diversity is widely referred to as 'gap analysis' — a concept that was initially proposed as a conservation evaluation technique to identify areas in which selected elements of biodiversity are under-represented (Margules, 1989) and which was largely applied to indigenous forests, particularly on small islands rich in endemic species. However, the concept of gap analysis can equally be used to evaluate CWR taxonomic and genetic diversity and help develop future strategies for CWR genetic conservation.

The assessment of taxonomic and genetic conservation efficiency effectively involves a comparison of natural *in situ* CWR diversity with the diversity that has been sampled and conserved either *in situ* or *ex situ* (Maxted *et al.*, 2008). Ideally, conservationists would assess the inherent genetic diversity within the taxa being reviewed; however, this is rarely

possible because existing knowledge of patterns of genetic diversity are not generally available (except for a limited number of rare or threatened taxa of high conservation value), and resources are not usually available to collate the genetic diversity information *de novo*. Therefore, in the absence of 'real' genetic diversity information it is necessary to employ the proxy of ecogeographic diversity. For example, if a priority CWR species is distributed throughout a country, and unless there is evidence to the contrary, it can be assumed that genetic diversity is partitioned in relation to ecogeographic diversity, and sampling from the maximum diversity of locations will result in the most genetically diverse samples. In this case, disparate ecogeographic locations would be identified for the establishment of genetic reserves or the sampling of populations for *ex situ* conservation.

## 2.7 Development of *in situ/ex situ* CWR conservation strategies

The result of the ecogeographic diversity and gap analysis is a list of Important CWR Areas known to contain prioritized CWR species. The next step is to identify which combination of these sites contains the optimal or 'best' sample of CWR species in the minimum number of protected areas. The first protected area chosen is likely to be the site that contains the highest concentrations of actual and predicted CWR richness. The second protected area chosen is not necessarily the site with the second highest CWR richness because the species and diversity present in the second site may simply duplicate those in the first; therefore, the second site selected is the one with the highest concentrations of actual and predicted species not present in the first site, and so on (Pressey and Nicholls, 1989; Pressey, *et al.*, 1993; Rebelo, 1994). There is, however, likely to be some duplication of species between protected areas because of the widespread distribution of common species; therefore, it is also advisable to select protected areas located in diverse locations—for example, in the extreme north and south of the country, or at sea level and on high land, etc. For the UK, detailed distribution data at a 10 x 10 km grid square scale were made available by the Botanical Society of the British Isles via the NBN Gateway for 226 of the 250 CWR priority taxa, and these were overlaid to identify the UK CWR hotspots (see Annex 1) (Maxted *et al.*, 2007).

The CWR gap analysis and subsequent development of national CWR conservation priorities leads to the identification of Important CWR Areas (i.e., those sites in which to establish national CWR reserves) and priority CWR populations under-represented in *ex situ* collections. Thus far, the process has been focused at the national level; however, specific decisions will require implementation at the local level. Although ideal locations for CWR reserve sites may have been identified at a national level, there is an obvious need to confirm that the desired CWR diversity is actually present at the site. Although the location and establishment of specific CWR genetic reserves within existing protected areas is an ideal way forward, given possible financial constraints, the creation of new protected areas for CWR conservation should not be excluded from consideration, especially as many CWR species are located in disturbed habitats that may not previously have been considered appropriate for the establishment of protected areas. Determination of the actual number of specific CWR genetic reserves will ultimately be pragmatic—dictated by the resources available for *in situ* CWR conservation as well as the size of the country and richness of its CWR flora. However, if the case of the UK is cited as an example, 17 sites in existing protected areas (nine in Special Areas for Conservation and eight in Sites of Special Scientific Interest) were nominated to ensure 226 or 67% of CWR taxa were conserved *in situ*. As a result two thirds of the priority CWR taxa were located in the network of UK CWR genetic reserves.

As already stressed, it is undoubtedly the case that numerous, existing protected areas contain a wealth of CWR taxa; however, these protected areas are likely to have been established to conserve habitats or mega-fauna rather than CWR species, so the number of CWR species monitored is unlikely to be large unless they are coincidentally keystone or indicator species as well as being CWR. Therefore, in general, CWR conservation within existing protected areas is likely to be passive, and individual populations may possibly decline or even be lost entirely. It is therefore important that if an existing protected area is provided with the designation of a 'national CWR genetic reserve', the management plan is amended to give priority to active CWR conservation and positive action is triggered before any deleterious effect can impact on the CWR populations present.

The original protected area designation is also likely to have been based on charismatic fauna, rare or threatened taxa, or a beautiful landscape; few protected areas have yet been established because they contain priority CWR taxa. Therefore, when designating key national CWR protected areas, the sites are likely to have been selected because they contain abundant and genetically diverse CWR populations; but the management of these populations may conflict with the management required for the species that the protected area was originally designated to conserve. Therefore, amendment to the protected area management plan to accommodate the new CWR priority needs to avoid any detrimental effects on other sympatric species. The first step in formulating the revised management plan is to observe



the biotic and abiotic dynamics of the site for both CWR and non-CWR species. There is a need to survey the species present in the ecosystem to help understand the ecological interactions within the reserve. A clear conservation goal should be decided and a means of implementation agreed that may involve some compromise between the priorities for CWR and non-CWR species conservation.

When undertaking *ex situ* gap analysis, the conservation of the target taxon should take account of all *ex situ* techniques; however, for the majority of species, *ex situ* conservation is likely to be restricted to germplasm accessions held in gene banks. Therefore, the process of establishing *ex situ* CWR conservation priorities involves comparing the CWR taxon's actual distribution to the pattern of distribution recorded by gene bank holdings for the same taxon. Non-congruent sampling will highlight areas that are future *ex situ* CWR conservation priorities.

Associated with implementation of the *in situ* and *ex situ* strategies identified by the gap analysis are useful conservation statements for individual taxa that outline the actual and proposed actions to be implemented. As such the production of CWR Action Plans is a useful way of summarizing the conservation strategy developed for individual CWR taxa. The CWR Action Plan would ideally contain information on nomenclature, classification, description, image, distribution, ecogeography, current conservation status and action, threat assessment, uses, additional conservation action required, research and monitoring requirements, and incorporation in existing national or local conservation initiatives. Examples of CWR Action Plans for the UK are available at <http://www.grfa.org.uk/>.

In obligation to the CBD Strategic Plan (decision VI/26) (CBD, 2002b), it is necessary to achieve a significant reduction of the current rate of biodiversity loss at global, regional and national levels by 2010, as a contribution to poverty alleviation and to the benefit of all life on earth. Also, more specifically, decision VII/30 of the Conference of the Parties (COP) to the CBD was adopted to facilitate the assessment of progress towards the 2010 Biodiversity Target (CBD, 2002b) by identifying indicators of biodiversity "trends in genetic diversity of domesticated animals, cultivated plants, and fish species of major socioeconomic importance". Once established, the key national CWR protected areas provide an opportunity to monitor and assess short and longer term changes in CWR diversity as a contribution towards the CBD 2010 Biodiversity Target.

## 2.8 CWR utilization

The establishment and management of the national CWR genetic reserves is not an end in itself. There is an explicit link, especially for socio-economically important species like CWR, between genetic conservation and utilization—genetic conservation must facilitate utilization, either now or in the future. This point is highlighted in the CBD and in this context any utilization should be "sustainable" and "meet the needs and aspirations of present and future generations" (CBD, 1992).

The national utilization of the material conserved in the protected area may be divided among general and professional users. The general users of protected areas are people at large, and whether local, national or international, their support may be essential for its long-term political and financial viability (in fact, in some countries, the general public ultimately finance the establishment and continuation of protected areas through taxation). Some members of the public may wish to visit protected areas and this clearly should be encouraged as an educational exercise. Therefore, the protected area design should ideally take into account the needs of visitors by including visitor centres, nature trails, lectures, etc. They are also likely to bring additional income to the protected area itself through guided tours and the sale of protected area information packs.

The long-term sustainability of protected areas can only be ensured through their use; therefore, interest among stakeholders in the biodiversity located in the protected area needs to be stimulated. Just as botanic gardens often stimulate interest in the general public by including specimens of crops, to show for example what a banana, coffee or rice plant looks like, the protected area manager can raise the profile of the site they manage by paying particular attention to the CWR species native to the site and advertising their presence to potential user communities.

Professional utilization of CWR species conserved in a protected area is similar to professional utilization of *ex situ* conserved germplasm. One of the main disadvantages of *in situ* as opposed to *ex situ* conservation of CWR is that it is more difficult for the plant breeder to gain access to the CWR material and seed is only available for a proportion of the year (Hawkes, 1991). To avoid or lessen this problem, protected area managers should attempt to characterize, evaluate and publicize the germplasm that can be found at the site, possibly in collaboration with those likely to use the material. The onus is on protected area managers, just as it is on gene bank managers, to promote utilization of the material in their care.

## 2.9 Research and education

---

The protected area can act as a general research platform for field experimentation. There is a real need for a better understanding of species dynamics within protected areas to aid the sustainable management of the specific taxa, but also as a more general experimental tool for ecological and genetic studies of *in situ* conserved species. Research activities based on the material conserved should be encouraged as they provide another use for the material conserved and another justification for establishing the protected area.

Specifically in terms of research priorities, the establishment of the national CWR reserves — possibly within a network of regional and international CWR reserves — will clearly facilitate national monitoring of CWR species as required by the CBD Strategic Plan (decision VI/26) (CBD, 2002b). This will necessarily involve routine monitoring of taxonomic, demographic and genetic diversity changes. Linked to the identification of drivers of change, it would mean that action could be taken to reduce current rates of CWR loss, and enable modelling and prediction of future changes associated with future habitat management scenarios.

In many cases, the work of professional users, the general public and local people can be linked through partnership within non governmental organizations (NGOs), especially those that are conservation volunteers, or are involved in sustainable rural development or use of resources in accordance with traditional cultural practices. Raising public and professional awareness of the need to conserve CWR can only engender sustainability, both for specific protected areas and conservation actions in general. All partners will therefore share the goals of sustainable use of biological resources, taking into account social, economic, environmental and scientific factors which form a cornerstone of the nation, proposals to implement Agenda 21.

## 2.10 Linkage to *ex situ* conservation and duplication

---

It would be foolish to implement a national CWR strategy and establish key national CWR protected areas without a safety back-up to ensure the conservation of the germplasm; therefore, population samples should be collected and deposited in appropriate *ex situ* collections. In this context, if the germplasm user does not have a specific requirement for material from a reserve, the gene bank may be seen to act as a staging post for those wishing to utilize the germplasm originally conserved *in situ*. Although both *ex situ* and *in situ* techniques have their advantages and disadvantages, they should not be seen as alternatives or in opposition to one another—rather, the two strategies are complementary. By definition, it is not possible to duplicate material from one reserve to another without the material being taken *ex situ*. But it is worth emphasizing here that it would again be foolish to entirely focus *in situ* conservation effort on a single reserve—multiple reserves should be established where possible to ensure that sufficient populations are actively conserved so that a catastrophic event affecting one reserve would not lead to the loss of all the germplasm conserved *in situ*.

As already highlighted, the national and global strategic approaches to CWR conservation should not be seen as alternative approaches—they, along with the individual approach, should form a holistic matrix to conserve overall CWR diversity. As well as ensuring the conservation of national CWR diversity, the national network of CWR genetic reserves may also contribute to the global network of CWR genetic reserves if they contain CWR of global importance. Thus, some national CWR genetic reserves, particularly those in Vavilov centres of diversity, may also be designated as CWR genetic reserves of international importance and be part of the global network. Conversely, it is logical that each protected area included in the global network is also nominated as part of a country's national CWR genetic reserve network.

## PART 3: IMPORTANT AREAS AND CONSERVATION GAPS FOR CWR

As outlined in Part 1 of this report, there are two primary strategic approaches to systematic CWR conservation—the national and global approaches. Having outlined how a national approach might be taken (Part 2), we now turn to the application of the global approach and the establishment of a *Global Network of CWR Genetic Reserves*. Due to the vast number of CWR that exist globally, this approach focuses on the conservation of a selection of globally important crop gene pools; thus, the approach is monographic (i.e., focusing on the conservation of particular taxa), rather than floristic (i.e., where the entire CWR flora of a country or area is conserved). In this part of the report, we explain how the global approach can be implemented, from the selection of priority crop gene pools to the prioritization of taxa within these gene pools and the application of *in situ* gap analysis to identify priority sites for inclusion in the global network of CWR genetic reserves. This is a preliminary background study which provides the basis for further research into each of the crop gene pools selected. It should not be viewed as a final concrete proposal for the establishment of specific genetic reserves. For each of the crop gene pools included in this study, specific recommendations are provided, and where further research is needed, this has been highlighted.

### 3.1 Methodology

#### 3.1.1 Selection of priority crop gene pools

The crops included in this background study are, firstly, those that have been identified as being of major importance for food security in one or more sub-regions of the world (FAO, 1998) and are listed in Annex I of the ITPGRFA (FAO, 2001), which is a list of PGRFA established according to criteria of food security and interdependence. These are: finger millet (*Eleusine coracana*), barley (*Hordeum vulgare*), sweet potato (*Ipomoea batatas*), cassava (*Manihot esculenta*), banana/plantain (*Musa acuminata*), rice (*Oryza sativa*), pearl millet (*Pennisetum glaucum*), potato (*Solanum tuberosum*), sorghum (*Sorghum bicolor*), wheat (*Triticum aestivum*) and maize (*Zea mays*). Each of these crops supplies more than 5% of the plant-derived energy intake in one or more sub-regions of the world (FAO, 1998). Both finger millet and pearl millet are included in this study because they are listed independently in the ITPGRFA. Secondly, we have included three further crops that are listed in Annex I of the ITPGRFA, are regionally important, and for which data are readily available—cowpea (*Vigna unguiculata*), faba bean (*Vicia faba*) and garden pea (*Pisum sativum*).

Analysis of data extracted from the FAOSTAT database (major food and agricultural commodities and producers – <http://www.fao.org/es/ess/top/country.html>) shows that most of these crops, as well as being globally and/or regionally important for food security, are also of high economic value to many countries; in particular, bananas, rice, potatoes, wheat and maize. Millet, barley, sweet potato, cassava, cowpea and sorghum also frequently appear in country lists of the 20 most important food and agricultural commodities, ranked by monetary value. However, the main selection criterion for priority crops is based on their importance for global and/or local food security. For example, if selection was based on crops of the highest economic value, tomatoes would be ranked as one of the most important crops. Tomato is not considered to be significant in terms of food security and is therefore not included in this study.

As noted by FAO (1998), the selection of crops treated in this background study does not constitute a definitive list of staple or important food crops. However, in addition to their importance for food security, this selection also includes examples of different crop groups (cereals, food legumes, roots and tubers), species with different breeding systems (cross-pollinating, self-pollinating, clonally propagated) and crops of temperate and tropical origin (FAO, 1998); thus, lessons learned in the *in situ* conservation of these crop gene pools will be useful for other similar crop groups. Furthermore, a great deal of resources have already been invested in the conservation (mainly *ex situ*) and improvement of some of these crops—most notably rice, wheat and maize—while for others (e.g., cassava, sweet potato and plantain), there has been relatively little investment (FAO, 1998); therefore, useful comparisons can be made. Note that while sugar cane and soybean are identified as crops of major importance for food security in *The State of the World's Plant Genetic Resources for Food and Agriculture* (FAO, 1998), they are not included in Annex I of the ITPGRFA and have therefore been excluded from this study. A further consideration in the selection of crop gene pools has been the inclusion of crop groups that occur within each of the eight Vavilov 'centres of diversity':

1. Tropical Centre (South China, India and Southeast Asia)
2. East Asiatic Centre (Central and West China, Korea, Japan and Taiwan)
3. Central Asia and Northwest India (Uzbekistan, Kazakhstan, Kirgizstan and India)



4. South West Asiatic Centre (Turkey, Iran and Afghanistan)
5. Mediterranean Centre (countries bordering the Mediterranean sea)
6. Abyssinian Centre (Ethiopia)
7. Central American Centre (South Mexico and Central America)
8. Andean Centre (Peru, Ecuador, Bolivia and Chile).

Therefore, the crop groups selected present a global representation of crop and CWR diversity.

This background study therefore provides information on the status and needs of a selection of crops of major importance for food security in one or more sub-regions of the world and/or locally important, as the baseline for the establishment of a network of *in situ* genetic reserves to conserve the wild relatives of these crops. Not all globally and locally important food crops have been included in this study—only a sample of the food crops of global importance for food security are included. The intention of this report is to provide preliminary recommendations for the *in situ* conservation of a selection of important food crops, but also to provide a platform for further research into these, and other important crop groups. Furthermore, the methodology presented in this report can be applied to other crop groups in the future.

### 3.1.2 Selection of target species

Within each crop gene pool, the wild relatives that are most closely related to the cultivated taxon are generally given priority over the more distantly related species because these are the taxa that can more easily be used in crop improvement using conventional breeding methods. However, we have also reviewed the literature for information on the known uses or potential uses for crop improvement of all species within the same genus as the crop, and in cases where a more distantly related taxon has been highlighted as a gene donor (or potential gene donor) these are also afforded conservation priority. Of these prioritized taxa, those in most urgent need of conservation action are given precedence (i.e., those with a very limited geographic range—often endemic taxa—and/or known to be under threat).

It has been argued that in the light of recent biotechnological advances, all wild species are potential gene donors to crops (Maxted *et al.*, 1995). However, this kind of advanced breeding application remains relatively expensive and technically challenging and is currently mainly restricted to developed economies; therefore, the use of close CWR in inter-species gene transfer is likely to remain the global norm. However, we should point out that other distantly related taxa that have not yet been identified as potential gene donors for crop improvement may also be important as gene donors in the future, particularly in the light of climate change; therefore, they should not be ignored in conservation planning for crop gene pools in general and in future expansion of the network of CWR genetic reserves. Widespread and common taxa may also be overlooked in conservation planning, based on the assumption that no active conservation is necessary. However, there is a danger that many of these taxa could become more restricted and threatened in the future—particularly in response to climate change. Furthermore, individual populations of these taxa may harbour important genes adapted to particular environmental conditions—genes that may confer important traits to improve crops in the future. Therefore, ideally, all CWR, both closely and more distantly related and both rare and widespread, should eventually be actively conserved, both *in situ* and *ex situ*.

Therefore, while this study primarily targets the rare and threatened taxa that are most closely related to the crop species, or that have shown promise in crop improvement programs, the *in situ* network of CWR reserves should in the long term be expanded to ensure that all taxa of potential importance for crop improvement are actively conserved. In particular, selected populations of the primary and secondary wild relatives that are widespread and common should be actively conserved throughout their range, ensuring that populations representing the extremes of the range (both geographically and topographically) are conserved. Populations of these taxa that already occur within protected areas should also be monitored. In some cases, it may be possible to establish a reserve that conserves multiple CWR taxa, which, when possible, has obvious advantages. This possibility is explored in this study with regard to the target crops included and is also illustrated with a case study on the establishment of CWR genetic reserves in the United Kingdom (see Annex 1).

In this study, we have aimed to utilize the Gene Pool concept of Harlan and de Wet (1971), which formalizes Vavilov's earlier recognition that within each crop there is a potential pool of genetic diversity available for utilization and a gradation of that diversity dependent on the relative crossing ability between the crop itself and the primarily non-domesticated species in the primary, secondary or tertiary Gene Pool of the crop (Maxted *et al.*, 2006).



The Gene Pool concept can be summarized, thus:

- GP1 – the primary Gene Pool, within which GP 1A contains the cultivated forms and GP 1B the wild or weedy forms of the crop;
- GP2 – the secondary Gene Pool, which includes the coenospecies (less closely related species) from which gene transfer to the crop is possible but difficult using conventional breeding techniques;
- GP3 – the tertiary Gene Pool, which includes the species from which gene transfer to the crop is impossible, or if possible requires sophisticated techniques such as embryo rescue, somatic fusion or genetic engineering.

Using the Gene Pool concept, those taxa that are in GP1 and GP2 should generally be afforded conservation priority over taxa in GP3, except in cases where a taxon in GP3 has shown promise as a gene donor and/or is very rare or highly threatened.

Although the Gene Pool concept provides a useful tool for conservation planning, relatively few crop gene pools are sufficiently well studied to apply the concept. For those crops for which insufficient information is available to apply the Gene Pool concept, Maxted *et al.* (2006) have proposed an alternative 'proxy' means of establishing the degree of relatedness between crops and their wild relatives by using the Taxon Group concept. This can be applied to define a crop wild relative's rank as follows:

- TG 1a – crop
- TG 1b – same species as crop
- TG 2 – same series or section as crop
- TG 3 – same subgenus as crop
- TG 4 – same genus
- TG 5 – same tribe but different genus to crop

A partial constraint on the application of the Taxon Group concept is that taxonomists do not always provide a detailed infra-generic ranking for genera when they publish a classification. The solution to this is that where levels of the taxonomic hierarchy are absent, the next highest Taxon Group should be applied (Maxted *et al.*, 2006). For example, if a crop is located in a genus where sections have not been defined but subgenera have, then the crop would be placed in TG1a, and other taxa within the same species (i.e., varieties or subspecies) as the crop would be placed in TG1b. It would not be possible to use TG2, but species found in the same subgenus would be members of TG3 and those in other subgenera in TG4. If no sections or subgenera are defined, all species in the same genus as the crop would be placed in TG4 and those in other related genera in TG5.

Application of the Taxon Group concept assumes that taxonomic distance is positively related to genetic distance. Although some authors have asserted that this relationship may not hold because of inconsistencies amongst taxonomists when describing species, Maxted *et al.* (2006) believe that the taxonomic hierarchy is likely to be an approximation of actual genetic distance and therefore, for practical purposes, classical taxonomy remains an extremely useful means of estimating genetic relationships.

In this study, where genetic information is available and taxa have been classified using the Gene Pool concept, wild relatives in GP1B and GP2 are generally afforded conservation priority, except for some specific cases where taxa in GP3 have shown promise as gene donors and/or have restricted distributions. Therefore, for those crops where this information is not available, we have applied the Taxon Group concept, and where applicable afforded priority to those taxa within TG1b and TG2. For crop genera that have not been sub-classified into sections or subgenera, the available information on genetic and/or taxonomic distance has been analysed to make reasoned assumptions about the most closely related taxa.

In order that each crop case study in this report is consistent in the data presented, whichever classification of the degree of relatedness of the wild relatives to the crop has been used, we have presented them as being either primary, secondary or tertiary wild relatives, and in each case, the appropriate reference or explanation for the classification is given. Readers should note that the primary, secondary and tertiary taxon groups delineated in this study do not equate to GP1, GP2 and GP3 unless a specific reference is given to a Gene Pool concept classification. Rather, the groups are indicative of the degree of relatedness of the taxon to the crop, according to the available information—the primary group being the most closely related, the secondary group less closely related, and the tertiary group being distantly related taxa within the same genus as the crop. In cases where there are a large number of taxa in the tertiary wild relative group, we have not listed individual taxa, but noted the number of taxa in the group and provided a reference for further information. Tertiary wild relatives are also only included to species level.



Different taxonomic classifications have historically been applied to each of the crop complexes included in this study — we have used either the generally accepted classification or the most recent classification. However, it is important to note that these classifications may not be recognized by all taxonomists and conservation practitioners.

### 3.1.3 Selection of target sites

Like any other group of wild plant species, CWR are located both within and outside existing protected areas; however, the most efficient approach to establishing CWR genetic reserves is to set them up within existing protected areas when possible (Maxted *et al.*, 2008). Therefore, the most appropriate protected areas (e.g., national parks and heritage sites) in which to locate genetic reserves need to be identified. To achieve this, distribution data have been obtained for the target species identified within each crop gene pool<sup>9</sup> and a GIS programme used to map these data along with protected area data, to ascertain whether populations of the target species are likely to occur within their boundaries. Using this method, we have identified the protected areas that are predicted to contain populations of the target CWR; however, it will be necessary to confirm or ground truth the actual existence of a target taxon population or populations within these sites. This can be achieved by contacting the protected area manager via the national organization with overall responsibility for protected area designation and management (usually a government department or government-designated organization). Obviously, not all the target taxa occur within existing protected areas; therefore, we have also identified high priority sites that contain (or are likely to contain) populations of target taxa that are currently not protected.

In some cases, the range of the target taxon will define the precise site or sites where active *in situ* conservation is needed (obviously, if a taxon is only known to occur at one location and is considered a high priority as a potential gene donor, then that single location must be targeted for genetic reserve establishment, whether the taxon occurs within an existing protected area or not). Where the geographic range of the target taxon is broader, sites should ideally be selected to represent the widest range of ecogeographic characteristics as possible. For example, if populations of the target taxon are known to occur both in lowland and mountainous areas, ideally, reserves should be established for selected populations in both habitats because the populations are likely to contain unique genetic adaptations to these different environments.

Target taxon populations that occur within existing protected areas should be prioritized for inclusion in the CWR genetic reserve network on the basis that they have already been afforded some degree of protection, even if only by default. However, it is important to stress that even though a target taxon population may occur within the boundaries of a protected area, this does not automatically mean that the population is actively conserved. On the contrary, few protected areas are established to conserve specific target taxa, and those that have tend to focus on animal conservation. To conserve the range of genetic diversity inherent in CWR populations, active site management and monitoring is needed—many protected areas do not even have management plans, and those that do, are often limited by financial resources and lack of capacity to put the plan into practice.

If no target taxon populations occur within existing protected areas, these populations should also be immediately prioritized for inclusion in the CWR genetic reserve network on the basis that they have not already been afforded any degree of protection. Obviously, in this case, new protected areas will need to be established; which presents a greater challenge.

For some target taxa, it may be necessary to conserve populations both inside and outside existing protected areas, depending on a range of ecogeographic factors (i.e., since the aim is to conserve the widest range of genetic diversity within and between CWR populations, it may be necessary to conserve populations that occur within different environmental envelopes, such as different elevations, different water regimes, or different soil types). Ideally, detailed ecogeographic surveys should be carried out for each of the target taxa in order to conserve the maximum genetic diversity. Furthermore, in the light of climate change, projections should be made when possible to assess the likelihood of the taxon's range changing significantly in the coming decades. When this type of information is available, the

---

<sup>9</sup> For this background study, it has not been possible to obtain all available occurrence data for all the target taxa (i.e., by visiting herbaria and consulting the full range of Floras). However, we have consulted the primary references for each of the target taxa and also obtained occurrence data by using online information portals (such as the Global Biodiversity Information Facility (GBIF) and the USDA National Plant Germplasm System (NPGS)), as well as personal data based on our own research or data provided by colleagues. While the results of this analysis provide a good indication of the distribution of the target taxa, further detailed studies should be carried out to obtain the most detailed information possible before taking steps for the final recommendation and establishment of the CWR genetic reserve network.

possibility of linking protected areas to allow for this migration and secure suitable habitat for the continued survival of the populations, should be investigated. However, with limited resources and an urgent need to afford some degree of protection to target CWR populations, pragmatic decisions often have to be made, based on the information available to us now.

Nomination of reserves at the target locations may also be hindered by a range of socio-political and economic factors, such as land use conflicts, issues of land ownership, lack of local support, insufficient funding, or lack of infrastructure and capacity for reserve establishment. However, these issues are outside the scope of this background study and will need to be carefully investigated on a site by site basis. The end point of this background study is the identification of priority sites for CWR genetic reserve establishment, regardless of their socio-political feasibility for inclusion. Where possible, a range of alternative sites are recommended and ranked according to their suitability based on taxonomic and genetic considerations.

A further important consideration is for the establishment of reserves in Vavilov's 'centres of diversity', or 'centres of origin' of crop plants, as outlined above. These are the areas of the world that are recognized as not only being the centres of diversity for crop complexes, but also the centre of domestication too. While the establishment of reserves in the Vavilov centres is desirable, this does not negate the need for genetic reserve establishment for the target taxa outside their centres of origin/diversity—this has to be considered on a case by case basis.

### 3.1.4 Data collation and analysis

For this study, data were collated from a variety of sources; including peer-reviewed literature, books, the internet, databases and personal communications. National and international protected area data were downloaded from the World Database on Protected Areas (<http://www.unep-wcmc.org/wdpa/index.htm>). These data are freely available for non-commercial use. Geographic data were analysed in ArcGIS 9.2 and maps produced from the same software. An MS Access database was also created to organize the list of priority crops and taxa within each crop gene pool.

## 3.2 Crop case studies

For each crop included in this study, taxon data sheets have been produced that provide the following information:

- **Crop common name** – primary vernacular name used
- **Crop scientific name** – the crop taxon to which the CWR are related
- **Principle synonym(s)** – commonly used synonyms
- **Global, regional and local importance** – a review of the uses of the crop and its socio-economic importance
- **Taxonomic classification** – the classification used in this study and discussion of taxonomic issues
- **Wild relatives** – a list of CWR classified according to their relative degree of relationship to the crop (primary, secondary and tertiary wild relatives)
- **Distribution and centre of diversity** – discussion of the distribution of the crop and its wild relatives, outlining the centre(s) of diversity
- **Known uses of wild relatives in crop improvement** – a review of crop breeding efforts that have utilized wild relatives
- **Priority taxa** – identification of the highest priority taxa for immediate inclusion in the CWR genetic reserve network, with supporting justification
- **Priority sites** – identification of the highest priority sites for immediate inclusion in the CWR genetic reserve network, with supporting justification
- **Recommendations** – recommended conservation actions and requirements for further research

The crops are organized by alphabetical order according to crop genus, thus:

1. Finger millet (*Eleusine coracana*)
2. Barley (*Hordeum vulgare*)
3. Sweet potato (*Ipomoea batatas*)
4. Cassava (*Manihot esculenta*)
5. Banana/plantain (*Musa acuminata*)
6. Rice (*Oryza sativa*)
7. Pearl millet (*Pennisetum glaucum*)



8. Garden pea (*Pisum sativum*)
9. Potato (*Solanum tuberosum*)
10. Sorghum (*Sorghum bicolor*)
11. Wheat (*Triticum aestivum*)
12. Faba bean (*Vicia faba*)
13. Cowpea (*Vigna unguiculata*)
14. Maize (*Zea mays*)

### 3.2.1 Finger millet

#### Scientific name

*Eleusine coracana* (L.) Gaertn. (*Poaceae*)

#### Principle synonyms

*E. africana* K.-O'Byrne, *E. indica* (L.) Gaertn. subsp. *africana* (K.-O'Byrne) S.M. Phillips

#### Global, regional and local importance

Finger millet is a cereal crop cultivated for food and for making beer (Phillips, 1974), as well as for fodder and medicinal uses (Bisht and Mukai, 2002; Oduori, 2005). It is a hardy crop that can be grown in very diverse environments, has an excellent food value and is easily stored for long periods. It is the most important minor millet in the tropics and, grown in more than 25 countries in Africa and Asia, accounts for 12% of the global millet area (ICRISAT, 2008). It is a potential and nutritious crop for the increasing world population, particularly in arid and semi-arid regions where it is usually ranked third in cereal production, after sorghum and pearl millet (Bisht and Mukai, 2002). Major producers are Uganda, India, Nepal, and China (ICRISAT, 2008).

Finger millet is an important staple crop in many parts of Africa (AGPC, 2008), where it competes with maize for the best agricultural land in regions with between 900 and 1200mm of annual rainfall (de Wet, 1995a). It is the most important small millet grown in eastern and southern Africa (Oduori, 2005) and is a major cereal in the Lake Victoria region, particularly in western Uganda (de Wet, 1995a). Finger millet serves as a subsistence and food security crop that is especially important for its nutritive and cultural value (Oduori, 2005). The crop is also grown in India, where it is a favoured cereal because of its high yield and resistance to pests and diseases (de Wet, 1995a).

As well as its importance as a staple crop, finger millet and its wild relatives can also serve as a gene pool for various important characters and disease resistant genes for the improvement of more widely grown cereals (Bisht and Mukai, 2002; Rasmussen, 2006). The close wild relative, *E. coracana* subsp. *africana* (syn. *E. africana*) is harvested as a wild cereal during times of scarcity (de Wet, 1995a), while *E. floccifolia* (Forssk.) Spreng. is locally important in Ethiopia, where it is widely used for making baskets and other household craft items (Phillips, 1995).

#### Taxonomic classification

The genus *Eleusine* Gaertn. (*Poaceae*, subfamily *Chloridoideae*) is composed of nine annual and perennial species, with eight African species recognized by Phillips (1972) and one New World species (*E. tristachya* (Lam.) Lam.) native to Argentina and Uruguay (Lovisoló and Galat, 2007). The range of the genus has been extended by widespread introduction of the crop (*E. coracana*) throughout the tropics and the common weed often associated with cultivation, *E. indica* (L.) Gaertn. (the two species commonly introgress when grown together (Phillips, 1974)). There is no formal recent classification of the genus, but in a recent study of nuclear ITS and plastid trnT-trnF sequences, Neves *et al.* (2005) confirmed the close relationship of *E. coracana* and *E. indica*, and of these taxa to *E. kigeziensis*, and further note that all three species show considerable morphological similarities.

#### Wild relatives

The taxonomy of the genus *Eleusine* has been the subject of considerable debate. The Gene Pool concept has not been applied to *Eleusine* and it is difficult to apply the Taxon Group concept since it is a small genus of nine species which has not been subdivided into sections or series. Assumptions regarding the primary, secondary and tertiary wild relatives have therefore been made on the basis of a review of the available literature.

In a study of genome origins and genetic diversity in *Eleusine*, Salimath (1995) found that the three species, *E. coracana*, *E. indica* and *E. tristachya* (Lam.) Lam. form a close genetic assemblage. More recently, Bisht and Mukai (2002) found that *E. coracana*, *E. africana*, *E. indica*, *E. tristachya*, *E. floccifolia* and *E. intermedia* (Chiov.) S.M. Phillips are closely related and



that there is introgression between them. However, Salimath (1995) found *E. floccifolia* (along with *E. compressa* Forssk.) to be the most distinct among the species examined, while Neves *et al.* (2005) contradicts Bisht and Mukai's (2002) assertion that *E. floccifolia* is the second genome donor (along with *E. indica*) to *E. coracana*, which raises a question over the position of this taxon in the gene pool.

Based on the most recent study of the infrageneric relationships in *Eleusine* (see Neves *et al.*, 2005), we have classified *E. africana*, *E. indica*, and *E. kigeziensis* S.M. Phillips as the primary wild relatives of *E. coracana* (which together form the phylogenetic 'CAIK' clade) and *E. tristachya* secondary wild relative status on the basis that it is sister to the 'CAIK' clade (together forming the 'CAIKT' clade). We should point out, however, that Neves *et al.* (2005) mention that attempts to produce artificial hybrids between *E. indica* and *E. coracana* have resulted in sterile plants, which suggests that this taxon may be better placed in the secondary wild relative group. The authors note that *E. indica* seems to be genetically isolated from the tetraploid taxa (which includes *E. coracana* and *E. africana*), but that *E. indica* and *E. africana* derive from a common ancestor. However, earlier studies by Bisht and Mukai (2002) found free genetic flow between *E. indica* and *E. africana* (and other taxa – see above); therefore, further crossing experiments are needed to confirm the status of this taxon. Note that Neves *et al.* (2005) support the view of some other authors that *E. africana* should only be afforded subspecific rank (i.e., *E. coracana* subsp. *africana*); however, we have maintained specific status for this taxon in this study because there is currently no consensus.

Neves *et al.* (2005) suggest that *E. floccifolia* and *E. intermedia* are closely related and sister to the 'CAIKT' clade, but that further analysis is required to confirm this. Since earlier studies showed these two species to be closely related to the primary wild relatives, we have included them in the secondary wild relative group, along with *E. tristachya*. Neves *et al.* (2005) note that *E. multiflora* Hochst. ex A. Rich is distantly related to the 'CAIK' clade; therefore, *E. multiflora* has been classified in this study as a tertiary wild relative, along with *Octochloa compressa* (Forssk.) Hilu, previously classified as *E. compressa* (Bisht and Mukai, 2002). The position of *E. multiflora* is supported by Phillips (1972) who concluded that the taxon is totally different from the rest of the diploid species of *Eleusine* and shares some similarities with the genus *Acrachne*.

The genetic relationship of *E. jaegeri* Pilger with *E. coracana* is not clear. Bisht and Mukai (2001) found that the genomic DNA of *E. jaegeri* (and *E. multiflora*) did not show any hybridization signals with the chromosomes of *E. coracana*, while Neves *et al.* (2005) found that *E. jaegeri* (along with *E. multiflora*) form the earliest diverging lineage in the genus. Bisht and Mukai (2002) also designated *E. jaegeri* as having a different genome to the primary and secondary wild relatives (as classified in this study). On this basis, we have also afforded *E. jaegeri* with tertiary wild relative status. However, further genetic studies are needed to confirm these assumptions.

#### **Primary wild relatives**

- *Eleusine africana* K.-O'Byrne
- *E. indica* (L.) Gaertn.
- *E. kigeziensis* S.M. Phillips

#### **Secondary wild relatives**

- *E. tristachya* (Lam.) Lam.
- *E. floccifolia* (Forssk.) Spreng.
- *E. intermedia* (Chiov.) S.M. Phillips

#### **Tertiary wild relatives**

- *E. jaegeri* Pilger
- *E. multiflora* Hochst. ex A. Rich
- *Octochloa compressa* (Forssk.) Hilu (syn. *E. compressa* Forssk.)

#### **Distribution and centre of diversity**

The species of *Eleusine* are distributed in the tropical and subtropical parts of Africa, Asia and South America (Phillips, 1972). In Africa, most species have a restricted distribution (Neves *et al.*, 2005). East Africa is considered the centre of diversity of the genus and eight species (*E. africana*, *E. coracana*, *E. kigeziensis*, *E. indica*, *E. floccifolia*, *E. intermedia*, *E. multiflora* and *E. jaegeri*) occur in this region (Mehra, 1963; Phillips, 1972). *E. coracana* is present in archaeological records of early African agriculture in Ethiopia that date back 5 000 years, and it probably originated somewhere in the area that today is Uganda (National Research Council, 1996). De Wet (1995a) believes that finger millet was domesticated in an area extending from western Uganda to the Ethiopian highlands where *E. coracana* subsp. *africana* (syn. *E. africana*) is particularly abundant.

### **Known uses of wild relatives in crop improvement**

All references found regarding breeding for improvement in finger millet have focused on genetic characterization and use of *E. coracana* cultivars and landraces—we have found no specific records of uses of *E. coracana* wild relatives for crop improvement. However, despite its recognized value as an important staple crop, particularly for many poor people in arid and semi-arid areas, finger millet has been neglected in mainstream crop improvement research (Upadhyaya *et al.*, 2006). Much of the research in finger millet has focused on resistance to blast disease (*Pyricularia grisea* Sacc.).

One of the most notable recent research projects aiming to develop high yielding, disease resistant and drought tolerant genotypes was led by the University of Agricultural Sciences (UASB), GKVK, Bangalore, India (see [http://mcknight.ccrp.cornell.edu/projects/INTL\\_fingermillet/fingermillet\\_project.html](http://mcknight.ccrp.cornell.edu/projects/INTL_fingermillet/fingermillet_project.html)); however, only cultivated varieties were reported to have been used. A current project, 'genetic improvement of chloroid cereals', led by the Ethiopian Agricultural Research Organization (EARO) (see [http://mcknight.ccrp.cornell.edu/projects/INTL\\_tef/tef\\_project.html](http://mcknight.ccrp.cornell.edu/projects/INTL_tef/tef_project.html)) also does not report the use of wild relatives in finger millet improvement. Nonetheless, this does not negate the need to conserve finger millet wild relatives, which may be important for future breeding research, particularly in the light of climate change and the associated need for germplasm suited to extreme environmental conditions.

### **Priority taxa**

#### **High priority taxa**

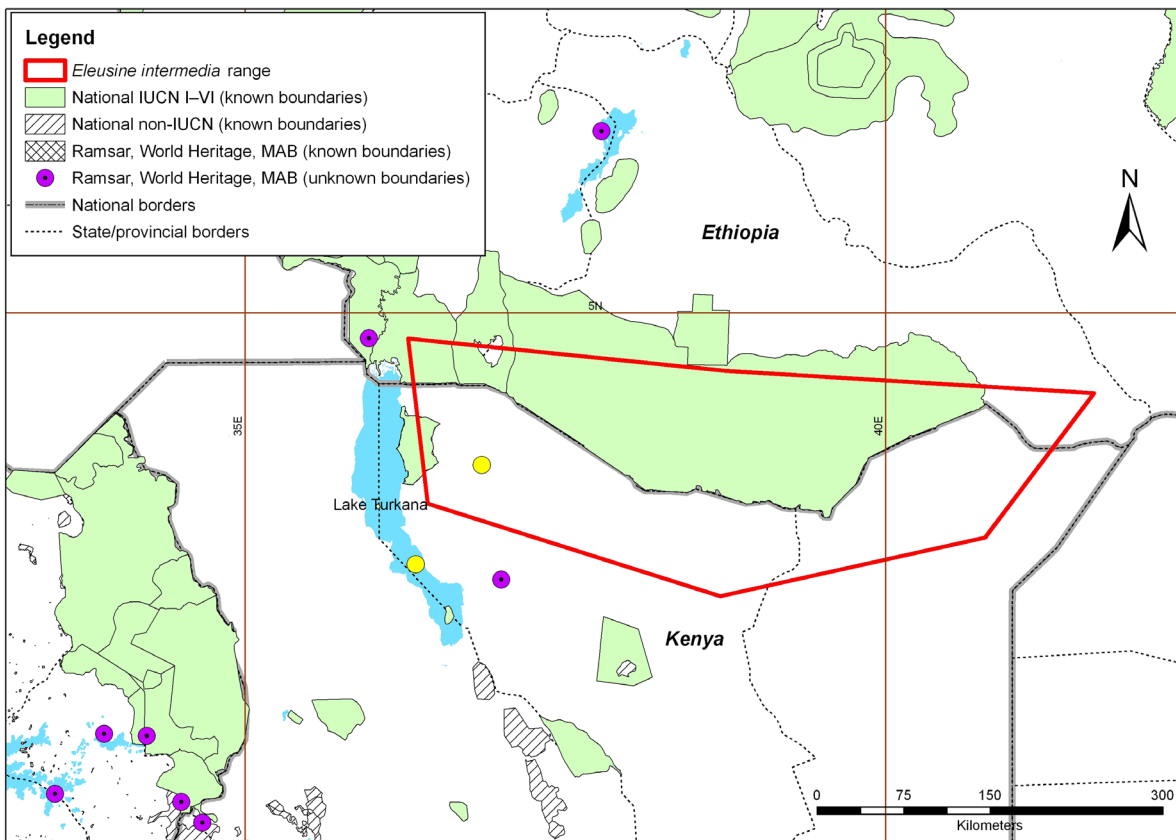
- *E. intermedia*, which is confined to the uplands of northern Kenya and adjacent parts of southern Ethiopia (Bisht and Mukai, 2002).
- *E. kigeziensis*, which was reported by Phillips (1972) to be localized in mountainous regions extending from Kigezi Province, Uganda and adjacent parts of the Congo and Rwanda southwards into Burundi. However, Phillips later reported the taxon to occur in Kivu Province (Democratic Republic of Congo, formerly Zaire), Rwanda and Burundi only (Phillips, 1974). Bisht and Mukai (2002) themselves report the taxon as only occurring in Burundi; however, it is not clear where they obtained this information. The International Livestock Research Institute (ILRI) has three collection records of the taxon: one from Burundi and two from the Democratic Republic of Congo (data accessed via GBIF).

#### **Other priority taxa**

- *E. africana*
- *E. floccifolia* (Forssk.) Spreng.
- *E. indica*
- *E. tristachya* (Lam.) Lam.

FIGURE 4

**Distribution of *Eleusine intermedia***



The taxon is confined to the uplands of northern Kenya and adjacent parts of southern Ethiopia (Bisht and Mukaj, 2002). The range of the taxon is indicated by the red polygon.

**Priority sites (high priority taxa)**

Based on the *E. intermedia* data presented in Figure 4, within the area encompassing the most likely range of the taxon, the following protected areas occur:

**Ethiopia**

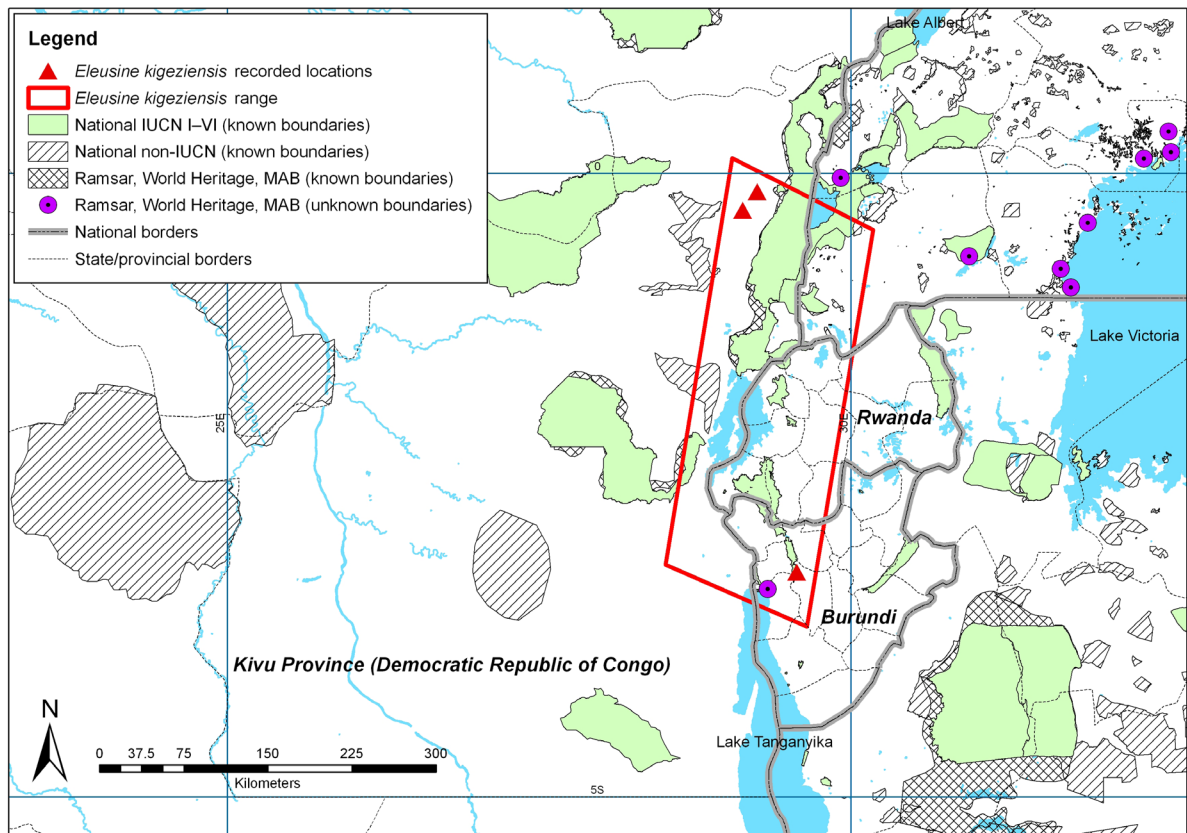
- Chelbi Wildlife Reserve (IUCN category IV)
- Borana Controlled Hunting Area (IUCN category VI)
- Murle Controlled Hunting Area (IUCN category VI)

**Kenya**

- Sibiloi National Park (IUCN Category II)
- Lake Turkana National Parks (World Heritage Natural (World Heritage Convention))



FIGURE 5  
**Distribution of *Eleusine kigeziensis***



Locations recorded by the System-wide Information Network for Genetic Resources (SINGER) (accessed through GBIF data portal, [http://data.gbif.org/datasets/resource/1430\\_03/07/2008](http://data.gbif.org/datasets/resource/1430_03/07/2008)) are shown by the red triangles. The likely range of the taxon is indicated by the red polygon, which encompasses the mountainous area extending from Kigezi Province, Uganda, and adjacent parts of the Congo and Rwanda, southwards into Burundi. The map shows four protected area designations within the likely distribution range of the taxon (see legend).

Based on the *E. kigeziensis* data presented in Figure 5, it is likely that the three locations of *E. kigeziensis* recorded by SINGER are not protected. This GIS analysis indicates that one location is just outside the boundaries of the IUCN category IV protected area, Kibira National Park, Burundi. This requires verification. Within the area encompassing the most likely range of the taxon, the following protected areas occur:

#### **Burundi**

- Kibira National Park (IUCN category IV)
- Rusizi National Park (IUCN category IV)
- Democratic Republic of Congo:
  - Virunga National Park (IUCN category II, World Heritage in Danger List (World Heritage Convention) and Ramsar)
  - Rutshuru Hunting Reserve (IUCN Category VI)
  - Sud Masisi/Quest Lac Kivu Forest Reserve

#### **Rwanda**

- Volcans National Park (IUCN category II, UNESCO–MAB Biosphere Reserve)
- Gishwati Forest Reserve (IUCN category IV)
- Mukura Forest Reserve (IUCN category IV)
- Nyungwe National Park (IUCN category IV)





## Uganda

- Rwenzori Mountains National Park (IUCN Category II)
- Kigezi Game Reserve (IUCN category IV)
- North Maramagambo National Forest Reserve
- South Maramagambo National Forest Reserve

## Recommendations

- The managers of the protected areas identified under 'priority sites' should be contacted to try to ascertain whether *E. kigeziensis* and *E. intermedia* are found within any of these predicted sites. Field visits may be necessary to verify presence or absence of the taxa. CWR genetic reserves should be established within the protected areas in which they are found.
- A detailed ecogeographic survey of *E. kigeziensis* and *E. intermedia* should be undertaken to verify location data and establish ecogeographic preferences. Once *in situ* locations have been verified, a full gap analysis (both *in situ* and *ex situ*) should be carried out. Based on a detailed *in situ* gap analysis, recommendations should be made for the establishment of CWR genetic reserves (within and/or outside existing protected areas).
- Apart from *E. kigeziensis* and *E. intermedia*, all other primary and secondary wild relatives occur as relatively widespread, weedy, naturalized populations, often in fields, roadsides and other disturbed ground. *E. tristachya* is the only species that is native outside Africa (native to South America). The current status of *E. africana*, *E. indica*, *E. tristachya* and *E. floccifolia* therefore does not demand urgent conservation action. However, individual populations of these taxa could harbour important adaptive traits; therefore, selected populations should be actively conserved throughout their range, ensuring that populations representing the extremes of the range (both geographically and topographically) are conserved. The taxa should also be included in monitoring activities at national level throughout their range, both within and outside protected areas.
- Since the genetic relationships between *Eleusine* species are not certain and there is currently no evidence of wild species being trialled in breeding programs, populations of *E. jaegeri* and *E. multiflora* should also be earmarked for conservation action. *E. jaegeri* is reported by Bisht and Mukai (2002) as only occurring in Tanzania and by Phillips (1972) as restricted to a small area of the East African highlands. *E. multiflora* occurs in both Kenya and Tanzania (Bisht and Mukai, 2002). These taxa should be included in monitoring activities and their *in situ* and *ex situ* conservation status ascertained.

## 3.2.2 Barley

### Scientific name

*Hordeum vulgare* L. (Poaceae)

### Principle synonyms

*H. hexastichum* L., *H. polystichon* Haller f., *H. vulgare* subsp. *hexastichon* (L.) Husn.

### Global, regional and local importance

Barley was one of the first domesticated cereal grains, originating in the Fertile Crescent over 10 000 years ago (IBSC, no date). Used for animal feed, brewing malts and human food, it is a short-season, early maturing grain with high yield potential and is often found on the fringes of agriculture growing in places where other crops are not adapted (Harlan, 1995). Major production areas are Europe, the Mediterranean fringe of North Africa, Ethiopia, the Near East, the former USSR, China, India, Canada and the USA; however, barley appears little in world trade statistics because it is mainly consumed locally (Harlan, 1995). Despite this, barley ranks fourth among the cereals in worldwide production, and in addition to its geographic adaptability, barley is particularly noted for its tolerance to cold, drought, alkalinity and salinity (IBSC, no date).

Barley is the fourth most important cereal after wheat, rice and maize, with an estimated world production of approximately 138.6 million tonnes planted on approximately 55 million ha in 2006 (FAO, 2008b). The six countries with highest barley production are the Russian Federation (18.1 MT), Germany (12.0 MT), Ukraine (11.3 MT), France (10.4 MT), Canada (10.0 MT) and Turkey (9.6 MT). Figure 6 indicates a slight increase in global production and a decline in the area cultivated over the last 40 years, while over the same time period yields have increased from 1694.46 kg/ha in 1967 to 2497.30 kg/ha in 2006 (FAO, 2008b).

FIGURE 6

**World area harvested and production quantity for barley (FAO, 2008b)****Taxonomic classification**

The genus *Hordeum* contains 16 species and 11 subspecies (USDA, 2008), though von Bothmer *et al.* (1995) note that the sub-generic delimitation of *Hordeum* is the subject of much debate. Cultivated barley *H. vulgare* and its closest wild relative *H. spontaneum* were originally placed in a single section—either *Hordeum* sect. *Crithe* Doell or sect. *Cerealia* Ands.—with the other annual species being separated into sect. *Hordeastrum* Doell). However, Nevski (1941) treated the perennial species in more detail and placed the long-awned, perennial, American species in sect. *Critesion* (Raf.) Nevski, the short-awned perennial South American species in sect. *Anisolepis* Nevski, the European, Asiatic and North American perennial species in sect. *Stenostachys* Nevski, and *H. bulbosum* in the monospecific sect. *Bulbohordeum* Nevski. Subsequently, based on a morphological study, von Bothmer and Jacobsen (1985) recognized four sections: *Hordeum*, *Anisolepis*, *Stenostachys* and *Critesion*. Although von Bothmer *et al.* (1995) recognize that adjustments are required due to novel cytogenetic, biochemical and molecular data becoming available, the von Bothmer and Jacobsen (1985) classification remains the standard for the genus.

**Wild relatives<sup>10</sup>****Primary wild relatives**

- *Hordeum vulgare* subsp. *spontaneum* (C. Koch.) Thell. (syn. *H. spontaneum* K. Koch)

**Secondary wild relatives**

- *H. bulbosum* L.

<sup>10</sup> von Bothmer *et al.* (1995)

### Tertiary wild relatives

- *H. murinum* L.
- *H. intercedens* Nevski
- *H. flexuosum* Steudal
- *H. chilense* Roemer & Schultes
- *H. stenostachys* Godron
- *H. halophilum* Grisebach
- *H. jubatum* L.
- *H. procerum* Nevski
- *H. marinum* Hudson
- *H. capense* Thunberg
- *H. roshevitzii* Bowden
- *H. brachyantherum* Nevski
- *H. guatemalense* Bothmer, Jacobsen & Jørgensen
- *H. tetraploidum* Covas
- *H. parodii* Covas
- *H. pusillum* Nuttal
- *H. euclaston* Steudal
- *H. muticum* Presl
- *H. cordobense* Bothmer, Jacobsen & Nicora
- *H. pubiflorum* Hooker f.
- *H. comosum* Presl
- *H. arizonicum* Covas
- *H. lechleri* (Steudal) Schenck
- *H. secalinum* Schreber
- *H. bogdani* Wilensky
- *H. brevisubulatum* (Trinius) Link
- *H. depressum* (Scribner & Smith) Rydberg
- *H. erectifolium* Bothmer, Jacobsen & Jørgensen
- *H. fuegianum* Bothmer, Jacobsen & Jørgensen
- *H. patagonicum* (Haumann) Covas

### Distribution and centre of diversity

*Hordeum* is widely distributed in temperate areas in the northern and southern hemispheres, reaching subtropical areas in central South America and arctic areas in North America and Central Asia (von Bothmer *et al.*, 1995). Barley was domesticated from wild species found today in southwestern Asia (Harlan, 1995) but there are three other centres of diversity of *Hordeum*: Central Asia, western North America and southern South America (von Bothmer *et al.*, 1995).

### Known uses of wild relatives in crop improvement

*H. vulgare* subsp. *spontaneum* (syn. *H. spontaneum*) contains several traits of interest for transfer to cultivated barley, particularly disease resistant genes (Fischbeck *et al.*, 1976; Moseman *et al.*, 1983; Lehmann and von Bothmer, 1988) and has been used as a source of resistance to *Erysiphe graminis*, the cause of powdery mildew (Prescott-Allen and Prescott-Allen, 1988). Eglinton *et al.* (2001) proposed that *H. vulgare* subsp. *spontaneum* may be a source of useful genes related to adaptation and stress responses due to its broad adaptation in the wild and relationship between genetic diversity and ecogeographic parameters. Mano and Takeda (1998) found that most wild *Hordeum* species are good sources of germplasm for salt tolerance breeding. Several characters in *H. bulbosum* are of interest for transfer to cultivated barley, including resistance to powdery mildew (Jones and Pickering, 1978; Szigat and Pohler, 1982; Gustafsson and Claesson, 1988; Xu and Snape, 1988).

*H. chilense* also has a number of characteristics of interest for breeding, and also has potential for use in wheat and triticale improvement (Martín and Cabrera, 2005). Of particular interest is that *H. chilense* has been found to have high resistance to barley leaf rust, *Puccinia hordei* Otth (Patto *et al.*, 2001). Kindler and Springer (1991) evaluated several wild *Hordeum* species for resistance to Russian wheat aphid, *Diuraphis noxia*, a serious pest of barley. They found the highest levels of resistance in *H. bulbosum* and *H. brevisubulatum* (Trin.) Link subsp. *violaceum* Boiss. & Hohen and suggested that broadening the genetic base of barley by introducing resistant alien genes may provide additional protection from new virulent strains or biotypes of the pest. However, the use of wild species in barley breeding has not been as successful as for other grain crops, such as wheat (von Bothmer *et al.*, 1995) and the potential for exploiting wild barley as a source of novel genes for crop improvement remains untapped (Eglinton *et al.*, 2001).

### Priority taxa

#### High priority taxa

- *H. chilense*: although classified in GP3, *H. chilense* has a number of characteristics of interest for breeding, and has potential for use in wheat and triticale improvement (Martín and Cabrera, 2005). Of particular interest is that *H. chilense* has been found to have high resistance to barley leaf rust, *Puccinia hordei* Otth (Patto *et al.*, 2001). The species is distributed in central Chile and the westernmost parts of the provinces of Neuquen and Rio Negro, Argentina (von Bothmer *et al.*, 1995). Although it is recorded by von Bothmer *et al.* (1995) as “rather common within



the distribution area”, its overall distribution is narrow relative to many other taxa in the genus. Furthermore, it is thought that there are three distinct ecotypes of the species that exhibit differing levels of avoidance to rust fungi (Patto *et al.*, 2001). Based on morphological and molecular (AFLP) variation within the species, the authors believe *H. chilense* warrants classification into three subspecies corresponding to the distinct ecotypes—they found that one of these has a high level of avoidance of infection with barley leaf rust. The level of avoidance has not been shown to be associated with geographic location or altitude, but is associated with populations that grow in humid habitats.

#### Other priority taxa

- *H. bulbosum*
- *H. vulgare* subsp. *spontaneum*

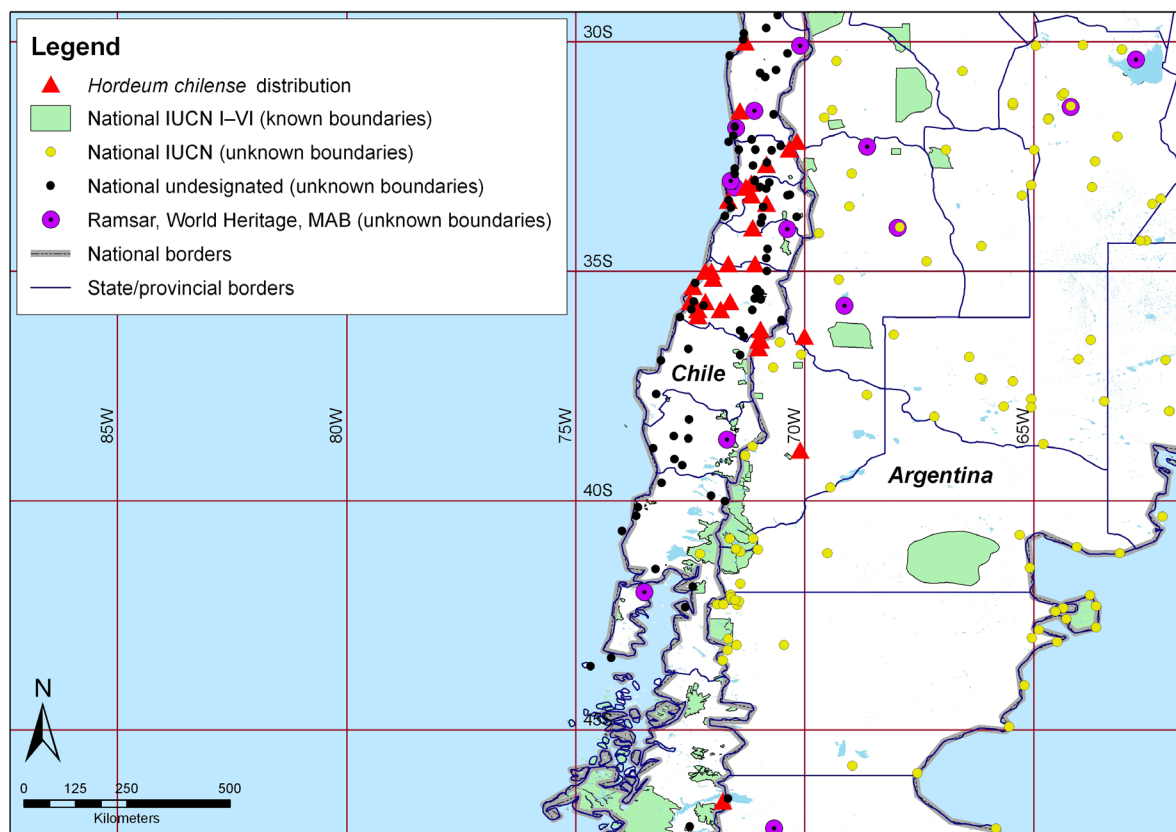
#### Priority sites (high priority taxa)

Data analysis indicates that few, if any of the recorded populations of *H. chilense* fall within existing protected areas (Figure 7); however, proximity indicates that the following sites may contain populations of the taxon:

- Ciudad de Coquimbo, Coquimbo, Chile (national undesignated – unknown boundaries)
- Cerro Tabasco, Valparaíso, Chile (national undesignated – unknown boundaries)
- Quebrada de Córdoba, Valparaíso, Chile (national undesignated – unknown boundaries)
- Peñaflores, Region Metropolitana, Chile (national undesignated – unknown boundaries)
- Roblería del Cobre de Loncha National Reserve, Region Metropolitana, Chile (IUCN category IV)
- El Junquillar, Maule, Chile (national undesignated – unknown boundaries)
- La Estrella, Maule, Chile (national undesignated – unknown boundaries)
- Río Reloca, Maule, Chile (national undesignated – unknown boundaries)
- Lago Jeinimeni National Reserve, Aisen del General Carlos Ibanez del Campo, Chile (IUCN category IV)

FIGURE 7

#### Distribution of *Hordeum chilense*



Locations recorded by EURISCO and the Nordic Gene Bank (accessed through GBIF data portal, <http://data.gbif.org/datasets/resource/139625/10/2007>) are shown by the (red) triangles.



## Recommendations

- Populations of all three ecotypes of *H. chilense* recognized by Patto *et al.* (2001) require active *in situ* conservation with adequate *ex situ* back-up. Based on the data presented in Figure 7, it is likely that few, if any of the known locations of *H. chilense* are within the boundaries of existing protected areas. This requires verification, but it is likely that new protected areas will need to be established. Establishment of genetic reserves for this taxon should take into account populations that grow in both humid and dry habitats to ensure that all three ecotypes are conserved. Additional efforts should be made to ensure that the ecotype that is most resistant to barley leaf rust is adequately conserved *ex situ*.
- An investigation should be conducted to establish how many accessions of the three ecotypes identified by Patto *et al.* (2001) are collected and stored independently of each other in *ex situ* collections. The passport data associated with these accessions should be scrutinized to establish whether it is of sufficient quality to assist in conservation and characterization of the taxon. Further collections may be required.
- The primary and secondary wild relatives, *H. vulgare* subsp. *spontaneum* and *H. bulbosum* are both widespread and locally common species (von Bothmer *et al.*, 1995). Their current status therefore does not demand urgent conservation action. However, individual populations of these taxa could harbour important adaptive traits; therefore, selected populations should be actively conserved throughout their range, ensuring that populations representing the extremes of the range (both geographically and topographically) are conserved. The taxa should also be included in monitoring activities at national level throughout their range, both within and outside protected areas.
- Although we have not found any record of the following tertiary wild relatives being of potential use in crop breeding, they have narrow geographical distributions and their populations should therefore be monitored *in situ* and a review of their *ex situ* conservation status undertaken:
  - *H. cordobense*: limited to central and northern Argentina, where it is recorded by von Bothmer *et al.* (1995) as “scattered within the distribution area”.
  - *H. arizonica*: has a restricted distribution in southern Arizona, with a few known locations in the southeastern part of California and northern Mexico (von Bothmer *et al.*, 1995). The authors believe the taxon may be threatened with extinction because its habitats are being destroyed or converted.
  - *H. procerum*: recorded by von Bothmer *et al.* (1995) as “not common in central Argentina; but it sometimes occurs in large stands”.
  - *H. erectifolium*: known only from a single location in the western part of Buenos Aires, Argentina (von Bothmer *et al.*, 1995).
  - *H. guatemalense*: known only from a few locations in the mountainous region of Cuchumatanes in northern Guatemala (von Bothmer *et al.*, 1995). Although the authors report that the taxon may not be rare in the area, they also note that heavy sheep grazing could be a threat to populations and further investigation into its status is required.
  - *H. capense*: recorded as occurring in South Africa and Lesotho, mainly in highland areas. While von Bothmer *et al.* (1995) believe the taxon to be rather common within its distribution area, they point out that no field study has been undertaken to support this assumption.
- The detailed study by von Bothmer *et al.* (1995) was published more than ten years ago; therefore, the distributions of the taxa recorded by the authors as having the narrowest ranges require re-checking.

### 3.2.3 Sweet potato

#### Scientific name

*Ipomoea batatas* (L.) Lamarck (*Convolvulaceae*)

#### Principle synonym

*Convolvulus batatas* L.

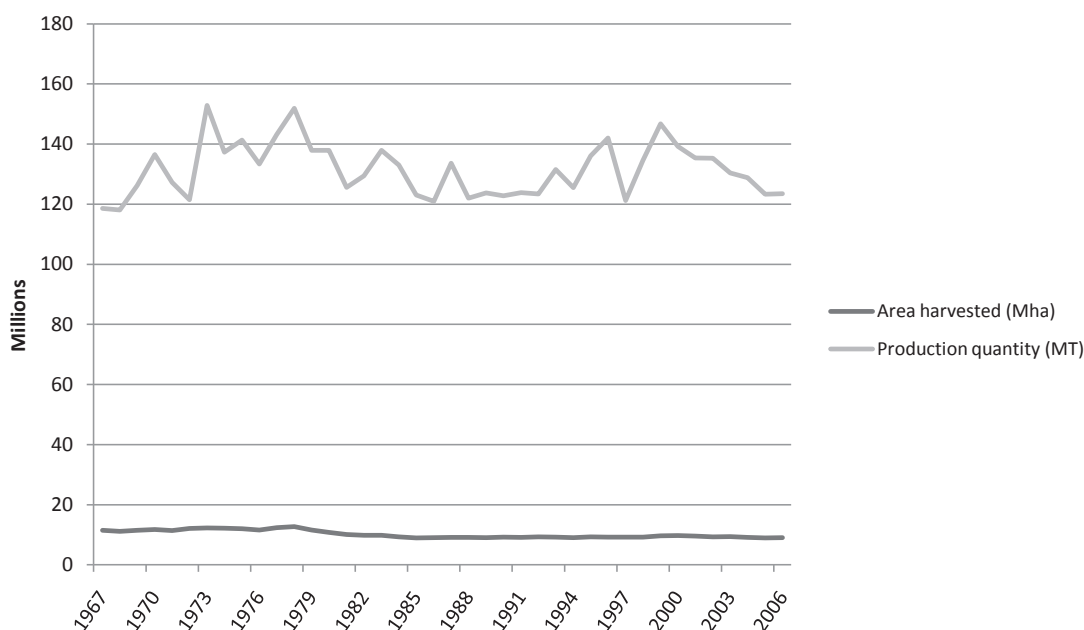
#### Global, regional and local importance

Sweet potato is the world's seventh largest food crop in terms of production (Bohac and Dukes, 1995). As well as being used for human consumption, it is an important industrial crop for production of starch and ethanol fuels, while the roots and vines are used for animal feed (Bohac and Dukes, 1995). It can grow in high temperatures and with low input of water and fertilizer and is thus a staple crop in the tropics (Bohac and Dukes, 1995). Sweet potato is grown in more

than 100 tropical countries, although China accounts for 90% of worldwide production (CIP, no date). In Asia, nearly half of the crop produced is used for animal feed, while in Africa, where production is much lower, the crop is used primarily for human consumption (CIP, no date).

Sweet potato had an estimated world production of approximately 123.5 million tonnes planted on approximately 9 million ha in 2006 (FAO, 2008b). The six countries with highest sweet potato production are China (100.2 MT), Nigeria (3.5 MT), Uganda (2.6 MT), Indonesia (1.9 MT), Viet Nam (1.5 MT) and Tanzania (1.1 MT). Figure 8 shows a slight increase in global production and a slight decline in the area cultivated over the last 40 years, while over the same time period yields have increased from 10 332.08 kg/ha in 1967 to 13 728.69 kg/ha in 2006 (FAO, 2008b).

FIGURE 8  
World area harvested and production quantity for sweet potato (FAO, 2008b)



### Taxonomic classification

*Ipomoea* is a large genus thought to contain 600–700 species (Austin, 1997). The taxonomic relationships between sweet potato and its wild relatives have not yet been fully elucidated (Hu *et al.*, 2003). However, the genus has historically been subdivided into three subgenera (*Ipomoea* L., *Eriospermum* (Hallier f.) Verdcourt ex Austin and *Quamoclit* (Moench) Clarke)<sup>11</sup> and nine sections, with *I. batatas* and close allies placed in subgenus *Eriospermum*, section *Eriospermum* Hallier f., series *Batatas* (Choisy) D. F. Austin (Austin, 1997). According to Austin (1997), the following 14 American taxa occur in series *Batatas* (in addition to *I. batatas*): *I. batatas* var. *apiculata* (Martens & Galeotti) McDonald & Austin; *I. cordatotriloba* Dennstedt; *I. cynanchifolia* Meisner; *I. grandifolia* (Dammer) O'Donnell; *I. lacunosa* L.; *I. leucantha* Jacquin; *I. littoralis* Blume; *I. ramosissima* (Poiret) Choisy; *I. tabascanica* McDonald & Austin; *I. tenuissima* Choisy; *I. tiliacea* (Willdenow) Choisy in D.C.; *I. trifida* (H.B.K.) G. Don.; *I. triloba* L.; *I. umbraticola* House.

### Wild relatives

Jarret and Austin (1994) concluded that *I. batatas* var. *apiculata*, *I. trifida* (generally thought to be the progenitor of sweet potato) and *I. tabascanica* were the species most closely related to *I. batatas*. This is supported by a phylogenetic study of series *Batatas* in which *I. batatas*, *I. trifida* and *I. tabascanica* were found to form a monophyletic group (Rajapakse *et al.*, 2004). We have therefore included *I. batatas* var. *apiculata*, *I. trifida* and *I. tabascanica* in the primary wild relative group. Bohac and Dukes (1995) report that *I. triloba*, along with *I. trifida*, is thought to be the closest extant relative of sweet potato, but they do not provide references to support this hypothesis. Furthermore, Jarret and Austin (1994) concluded that phenetic analysis clearly delineates *I. triloba* (along with four other species included in the study: *I. grandiflora*, *I. lacunosa*, *I. cordatotriloba* and *I. tenuissima*) from the primary wild relative group (as defined in the current study). This

<sup>11</sup> Later, Miller *et al.* (1999) proposed that the genus should be divided further, into four subgenera.



is supported by Rajapakse *et al.* (2004), who showed *I. triloba* to be grouped with taxa possessing the A genome, while *I. batatas*, *I. trifida*, *I. tabascanana* (and *I. littoralis*) are shown to be more closely related and all possessing the B genome. Therefore, all taxa in series *Batatas* (other than the three designated as primary wild relatives) belong in Taxon Group 2 and we have thus classified them as secondary wild relatives. All remaining taxa in the genus belong in the tertiary group.

#### Primary wild relatives

- *Ipomoea batatas* var. *apiculata* (Martens & Galeotti) McDonald & Austin
- *I. trifida* (H.B.K.) G.Don.
- *I. tabascanana* McDonald & Austin

#### Secondary wild relatives

- *I. triloba* L.
- *I. cynanchifolia* Meisner
- *I. littoralis* Blume
- *I. tenuissima* Choisy
- *I. grandiflora* (Dammer) O'Donnell
- *I. umbraticola* House
- *I. cordatotriloba* Dennstedt
- *I. lacunosa* L.
- *I. ramosissima* (Poirlet) Choisy
- *I. tiliacea* (Willdenow) Choisy in D.C.
- *I. leucantha* Jacquin

#### Tertiary wild relatives

The closest tertiary wild relatives are those taxa within the remaining series of section *Eriospermum*, which are defined by Austin (1997) as follows:

- *Eriospermum* (Hallier f.) D. F. Austin (64 taxa)
- *Anisomeris* (House) D. F. Austin (3 species)
- *Arborescentes* (Choisy) D. F. Austin (12 taxa)
- *Bombycospermum* (Presl) D. F. Austin (1 species)
- *Jalapae* (House) D. F. Austin (35 species)
- *Mirandinae* D. F. Austin (7 species)
- *Setosae* (House) D. F. Austin (7 species)
- ser. ? (59 species)

#### Distribution and centre of diversity

Sweet potato originated in north-western South America, which is the major centre of diversity of the crop (Collins, 1995). However, other centres of diversity exist in sub-Saharan Africa (Collins, 1995), Papua New Guinea and Indonesia (Jarret and Austin, 1994; Collins, 1995). The majority of *Ipomoea* species are native to the Americas (Austin, 1997).

#### Known uses of wild relatives in crop improvement

Bohac and Dukes (1995) note that the germplasm used in sweet potato breeding programs represents only a fraction of the genetic diversity available in the wild and that there is a need to increase the genetic diversity in the crop to meet future needs. However, according to Collins (1995), introgression of traits from related species is usually prevented by crossing barriers. The author reports that there has been some success through the use of "massive" numbers of crosses and embryo culture. However, even though some traits of interest have been identified in related species, introducing genes using this method is generally not viable in breeding programs (Collins, 1995). Recent and ongoing sweet potato improvement research programs under the Collaborative Crop Research Program (CCRP) of the McKnight Foundation do not report the use of wild relatives (see [http://mcknight.ccrp.cornell.edu/projects/INTL\\_spbreeding/sweetpotato\\_breeding\\_project.html](http://mcknight.ccrp.cornell.edu/projects/INTL_spbreeding/sweetpotato_breeding_project.html) and [http://mcknight.ccrp.cornell.edu/projects/INTL\\_spdiversity/sweetpotato\\_diversity\\_project.html](http://mcknight.ccrp.cornell.edu/projects/INTL_spdiversity/sweetpotato_diversity_project.html)). Nonetheless, Komaki (2001) concluded that wild *Ipomoea* species are an important reservoir of useful genes for crop improvement.

#### Priority taxa

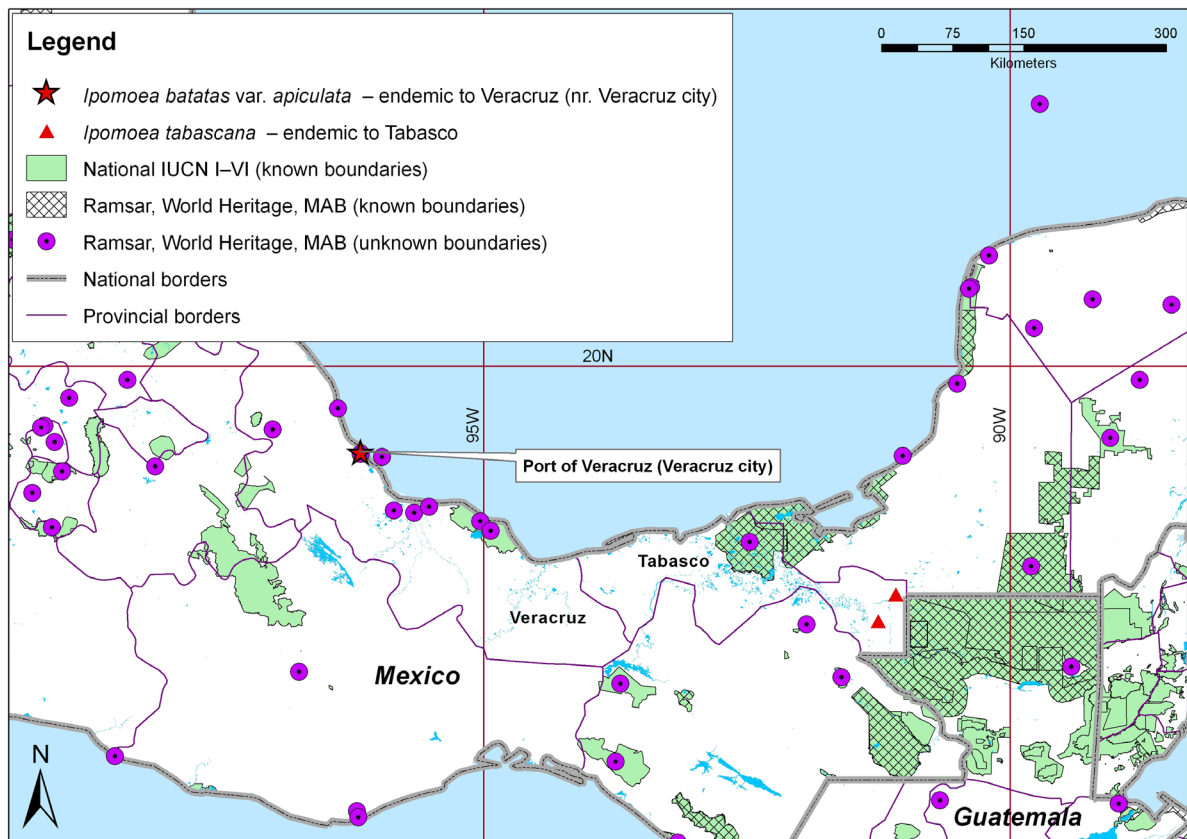
- *I. batatas* var. *apiculata*: endemic to Veracruz, Mexico (MacDonald and Austin, 1990). MacDonald and Austin only found this ecotype near the Port of Veracruz, where it is a littoral plant growing in dunes.
- *I. tabascanana*: endemic to Tabasco, Mexico, where it is endangered (Austin *et al.*, 1991).

### Priority sites (priority taxa)

Based on the data presented in Figure 9, it is possible that *I. batatas* var. *apiculata* occurs within the Sistema de Lagunas Interdunarias de la Ciudad de Veracruz (Ramsar site) and/or the Sistema Arrecifal Veracruzano (UNESCO–MAB Biosphere Reserve). However, this requires verification. The two recorded locations of *I. tabascana* appear not to be protected; therefore, new sites may need to be established to protect these populations.

FIGURE 9

### Locations of *Ipomoea batatas* var. *apiculata* and *I. tabascana*



The (red) star indicates the only known location of *I. batatas* var. *apiculata*, which was found near the Port of Veracruz by MacDonald and Austin (1990). Locations of *I. tabascana* recorded by SINGER (accessed through GBIF data portal, <http://data.gbif.org/datasets/resource/143028/03/2008>) and the United States National Plant Germplasm System Collection (NPGS) (accessed through GBIF data portal, <http://data.gbif.org/datasets/resource/142928/03/2008>) are shown by the (red) triangles.

### Recommendations

- Populations of *I. batatas* var. *apiculata* and *I. tabascana* require active *in situ* conservation with adequate *ex situ* back-up. As already indicated, some degree of protection of *I. batatas* var. *apiculata* may already be afforded within the designated Ramsar and MAB sites. This requires verification locally. However, if the taxon is found to occur within one or both of these sites it cannot be assumed that it is protected. Active monitoring and management of the population(s) are required in order to ensure its/their survival. *I. tabascana* is likely to be unprotected *in situ*. A detailed ecogeographic survey and gap analysis of the taxon is needed, but if it is found only to occur in the east of Tabasco, the available protected area data indicate no designated sites occur in this area. However, to the east of these sites (across the border into Guatemala) is the Laguna del Tigre National Park (IUCN category II and UNESCO–MAB Biosphere Reserve). If the ecogeographic survey and gap analysis reveals that the taxon could occur within this site, populations here should immediately be actively monitored and managed. If the taxon does only occur within the borders of Tabasco, Mexico, one or more genetic reserves should be established to protect these populations *in situ*. The possibility of extending the boundaries of Guatemala's Laguna del Tigre National Park into Mexico should also be investigated.



- GBIF reports only two accessions of *I. tabascana* in *ex situ* collections. A comprehensive *ex situ* gap analysis should be undertaken to ascertain whether further collections are required. The *ex situ* status of *I. batatas* var. *apiculata* requires further investigation.
- According to collection records available via GBIF, the primary wild relative, *I. trifida*, is widely distributed throughout Central and South America. Austin (1997) records the taxon as occurring in Mexico, Guatemala, Nicaragua, Costa Rica, Panama, Colombia, Venezuela and Cuba. Therefore, this taxon's current status does not demand urgent conservation action. However, individual populations could harbour important adaptive traits; therefore, selected populations should be actively conserved throughout their range, ensuring that populations representing the extremes of the range (both geographically and topographically) are conserved. The taxon should also be included in monitoring activities at national level throughout its range, both within and outside protected areas.
- Most of the secondary wild relatives are recorded as weeds in 'A Global Compendium of Weeds' (<http://www.hear.org/gcw/index.html>): *I. triloba*, *I. cordatotriloba*, *I. cynanchifolia*, *I. grandiflora*, *I. lacunosa*, *I. littoralis*, *I. ramosissima*, *I. tenuissima*, *I. tiliacea* and *I. leucantha*. However, the status of these taxa within their native ranges requires further investigation. For example, *I. cynanchifolia* was recorded by Austin (1997) as occurring in Guyana and Brazil, but GBIF only reveals a few accessions collected in Bolivia. *I. grandiflora* is recorded by Austin (1997) as occurring in Brazil, Paraguay, Argentina and Uruguay, but collection records available via GBIF only record a few accessions collected in Bolivia and Peru.

### 3.2.4 Cassava

#### Scientific name

*Manihot esculenta* Crantz (Euphorbiaceae)

#### Principle synonyms

*M. ultissima* Phol; *M. aipi* Phol

#### Global, regional and local importance

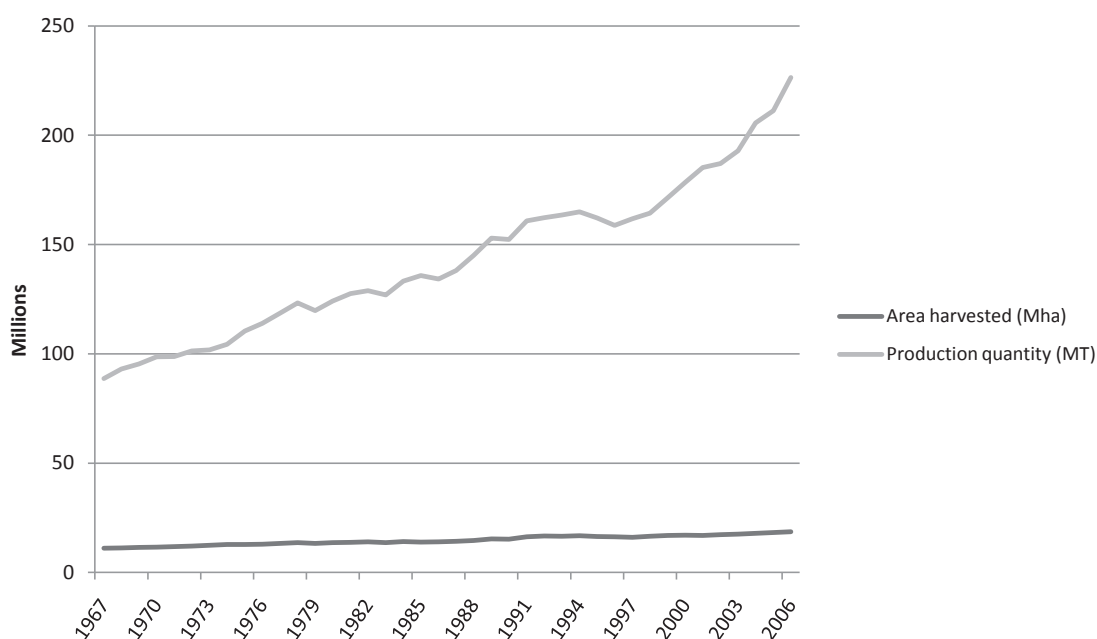
Cassava is grown for its enlarged starch-filled roots, which contain nearly the maximum theoretical concentration of starch on a dry weight basis among food crops (O'Hair, 1995). It is an important food crop for more than 900 million people in the tropics and subtropics (Nassar, 2006) and one of the two most important staples in sub-Saharan Africa (Nassar *et al.*, 2008), where its resilience in marginal environments is particularly important for the rural poor (Ortiz, 2007). In sub-Saharan Africa and Latin America the crop is mainly grown for human consumption, while in Asia and parts of Latin America, it is also used for animal feed and starch-based products (Nassar *et al.*, 2008).

Nair and Unnikrishnan (2007) report that cassava is rapidly emerging as an important crop in India, where it produces a large amount of calories per unit area, has the ability to adapt to erratic climatic conditions, is resistant to several pests and diseases, is easy to cultivate, is not labour intensive, and has low production costs. As well as being important for human consumption in India, cassava also provides a cheap and nutritious feed for livestock (Nair and Unnikrishnan, 2007).

Cassava had an estimated world production of approximately 226.3 million tonnes planted on approximately 18.6 million ha in 2006 (FAO, 2008b). The six countries with highest cassava production are Nigeria (45.7 MT), Brazil (26.7 MT), Thailand (22.6 MT), Indonesia (19.9 MT), Democratic Republic of Congo (15.0 MT) and Mozambique (11.5 MT). Figure 10 indicates a significant increase in global production and steady increase in the area cultivated over the last 40 years, while over the same time period yields have increased from 8020.84 kg/ha in 1967 to 12163.23 kg/ha in 2006 (FAO, 2008b).



FIGURE 10

**World area harvested and production quantity for cassava (FAO, 2008b)****Taxonomic classification**

The classification of Rogers and Appan (1973), who recognized 98 *Manihot* species and classified these into 19 sections, is widely accepted. Allem (1989) described four further species and later, one more species from the Brazilian Amazon (Allem, 1999), bringing the total to 103. However, recent publications by Nagib Nassar and colleagues at the University of Brazil continue to make reference to the 98 species recognized by Rogers and Appan (1973). Allem *et al.* (2001) proposed a classification of cassava and 17 wild taxa into GP1 and GP2 (see below); however, in terms of cassava breeding, the Gene Pool concept may be of less importance than it is for other crop complexes because *M. esculenta* hybridizes naturally with many of the wild species (Nassar, 2003). Jennings (1995) reported that all species within the *Fruticosae* section of *Manihot* can be crossed with cassava and various authors report the use of species in other sections of the genus in breeding programmes.

**Wild relatives****Primary wild relatives (Allem *et al.*, 2001)**

- *Manihot esculenta* Crantz subsp. *flabellifolia* (Pohl) Cif.
- *M. esculenta* Crantz subsp. *peruviana* (Müll. Arg.) Allem
- *M. pruinosa* Pohl

**Secondary wild relatives (Allem *et al.*, 2001)**

- *M. aesculifolia* Pohl
- *M. anomala* Pohl
- *M. brachyloba* Müll. Arg.
- *M. chlorosticta* Standl. & Goldman
- *M. dichotoma* Ule
- *M. epruinosa* Pax & K. Hoffm.
- *M. glaziovii* Müll. Arg.
- *M. gracilis* Pohl
- *M. leptophylla* Pax & K. Hoffm.
- *M. pilosa* Pohl
- *M. pohlii* Wawra

- *M. tripartita* Müll. Arg.
- *M. triphylla* Pohl

### **Tertiary wild relatives**

All other species in the genus—83 species recognized by Rogers and Appan (1973) and five further species recognized by Allem (1989, 1999).

### **Distribution and centre of diversity**

All species in the genus are native to tropical regions of the New World and are particularly concentrated in Brazil and Mexico (Nassar *et al.*, 2008)—species found in other tropical regions are introductions (Nassar, 2007). Nassar (1978a) defined four centres of diversity of *Manihot*: 1) central Brazil, 2) north-eastern Brazil, 3) southwestern Mexico, and 4) western Mato Grosso (Brazil) and Bolivia. Three micro-centres of diversity (areas where concentrations of 6–8 species occur in an area of no more than 200 km diameter) were defined by Nassar (1978b) in central Brazil—Chapada de Veiazeiros, Corumba de Goiás-Pirenópolis and Goiás Velho. Later, Nassar *et al.* (2008) redefined these micro-centres as areas of <50km diameter where large numbers of species are found, such as Goiás Velho and Corumbá de Goiás. Thirty-eight of the 98 *Manihot* species are found in Central Brazil (southern Goiás and eastern Minas Gerais), 17 in Mexico, 16 in North-east Brazil, and six in South Mato Grosso and Bolivia (Nassar *et al.*, 2008).

### **Known uses of wild relatives in crop improvement**

Cassava wild relatives have long been used as a source of useful characters for crop improvement—such as high protein content, apomixis (production of seed without fertilization), resistance to mealybug and mosaic disease, drought tolerance (Nassar, 2007; Nassar *et al.*, 2008) and seed fertility (Nassar *et al.*, 2008). Notable successes include the use of *M. glaziovii* to transfer resistance to mosaic disease in Tanzania in the 1930s (Nassar, 2007), *M. oligantha* Pax & K. Hoffm. to improve protein content (Nassar and Dorea, 1982) and *M. neusana* N.M.A. Nassar for transfer of apomixis genes (Nassar, 2000; Nassar *et al.*, 2000). However, according to Nair and Unnikrishnan (2007), cassava breeders have “not yet scratched the surface” in utilization of the wild relatives and there is an urgent need for international cooperation in the collection, maintenance, evaluation and exploitation of the vast diversity available in the gene pool of this crop.

Jennings (1995) reports that the genes of several species may offer resistance to environmental stresses (e.g., *M. aesculifolia* – greater robustness, particularly on limestone soils; *M. rubricaulis* I.M. Johnst. – high altitudes and cool temperatures; *M. davisiae* Croizat and *M. angustiloba* Müll. Arg. – drought tolerance). Bonierbale *et al.* (1997) have used cassava wild relatives in breeding programs at the International Centre for Tropical Agriculture (CIAT) and the International Institute of Tropical Agriculture (IITA); particularly for high protein content and insect resistance. The same authors compiled a list of reported desirable characteristics of 50 cassava wild relatives.

Recently, CIAT (2006) reported success in using *M. walkerae* Croizat to introduce post-harvest physiological deterioration (PPD) tolerance. Interspecific hybridization of cassava with several wild relatives (including *M. caerulescens* Pohl, *M. tristis* Müll. Arg., *M. glaziovii*, *M. epruinosa*, *M. esculenta* var. *flabellifolia*, *M. esculenta* var. *peruviana*, *M. catingae* Ule, *M. dichotoma* and *M. pseudoglaziovii* Pax & K. Hoffm.) is also reported by Unnikrishnan *et al.* (2007) for cassava mosaic disease resistance at the Central Tuber Crops Research Institute (CTCRI). *M. caerulescens* was found to exhibit high levels of resistance and accessions have been used as donor parents for transferring resistance to elite Indian cultivars (Nair and Unnikrishnan, 2007).

### **Priority taxa**

As already noted, the Gene Pool concept as applied to cassava wild relatives is of less significance in terms of prioritizing taxa for conservation than for some other crop complexes because *M. esculenta* hybridizes naturally with many of the wild species and a number of species in GP2 and GP3 have already been used in breeding programmes. Therefore, we have selected priority taxa based on a summary of the “most important species from an economic viewpoint” by Nassar *et al.* (2008), who rank *Manihot* species according to their “danger of extinction/conservation” in four categories: 1) almost extinct (one species—*M. neusana*), 2) endangered, 3) medium and 4) abundant. In this study, we have given species in categories 1 and 2 high priority status and species in category 3 ‘other priority species status.

### **High priority taxa**

- Section *Foetidae*
  - *M. foetida* Pohl. Distribution: Mexico.



- Section *Heterophyllae*
  - *M. leptopoda* (Müll. Arg.) D.J. Rogers & Appan. Distribution: Rio de Janeiro (Brazil)
  - *M. pilosa*. Distribution: Minas Gerais, São Paulo and Rio de Janeiro (Brazil)
  - *M. tristis*. Distribution: Amapá and Roraima (Brazil), Venezuela and Suriname
- Section *Parvibractae*
  - *M. pringlei* S. Watson. Distribution: Tamaulipas and San Luis Potosí (Mexico)
- Section *Peltatae*
  - *M. peltata* Pohl. Distribution: Goiás (Brazil)
- Section *Quinquelobae*
  - *M. alutacea* D.J. Rogers & Appan. Distribution: Goiás (Brazil)
- Section *Stipulares*
  - *M. oligantha*. Distribution: Goiás (Brazil)
- Section *Tripartitae*
  - *M. neusana*. Distribution: Paraná (Brazil)

#### **Other priority taxa**

- Section *Graciles*
  - *M. fruticulosa* (Pax) D.J. Rogers & Appan. Distribution: Goiás, Minas Gerais and Distrito Federal (Brazil)
  - *M. pentaphylla* Pohl. Distribution: Pará, Goiás and Minas Gerais (Brazil)
- Section *Stipulares*
  - *M. stipularis* Pax & K. Hoffm. Distribution: Goiás and Distrito Federal (Brazil)

#### **Priority sites (high priority taxa)**

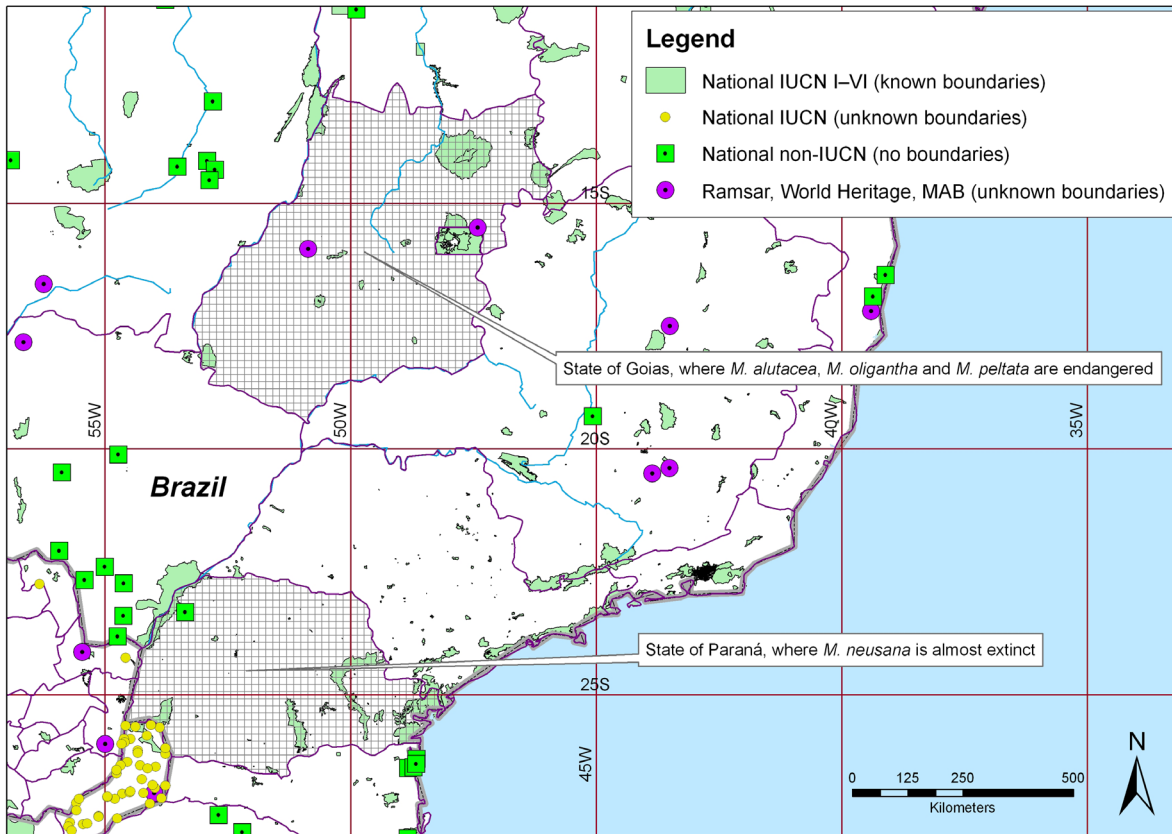
Distribution data for most of the high priority taxa are not readily available via online sources; therefore, before priority sites can be identified, comprehensive ecogeographic surveys and gap analyses of these taxa are needed. Although all the taxa listed have been classified as endangered by Nassar *et al.* (2008), those that are only found in one administrative unit should be given highest priority status (see Figure 11). In particular, *M. neusana*, which is “almost extinct” in Paraná, Brazil (Nassar *et al.*, 2008) should be given urgent attention.

#### **Recommendations**

- There is an urgent need for a detailed study of the conservation status of the priority taxa and for immediate action to secure their conservation *in situ*. Nassar (2006) reports that in 2001, at least 18 *Manihot* taxa were no longer found at locations originally recorded in the 1960s and 70s, and appeals for action to conserve the remaining populations *in situ*. In particular, the three micro-centres of diversity (Chapada de Veideiros, Corumba de Goias-Pirenopolis and Goias Velho) are under threat from tourism (Nassar, 2006).
- Nassar *et al.* (2008) recorded the following economically important species as ‘abundant’: *M. gracilis*, *M. anomala*, *M. glaziovii*, *M. pseudoglaziovii*, *M. dichotoma*, *M. procumbens*, *M. reptans*, *M. caerulescens*, *M. leptophylla*, *M. aesculifolia*, *M. angustiloba*, *M. subspicata* and *M. carthaginensis*. Due to their importance as gene donors, a detailed study of their conservation status should be carried out and a selection of populations throughout their range should also be included in the CWR genetic reserve network. Further *ex situ* collections of these species may also be necessary. These species should be included in monitoring activities at national level throughout their range, both within and outside protected areas.
- A review of *ex situ* conservation of *Manihot* wild relatives should be undertaken, with a special focus on the priority species. Representative samples from extant populations should be conserved, ensuring adequate duplication.

FIGURE 11

**High priority areas for *in situ* conservation of the cassava wild relatives, *Manihot neusana*, *M. alutacea*, *M. oligantha* and *M. peltata***



### 3.2.5 Banana/plantain

**Scientific name**

*Musa acuminata* Colla (Cavendish banana), *M. balbisiana* Colla, *M. basjoo* Siebold & Zucc. Ex linuma (Japanese banana), *M. x paradisiaca* L. (banana, plantain), *M. troglodytarum* L. (fe'i banana).

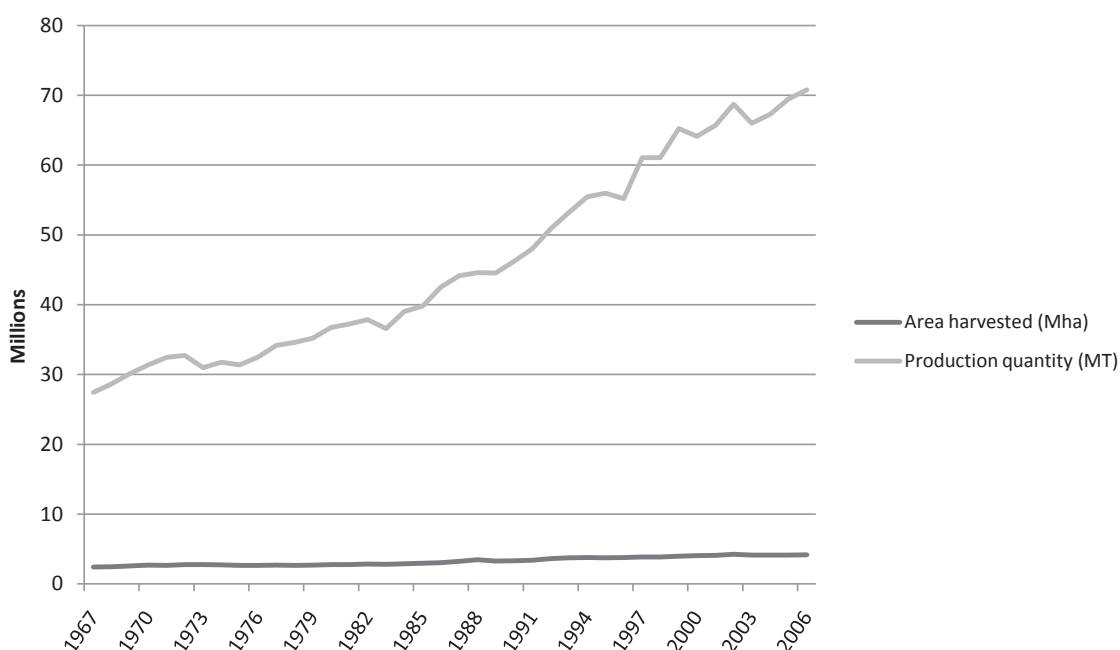
**Global, regional and local importance**

Bananas, plantains and cooking bananas are crops that are tropical in origin and intolerant of frost; therefore, their cultivation is restricted to tropical countries from 40°N and 40°S, where 5% of production is for domestic consumption (Simmonds, 1995). Bananas and plantains have been widely cultivated throughout the tropics since the sixteenth century. Although bananas are generally intolerant of cold, it is thought that the B genome has conferred a degree of hardiness and resistance to seasonal drought in the monsoon climates north of the primary centre of origin in Southeast Asia (Simmonds, 1995). Plantains are generally less sweet than desert bananas and tend to be cooked before being eaten. They are high in carbohydrates and fibre, with not insignificant protein content. The export banana industry rates very highly in the economies of a number of developing countries across the world, earning significant hard currency as a commodity (FAO, 2008b). Cultivated bananas produce fruit parthenocarpically without fertilization. The edible diploid forms are commonly sterile and are reproduced by vegetative propagation. Most edible bananas are triploid and do not produce seeds (Horry *et al.*, 1997). If seeds are produced, the fruit becomes practically inedible, because the seeds are relatively large and very hard. Conservation of *Musa* diversity therefore has to involve methods other than seed storage—primarily field gene banks and *in vitro* storage (Hawkes *et al.*, 2000).

The six countries with highest banana and plantain production in 2006 were: India (11.7 MT), Brazil (7.1 MT), China (7.1 MT), Philippines (6.8 MT), Ecuador (6.1 MT) and Indonesia (5.2 MT) (FAO, 2008b). Figure 12 indicates an impressive global increase in banana and plantain production. While the area cultivated has only increased slightly over the last 40 years, over the same time period, yields have increased from 11 335.33 kg/ha in 1967 to 16 927.20 kg/ha in 2006 (FAO, 2008b).



FIGURE 12

**World area harvested and production quantity for banana and plantain (FAO, 2008b)****Taxonomic classification**

The family *Musaceae* is formed by two genera: *Ensete* and *Musa* (Simmonds, 1995). Within the genus *Musa*, four sections are recognized (see Table 4)—the great majority of cultivated forms have originated from only one of these sections, *Eumusa* (Simmonds, 1962). This section is the largest and includes 11 species (Horry *et al.*, 1997). The edible forms have principally evolved within two of these species: *Musa acuminata* and *M. balbisiana*, but rare cultivars are derived from hybridizations with *M. schizocarpa* (S genome) (Shepherd and Ferreira, 1982), and *M. balbisiana* and *M. textilis* (T genome) (Carreel *et al.*, 1994). *Musa acuminata* is the most widespread and most diverse species, with nine subspecies recognized (Horry *et al.*, 1997). These edible forms have three different ploidy levels— $2n=22$ ,  $3n=33$  and  $4n=44$ ). The triploid cultivars are most numerous and widely cultivated, while diploid forms are more locally important and tetraploids are rare. It is estimated that there are at least 1000 recognizable *Musa* cultivars distributed pantropically and *Musa acuminata* subsp. *banksii* is believed to be the ancestral parent of the majority of edible banana cultivars (INIBAP/IPGRI, 2006). The two species, *M. acuminata* and *M. balbisiana* are designated as having different genomes, which are referred to in the Simmonds and Shepherd (1955) genome nomenclature as being AA and BB respectively in the diploids, while the triploids can have various combinations of these genomes, such as AAA (export dessert bananas exemplified by the ‘Cavendish’ type and East African cooking and beer bananas), AAB (plantains, e.g., ‘Horn’ and ‘French’ and local dessert bananas), and ABB (cooking bananas), and likewise the tetraploids AAAA, AAAB, AABB and AB BB. Edibility of mature fruits of diploid *Musa acuminata* (AA) came about as a result of female sterility and parthenocarpy, but would no doubt have been selected and maintained by humans (Daniells *et al.*, 2001). Molecular analyses of a large number of plantain landraces using various techniques indicate that most plantains have a very high level of genetic identity to one another (Carreel *et al.*, 1994; Howell *et al.*, 1994; Crouch *et al.*, 1998). This supports the suggestion that somatic mutations are responsible for the diversity of ‘morphotypes’ of plantains now found in West Africa.

The bananas of section *Australimusa* are the most poorly understood group; collectively known as Fe’i cultivars, they are distinguished from other cultivated bananas by their erect fruit bunches and generally red sap. Fe’i bananas were originally distributed from the Molluccas to Hawaii and Tahiti (Daniells *et al.*, 2001). They not only provide a source of food, but are also used to provide fibre for ropes and weaving and a dark red dye. Little is known about the origins of this crop, although various authors have speculated about possible wild ancestors. Simmonds (1956) suggests that *M. maclayi* is the most likely ancestor, while Cheesman (1950) notes their similarity to *M. lolodensis*—a view supported by RFLP analysis (Jarret *et al.*, 1992). However, an interspecific origin for Fe’i bananas has been suggested and the Fe’i’s origin still requires clarification (Carreel, 1994).



## Wild relatives

As the two cultivated species, *M. acuminata* and *M. balbisiana* are members of section *Eumusa*, the close wild relatives are the other species of this section. However, as *M. textilis* of section *Australimusa* is known to form natural hybrids with *M. acuminata* (Carreel *et al.*, 1994), it should also be considered a primary wild relative.

## Primary wild relatives

- *Musa basjoo* Siebold & Zucc. Ex Linum
- *M. cheesmani* N.W. Simmonds
- *M. flaviflora* N.W. Simmonds
- *M. halabanensis* Meijer
- *M. itinerans* Cheesman
- *M. nagensium* Prain
- *M. ochracea* K. Sheph.
- *M. schizocarpa* N.W. Simmonds
- *M. sikkimensis* Kurz
- *M. textilis* Nee

TABLE 4

## Classification and distribution of *Musa* (Daniells *et al.*, 2001)

Genus	Section	Species	Subspecific groups	Distribution
<i>Musa</i>	<i>Eumusa</i> (2n=22)	<i>acuminata</i>	subsp. <i>banksii</i>	New Guinea, Australia, Samoa
			subsp. <i>burmannica</i>	Myanmar, Thailand
			subsp. <i>burmannicoides</i>	Myanmar, Thailand
			subsp. <i>malaccensis</i>	Malaysia
			subsp. <i>microcarpa</i>	Indonesia, Malaysia, Thailand
			subsp. <i>truncata</i>	Malaysia
			subsp. <i>siamea</i>	Indonesia, Malaysia, Thailand
			subsp. <i>zebrina</i>	Indonesia
		subsp. <i>errans</i>		
		<i>balbisiana</i>	India to Philippines	
		<i>schizocarpa</i>	Papua New Guinea	
		<i>basjoo</i>	Japan <sup>12</sup>	
<i>itinerans</i>	China, India, Myanmar, Thailand, Vietnam			
<i>flaviflora</i>	Bhutan			
<i>sikkimensis</i>	India, Bhutan			
<i>cheesmani</i>	India			
<i>nagensium</i>	India			
<i>halabanensis</i>	Sumatra			
<i>ochracea</i>	India			
<i>Rhodochlamys</i> (2n=22)	<i>laterita</i>			Myanmar, Thailand
		<i>ornata</i>		N India, Myanmar, Thailand
		<i>sanguinea</i>		N India
		<i>velutina</i>		N India
<i>Callimusa</i> (2n=20)	<i>coccinea</i>			China, Indonesia, Thailand
		<i>violascens</i>		Malaysia
		<i>gracilis</i>		Malaysia, Thailand
		<i>borneensis</i>		Sarawak, Brunei
		<i>beccarii</i>		Sabah
		<i>salaccensis</i>		Java, Sumatra
<i>Australimusa</i> (2n=20)	<i>maclayi</i>	subsp. <i>maclayi</i> var. <i>maclayi</i>		Papua New Guinea
		subsp. <i>maclayi</i> var. <i>namatani</i>		New Ireland
		subsp. <i>maclayi</i> var. <i>erecta</i>		Papua New Guinea
		subsp. <i>ailuluai</i>		Papua New Guinea
		<i>peekelii</i>	subsp. <i>peekelii</i>	
	subsp. <i>angustigemma</i>		Papua New Guinea	

<sup>12</sup> Constantine and Rossel (2008) believe this species is introduced in Japan and is in fact native to China

Genus	Section	Species	Subspecific groups	Distribution
		<i>jackeyi</i> <i>Iododensis</i> <i>textilis</i> <i>bukensis</i>		Australia Indonesia, Papua New Guinea Philippines Papua New Guinea
	<i>Incertae sedis</i>	<i>ingens</i> <i>boman</i> <i>lasiocarpa</i>		Papua New Guinea Papua New Guinea China, Vietnam, Laos, Myanmar

### Secondary wild relatives

- *M. beccarii* N.W. Simmonds
- *M. borneensis* Becc.
- *M. bukensis* Argent
- *M. coccinea* Andrews
- *M. gracilis* Holttum
- *M. jackeyi* W. Hill
- *M. laterita* Cheesman
- *M. Iododensis* Cheesman
- *M. maclayi* F. Muell.
- *M. ornata* Roxb.
- *M. peekelii* Lauterb.
- *M. salaccensis* Zoll.
- *M. sanguinea* Hook. f.
- *M. velutina* H. Wendl. & Drude
- *M. violascens* Ridl.

### Tertiary wild relatives

- *Ensete* species (including *E. ventricosum* which is cultivated in Ethiopia).

### Distribution and centre of diversity

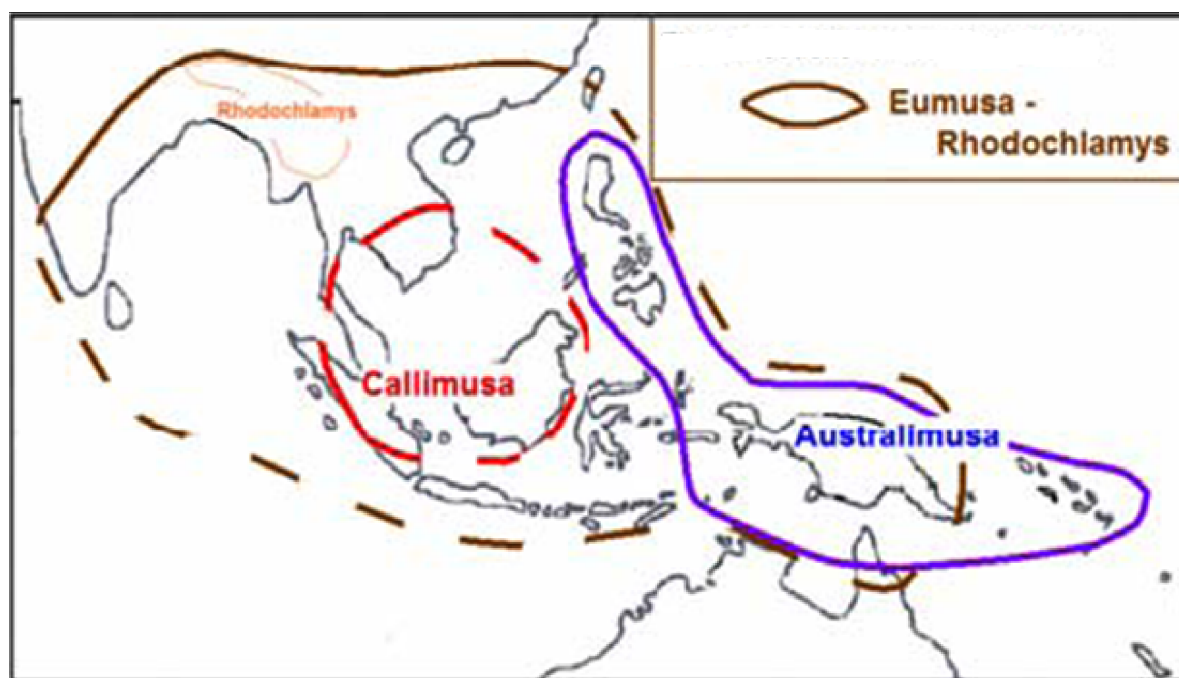
In cultivation, bananas are distributed throughout the warmer countries of the world, and are more or less confined within latitudes 40°N and 40°S (Simmonds, 1995). In terms of the origins and diversity of the various cultivated forms, the AA cultivars' origins are probably Malaysia, with Papua New Guinea as the centre of greatest diversity (Novak, 1992). The primary origin for the triploid AAA cultivars, which arose from the diploids, is again Malaysia, but there is also significant diversity occurring in the highlands of East Africa. For the AAB forms, the primary centre is India, with a second centre in the Pacific Islands. Again, for ABB types, the major centre is India with possibly a minor centre in eastern Malaysia. In most parts of Southeast Asia, these triploids, which are more vigorous and have larger fruit, have replaced the original AA diploids. However, in Papua New Guinea, AA diploids remain agriculturally significant and a wide range of diversity is still found in cultivation (Daniells *et al.*, 2001). *Musa acuminata* is the most widespread of the *Eumusa* species, with its centre of diversity in either Malaysia (Simmonds, 1962) or Indonesia (Nasution, 1991; Horry *et al.*, 1997). The diploid and triploid *M. acuminata* cultivars are thought to have been taken to areas where *M. balbisiana* is native (India, Myanmar, Thailand, Philippines) and natural hybridizations resulted in the formation of hybrid progeny with the genomes AB, AAB, and ABB. The Indian subcontinent is the major centre for hybridization of *acuminata* types with the indigenous *M. balbisiana*, and the region is noted for the wide variety of AAB and ABB cultivars. It is thought that subsequent dispersal of edible bananas outside Asia is human mediated (Simmonds, 1962) and therefore the history of banana cultivation is closely linked to patterns of human migration leading to the development of distinct sub-groups of varieties in different geographic locations (e.g., the distinct AAB Maoli/Maoli/Popoulu bananas of the Pacific Islands) (De Langhe, 1996; De Langhe and De Maret, 1999) or cooking banana (plantain AAB) in the wet tropical zones of West and Central Africa.

The distribution of the wild species is entirely southern and eastern Asian and northern Australasian, with obvious centres of species diversity in Papua New Guinea and Indonesia and a secondary centre in northern India/Bhutan (see Table 4 and Figure 13). The wild species of section *Eumusa* are distributed throughout the range of the genus from India to the Philippines and China, while section *Rhodochlamys* species are found on the western distributional fringe in northern India, Myanmar and Thailand. Section *Callimusa* species are primarily distributed further east in Malaysia and Indonesia and species in section *Australimusa* are distributed from the Philippines to northern Australia with several taxa being restricted to Papua New Guinea or New Ireland.



FIGURE 13

Distribution of the four sections of the genus *Musa* (INIBAP/IPGRI, 2006)



### Known uses of wild relatives in crop improvement

Progress in the formal breeding of plantain and banana has been restricted by the complex genetic structure and behaviour of cultivated polyploid *Musa* species. Genetic improvement has been hindered due to the large amount of space required for growth and maintenance of plant populations, in addition to the long growth cycle and the low levels of fertility and seed viability characteristic of cultivated genotypes (Crouch *et al.*, 1999). However, informally, mutations affecting traits of economic or horticultural interest have been selected by farmers over the years and multiplied by vegetative propagation to produce a diverse range of morphotypes (Daniells *et al.*, 2001). *M. balbisiana* is considered more robust than *M. acuminata*, and characteristics such as drought and disease resistance have been transferred from the B genome to cultivars. Hybridization would have given rise to a wide range of edible types of banana, some of which would have survived and been multiplied under domestication. Consequently, a diverse selection of cultivars of *Musa* is thought to have arisen in Southeast Asia along with the earliest developments of agriculture many thousands of years ago (Price, 1995). Most interspecific breeding has focused on crossing *M. acuminata* and *M. balbisiana*, but recently introduced *Musa* hybrids, bred for improved yield and resistance to diseases, have been found to be widely infected with banana streak virus (BSV), the causal agent of banana streak disease (BSD). Data indicate that a genetic mechanism is involved in BSV appearance, which unless resolved will seriously limit hybrids involving *M. balbisiana* (Lheureux *et al.*, 2003). IITA (2008) report the use of *M. acuminata* and *M. balbisiana* hybrids in breeding for black sigatoka resistance.

Bananas and plantains suffer from a number of highly significant pests and diseases (Sagi *et al.*, 1998), some most significant examples of which are Panama disease (banana wilt, caused by *Fusarium oxysporum*), sigatoka (leaf spot: caused by *Mycosphaerella musicola*), black sigatoka (black leaf streak, caused by *Mycosphaerella fijiensis*), bacterial wilt (caused by *Pseudomonas solanacearum*), banana bunchy top virus, and burrowing nematodes. Because of the difficulties of undertaking conventional breeding in bananas due to sterility, mutation breeding and somaclonal approaches have been used for developing new cultivars (Novak, 1992)—as a consequence there has been limited use of wild germplasm to date. Nevertheless, sources of resistance amongst germplasm of *Musa* are still important, with resistance to bacterial and fusarial wilt, sigatoka, and burrowing nematodes having been found in the various diploid subspecies of *M. acuminata*, such as *malaccensis*, *banksii*, *errans* and *burmannica* (Novak, 1992).

The Global Conservation Strategy for *Musa* (Banana and Plantain) (INIBAP/IPGRI, 2006) states that there has been insufficient use of wild species diversity in banana breeding; for example, for in improving fruit pulp quality, resistance to abiotic stress such as tolerance to cold (*M. sikkimensis*, *M. basjoo*), water-logging (*M. itinerans*), and drought (*M.*



*balbisiana*, *M. nagensium*). The difference in ploidy level between many *Musa* taxa may be responsible for the limited success of interspecific breeding (Oselebe *et al.*, 2006). Due to the difficulty of breeding bananas conventionally, genetic engineering to confer disease resistance qualities to new cultivars is perhaps a greater priority than for many other crops (Crouch *et al.*, 1998).

### Priority taxa

- *M. basjoo* – distribution: China (Fujian, Gansu, Guandong, Guangxi, Guizhou, Hubei, Hunan, Jiangsu, Jiangxi, Sichuan, Yunnan and Zhejiang), Japan (introduced).
- *M. cheesmani* – distribution: India (Assam)
- *M. flaviflora* – distribution: Bhutan
- *M. halabanensis* – distribution: Sumatra
- *M. itinerans* – distribution: China, India, Myanmar, Thailand, Vietnam
- *M. nagensium* – distribution: India (Naga Mountains, Assam)
- *M. ochracea* – distribution: India
- *M. schizocarpa* – distribution: Papua New Guinea
- *M. sikkimensis* – distribution: North-east India and Bhutan
- *M. textilis* – distribution: Philippines

### Priority sites

Occurrence data for the priority taxa are not readily available via online sources; therefore, distribution mapping has not been possible in this study. However, the general distribution information given above provides an indication of the priority areas for *in situ* conservation; namely, Assam (India), Bhutan, Papua New Guinea, Sumatra and the Philippines.

### Recommendations

- Detailed ecogeographic surveys and gap analyses of the priority taxa are needed in order to ascertain their *in situ* and *ex situ* conservation status. Genetic reserve sites should be identified based on further work.
- When Bioversity International was established in 2006, the International Network for the Improvement of Banana and Plantain (INIBAP) ceased to exist as a distinct entity and became a network of collections, curators and information scientists whose responsibility it is to take care of the world's genetic resources of banana (Bioversity International, 2008). At the heart of the Network is the INIBAP Transit Centre at the Catholic University of Leuven in Belgium, which hosts major collections of banana germplasm in the form of tissue culture and cryopreserved in liquid nitrogen. However, the majority of regional and national banana and plantain collections are held as field gene banks due to the lack of seed for the majority of cultivars. Leuven currently holds over 1 168 accessions made up of 15% wild relatives, 75% landraces and 10% advanced cultivars, covering most of the genetic diversity within the genus *Musa* (INIBAP, 2008). INIBAP has, as one of its main objectives, the organization and coordination of research on bananas and plantains, to include the development, evaluation and dissemination of improved cultivars, as well as the conservation and use of *Musa* genetic diversity (Bioversity International, 2008). A major component of these activities is represented in the Global Conservation Strategy for *Musa* (Banana and Plantain) (INIBAP/IPGRI, 2006) and the *Musa* Germplasm Information System ([http://195.220.148.3:8013/mgis\\_2/homepage.htm](http://195.220.148.3:8013/mgis_2/homepage.htm)). The Global Conservation Strategy for *Musa* concludes that although about 60 *Musa* collections exist, they do not effectively meet the users' demand for germplasm and many of the collections are threatened by funding instability. It also identifies the following priorities:
  - o genetic diversity is comprehensively characterized and documented, taxonomy is harmonized, and collections are rationalized
  - o the global system for the safe exchange of germplasm is strengthened, the entire gene pool is conserved in perpetuity, and the use of genetic diversity is maximized.
- Despite the third and fourth priorities of the Global Conservation Strategy it does not address *in situ* conservation of wild *Musa* diversity. Given the restricted distribution of several species and the likely genetic erosion they are suffering due to habitat destruction, stochastic events (substantial losses due to typhoons etc.) and likely impact of climate change, it would appear urgent that an *in situ* conservation strategy is developed and implemented. As the *Musa* community are used to working together so effectively, the actual strategy implemented will need to be developed by INIBAP.



### 3.2.6 Rice

#### Scientific name

*Oryza sativa* L.

#### Principle synonyms

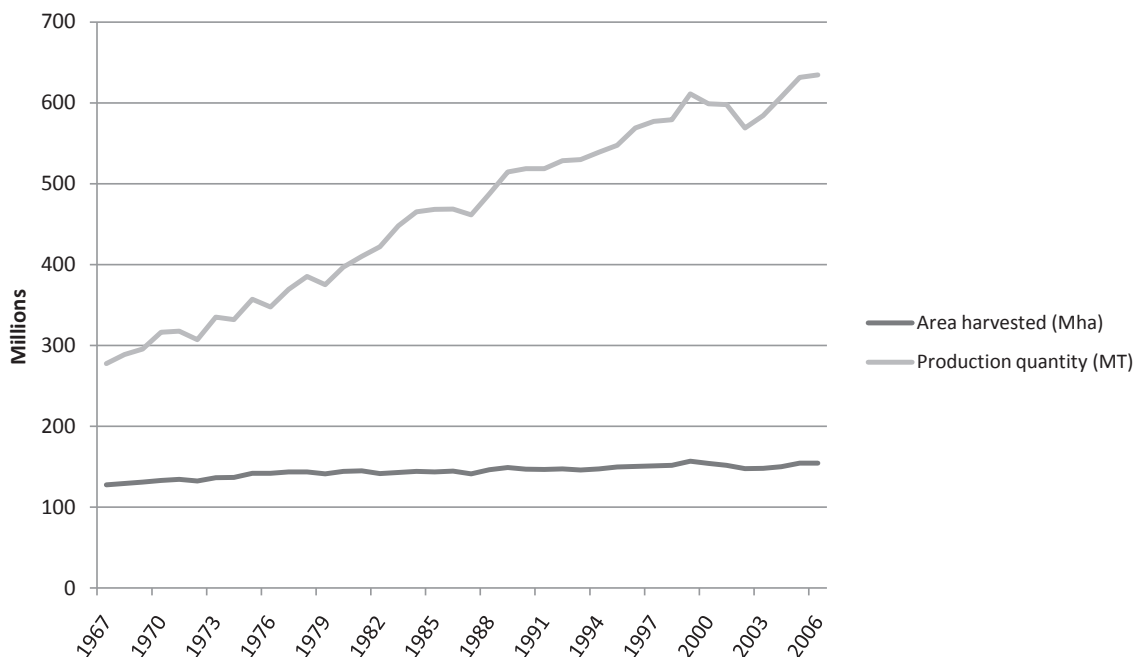
*Padia meyeriana* Zoll. & Moritzi, *O. formosana* Masamune & Suzuki

#### Global, regional and local importance

Rice feeds half the world's people—mainly in Asia (Jackson *et al.*, 1997)—and is the second highest production crop (after maize) in terms of total production (634.6 M MT in 2006) (FAO, 2008b). It is the most important food energy source in the world—demand for rice is increasing at the rate of about 1.9% annually, the number of rice consumers is likely to increase by 50% and the food requirement by 25% during the next 20 years (Brar, 2005). The cultivated Asian rice (*O. sativa* L.) is spread worldwide and is planted on a much larger scale than African rice, *O. glaberrima* Steud., which is confined almost exclusively to West Africa and is being replaced by Asian rice (Chang, 1995). Rice is produced under a wide variety of climatic conditions, ranging from the wettest areas of the world to the driest. It is cultivated from 53°N to 35°S in latitude around the globe. China and India are the main growers, but the USA and Thailand are the main exporting countries (Chang, 1995). Highest rice yields are achieved in high latitude regions with long day length and where intensive agriculture is the norm, or in low latitude areas where there is very high solar radiation. The six countries with highest rice areas cultivated and production are China (29.4 Mha or 19.0%/184.0 MT or 29.0%), India (43.7 Mha or 28.3%/136.5 MT or 21.5%), Indonesia (11.4 Mha or 7.4%/54.4 MT or 8.6%), Bangladesh (11.2 Mha or 7.3%/43.7 MT or 6.9), Vietnam (7.3 Mha or 4.7%/35.8 MT or 5.6%) and Thailand (10.1 Mha or 6.5%/29.2 MT or 4.6%) (FAO, 2008b). Figure 14 indicates an impressive global increase in production of paddy rice based on a less significant increase in the area cultivated, indicating yields have increased from 2175 kg/ha in 1967 to 4112 kg/ha in 2006 (FAO, 2008b).

FIGURE 14

#### World area harvested and production quantity for rice (FAO, 2008b)



#### Taxonomic classification

The genus *Oryza* includes two cultivated species, *O. sativa* and *O. glaberrima*, both of which are diploid and are designated as members of the A genome group (Vaughan, 1994). These two species show relatively small morphological differences and can be hybridized, though hybrids are highly sterile (Chang, 1995). There are 21 wild species within the genus (Table 5), possessing one of, or various combinations of, the 9 genomes (Aggarwal *et al.*, 1997; Kurata, 2008). There are both

diploid and tetraploid species, some being allopolyploid. There remains some debate over how best to classify the infra-specific diversity of Asian rice (*O. sativa*)—the classifications produced reflect the data sources used in their construction, but the indica, japonica and javanica terminology has been extensively used within *O. sativa* by plant breeders (Chang, 1976). This concept was further developed by Glaszmann (1987) who recognized isozyme groups I to VI to describe the bulk of the primary gene pool of Asian rice, where group I corresponds to indica rice and group VI encompasses the japonica and javanica (tropical japonica) types.

TABLE 5

**Section, species and species complexes in the genus *Oryza*, with designated genome groups (after Vaughan, 1994; Aggarwal et al., 1997; Kurata, 2008)**

Section	Species	Genome group	2n =	Distribution
<i>Oryza</i>	<i>O. sativa</i> complex:			
	<i>O. sativa</i>	AA	24	Worldwide
	<i>O. nivara</i>	AA	24	South and East Asia
	<i>O. rufipogon</i>	AA	24	South, East and Southeast Asia, Australia, Central and South America
	<i>O. glaberrima</i>	AA	24	West Africa, Pemba and Zanzibar
	<i>O. barthii</i>	AA	24	West, Central and southern Africa
	<i>O. longistaminata</i>	AA	24	West, Central and southern Africa
	<i>O. meridionalis</i>	AA	24	Northern Australia (Northern Territory, Queensland, Western Australia)
	<i>O. glumaepatula</i>	AA	24	Central and South America
	<i>O. officinalis</i> complex:			
	<i>O. officinalis</i>	CC	24	South, East and Southeast Asia
	<i>O. minuta</i>	BBCC	48	Philippines, Papua New Guinea
	<i>O. rhizomatis</i>	CC	24	Sri Lanka
	<i>O. eichingeri</i>	CC	24	West and Central Africa, Sri Lanka
	<i>O. punctata</i>	BB, BBCC	48	West, Central and southern Africa
	<i>O. latifolia</i>	CCDD	48	Central and South America
	<i>O. alta</i>	CCDD	48	Central and South America
<i>O. grandiglumis</i>	CCDD	48	South America	
<i>O. australiensis</i>	EE	24	Northern Australia (Northern Territory, Queensland, Western Australia)	
<i>Ridleyanae</i>	<i>O. brachyantha</i>	FF	24	West and Central Africa
	<i>O. schlechteri</i>	?	24	Irian Jaya, Papua New Guinea
	<i>O. ridleyi</i> complex:			
	<i>O. ridleyi</i>	HHJJ	48	Southeast Asia
	<i>O. longiglumis</i>	HHJJ	48	Irian Jaya, Papua New Guinea
<i>Granulata</i>	<i>O. meyeriana</i> complex:			
	<i>O. meyeriana</i>	GG	24	Southeast Asia
	<i>O. granulata</i>	GG	24	South, East and Southeast Asia

### Wild relatives

The infra-generic classification of *Oryza* is yet to be agreed and the situation is complicated by the relative success of interspecific crosses, particularly when embryo rescue is employed (Brar and Khush, 1997). This makes the application of the classic Harlan and De Wet (1971) Gene Pool concept difficult to apply (Oka, 1991). Within the primary AA genome wild relatives, Kwon et al. (2006) found three groupings based on Rim2/Hipa Cacta transposon display. The first group of Asian species was composed of *O. sativa*, *O. nivara* and *O. rufipogon*, the second group composed of the African species *O. glaberrima*, *O. barthii* and *O. longistaminata*, as well as the American *O. glumaepatula* (a grouping previous identified by Cheng et al., 2002), and the third group contained the Australian species *O. meridionalis* alone. The two cultivated species, *O. sativa* and *O. glaberrima* are thought to have originated from *O. rufipogon* and *O. barthii*, respectively (Bautista et al., 2001); therefore, these may be regarded as the closest wild relatives. In fact, on the basis of RFLP analysis, Lu et al. (2002) have questioned the validity of the specific distinction between *O. sativa*, *O. nivara* and *O. rufipogon*.



Overall, however, based on an extensive literature the following may be identified as primary, secondary and tertiary wild relatives:

#### **Primary wild relatives**

- *Oryza barthii* A. Chev.
- *O. glaberrima* Steud.
- *O. glumaepatula* Steud.
- *O. longistaminata* A. Chev. & Roehrich
- *O. meridionalis* N.Q. Ng
- *O. nivara* S.D. Sharma & Shastry
- *O. rufipogon* Griff.
- *O. sativa* L. f. *spontanea* Roshev.

#### **Secondary wild relatives**

- *O. alta* Swallen
- *O. australiensis* Domin
- *O. eichingeri* Peter
- *O. grandiglumis* Prodoehl
- *O. latifolia* Desv.
- *O. minuta* J. Presl. & C. Presl.
- *O. officinalis* Wall.
- *O. punctata* Kotschy ex Steud.
- *O. rhizomatis* D. A. Vaughan

#### **Tertiary wild relatives**

Other *Oryza* species and species of *Zizania*, *Porteresia* and *Leersia*.

### **Distribution and centre of diversity**

The two cultivated species, *O. sativa* and *O. glaberrima*, were domesticated independently from A genome *Oryza* species in Asia and Africa (Ogawa, 2003). Although many authors have suggested India as the centre of domestication of Asian rice (*O. sativa*), the earliest archaeological evidence is only from 2500 BC; whereas sites in China show cultivation dated to 8500 BP and there is recorded evidence of cultivation to 3000 BC in China and 4000 BC in Thailand (Solheim, 1972). Asian rice was introduced to the Mediterranean region following Alexander the Great's expedition to India between 344 and 324 BC and to the Americas with European settlers, and now plays a vital role in the food security of Asia, West Africa, the Caribbean and South America (FAO, 1998). The major distribution areas for all the species are given in Table 5. The wild species are found almost exclusively within the boundaries of the tropics, while cultivated rice is grown as far as 50° N in China and 40° S in Argentina.

*O. sativa* can be ecologically subdivided into dryland, deep water and very deep water rice (Huke and Huke, 1990). Dryland rice is dependent on rainfall for moisture and is therefore common along riverbanks as water recedes at the end of the rainy season. Deep water rainfed rice (50–100 cm) is associated with greater water depth, and occurs at sites such as the major river deltas of South and Southeast Asia, as well as the foot of mountain ranges. Very deep water rice is grown in depths of at least one metre, while in parts of Bangladesh and the deltas of the Mekong and Chao Phraya, depths may exceed 5 metres. (Huke and Huke, 1990)

As far as the wild species are concerned, ecological requirements range from full sun (e.g., *O. australiensis*) to partial shade (e.g., *O. eichingeri*), and many grow in wet habitats (e.g., *O. alta*, *O. granulata*) or standing water (e.g., *O. brachyantha*, *O. barthii*). They are adapted to a broad range of ecosystems from open savannah to shady forests, but are most often associated with swamps, ditches or damp areas within these ecosystems; for example, the high-humidity Himalayan foothills, Asian river deltas, tropical Caribbean islands, the Amazon Basin, and the inland swamplands of southern and western Africa, as well as in temporary pools of the arid savannas of the tropics (Vaughan, 1994).

### **Known uses of wild relatives in crop improvement**

The classification of *O. sativa* into six crossability groups (Glaszmann, 1987) has greatly facilitated the use of diverse germplasm because they reflect the potential for making crosses: fertilities of within-subspecific crosses average approximately 69%, whereas hybrids formed between different groups are substantially less fertile (e.g., the average

fertility of japonica x indica crosses is only about 14%). There are many barriers to hybridization in the A-genome *Oryza* species (Oka, 1988), but natural hybrids between *O. sativa* and its wild relatives do occur when the species are coincident and flowering at the same time. In Asia, introgression between the various A-genome *Oryza* species is common (Chen *et al.*, 2004; Kuroda *et al.*, 2005), while in Africa, introgression and hybrids have been found between introduced *O. sativa* and wild and cultivated A-genome African species (Chu and Oka, 1970; Semon *et al.*, 2005), and in Latin America the A-genome *O. glumaepatula* commonly hybridizes with *O. sativa* in Venezuela (Dr. Zaida Lentini, CIAT; reported by Vaughan *et al.*, 2008). With this level of natural hybridization, it is not surprising that wild relatives have been widely used in rice breeding.

Introgression of genes from various wild species, such as *O. nivara*, *O. longistaminata*, *O. officinalis* and *O. rufipogon* (Xiao *et al.*, 1998) has resulted in the transfer of a range of important traits, including resistance to grassy stunt virus, bacterial blight and brown plant-hopper (Brar and Khush, 1997). Even wild species that appear phenotypically inferior have been used to enhance yield (Xiao *et al.*, 1998). Direct crosses and embryo rescue techniques have been used to successfully produce hybrids between Asian rice and all other wild species (except *O. schlechteri*). Brar (2005) provides a detailed summary of the uses of CWR for Asian rice breeding at IRRI, which clearly shows that wild species of *Oryza* are important sources of useful genes for resistance to major biotic and abiotic stresses (Table 6). Recently, IRRI researchers have characterized five candidate genes for stress tolerance and nutritional and grain quality in the African species, *O. glaberrima*, and five candidate genes in 152 wild accessions (IRRI, 2007). *O. ridleyi*, a remote tetraploid CWR species has several useful genes for resistance to BB, tungro, yellow stem borer and leaf-folder (IRRI, 2004).

TABLE 6

**Progress in the transfer of agronomically important genes from wild *Oryza* species into cultivated rice at IRRI (Brar, 2005)**

Trait	Donor species	Genome	Accession number
Grassy stunt resistance	<i>O. nivara</i>	AA	101508
Bacterial blight resistance	<i>O. longistaminata</i> <i>O. officinalis</i> <i>O. minuta</i> <i>O. latifolia</i> <i>O. australiensis</i> <i>O. brachyantha</i>		
Blast resistance	<i>O. minuta</i>	BBCC	101141
Brown plant hopper resistance	<i>O. officinalis</i> <i>O. minuta</i> <i>O. latifolia</i> <i>O. australiensis</i>	CC BBCC CCDD EE	100896 101141 100914 100882
White-backed plant hopper resistance	<i>O. officinalis</i>	CC	100896
Cytoplasmic male sterility	<i>O. perennis</i> <i>O. glumaepatula</i>	AA AA	104823 100969
Tungro resistance	<i>O. rufipogon</i> <i>O. rufipogon</i> <i>O. rufipogon</i>	AA AA AA	106423 105909 105908
Introgression lines under evaluation	<i>O. longistaminata</i>	AA	110404
Yellow stem borer	<i>O. rufipogon</i>	AA	-
Sheath blight resistance	<i>O. minuta</i> <i>O. rufipogon</i>	BBCC AA	101141 -
Increased elongation ability	<i>O. rufipogon</i>	AA	CB751
Tolerance of acidity and iron and aluminium toxicity	<i>O. glaberrima</i> <i>O. rufipogon</i> <i>O. rufipogon</i>	AA AA AA	Many 106412 106423
Resistance to nematodes	<i>O. glaberrima</i>	AA	Many

**Priority taxa**

**High priority taxa**

- *O. longiglumis* – distribution: Indonesia (Irian Jaya), Papua New Guinea
- *O. minuta* – distribution: Philippines, Papua New Guinea
- *O. rhizomatis* – distribution: Sri Lanka
- *O. schlechteri* – distribution: Indonesia (Irian Jaya), Papua New Guinea



**Other priority taxa**

All other species in the genus (*O. alta*, *O. australiensis*, *O. barthii*, *O. brachyantha*, *O. eichingeri*, *O. glaberrima*, *O. grandiglumis*, *O. granulata*, *O. latifolia*, *O. longistaminata*, *O. meridionalis*, *O. meyeriana*, *O. nivara*, *O. officinalis*, *O. punctata*, *O. ridleyi*, *O. rufipogon*, *O. sativa*)

**Priority sites (high priority taxa)**

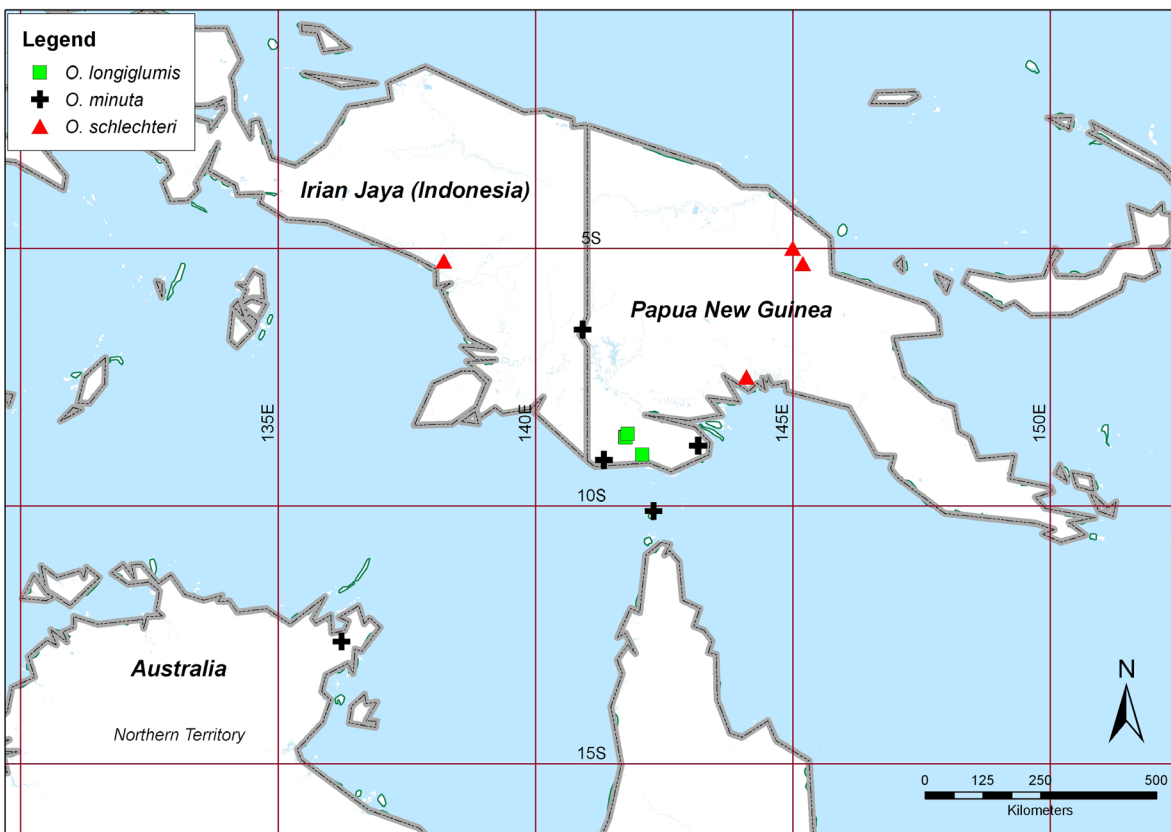
Based on the analysis presented in Figures 15 and 16, the following locations should be investigated further as potential sites for *in situ* conservation of the highest priority rice wild relatives:

**Papua New Guinea**

- Tonda Wildlife Management Area (IUCN category VI and Ramsar site). Data analysis indicates that *O. minuta* and *O. longiglumis* are found within the boundaries of this protected area.
- Neiru Wildlife Management Area (IUCN category VI) and Kikori Marine Park/Reserve (proposed IUCN site). *O. schlechteri* has been recorded in the near vicinity (to the west) of this site.
- Bismarck-Ramu National Park (proposed IUCN site). *O. schlechteri* has been recorded in the near vicinity (to the north and southeast) of this site.

FIGURE 15

**Distribution of high priority rice wild relatives, *O. longiglumis*, *O. minuta* and *O. schlechteri***

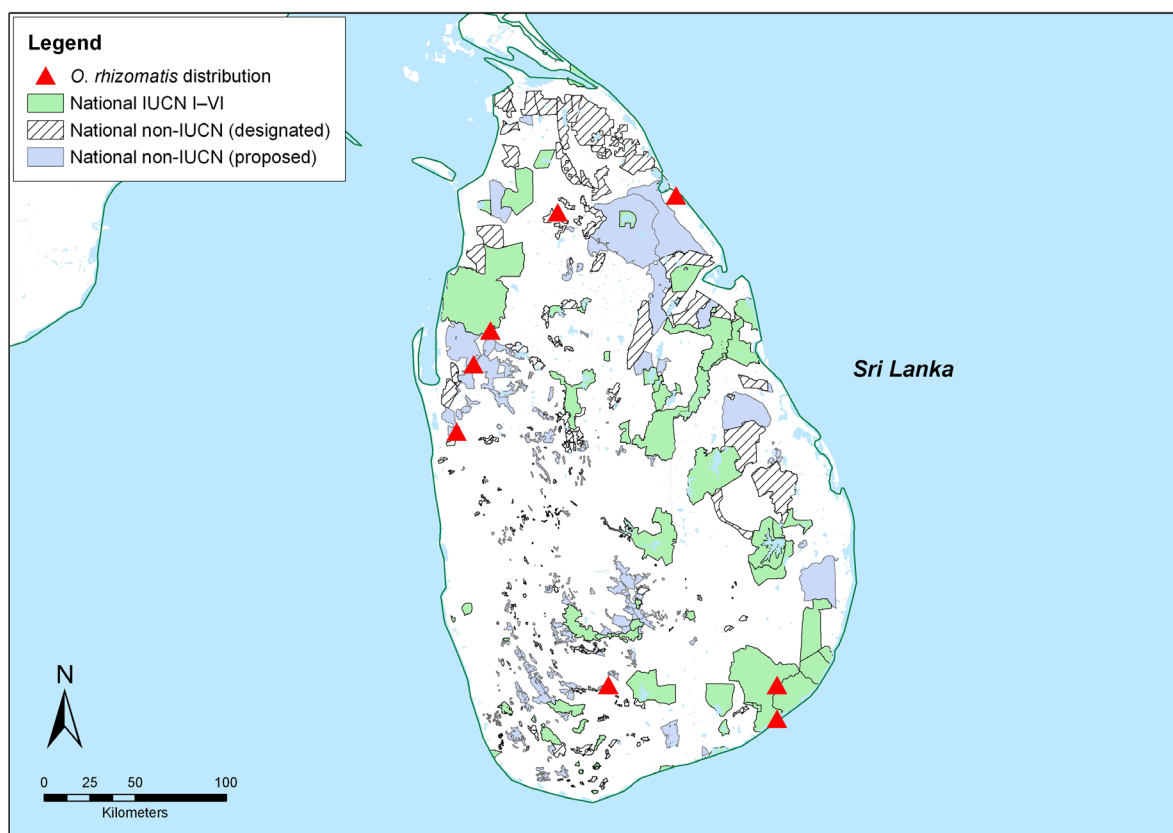


*O. minuta* is also distributed in the Philippines, but coordinate data were not available for this study.

Data sources – *O. longiglumis* and *O. minuta*: Plants of Papua New Guinea (accessed through GBIF data portal, <http://data.gbif.org/datasets/resource/96904/08/2008>), Australian National Herbarium (CANB) (<http://data.gbif.org/datasets/resource/4704/08/2008>), NSW herbarium collection (<http://data.gbif.org/datasets/resource/96804/08/2008>); *O. schlechteri*: Vaughan (1994) (inferred from map, p. 68).

FIGURE 16

**Distribution of the high priority rice wild relative, *O. rhizomatis***



Data source: SINGER (accessed through GBIF data portal, <http://data.gbif.org/datasets/resource/143004/08/2008>).

**Indonesia (Irian Jaya)**

- Gunung Lorentz National Park (ASEAN Heritage site). Although no occurrences of the high priority taxa are found within the boundaries of this protected area, *O. schlechteri* has been recorded some 30 km outside the southeast boundary.

**Sri Lanka**

- Yala Strict Nature Reserve (IUCN category Ia) and Yala (Ruhuna) National Park (IUCN category II). *O. rhizomatis* has been recorded within the boundaries of these two adjacent protected areas<sup>13</sup>.
- Wilpattu National Park (IUCN category II). *O. rhizomatis* has been recorded within the boundaries of this protected area<sup>14</sup>.
- Weerakulicholai-Elavankulam Forest Reserve (proposed IUCN). *O. rhizomatis* has been recorded on the southeastern boundary of this protected area. The location is also close to the neighbouring Wanniyagama Forest Reserve.
- Wilpotha Forest Reserve (proposed IUCN site). *O. rhizomatis* has been recorded close to (just outside) the eastern boundary of this protected area.
- Puwarasankulam Forest Reserve. *O. rhizomatis* has been recorded close to (outside) the north-eastern boundary of this protected area.

<sup>13</sup> *O. eichingeri* has also been recorded within this protected area (coordinates not available) [Data source: Australian National Herbarium (CANB) (accessed through GBIF data portal, <http://data.gbif.org/datasets/resource/4705/08/2008>)].

<sup>14</sup> *O. eichingeri* has also been recorded within this protected area (coordinates not available) [Data source: Australian National Herbarium (CANB) (accessed through GBIF data portal, <http://data.gbif.org/datasets/resource/4705/08/2008>)].





## Recommendations

- In recent years, the *in situ* conservation of rice landraces on-farm has received some attention (Bellon *et al.*, 1997; Carpenter, 2005; Fukuoka *et al.*, 2006; Joshi and Bauer, 2006; Agnihotri and Palni, 2007; Virk and Witcombe, 2007). However, despite Vaughan and Chang's (1992) warning of the loss of rice diversity through habitat destruction and the need for systematic *in situ* conservation with the establishment of protected areas, there remain no genetic reserves that conserve wild *Oryza* diversity. Another warning was provided by Akimoto *et al.* (1999) in their study of *Oryza rufipogon* in Thailand. The authors sampled populations in 1985 and 1994 and compared genetic diversity using allozymes. They found a severe decline in diversity and significant introgression of the wild species from Asian rice, and what is even more concerning is that each of the original populations was extinct when revisited in 1996. A similar picture has also emerged in China (Fan *et al.*, 2000; Gao *et al.*, 2000), which means there is real concern for maintenance of the wild rice genome. Gao (2003) distinguish between the extinction of entire populations and the drastic change of genetic structure of populations from introgression with cultivated rice, both of which have a serious impact on wild rice gene pool diversity. Therefore, implementation of a network of wild rice genetic reserves will be critical to global food security, particularly in Asia where the human population is dependent on rice as a staple food.
- The high priority taxa identified in this study are those that are of very limited distribution and therefore likely to be in greatest threat of genetic erosion. The locations of these taxa require verification by visiting the identified sites and detailed ecogeographic surveys should also be carried out to identify further locations.
- Based on this study, it is possible that three of the high priority taxa may already have been afforded some degree of protection (*O. minuta*, *O. longiglumis* and *O. rhizomatis*), since data analysis indicates that they are likely to be found within the boundaries of existing protected areas. These data require verification and if they are found at these sites, steps should be taken to ensure that genetic management is put in place as an adjunct to the existing management plan for the sites.
- *O. schlechteri* only occurs in Irian Jaya and Papua New Guinea and this analysis indicates that none of the known locations are protected. However, some locations are in the vicinity of existing protected areas and it is therefore possible that they may also be found within the identified sites. This requires verification by visiting the sites. If none of the known locations of this taxon are found within the boundaries of existing protected areas, steps should be taken to establish new genetic reserve sites at the most suitable locations.
- In this study, we have focussed only on the highest priority taxa (i.e., those with very limited distributions). This does not negate the need for active conservation of the other priority taxa. While these taxa have wider distribution ranges (though further studies are required to obtain the most recent occurrence data and to collect fresh data where gaps exist in order to obtain a clear picture of their current distribution), this does not mean that they are not under threat of genetic erosion. On the contrary, as already noted, wild rice genetic diversity is being lost through habitat destruction and introgression from cultivated populations. Therefore, detailed studies of all the wild *Oryza* species are needed in order to identify priority locations for their conservation throughout their range. For example, in China, Gao and his co-authors have been actively promoting the need for genetic reserve conservation of wild rice species, specifically to conserve populations of *O. rufipogon* in Dongxiang and Jiangxi Provinces (Gao, 2003) and to locate additional populations in Yuanjiang, Yunnan Province.
- With such large collections as the IRRI genebank—estimated to be more than 107,000 accessions made up of mostly landrace or breeding materials of *O. sativa*, *O. glaberrima* and wild *Oryza* species, and representative species from eight genera in the tribe *Oryzaceae* (IRRI, 2008)—it is not unreasonable to assume that as much diversity as can be efficiently collected is being conserved. However, as Lu *et al.* (2002) noted, geographic isolation played a significant role in the differentiation of the *Oryza* accessions; therefore, there is a requirement to ensure the full geographic range is reflected in the wild rice germplasm conserved *ex situ* and as such a full *ex situ* gap analysis study is needed. However, parallel to this action there is a need to streamline existing collections in relation to duplicate identification and particularly to develop a 'core' collection (Ford-Lloyd *et al.*, 1997; Jackson *et al.*, 1997).
- The situation for wild species is different. Far fewer samples of wild species are being conserved *ex situ*. There are 4 370 wild species in the found in IRRI genebank (IRRI, 2008), but several of these, including close wild relatives, are represented by only a handful of accessions. Major collections also exist in China, India, the USA, and Japan and at the Africa Rice Centre (WARDA), but the relative under-representation of wild species is duplicated in most *ex situ* gene banks worldwide, despite the fact that valuable genes are known to exist and could be transferred from these species to the cultigens (Brar and Khush, 1997). Before further collecting is planned, the priority for these species is to determine what new genetic diversity (additional alleles) might be added to existing collections by carefully planned germplasm acquisitions of different species (Hawkes *et al.*, 2000).

### 3.2.7 Pearl millet

#### Scientific name

*Pennisetum glaucum* (L.) R. Br. (Poaceae)

#### Principal synonyms<sup>15</sup>

*P. americanum* L., *P. typhoides* auct. non. (Burm.) Stapf & C.E. Hubbard, *Chaetochloa glauca* (L.) Scribn., *C. lutescens* (Weigel) Stuntz, *Panicum americanum* L., *P. glaucum* L., *Setaria glauca* (L.) Beauv., *Setaria lutescens* (Weigel) F.T. Hubbard

#### Global, regional and local importance

Pearl millet is a staple food grain and source of feed, fodder, fuel and construction material (ICRISAT, 2008). It is the fifth most important cereal crop and most important millet (more than 55% of global millet production) grown in over 40 countries, predominantly in Africa and Asia (ICRISAT, 2008). In West Africa, it is one of two main staple food crops<sup>16</sup> grown by smallholder farmers in marginal agricultural environments in semi-arid to arid regions (CCRP, 2008). Pearl millet is cultivated across 29 million ha and supports more than 100 million people. The major producing countries are Senegal, Mali, Burkina Faso, Niger, Nigeria, Chad, Sudan and India (India being the largest producer, both in terms of area and production), but the crop is most important to national food security in Namibia and Niger. It is also grown in Oceania and the Americas, predominantly as a forage and/or mulch component of minimum tillage-based cropping systems (ICRISAT, 2008). The secondary wild relative, *P. purpureum* Schum., is grown as a forage grass throughout the wet tropics (Brunken, 1977).

#### Taxonomic classification

Brunken (1977) (citing Pilger, 1940), states that *Pennisetum* L. Rich. is one of the largest genera in the tribe Paniceae (of subfamily Panicoideae), containing over 140 species; however, Watson and Dallwitz (1992) consider the genus to contain only about 80 species. The number of species in the genus remains uncertain. The genus was divided into five sections by Stapf and Hubbard (1934) based on morphological characters: *Gymnothrix*, *Eu-Pennisetum*, *Penicillaria*, *Heterostachya* and *Brevivalvula*. *P. glaucum* belongs to section *Penicillaria* (Martel *et al.*, 2004), which is synonymous with section *Pennisetum* (Brunken, 1977). While *P. glaucum* is now generally accepted as the name of the crop, Terrell (1976) argued that the correct name for pearl millet is *P. americanum* (L.) Leeke. Brunken (1977) refers to the crop as *P. americanum* (L.) Leeke subsp. *americanum* and its closest wild relatives as *P. americanum* subsp. *monodii* (Maire) Brunken and *P. americanum* subsp. *stenostachyum* (Klotzsch ex A. Br. & Bouché) Brunken<sup>17</sup> Together with *P. purpureum*, these taxa comprise *Pennisetum* sect. *Pennisetum* (Brunken, 1977).

#### Wild relatives

Studies of the genetic relationships within *Pennisetum* have classified *P. glaucum* subsp. *monodii* and *P. glaucum* subsp. *stenostachyum* in GP1, *P. purpureum* as the only species in GP2 and the remaining species in GP3. However, recently, Akiyama *et al.* (2006) suggested the placement of *P. squamulatum* in the secondary gene pool, along with *P. purpureum*.

#### Primary wild relatives

- *Pennisetum glaucum* subsp. *monodii* (Maire) Brunken
- *P. glaucum* subsp. *stenostachyum* Klotzsch ex. A. Br. and Bouche

#### Secondary wild relatives

- *P. purpureum* Schum.
- *P. squamulatum* Fresen.<sup>18</sup>

#### Tertiary wild relatives

All other species in the genus.

<sup>15</sup> ITIS (2007).

<sup>16</sup> The other main staple in these areas is sorghum.

<sup>17</sup> Index Kewensis recognizes the following authorities: *P. americanum* (L.) K. Schum., *P. americanum* subsp. *monodii* (Maire) J.N. Brunken, *P. americanum* subsp. *stenostachyum* (Klotzsch ex A. Braun & Bouche) J.N. Brunken.

<sup>18</sup> As suggested by Akiyama *et al.* (2006)



## Distribution and centre of diversity

Pearl millet originated in western Africa and was introduced to eastern Africa and the Indian subcontinent around 2000 years ago (ICRISAT, 2008). The closest wild relatives are found in arid regions of West and East Africa (de Wet, 1995b).

## Known uses of wild relatives in crop improvement

Due to the large amount of genetic variation available in *P. glaucum* landraces and breeding materials (Bhattacharjee *et al.*, 2007), wild species have not been used extensively in breeding programs. However, there have been some successful targeted attempts (Rai *et al.*, 1997); such as the use of *P. glaucum* subsp. *monodii* for resistance to leaf diseases, *P. purpureum* for forage traits, stiff stalk and restorer genes of the A<sub>1</sub> CMS (cytoplasmic-nuclear male sterility) system, and *P. squamulatum* for apomictic genes (Hanna, 1992). Wilson *et al.* (2004) found resistance to the hemi-parasitic weed, *Striga hermonthica* in accessions of the wild relative, *P. glaucum* subsp. *monodii*, while Mariac *et al.* (2006) report that, contrary to an earlier study, cultivated pearl millet accessions in Niger contain a significantly lower number of alleles and lower gene diversity than *P. glaucum* subsp. *monodii*, which showed marked variation between accessions. Mariac *et al.* (2006) concluded that “wild populations may be an interesting source of new alleles and new allele combinations, which could be useful to broaden the genetic basis of cultivated accessions”. Wilson and Hanna (1992) note that in their evaluation of disease resistance in the primary and tertiary *Pennisetum* gene pool, resistance was more commonly found and more effective in wild species than in landraces.

In a study to investigate the potential of using wild relatives for genetic enhancement of some semi-arid food crops (including pearl millet), Kameswara Rao *et al.* (2003) note that although the use of wild species in the secondary and tertiary gene pools has generally been limited due to sterility, restricted recombination or cross incompatibility, these species are “extremely important” because they contain high levels of resistance to several important biotic and abiotic stresses. The authors note that while sources of resistance to diseases affecting pearl millet<sup>19</sup> have been identified in cultivated germplasm, when inoculum levels are high, the resistance can be overcome. In their review of the uses of pearl millet wild relatives, Kameswara Rao *et al.* (2003) found that several taxa in the tertiary gene pool have shown promise for crop improvement; including: *P. pedicellatum*, *P. polystachion*, *P. subangustum*, *P. schweinfurthii*, *P. setaceum*, *P. orientale* and *P. squamulatum*. As a result of hybridization experiments between pearl millet and some wild relatives, Marchais and Tostain (1997) concluded that the gene pool could be considerably enlarged using germplasm from a range of species using embryo rescue techniques.

## Priority taxa

### High priority taxa

- *P. schweinfurthii*, which is of limited distribution, occurring only in Ethiopia and Sudan (USDA, ARS, National Genetic Resources Program, 2008).

### Other priority taxa

- *P. americanum* subsp. *monodii* (syn. *P. glaucum* subsp. *monodii*) – according to Brunken (1977), this primary wild relative occurs in the Sahel zone of West Africa “from the docks at Dakar to central Sudan”. Specimens have also been collected in northern Ethiopia and the taxon is also “very common” in the foothills of the mountains of the central Sahara. The subspecies is a colonizer of sandy soils and disturbed habitats, such as seasonal stream beds and roadsides, and as a weed near human habitations (Brunken, 1977).
- *P. americanum* subsp. *stenostachyum* (syn. *P. glaucum* subsp. *stenostachyum*) – this primary wild relative is found “within and below” the Sahel region, from Senegal to Sudan, is especially common in western Senegal and has also been found in Angola and northern South-west Africa (Brunken, 1977). Throughout its distribution, the taxon occurs as an agricultural weed in cultivated and recently abandoned pearl millet fields (Brunken, 1977).
- *P. purpureum* – the natural distribution range of this secondary wild relative is from “Guinea in the west, through the forest belt of West Africa, south through Angola and Rhodesia and in East Africa from Mozambique to southern Kenya” (Brunken, 1977). *P. purpureum* has been introduced to most of the world’s wet tropics as a forage crop and has become naturalized in many places. It is a colonizing species preferring wet, disturbed sites, such as stream banks and roadsides. (Brunken, 1977)

<sup>19</sup> The four major diseases of pearl millet are downy mildew (*Sclerospora graminicola* (Sacc.) J. Schröt), smut (*Moesziomyces penicillariae* (Bref) K. Vánky), ergot (*Claviceps fusiformis* Loveless) and rust (*Puccinia substriata* var. *indica* (Ellis & Barth.) Ramachar & Cummins) (Kameswara Rao *et al.*, 2003).

- *P. squamulatum* – native to North-east and East tropical Africa (Clayton *et al.*, 2008; USDA, ARS, National Genetic Resources Program, 2008); specifically, Eritrea, Ethiopia, Kenya and Tanzania (USDA, ARS, National Genetic Resources Program, 2008).

### Priority sites (High priority taxa)

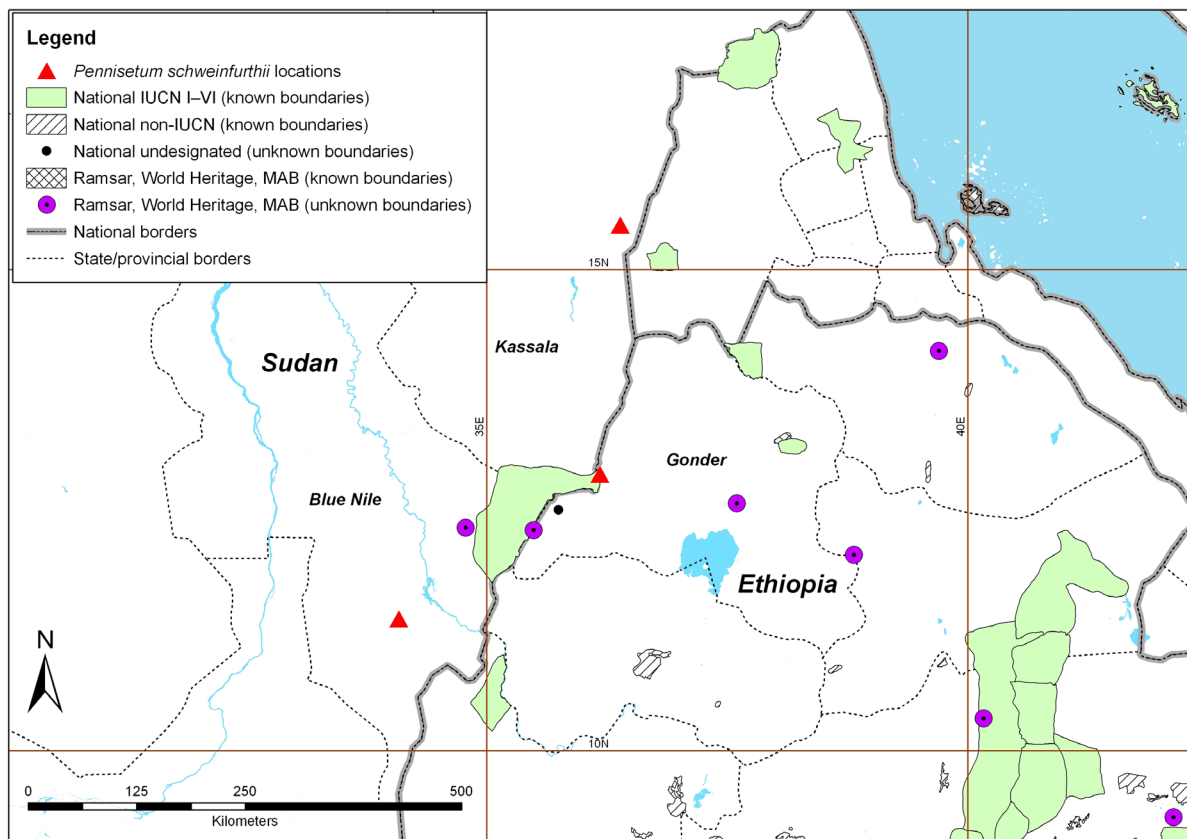
*Pennisetum schweinfurthii* is recorded as occurring in Sudan and Ethiopia. Ethiopian records are on the Sudan–Ethiopia border only (see Figure 17).

### Recommendations

- An ecogeographic survey and gap analysis of *P. schweinfurthii* is needed in order to ascertain its current distribution and conservation status; however, based on our analysis, it is likely that the taxon is in need of immediate conservation action, both *in situ* and *ex situ*. Occurrences of the taxon near the towns of Gallabat (Sudan) and Metema (Ethiopia) could be inside the boundaries of Dinder National Park, Sudan (IUCN category II). The manager of this site should be contacted to try to ascertain whether the taxon can be found there. The analysis presented in Figure 17 indicates that the locations of other populations of the taxon (to the north in Kassala and to the South-west in Blue Nile, Sudan) are not protected.

FIGURE 17

### Locations of *Pennisetum schweinfurthii*



Data recorded by SINGER (accessed through GBIF data portal, <http://data.gbif.org/datasets/resource/1430> 15/07/2008) and extrapolated from Herbarium W (Natural History Museum, Vienna) (accessed through GBIF data portal, <http://data.gbif.org/datasets/resource/1479> 15/07/2008).

- A detailed ecogeographic survey and gap analysis of *P. squamulatum* is required in order to establish its current distribution and to identify priority sites for its conservation *in situ*.
- Due to the wide range and colonizing habit of *P. americanum* subsp. *monodii*, *P. americanum* subsp. *stenostachyum* and *P. purpureum*, these taxa are not a high priority for inclusion in the genetic reserve network. However, detailed ecogeographic surveys may reveal distinct genetic diversity in some populations; in which case, representative populations should eventually be included in the network.
- All of the tertiary wild relatives listed by Kameswara Rao *et al.* (2003) as having shown promise for crop improvement, apart from *P. schweinfurthii* (i.e., *P. pedicellatum*, *P. polystachion*, *P. subangustum*, *P. setaceum* and *P. orientale*) are relatively widely distributed and therefore not of immediate conservation concern. *P. pedicellatum* and *P. polystachion* are both widely distributed in Africa and *P. pedicellatum* is also native to India (USDA, ARS, National Genetic Resources Program, 2008). The taxa are also naturalized elsewhere and are both declared as noxious weeds by the USDA Animal and Plant Health Inspection Service (USDA–APHIS) (USDA, ARS, National Genetic Resources Program, 2008). *P. subangustum* is native to and widely distributed in West and West–Central Tropical Africa (USDA, ARS, National Genetic Resources Program, 2008). *P. setaceum* is widely distributed in Africa, temperate Asia, Australasia, the Pacific and southeastern Europe (Clayton *et al.*, 2008) and is declared a noxious weed in the United States (USDA, ARS, National Genetic Resources Program, 2008). *P. orientale* is distributed in North and North-east tropical Africa, temperate and tropical Asia, the Pacific and the Caribbean (Clayton *et al.*, 2008). Although these taxa may not be under threat throughout their range, efforts to collect and conserve genetically representative samples *ex situ* should be made to ensure that material is readily available for use in breeding programs.
- Bhattacharjee *et al.* (2007) note that the available genetic diversity in ICRISAT’s pearl millet germplasm collection (which includes 750 accessions of a number of wild relatives) has not been adequately utilized due to a lack of proper evaluation data. Although the authors report that they have recently established an evaluated core collection of pearl millet germplasm, wild relatives are not included in this core collection. An *ex situ* gap analysis of the wild relatives of *P. glaucum* should be undertaken, fresh collections made as necessary and wild germplasm characterized and evaluated to aid use in breeding programs in the future.



### 3.2.8 Garden pea

#### Scientific name

*Pisum sativum* L.

#### Principle synonyms

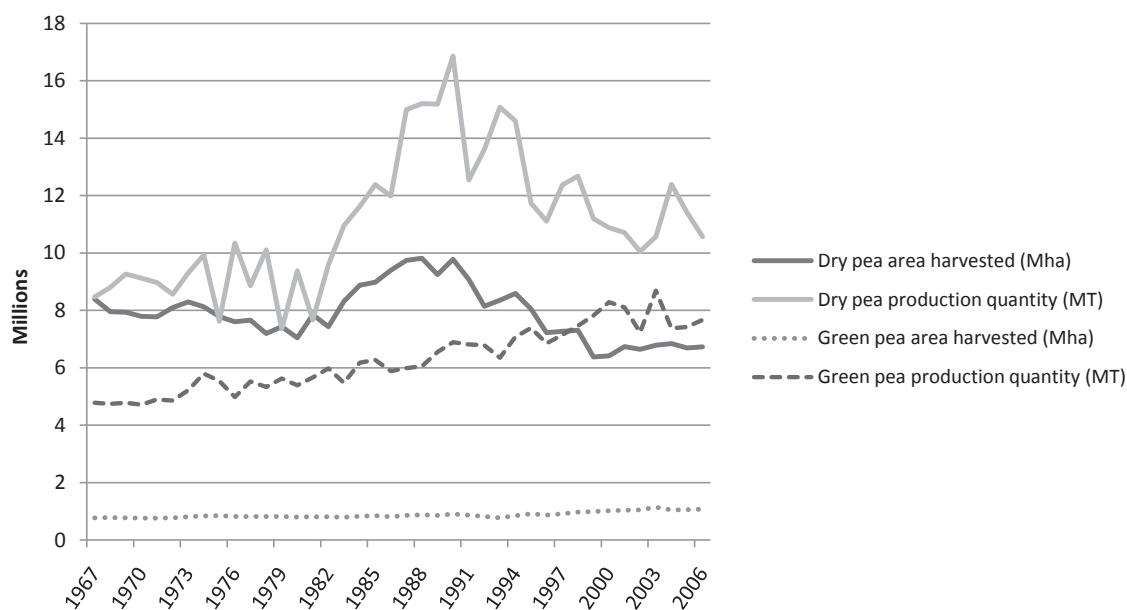
*Lathyrus oleraceus* Lam., *P. vulgare* Jundz.

#### Global, regional and local importance

The garden or field pea is a diverse crop with relatively high intra-specific variation. It is cultivated across temperate regions of Asia, Europe and America and as a winter crop in highland tropical Africa. Pea has been cultivated for millennia, possibly because of the low levels of toxins in the seed (Liener, 1982) and the relatively high protein content of 25% (Monti, 1983). Pea remains today one of the most important temperate pulse, fodder and vegetable crops. Garden peas (*P. sativum* L. var. *sativum*) is produced primarily for human consumption; as a vegetable, it is harvested and eaten either as immature pods (e.g., ‘mangetout’), or as a green pea with seeds shelled from the pods and eaten fresh. In a number of developed countries, a significant proportion of the crop is now harvested in an immature state and frozen to make a convenience food or harvested as dry pea and canned. Field pea (*P. sativum* var. *arvense* (L.) Poiret) is usually harvested as dried seeds and is predominantly utilized as a fodder for domestic farm animals. It is also often used traditionally as a green manure or for enhancing soil fertility in a crop rotation.

Garden and field pea are together the fourth most important legume pulses, with an estimated world production of approximately 10.5 MT for (dry pea) and 7.6 MT for (green pea), planted on approximately 7 million ha (dry pea 6.7 m/ha and green pea 1.0 m/ha) in 2006 (FAO, 2008b). The majority of the crop is used for pulse production and the remainder is largely frozen for convenience food production. Figure 18 indicates a steady global production of green pea, but dry pea production peaked in the early 1990s (FAO, 2008b). Pea is well placed to meet increased global demand for high protein human and animal feed and to act as a leguminous break crop in diverse farming systems (Ambrose *et al.*, 1997). It is therefore important to ensure that pea genetic resources are conserved and available for further exploitation and crop development.

FIGURE 18

**World area harvested and production quantity for dry and green pea (FAO, 2008b)****Taxonomic classification**

*Pisum sativum* is taxonomically isolated from other cultivated legumes and is placed in a small genus with its wild relatives, *P. fulvum* Sibth. & Sm. and *P. abyssinicum* A. Br. (Maxted and Ambrose, 2001). However, the diversity of the genus *Pisum* is not well understood, conserved or utilized, even though its conservation was given priority by the International Board for Plant Genetic Resources (IBPGR, 1985). The genus *Pisum* is a member of the legume tribe *Vicieae* of subfamily *Papilionoideae*, along with *Lathyrus* L., *Lens* Mill., *Vavilovia* A. Fedorov and *Vicia* L. The genus is distinguished from related genera by the presence of relatively large, leafy stipules, which are semi-amplexical around the terete stem. The genus is most closely related to the monospecific genus *Vavilovia*, which contains the one dwarf, perennial, alpine species, *V. formosa* (Stev.) A. Fed. (formerly regarded as the *Pisum* species, *P. formosum* (Stev.) Boiss.), an endemic of high altitude areas in the Middle East.

There has been some agreement in the literature over the number of taxa in the genus but much dispute over their rank. Boissier (1872) recognized four annual species: *P. elatius* Bieb., *P. humile* Boissier and Noë, *P. fulvum* and *P. formosum* (Stev.) Alef. (syn. *V. formosa*). The former three have subsequently remained key taxa within the genus. Their inter-relationships and taxonomic position were partially clarified by breeding experiments undertaken by Ben-Ze'ev and Zohary (1973). They found when crossing the putative species, *P. sativum*, *P. elatius*, *P. humile* and *P. fulvum*, that *P. sativum*, *P. elatius* and *P. humile* were completely inter-fertile and only *P. fulvum* was more isolated, and thus deserving of specific distinction from *P. sativum*. Therefore, the classification proposed by Davis (1970), which recognized two species and multiple subspecific taxa within *P. sativum*, has largely been adopted. The classification produced by Davis (1970) resulted from a national flora so does not include taxa found outside of the Middle East; therefore, it is not fully comprehensive. Importantly, the primarily Ethiopian taxon, *P. abyssinicum* A. Br., was not considered and on the basis of diverse sources of evidence (Kloz, 1971; Przybylska *et al.*, 1983; Parzys and Przybylska, 1984; Ambrose, 1992; Ellis *et al.*, 1998), this species also deserves specific rank.

Smartt (1990) makes the point that widely cultivated species often suffer highly disrupted selection pressures, which leads to the production of extreme morphological variants. These are often subsequently given taxonomic rank (e.g., 'mangetout' pea has been given specific status as *P. macrocarpum* Ser. ex Schur, but it is known that pod size is under simple genetic control and therefore this rank would appear unwarranted). Thus, within *P. sativum*, the description of subspecies and varieties has proliferated. Maxted and Ambrose (2001), following their review of the literature, proposed the adoption of a simple infra-specific classification of two subspecies and varieties (see Table 7). Subsequently, as a result of a study of plastid, mitochondrial and nuclear genomes, Kosterin and Bogdanova (2008) identified a third *P. sativum* subspecies, subsp. *jomardii* (Schrank) Kosterin; but this taxon has still to be generally accepted.

TABLE 7

**Classification of *Pisum* taxa (Maxted and Ambrose, 2001)**

Species	Subspecies	Varieties
<i>P. sativum</i> L.	<i>sativum</i>	<i>sativum</i>
		<i>arvense</i> (L.) Poiret
	<i>elatius</i> (Bieb.) Aschers. & Graebn.	<i>elatius</i>
		<i>brevipedunculatum</i> Davis & Meikle
		<i>pumilio</i> Meikle (syn. <i>P. humile</i> Boiss. & Noë)
<i>P. abyssinicum</i> A. Br.		
<i>P. fulvum</i> Sibth. & Sm.		

### Wild relatives

Qualitative and quantitative characterization data (Ambrose, 1992; Amurrio *et al.*, 1995) and molecular techniques are being used to identify taxonomic groupings (Hoey *et al.*, 1996; Lu *et al.*, 1996; Ambrose *et al.*, 1997; Kosterin and Bogdanova, 2008) and this is providing insight into the phylogenetic relationship both between *Pisum* species and within *P. sativum*. All *Pisum* taxa are inbreeders with a diploid number of  $2n=14$  (Ben-Ze'ev and Zohary, 1973). The taxa within *P. sativum* are fully inter-fertile and crosses between *P. sativum* and *P. fulvum* are possible (Ben-Ze'ev and Zohary, 1973; Ochatt *et al.*, 2004), particularly if *P. sativum* is the female parent (Ben-Ze'ev and Zohary, 1973). A small number of crosses between *Pisum* and *V. formosa* made at the N.I. Vavilov Institute of Plant Industry (St. Petersburg, Russia) have also proven successful if *P. fulvum* is the female parent; however, the two resultant  $F_1$  hybrid plants were not viable (A. Golubev, pers. comm.).

### Primary wild relatives

- *Pisum sativum* L. subsp. *arvense*
- *P. sativum* subsp. *elatius* var. *elatius*
- *P. sativum* subsp. *elatius* var. *brevipedunculatum*
- *P. sativum* subsp. *elatius* var. *pumilio* (syn. *P. humile*)

### Secondary wild relatives

- *P. abyssinicum* A. Br.
- *P. fulvum*

### Tertiary wild relatives

- *Vavilovia formosa*

### Distribution and centre of diversity

*P. sativum* is naturally found in Europe, Northwest Asia and extending south to temperate East Africa, while *P. fulvum* is more restricted to the Middle East and *P. abyssinicum* is an endemic of Ethiopia and Yemen. Maxted and Ambrose (2001) summarized the ecogeographic distribution and cultivation status for *Pisum* taxa (see Table 8). It is difficult to provide precise details for the centre of diversity of the crop taxa because their range has been modified significantly by human activities during the millennia it has been cultivated. Its cultivation is mentioned by Greek and Roman writers in 500 BC (Roy Davies, 1995). Carbonized peas are found during excavations of Neolithic sites from c. 7 000 BC. Zohary and Hopf (2000) conclude that cultivation of pea pre-dates wheat and barley. Vavilov (1949) considered the centre of origin of pea was Ethiopia, the Mediterranean and central Asia, with a secondary centre in the Near East. Archaeological evidence suggests that this was the area of crop domestication (Zohary and Hopf, 1973).

### Known uses of wild relatives in crop improvement

All taxa within *P. sativum* are fully inter-fertile and crosses between *P. sativum* and *P. fulvum* are possible, though difficult (Ben-Ze'ev and Zohary, 1973; Ochatt *et al.*, 2004). Crosses between *Pisum* taxa and *V. formosa* have shown limited success as the  $F_1$  hybrid plants were not viable (A. Golubev, pers. comm.). Thus, most use of CWR has been in using the *P. sativum* subsp. *elatius* varieties (Hance *et al.*, 2004), with much more limited use of *P. fulvum*. Forster *et al.* (1999) used a mutant line of *P. fulvum* that lacked seed lipoxygenase-2 (LOX-2) to introgress with *Pisum sativum* cv. Birte and produce near-



isogenic lines with or without seed LOX-2, which in turn generated relatively less 13-hydroperoxides and produced relatively more hydroxy and ketoacid compounds that have implications for the fresh-frozen pea industry in terms of increased disease (*Ascochyta pisi* and *Erysiphe pisi*) and pest resistance (bruchids). Fondevilla *et al.* (2007) also found a new gene for resistance to powdery mildew (*Erysiphe pisi*) in accessions of *P. fulvum*. Pea weevil, *Bruchus pisorum* L. (Coleoptera: Bruchidae) remains one of the most intractable pest problems of cultivated pea, but significant weevil resistance has been found in *P. fulvum* that could be used to endow pea cultivars with pod and/or seed resistance to *B. pisorum* (Clement *et al.*, 2002). Crosses between *P. fulvum* as the pollen parent with *P. sativum* cv. Wirrega, using wild type *P. sativum* JI 252 as a bridging cross, identified two sources of partial resistance to ascochyta blight (*Mycosphaerella pinodes*), which together significantly reduced foliage infection (Wroth, 1998). Pea bacterial blight (*Pseudomonas syringae* cv. Pisi) occurs worldwide and can cause severe damage under cool and wet conditions, but resistance to all seven blight races has been found in *P. abyssinicum* and this resistance is now used in commercial cultivars (Elvira-Recuenco, 2000; Elvira-Recuenco *et al.*, 2003). This finding has been further explored by Hollaway *et al.* (2007) who describe attempts to commercialize race non-specific resistance identified from *P. abyssinicum* into field pea. Elvira-Recuenco (2000) also showed that endophytic bacteria (predominantly Gram-negative bacteria, including *Pseudomonas* sp., *Pantoea agglomerans*, *Arthrobacter* sp. and *Curtobacterium* sp.) offer a source of biological control via their ability to suppress bacterial blight.

TABLE 8

**Geographic distribution of *Pisum* and *Vavilovia* taxa (Maxted and Ambrose, 2001)**

Taxon	Geographic distribution	Cultivation status	Ecological preferences
<i>P. sativum</i> subsp. <i>sativum</i> var. <i>sativum</i>	Pan-temperate	Crop	Cultivated & spontaneous
<i>P. sativum</i> subsp. <i>sativum</i> var. <i>arvense</i>	Europe and South-west Asia	Crop	Cultivated & spontaneous
<i>P. sativum</i> subsp. <i>elatius</i> var. <i>elatius</i>	Eastern Mediterranean and South-west Asia	Wild	Rocky & grassy slopes, forest & field margins, scrub, ruins, 0–1 700 m
<i>P. sativum</i> subsp. <i>elatius</i> var. <i>brevipedunculatum</i>	Cyprus and Turkey	Wild	Fields, vineyards & roadsides, 700–1 000 m
<i>P. sativum</i> subsp. <i>elatius</i> var. <i>pumilio</i>	Eastern Mediterranean and South-west Asia	Wild	Open scrub, rocky slopes & fallow fields, 700–1 800 m
<i>P. abyssinicum</i>	Ethiopia and Yemen	Crop/wild	Cultivated & spontaneous
<i>P. fulvum</i>	Eastern Mediterranean and South-west Asia	Wild	Rocky limestone slopes, & dwarf shrubland, 30–1 500 m
<i>V. formosa</i>	Caucasus and South-west Asia	Wild	Loose limestone scree, > 1 500 m

**Priority taxa**

**High priority taxa**

- *P. abyssinicum*
- *P. sativum* subsp. *elatius* var. *brevipedunculatum*

**Other priority taxa**

- *P. fulvum*
- *P. sativum* subsp. *elatius* var. *pumilio*
- *Vavilovia formosa*

**Priority sites**

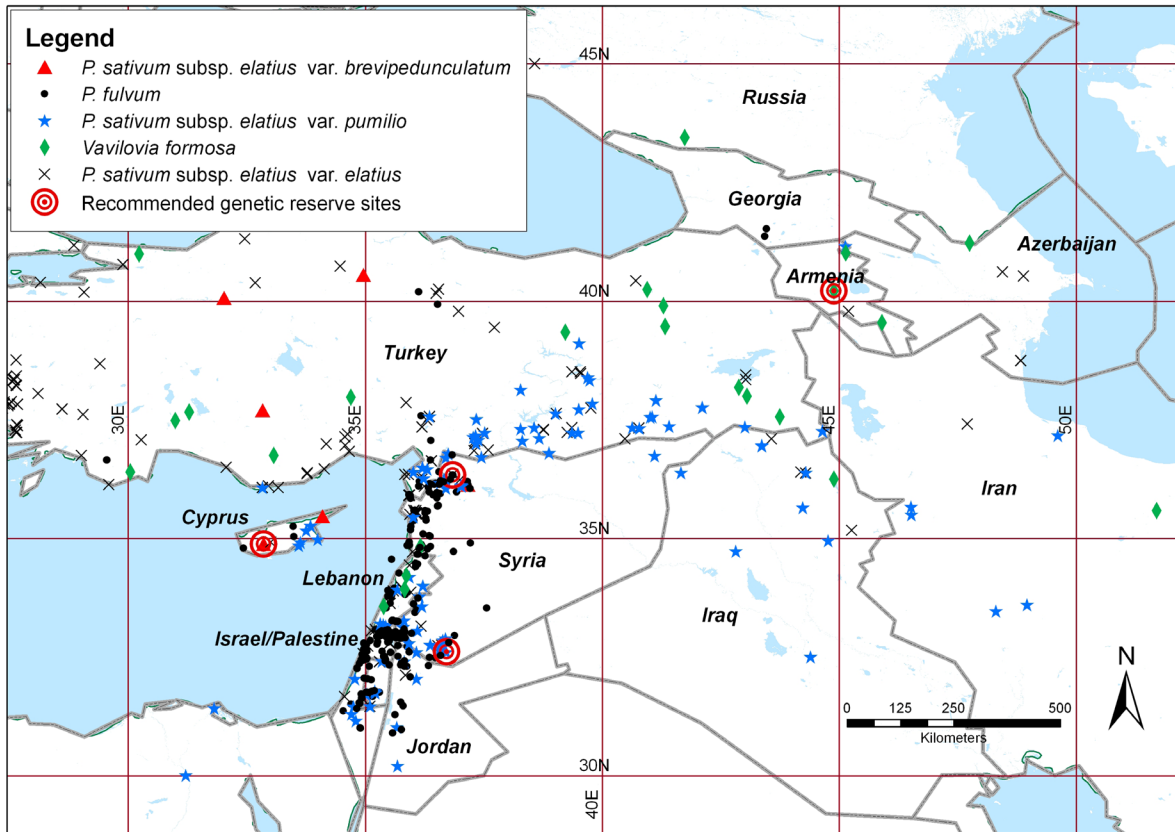
Wild *Pisum* taxa naturally occur in 21 countries at the junction of Asia, Europe and Africa; but Turkey, Syria, Cyprus and Israel/Palestine harbour the highest number of populations, while *V. formosa* is more restricted, being found in high altitude areas of Turkey, Lebanon, Iraq, Iran, Armenia, Azerbaijan, Georgia and bordering areas of Russia (Figure 19). The high priority taxon, *P. sativum* subsp. *elatius* var. *brevipedunculatum* is only known from a few locations in Cyprus, Turkey and Syria. *P. abyssinicum* is poorly known and rarely studied, being restricted to Ethiopia and Yemen (see Figure 20), at some distance from the main centre of *Pisum* diversity. Mumtaz (2005) undertook complementarity analysis using the Rebelo and Siegfried (1992) methodology via Diva GIS (Hijmans *et al.*, 2001) and suggested the establishment of two genetic reserves to conserve *Pisum* diversity—one near the border of Hatay province in southern Turkey and in Aleppo province in Northwest Syria and another in South-west Syria on the Israel/Palestine and Jordanian border. In a



recent review of *V. formosa* in Armenia (Akopian and Gabrielyan, 2008), the perennial species was found to be highly endangered and the establishment of a protected area was recommended.

FIGURE 19

**Locations of priority *Pisum* wild relatives, *P. sativum* subsp. *elatius* var. *brevipedunculatum*, *P. fulvum*, *P. sativum* subsp. *elatius* var. *pumilio* and *Vavilovia formosa***

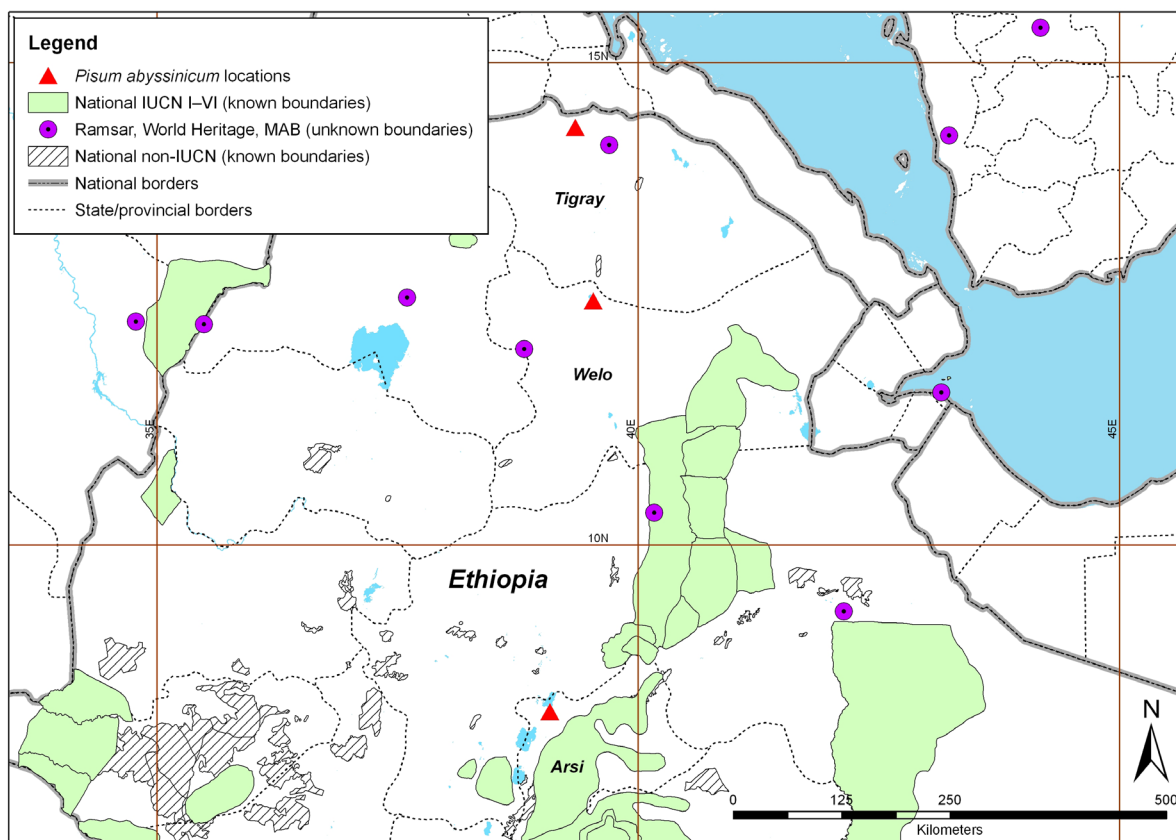


Primary data source: Mumtaz (2005), with additional records for *P. fulvum* accessed via GBIF (from SINGER (accessed through GBIF data portal, <http://data.gbif.org/datasets/resource/1430> 18/07/2008), NPGS (<http://data.gbif.org/datasets/resource/1429> 18/07/2008), Israel Nature and Parks Authority (<http://data.gbif.org/datasets/resource/1431> 18/07/2008) and CIBIO, Alicante:ABH-GBIF (<http://data.gbif.org/datasets/resource/251> 18/07/2008)) and additional records for *V. formosa* from Akopian and Gabrielyan (2008) and EURISCO (accessed through GBIF data portal, <http://data.gbif.org/datasets/resource/1905> 18/07/2008). Locations of *P. sativum* subsp. *elatius* var. *elatius* are also shown (Mumtaz, 2005). Although this taxon is not a high priority due to its extensive distribution (which extends into western and northern Europe), it may be conserved within the some of the same sites as the priority taxa.



FIGURE 20

**Locations of *Pisum abyssinicum***



Data source: SINGER (accessed through GBIF data portal, <http://data.gbif.org/datasets/resource/1430> 18/07/2008).

Based on this analysis, specific sites to conserve *Pisum* and *Vavilovia* should be located at:

- Troodos Mountains, Limassol, Cyprus (34.8833N, 32.8547E), near the village of Phini. One of only a few recorded locations of *P. sativum* subsp. *elatus* var. *brevipedunculatum*. This is the only recorded location close to an existing protected area (Troodos National Forest Park, IUCN category II). Further searches may reveal locations within this protected area.
- Jabal Simeon, Aleppo province, Syria (36 20 02.65N, 36 50 37.47E). This would be a good option for a single reserve as there are significant local populations of *P. fulvum* and *P. sativum* subsp. *elatus*, as well as significant populations of other forage legume and cereal CWR present. The local presence of the citadel of St. Simeon means the area already has some level of protection and there is potential of associated eco-tourism, so designation and site protection should be a priority.
- Salkhad, Suweida province, Syria (32 36 25N, 36 43 02E). This is a good general site for *Pisum* with *P. fulvum*, *P. sativum* subsp. *elatus* var. *elatus* and var. *pumilio*, as well as significant populations of other forage legume and cereal CWR.
- Akna Lich, Geghama mountain ridge, Yerevan province, Armenia (40 13 19.43N, 44 53 17.31E). This location has the largest known population of *V. formosa* in Armenia, with approximately 1200 individuals growing in an area of about 2 ha. The site was identified during the recent UNEP/GEF project, 'In situ conservation of crop wild relatives through enhanced information management and field application', and thus already has a level of protection.

**Recommendations**

- *Pisum* CWR are not currently being actively conserved *in situ*, though as noted above the establishment of *V. formosa* genetic reserves in Armenia has been suggested (Akopian and Gabrielyan, 2008). Like many other groups of CWR species, some wild *Pisum* taxa are currently found within existing protected areas (national parks, wildlife reserves, etc.), but here they are being 'passively' conserved (species and genetic diversity is not being actively monitored and managed) and thus they are susceptible to genetic erosion and possible extinction.



- Wild *P. abyssinicum* has only been recorded at three locations in Ethiopia<sup>20</sup> (in Tigray, Welo and Ārsī provinces). This taxon is a high priority for conservation action. Our analysis indicates that it is not found within existing protected areas. On the basis of current knowledge it is not possible to make suggestions regarding an appropriate conservation strategy for this taxon, but given that both cultivated and wild forms are found, it deserves increased attention. Immediate steps should be taken to undertake a comprehensive ecogeographic survey to verify locations and recommendations should be made for genetic reserve establishment at suitable sites.
- *P. sativum* subsp. *elatius* var. *brevipedunculatum* has a very limited distribution and should be targeted for immediate conservation action. Our analysis indicates that none of the known locations of this taxon are found within an existing protected area. However, one population in South-west Cyprus is near Troodos National Forest Park (IUCN category II). Local searches should be carried out to ascertain whether the taxon may be found within this protected area and if found, the population(s) should be actively monitored and managed.
- Genetic reserves should be established at the two sites in Syria suggested by Mumtaz (2005) (to conserve *P. fulvum*, *P. sativum* subsp. *elatius* var. *pumilio* and *P. sativum* subsp. *elatius* var. *elatius*). The site suggested by Akopian and Gabrielyan (2008) to conserve *V. formosa* should also be established. Further sites for *V. formosa* should be established following a detailed ecogeographic survey of this taxon.
- Our analysis indicates that Lebanon is a hot-spot for all the priority taxa. A detailed study of the distribution of the taxa in Lebanon should be undertaken and reserves established to conserve these western Mediterranean populations.
- Although there are relatively large *ex situ* seed collections of cultivated (76,000—FAO, 1998) and wild (approx. 500—Maxted and Ambrose, 2001) *Pisum* accessions, the collections are not comprehensive in terms of taxon or genetic diversity and there remain numerous gaps in conserved materials—notably for Ethiopian material of *P. abyssinicum* and *V. formosa* (Maxted and Ambrose, 2001). As well as the need to establish genetic reserves and for further germplasm collection, there is a complementary need to take positive steps to ensure *in situ* on-farm conservation of landrace diversity in countries that retain high levels of landrace cultivation; such as Albania, Armenia, Ethiopia, Iran, Morocco, Portugal, Syria, Turkey and Yemen.

### 3.2.9 Potato

#### Scientific name

*Solanum tuberosum* L.

#### Principle synonyms

*S. esculentum* Neck., *S. sinense* Blanco, *S. chilense* (DC.) Berth., *S. cultum* (DC.) Berth., *S. sabinii* (DC.) Berth., *S. maglia* Schlechtd., *S. molinae* Juz., *S. leptostima* Juz.

#### Global, regional and local importance

Potato production represents roughly half of the world's annual output of all roots and tubers (Hawkes *et al.*, 2000). The crop is eaten by over one billion people worldwide and is part of the diet of half a billion consumers in developing countries (FAO/CIP, 1995). Today, potato (*Solanum tuberosum* L.) is widely cultivated in most parts of the world, but was originally restricted to the Andes mountains of South America (Colombia, Venezuela, Ecuador, Peru, Bolivia) and the coastal regions of southern Chile (Hawkes, 1990). The crop was first brought to Europe in the late 16th century and has now become adapted to cool, warm, temperate and many tropical regions of the world (Hawkes, 1990). *S. tuberosum* has an annual production of 315 MT (FAO, 2008b). Several other species are cultivated in the Andes and the economic value of these is without doubt high, though impossible to calculate. Potato is however the most important tuber crop, planted on approximately 19 M ha in 2006 (FAO, 2008b). Figure 21 indicates a steady global production of potato with an increase since 2000 (FAO, 2008b). The five highest producers are China, Russian Federation, India, United States of America and the Ukraine with 70.3, 38.5, 23.9, 19.7 and 19.4 MT of production, respectively in 2006, while Peru, the centre of diversity, grew 3.3 MT (FAO, 2008b). Potato originated in the Andes of South America but is important for food security not only in this region but also in North America, Europe and higher altitude regions of Asia (FAO, 2008b).

<sup>20</sup> Collections of cultivated material have also been made at other locations (mainly markets) in Ethiopia.

FIGURE 21

**World area harvested and production quantity for potato (FAO, 2008b)**

Hawkes (1999) noted that when we talk about the potato, there are in fact seven cultivated taxa known in the Andes (referred to either as species or cultivar groups), with diploid, triploid, tetraploid and pentaploid chromosome numbers, but the tetraploid *S. tuberosum* is the only one to have become a crop of global significance. The other cultivated species are the diploids ( $2n=24$ ), *S. stenotomum* Juz. and Buk. (thought by Hawkes to be the original cultivated species), *S. phureja* Juz. and Buk. and *S. ajanhuiri* Juz. and Buk., two triploids ( $2n=36$ ), *S. chaucha* Juz. and Buk. and *S. juzepczukii* Buk., one tetraploid ( $2n=48$ ), *S. tuberosum*, and one pentaploid ( $2n=60$ ), *S. curtilobum* Juz. and Buk. Although the cultivated *S. tuberosum* is tetraploid ( $2n=48$ ), its wild relatives range from diploid ( $2n=24$ ) to hexaploid ( $2n=72$ ).

The cultivation of traditional potato cultivars of *S. tuberosum* subsp. *andigena* is most widespread in the highlands of Venezuela, Colombia, Ecuador, Peru, Bolivia and northern Argentina, and to a lesser extent in Mexico and Guatemala, primarily at altitudes of 2 000–4 000 m (Huamán *et al.*, 1997). The cultivation of other species is more restricted—ancient cultivars of *S. tuberosum* subsp. *tuberosum* are restricted mainly to Chiloe Island in southern Chile at about sea level, *S. stenotomum*, *S. goniocalyx* and *S. x chaucha* are primarily cultivated from northern Peru to central Bolivia between 3 000 and 3 900 m, *S. phureja* is the only species cultivated in the warmer Andean valleys of Venezuela, Colombia, Ecuador, Peru and Bolivia from 2 000–3 700 m, while cultivation of other species is rarer and scattered and may have resulted from recent introductions. The hybrids *S. x curtilobum*, *S. x juzepczukii* and *S. x ajanhuiri* are cultivated in restricted areas of Peru, Argentina and Bolivia at 3 800–4 200m and as a result show excellent frost tolerance (Huamán *et al.*, 1997).

### Taxonomic classification

In their review of the taxonomy of wild potato, Hijmans *et al.* (2002) refer to *Solanum* as having a dynamic taxonomy, which appears entirely apt as there remain numerous classifications of the potato and its relatives. However, potato belongs to the family Solanaceae, which contains approximately 2 300 species (primarily herbs, with a few shrub or tree species) divided into 96 genera and three subfamilies (D'Arcy, 1986, 1991). The highest concentration of species is in South America, suggesting the family is likely to have originated in that subcontinent (Hawkes *et al.*, 2000). The family is composed of a few large genera (*Solanum* – about 1 000 species, *Cestrum* – 175 species, *Lycium* – 75 species, *Physalis* – 75 species, *Nicotiana* – 95 species and *Cyphomandra* – 50 species) and many genera with smaller numbers of species (D'Arcy, 1991). The tuber-bearing *Solanum* species are restricted to section *Petota*, which are distributed from southwestern United States to Mexico, Central America and the western region of South America. Within the section D'Arcy (1991) recognizes approximately 225 species, but Spooner and Hijmans (2001) have a slightly more restricted circumscription of 196 species, having transferred the non-tuber bearing species to section *Etuberosum*. Section *Petota* is divided into 3 subsections and 19 series (D'Arcy, 1986, 1991) and *S. tuberosum* is placed in subsection *Petotoe* series *Tuberosa* (Nee, 1999). This series contains a differing number of cultivated taxa—21 species (Lechnovich, 1971), 7 species



(Hawkes, 1990), 9 species (Ochoa, 1990), or as a single species, *S. tuberosum*, with eight cultivar groups (Huamán and Spooner, 2002). The most comprehensive recent classification of the whole genus *Solanum* is provided by Nee (1999).

### Wild relatives

The potato gene pool is unusual in terms of a crop/CWR complex in that there is a significant number of both cultivated and relatively closely related wild species, although *S. tuberosum* does predominate in terms of scale of cultivation (Hawkes, 1990). As a result, it can be argued that the primary wild relatives of *S. tuberosum* are other cultivated species of *Solanum* in section *Petota* subsection *Potatoe* series *Tuberosa* placed alongside *S. tuberosum*, and the secondary wild relatives are the wild species of the same series. However, Hawkes (1990) divides series *Tuberosa* into four groups of species; the cultivated species are placed in Group iv and the implication is that the closest wild relatives of the cultivated taxa are found in Group iii; therefore, these are the secondary wild relatives, with other *Solanum* species constituting the tertiary wild relatives. Hijmans *et al.* (2002) state that within section *Petota* many of the species at the same ploidy and Endosperm Balance Number levels, even those that are morphologically distinct, freely cross to form fertile hybrids and approximately 13% (26) of the 196 tuber-bearing *Solanum* species have been hypothesized to have arisen by hybrid speciation. Further, Hawkes and Hjerting (1969, 1989) believed that inter-specific hybridization that did not necessarily lead to full speciation was common in section *Petota*, a situation in part confirmed by molecular evidence (Rabinowitz *et al.*, 1990; Clauson and Spooner, 1998). Hijmans *et al.* (2002) conclude that the extent and effect of hybridization in wild potatoes is still an open question, which makes the attribution of *Solanum* taxa into the primary, secondary and tertiary gene pool in the conventional Harlan and de Wet (1971) sense premature. Nonetheless, even though the Hawkes (1990) conception is no longer universally accepted, it can be used until such time that further research into the potato gene pool provides us with better knowledge of the genetic relationships between taxa.

### Primary wild relatives

*Solanum* section *Petota* subsection *Potatoe* series *Tuberosa* Group iv:

- *Solanum ajanhuiri* Juz. and Buk.
- *S. chaucha* Juz. and Buk.
- *S. curtilobum* Juz. and Buk.
- *S. juzepczukii* Buk.
- *S. phureja* Juz. and Buk.
- *S. stenotomum* Juz. and Buk.

### Secondary wild relatives

*Solanum* section *Petota* subsection *Potatoe* series *Tuberosa* Group iii:

- *S. achacachense* Cárđ.
- *S. alandiae* Cárđ.
- *S. avilesii* Hawkes & Hjerting
- *S. berthaultii* Hawkes
- *S. brevicaule* Bitter
- *S. candolleianum* Berth.
- *S. gandarillasii* Cárđ.
- *S. gourlayi* Hawkes (syn. *S. × bruecheri*)
- *S. hondelmannii* Hawkes & Hjerting
- *S. hoopesii* Hawkes & Okada
- *S. incamayoense* Okada & Clausen
- *S. kurtzianum* Bitter & Wittrn.
- *S. leptophyes* Bitter
- *S. microdontum* Bitter
- *S. neocardenasii* Hawkes & Hjerting
- *S. neorossii* Hawkes & Hjerting
- *S. okadae* Hawkes & Hjerting
- *S. oplocense* Hawkes
- *S. sparsipilum* (Bitter) Juzepczuk & Bukasov, in Buk.
- *S. spgazzinii* Bitter
- *S. ugentii* Hawkes & Okada
- *S. venturii* Hawkes & Hjerting
- *S. vernei* Bitter & Wittrn.
- *S. virgultorum* (Bitter) Cárđ. & Hawkes

### Tertiary wild relatives

Other *Solanum* species

### Distribution and centre of diversity

The genus *Solanum* is geographically widespread; most are tropical, whilst the tuber-bearing species tend towards warm temperate and cool climatic zones (D'Arcy, 1991) from the South-west United States southwards through Mexico and Central America into the western parts of South America and the region of southern Brazil, Argentina and Chile. The distribution of the taxa of section *Petota* have been extensively mapped by Hijmans *et al.* (2002) and they are found from

sea level to 4 500m, with the series *Tuberosa* species showing a correlation with the higher altitude areas of Central and South America. Their main centres of diversity are, however, situated in south–central Mexico in an area lying between approximately 16° and 20° north and in South America where there is a wider area of diversity, lying in the Andes and adjacent regions, from North Peru (5° S) to Northwest Argentina (25° S) (Hawkes, 1990). Wild potato occurs in a wide variety of habitats, including high altitude Andean grasslands (puna and paramo vegetation), dry deciduous forests in Mexico, strand vegetation along Chilean beaches, and cool upland rainforests in the eastern Andes (Hijmans *et al.*, 2002). In Mexico and the USA, wild potato is commonly found in such different environments as scrub and cactus vegetation, and pine, fir and oak forests (Hawkes, 1990). Some of the wild species are gathered occasionally for food and many have potential in providing genes for disease and pest resistance for the potato crop.

In their GIS analysis of wild potato, Hijmans *et al.* (2002) found that using 50 km<sup>2</sup> grid cells, Bolivia, Peru and Argentina had the highest *Solanum* species richness (with 19, 17 and 17 species per grid cell), followed by Mexico (with cells containing 12 species) and Ecuador (with 9 species) (Table 9). Only 6% of the cells have ten or more species, while 46% of the cells only have one species. The highest number of species in a single grid cell was 19, found in the department of Potosi in Bolivia. Other grid cells with high species richness (17 species) are found in the adjacent cell to Potosi in the Peruvian department of Ancash and in Jujuy province of northern Argentina. Peru has the most species overall and although its most species-rich areas are comparable in species richness to those of Bolivia, overall, Peru has the highest number of endemic species.

TABLE 9  
Grid-based species richness statistics by country (Hijmans *et al.*, 2002)

Country	No. of grid cells with one or more observation	Mean no. of spp. per grid cell	Mean no. of observations per grid cell	Highest no. of spp. per grid cell	Concentration of species richness
Argentina	288	2.4	16.4	17	65
Bolivia	114	6.4	40.3	19	53
Brazil	60	1.0	1.4	2	67
Chile	11	1.1	2.3	2	100
Colombia	65	1.9	7.3	4	31
Costa Rica	12	1.0	6.5	1	100
Ecuador	36	4.1	12.4	9	56
Guatemala	18	3.4	12.4	6	120
Honduras	5	1.2	1.2	2	100
Mexico	275	3.2	10.7	12	33
Panama	5	1.6	8.2	2	100
Paraguay	24	1.3	2.6	2	100
Peru	230	4.6	19.3	17	19
Uruguay	24	1.2	1.8	2	100
USA	118	1.2	3.9	2	67
Venezuela	11	2.2	7.0	3	100

Apart from *S. tuberosum* subsp. *tuberosum*, all the other cultivated species are confined to the Andes of South America (Hawkes, 1990). Within Peru alone, 90 wild potato species have been described, but 35 are no longer found in the wild (FAO, 1998). The cultivated potato centre of diversity lies in the Andes from about 10° S to about 20° S, with a minor centre in southern Chile (35° S to 45° S) (Hawkes and Hjerting, 1969). Of the two subspecies of *S. tuberosum*, the more primitive subsp. *andigena* is confined to the Andes Cordillera, whilst subsp. *tuberosum* was originally cultivated in the coastal regions of south–central Chile. The other cultivated taxa range from Venezuela southwards through Colombia, Ecuador, Peru, Bolivia and northern Argentina, with a centre of diversity in southern Peru to Central Bolivia, and are not cultivated outside of South America.



### Known uses of wild relatives in crop improvement

There has been extensive use of wild relatives in potato breeding<sup>21</sup>; for example, resistance to late blight has been introgressed into cultivated potato from *S. demissum* and *S. stoloniferum* and resistance to viruses has been introgressed from these species, together with *S. chacoense* and *S. acaule* (Ross, 1986; Bradshaw *et al.*, 2006). Resistance to potato cyst nematodes has come from *S. multidissectum*, *S. kurtzianum*, *S. oplocense*, *S. vernei* and *S. spagazzinii* (Simmond, 1995; Bradshaw and Ramsey, 2005). Hawkes *et al.* (2000) note that wild diploid species in the Andes and Mexico have contributed many useful genes through plant breeding activities (e.g., *S. acaule* for resistance to frost) and that further screening has revealed resistance to pink rot, common scab, wart, smut and charcoal rot, as well as bacterial soft rot, *Pseudomonas* wilt, potato viruses PVX, PVY, PLRV, and to nematodes (*Globodera* and *Meloidogyne*) and tuber moth (see discussion in Hawkes, 1958). *S. tarnii* has been found to be highly resistant to PVY and Colorado potato beetle and shows a strong hypersensitive reaction to *Phytophthora infestans* (Thieme *et al.*, 2008).

Hawkes (1990) notes that there is comparatively extensive genetic diversity in the Andean subspecies of *S. tuberosum*, but he is doubtful if this diversity has resulted from introgression with related wild species, except perhaps for the diploid weed species *S. sparsipilum* and the hybridogenic tetraploid weed species *S. sucrense*. Naturalized forms of *S. tuberosum* subsp. *tuberosum* occur in southern Chile (Guaiticas Archipelago, etc.), but Hawkes (1990) doubts whether they have contributed various useful genes to their cultivated progenitor. This is echoed by Bradshaw *et al.* (2006), who conclude that the introgression of genes from wild species has been fairly limited and that the genetic base of modern cultivars is primarily a relatively small sample of *S. tuberosum* from the Andes and coastal Chile.

The wide distribution of wild potato indicates a wide ecological amplitude and adaptation to extremes of temperature and humidity which far surpasses that of the cultivated species (Hawkes *et al.*, 2000)—this is indicative of a wide range of useful traits. Bradshaw *et al.* (2006) note that given the wide range of habitats in which they have evolved, there should be greater use of wild species to improve the resistance of cultivated potatoes to abiotic and biotic stresses. In Mexico, many of the wild species are adapted to hot, dry semi-desert conditions; others, such as *S. demissum*, grow in damp, cool forests where *Phytophthora infestans* is rampant and many resistance genes have evolved. The high Andean wild species such as *S. acaule*, *S. megistacrolobum* and others are frost resistant and can exist at altitudes of 3 000–4 000 m or more. Others, such as *S. sparsipilum* exist as weeds of cultivation and one, *S. morelliforme* is adapted to epiphytic conditions on the mossy branches of high rainforest trees in Mexico (Hawkes, 1990).

Although wild species have been used extensively since the 1980s (Ross, 1986), sources of new resistance genes continue to be located and introduced; such as *S. bulbocastanum*, which provided blight resistance for the cv. Biogold released in 2004 (Hodgkin and Hajjar, 2008). Wild relatives have become a routine part of potato breeding and their use is clearly established within a more general strategy of base broadening for the crop (Bradshaw and Ramsey, 2005). Bradshaw *et al.* (2006) anticipate greater use of wild species in potato breeding in the future. They cite various studies that have shown that ploidy manipulation or somatic fusion can be used to overcome crossing barriers, meaning virtually any potato species can be utilized in potato improvement. Improving the ease of use of wild species in potato breeding also continues to be investigated by various authors (e.g., see Voronkova *et al.*, 2007; Wang *et al.*, 2008; Yermishin *et al.*, 2008).

### Priority taxa

The relative closeness of the wild species to *S. tuberosum* is probably of less significance in potato than for some other crops because a number of studies have shown that ploidy manipulation or somatic fusion can be used to overcome crossing barriers; therefore, virtually any potato species can be utilized in potato improvement (Bradshaw *et al.*, 2006). Prioritizing potato wild relatives on the basis of their relative distribution is also of limited use, since the majority of the species have very narrow distribution ranges. In their Atlas of Wild Potatoes, Hijmans *et al.* (2002) found that only five species accounted for 29% of the observations plotted (*S. acaule*, *S. leptophyes*, *S. megistacrolobum*, *S. bukasovii* and *S. chacoense*), while 3% were accounted for by 72 species, each of which had five or fewer observation records. For 21 species there were only two observations and for 17 species there was only one observation. By consulting the Wild Potato Species Atlas (<http://www.cipotato.org/databases/>), published online by the International Potato Centre (CIP), we identified 158 species (out of 196 in section *Petota*) that appeared to have 20 or fewer observations. Therefore, we may conclude that the majority of species in section *Petota* are highly restricted and should be considered a priority for *in situ* conservation. A detailed study of the conservation status of these taxa is needed in order to target those species that are under greatest threat and thus in most immediate need of active *in situ* conservation measures. Species that have been highlighted as gene donors or potential gene donors should also be afforded high priority status.

<sup>21</sup> For a review of progress in use of wild species in potato breeding, see Bradshaw *et al.* (2006).

### Priority sites

Hijmans *et al.* (2002) mapped all the wild potato species (196 species in *Solanum* section *Petota*) using several data sources. In their study, they grouped the species according to regions (or countries) and series. Individual maps for each of the species can be found by consulting the Wild Potato Species Atlas (<http://www.cipotato.org/databases/>). Due to the high number of restricted distribution priority species, a detailed study to identify genetic reserve sites for the wild relatives is needed. Access to the most up to date data is required in order to undertake *in situ* gap analysis. This has not been possible within the confines of this background study. However, the Hijmans *et al.* (2002) study does provide us with some useful pointers with regard to the highest priority areas, as summarized below.

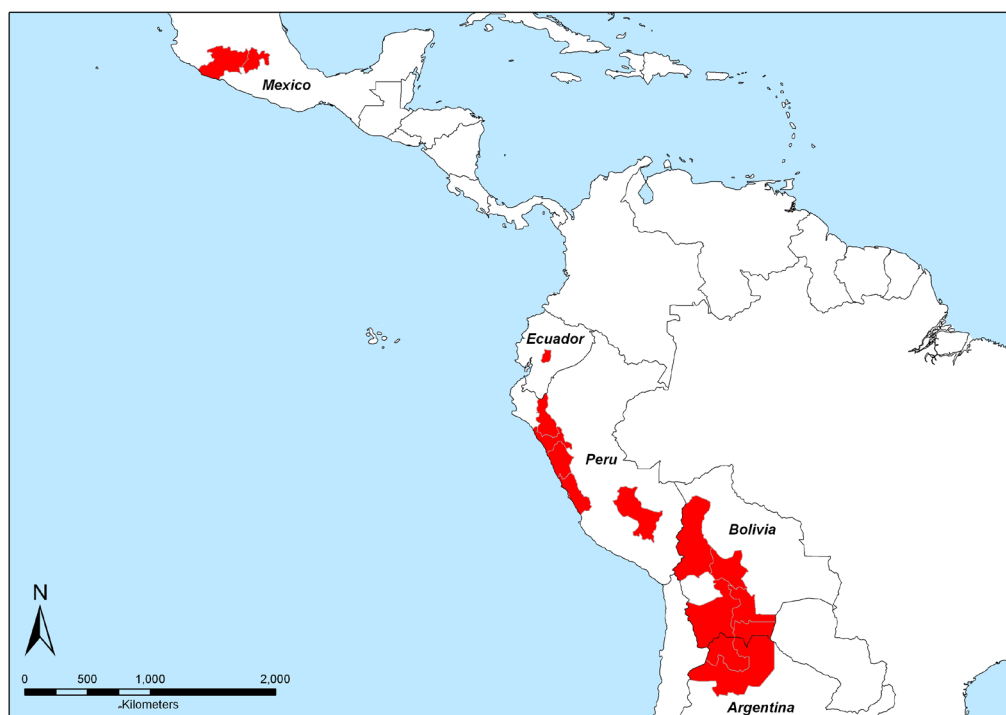
Wild potato species occur in 16 countries, but only four of these (Argentina, Peru, Bolivia and Mexico) harbour 171 (87%) of the species (Hijmans *et al.*, 2002). The authors found that Peru has the highest number of species, as well as the highest number of rare species (i.e., those with five or less observation records). Only 35 species occur in two or more countries and there are no species that are found both in North and South America. The authors also analyzed range size and found that for 68 species, the maximum distance between two observations (MaxD) was less than 50 km and for 104 species, it was less than 200 km. Circular area (CA) was also calculated, which, when compared with the number of observations, can be used to estimate abundance. These range statistics could also be useful for prioritizing taxa for *in situ* conservation (see Hijmans *et al.*, 2002, Table 1). The authors also determined the geographic distribution of species richness using 50 x 50 km grid cells. They found that species richness is particularly high in the southern and central Andes and in central Mexico and listed the following areas with high species richness (Figure 22):

- The central Mexican highlands (México and Michoacán states);
- A small area in central Ecuador (Chimborazo province);
- A stretch from northern to central Peru (in Ancash, southern Cajamarca, La Libertad and Lima departments);
- Southern Peru (in Cusco department);
- Central Bolivia (in Cochabamba, Chuquisaca and Potosí and to a lesser extent La Paz and Tarija departments);
- Northern Argentina (Jujuy and Salta provinces).

From the point of view of conserving maximum species diversity, these areas could be targeted for genetic reserve conservation. Gap analysis is needed in order to identify the exact locations and to ascertain whether some sites may occur within existing protected areas. Special attention also needs to be paid to the many rare species that have only been found in five or less locations.

FIGURE 22

#### Areas identified by Hijmans *et al.* (2002) with high species richness of potato wild relatives







## Recommendations

- The establishment of potato parks in centres of potato diversity, such as that in the Cusco region of Peru by the indigenous Quechua people working in collaboration with CIP scientists ([www.cipotato.org](http://www.cipotato.org)), has focused attention on the *in situ* protection of landrace diversity, but the continued practice of traditional agriculture will also favour maintenance of wild potato species. Similarly, highly diverse cultivars of *S. tuberosum* subsp. *andigena* and related cultivated species are found in the Tiahuanaco region of south of Peru and north of Bolivia and this region may be suitable for the establishment of a further potato park.
- It seems likely that although many *Solanum* species have restricted distributions they will be found in existing national parks and other protected areas. *In situ* conservation is of considerable importance for the wild species, but since there are a large number of species and they commonly have a restricted distribution, it is clearly impossible to establish reserves for each of them. It would, however, be valuable to establish reserves in the mountains and plains surrounding Mexico City where late blight (*Phytophthora infestans*) resistant species, such as *S. demissum*, *S. verrucosum* and *S. stoloniferum*, occur. Frost-resistant species, such as *S. acaule* should also be conserved in southern Peru and northern Bolivia. A thorough review of all current and potential wild species gene donors should be undertaken in order to afford these species high priority status for *in situ* conservation.
- Extensive pest and disease resistant genetic diversity is available amongst wild species in the Andes ranges, from northern Argentina northwards to Ecuador and Central Colombia, as well as Central Mexico. Although *in situ* reserves cannot be established for the whole region, local country agencies should investigate the establishment of national reserves. As the International Centre for the Potato (CIP) in Peru is concerned both with the conservation and breeding of indigenous wild and cultivated species they are ideally situated to coordinate future conservation activities in the centre of diversity and elsewhere.
- A detailed study is required in order to identify high priority locations for the establishment of genetic reserves. This will involve undertaking *in situ* gap analysis to predict the occurrence of the species inside the boundaries of existing sites. Those taxa that are found to occur within existing protected areas can immediately be targeted for active genetic reserve conservation. For those that are not found within existing protected areas, the possibility of establishing genetic reserves should be investigated and an *ex situ* gap analysis undertaken to ensure that sufficient genetically representative samples are conserved *ex situ*. It is also worth noting that some wild potato species may be found growing in agricultural landscapes as weeds of cultivated areas. In this case, on-farm conservation strategies may be needed to ensure that these weedy populations are maintained *in situ*.
- FAO (1998) estimate that 40% of wild *Solanum* species have been collected, the CIP collection being the most diverse; however, overall, wild relatives of potato only account for 5% of accessions and a survey of wild potato holdings showed that few wild species are adequately sampled throughout their geographic range (Hawkes *et al.*, 2000). The material conserved *ex situ* should be reviewed in terms of coverage of priority taxa and intra-population genetic diversity. Further collections should be made to fill the gaps. Passport data associated with wild species collections should also be looked at to assess the effectiveness of existing collections for conservation and utilization. The question is whether to focus active conservation on the tuber-orientated cultivars, or the seed orientated wild species, or both. Since the tubers of the wild species are small and perishable, if kept for more than one season, the obvious choice here is for these to be conserved using their seed (Hawkes *et al.*, 2000). The seed of the wild species is orthodox and will not need immediate regeneration if dried and cooled in the standard way. However, for the cultivated species, if the seed is regenerated, the exact genotypes cannot be recovered because different genotypes will result from recombination. Therefore, the option here is to conserve the range of genotypes by means of tissue culture and whole plants in field gene banks (unless the genes and genotypes are considered to be of greater importance).
- Potato gene banks have been established in various countries, such as at the CGIAR centre with the responsibility for potato conservation, CIP (Centro Internacional de la Papa) in Peru; Sturgeon Bay, Wisconsin, USA; Dundee, U.K.; and in other countries such as Germany, India, Colombia, Peru, Bolivia and Argentina. The need for safe duplication in at least two gene banks is paramount. Conservation of cultivar genotypes has been attempted in parts of South America, in some of the larger collections in the afore-mentioned institutes, as well as in the Canary Islands.

### 3.2.10 Sorghum

#### Scientific name

*Sorghum bicolor* (L.) Moench

#### Principle synonyms

*Holcus bicolor* L., *H. arduini* Gmel., *Andropogon bicolor* Roxb., *A. sorghum* (L.) Brot., *S. vulgare* Pers., *A. sorghum* subsp. *eu-sorghum* Aschers. et Graebner, *A. halepensis* var. *bicolor* Vines et Druce, in Moris.

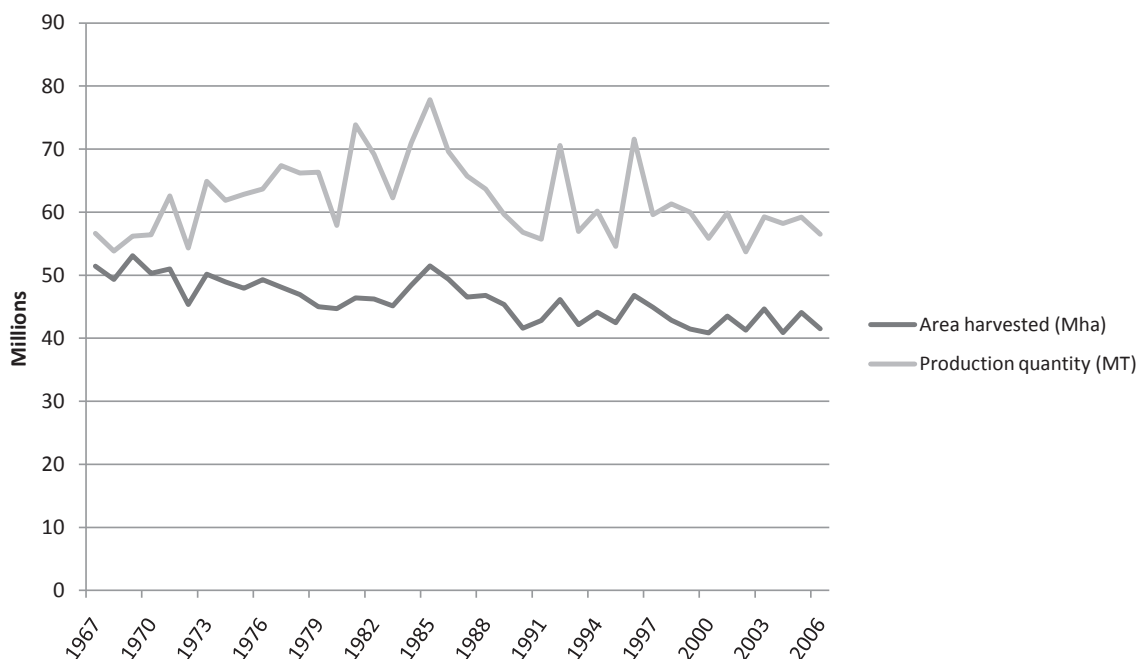
#### Global, regional and local importance

Sorghum (*Sorghum bicolor* (L.) Moench) is the fifth most important cereal crop in the world, grown across 44 M ha in 99 countries in Africa, Asia, Oceania and the Americas (ICRISAT, 2008). It is a staple food crop of millions of poor in the semi-arid tropics of Africa and Asia and has gained increasing importance as a fodder (green/dry) and feed crop in the last decade. Major producers are the USA, India, Nigeria, China, Mexico, Sudan and Argentina. The crop occupies 25% or more of arable land in Mauritania, Gambia, Mali, Burkina Faso, Ghana, Niger, Somalia and Yemen, and more than 10% of this area in Nigeria, Chad, Sudan, Tanzania and Mozambique. (ICRISAT, 2008)

Sorghum had an estimated world production of approximately 56.5 million tonnes planted on approximately 51.4 million ha in 2006 (FAO, 2008b). The six countries with highest sorghum production are Nigeria (9.9 MT), India (7.2 MT), United States of America 7.1 MT), Mexico (5.5 MT), Sudan (5.2 MT) and China (2.5 MT). Although production on a country basis is less intense, sorghum is a significant part of agricultural production in many subsistence agricultural regions; particularly in rain-fed areas of Asia and Africa (Stenhouse *et al.*, 1997). In many of these regions the stalks and foliage (used as fodder, fuel, thatching and fencing material) are valued as much as the grain. Figure 23 indicates a stable global production based on a slight decline in the area cultivated over the last 40 years, while over the same time period yields have increased from 1101.79 kg/ha in 1967 to 1361.09 kg/ha in 2006 (FAO, 2008b).

FIGURE 23

#### World area harvested and production quantity for sorghum (FAO, 2008b)





### Taxonomic classification

The genus *Sorghum* Moench is a member of the subtribe *Sorghastrae* of the *Poaceae* tribe *Andropogoneae* (Stapf, 1917). Garber (1950, 1954) and Garber and Snyder (1951) divide subtribe *Sorghastrae* into two main genera and within the genus *Sorghum* the approximate 25 species are split into six subgenera, *Eu-sorghum*, *Chaetosorghum*, *Heterosorghum*, *Sorghastrum*, *Para-sorghum* and *Stiposorghum*. De Wet (1978) recognizes these as having sectional rank and refers to section *Sorghum* rather than *Eu-sorghum*. The cultivated sorghums are found in section *Sorghum*. *S. bicolor* itself is considered a highly variable crop-weed complex, which contains wild, weedy and cultivated annual forms which are fully inter-fertile (FAO, 1995). Snowden (1936) produced a much dissected classification of 31 domesticated species and this dissection has been expanded further by Ivanjukovich (1981) who recognizes 8 cultivated species and 70 varieties; however, Harlan and de Wet (1972) published a simplified classification based on spikelet morphology and panicle shape, and this is now widely followed. It is now generally accepted that sect. *Sorghum* contains four species and three subspecies within *S. bicolor* (see Table 10), and within subsp. *bicolor* there are five basic races (bicolor, guinea, caudatum, kafir, and durra) and all combinations of their hybrid derivatives, for a total of 15 races. *S. almum*, *S. halepense* and *S. propinquum* are perennial, while *S. bicolor* is annual.

The cultivated races are thought to have originated from *S. arundinaceum* (Desv.) Stapf (synonym subsp. *verticilliflorum* (Steud.) Piper). The races of subsp. *bicolor* are widely distributed across the African savannah and have been introduced to tropical Australia, parts of India and the Americas. The weedy forms are classified as subsp. *drummondii*, which arose and probably continue to arise from crossing between cultivated grain sorghums and their close wild relatives wherever in Africa they are sympatric. Several hybrids have stabilized and occur as very persistent weeds in abandoned fields and field margins (Stenhouse *et al.*, 1997).

TABLE 10  
Classification and distribution of *Sorghum* diversity (de Wet, 1978)

Genus	Section	Species	Subspecific groups	Common name	Distribution
<i>Sorghum</i>	<i>Sorghum</i>	<i>S. x almum</i> Parodi (2n=22)		Columbus grass	Argentina (introduced into other tropical countries)
		<i>S. bicolor</i> (L.) Moench (2n=20)	subsp. <i>bicolor</i>	grain sorghum	Cultivated
			subsp. <i>drummondii</i> (Nees ex Steud.) de Wet & Harlan	Sudan grass	Africa (with introduction to other grain sorghum growing areas)
			subsp. <i>arundinaceum</i> (Desv.) de Wet & Harlan	common wild sorghum	Africa (with introduction to other grain sorghum growing areas)
		<i>S. halepense</i> (L.) Pers. (2n=40)		Johnson grass	Southern Eurasia east to India
<i>S. propinquum</i> (Kunth) Hitchc. (2n=20)				Indian sub-continent to Southeast Asian islands	

### Wild relatives

The primary gene pool of sorghum has been defined by Stenhouse *et al.* (1997) as including the *S. bicolor* complex, with the addition of the wild diploid *S. propinquum* (Kunth) Hitchc. complex found in Southeast Asia. The authors define the secondary gene pool as including *S. halepense* (L.) Pers. and the autotetraploid form of *S. propinquum*. The tertiary gene pool is defined as including all other sections/subgenera of *Sorghum*.

#### Primary wild relatives

- *Sorghum bicolor* subsp. *drummondii* (Nees ex Steud.) de Wet & Harlan
- *S. bicolor* subsp. *arundinaceum* (Desv.) de Wet & Harlan
- *S. propinquum* (Kunth) Hitchc. (diploid form)

#### Secondary wild relatives

- *S. x almum* Parodi
- *S. halepense* (L.) Pers

### **Tertiary wild relatives**

All non-section *Sorghum* species

#### **Distribution and centre of diversity**

The native distribution of the wild species is outside of Africa in the Indian Sub-continent, Southeast Asia and South America, yet the distribution of the two weedy *S. bicolor* subspecies is African (although the native distribution is blurred by extensive introductions throughout the tropics) (see Table 10). Sorghum was domesticated between 5 000 and 7 000 years ago, most likely as a selection from wild sorghum (Purseglove, 1972) in North-east Africa, which remains the centre of diversity of cultivated and wild sorghum (Doggett, 1988). Alternatively, sorghum may have developed from other wild species in western, eastern and eastern–Central Africa (Snowden, 1936; de Wet and Huckabay, 1967). Sorghum first spread across Africa, then was taken to India via the Middle East at least 3 000 years ago (Mann *et al.*, 1983). FAO (1995) suggest that sorghum was taken along the Silk Route to China and to Southeast Asia, and to the Americas and Australia from West Africa, North Africa, South Africa and India towards the end of the 19th century. Currently, sorghum is cultivated in the drier areas of Africa, Asia, the Americas and Australia from sea level to 2 200 m and up to 50° N in Russia and 40°S in Argentina (Stenhouse *et al.*, 1997).

#### **Known uses of wild relatives in crop improvement**

*S. bicolor* forms an extremely variable, at least partially out-breeding complex, comprising wild, weedy and cultivated plants that are fully inter-fertile (Stenhouse *et al.*, 1997). *S. x almum*, *S. halepense* and *S. propinquum* each naturally introgress with cultivated sorghum (Celarier, 1958; de Wet, 1978), making the use of the wild taxa in conventional breeding programmes possible. However, most sorghum improvement has been achieved within grain sorghum races of the same species or closely related species—wider crosses with the wild grassy sorghums of non-sect. *Sorghum* have been unsuccessful (Duncan *et al.*, 1991; Rosenow and Dahlberg, 2000), although a successful cross of a taxon outside of sect. *Sorghum*, *S. purpureosericeum* subsp. *dimidiatum* has been reported, which offers good resistance to sorghum shoot-fly (Nwanze *et al.*, 1990). Price *et al.* (2006) note that the wild Australian *Sorghum* species alone contain resistance to important insects and pathogens, including midge (*Stenodiplosis sorghicola*) and sorghum downy mildew (*Peronosclerospora sorghi*). The strong reproductive barrier to inter-specific hybridization is associated with adverse pollen-pistil interaction leading to abnormal pollen tube growth (Hodnett *et al.*, 2005) and hybrid failure (Kuhlman *et al.*, 2008). Price *et al.* (2006) overcame the reproductive barrier by using cytoplasmic male-sterile *S. bicolor* plants homozygous for the *iap* (inhibition of alien pollen) allele and three divergent *Sorghum* species, *S. angustum* Blake, *S. nitidum* (Vahl) Pers. and *S. macrospermum* Garber, a technique that can now be used to introgress desirable traits into cultivated sorghum. Kuhlman *et al.* (2008) have also recently successfully crossed *S. bicolor* with *S. macrospermum*, further opening the possibility of successful wild species use in sorghum breeding. In conclusion, it appears that the use of wild relatives in sorghum breeding is still in its infancy, but sorghum wild relatives do offer a range of desirable traits and the recent identification of the barriers to hybridization open the opportunity for more systematic exploitation of the secondary and tertiary gene pool.

#### **Priority taxa**

The primary and secondary wild relatives of sorghum are all relatively widespread species that are not a high conservation priority. USDA, ARS, National Genetic Resources Program (2008) report the following distributional information: *S. bicolor* subsp. *drummondii* “may occur as a weed wherever sorghum is cultivated”; *S. bicolor* subsp. *arundinaceum* is widely distributed in Africa and naturalized in South, Central and North America; *S. propinquum* is distributed in India, Sri Lanka, Indochina, Myanmar, Thailand, Malaysia and the Philippines<sup>22</sup>; *S. x almum* is distributed in Argentina, Paraguay and Uruguay—it is a natural hybrid arising from cultivated and weedy sorghum in Argentina and naturalized elsewhere; *S. halepense* is distributed in northern Africa, western Asia, the Caucasus, Soviet Middle Asia and the Indian Subcontinent and is naturalized in warm-temperate regions, including North America. *S. bicolor* subsp. *drummondii*, *S. x almum* and *S. halepense* are also classified as noxious weeds in the United States (USDA, ARS, National Genetic Resources Program, 2008).

---

<sup>22</sup> We have been unable to source a comprehensive occurrence data set for *S. propinquum* to assess its range within these countries, but its wide country distribution implies that it is not of immediate conservation concern.



### Priority sites

As the closest sorghum wild relatives are relatively widespread, the establishment of specific genetic reserves for their conservation *in situ* is not a high priority. However, the species may be found in the some of the same locations as the wild relatives of other crops that have been given high priority status for conservation action *in situ*, in which case they may be conserved as part of a multi-species reserve approach.

### Recommendations

- The use of some tertiary wild relatives for sorghum improvement has been reported, although non-conventional breeding methods are needed to overcome crossing barriers. While such techniques are not currently widely accessible to breeders in all sectors, these species may be important gene donors in the future. Therefore, an investigation into the conservation status of the tertiary wild relatives should be undertaken to ensure that priority taxa are adequately conserved, both *in situ* and *ex situ*. For example, of the species utilized by Price *et al.* (2006) and Kuhlman *et al.* (2008) (reported above), *S. angustum* is limited to Queensland and *S. macrospermum* to Northern Territory, Australia.
- A review of the *ex situ* conservation status of sorghum wild relatives should be undertaken and collection gaps filled as necessary.
- Landraces of sorghum may harbour important genetic diversity for improvement of the crop. A survey and conservation gap analysis of sorghum landraces should be undertaken in order to ensure the maximum genetic diversity within the crop gene pool is adequately conserved.

## 3.2.11 Wheat

### Scientific name

*Triticum aestivum* L.

### Principle synonyms

*T. hybernum* L., *T. macha* Dekap. & Menab., *T. sativum* Lam., *T. sphaerococcum* Percival, *T. vulgare* Vill.

### Global, regional and local importance

Wheat is grown in almost all areas that are cropped, except the humid lowland tropics. Rain-fed winter wheat dominates the agricultural production in Europe, the USA, Ukraine and southern Russia, while spring sown wheat predominates in semi-arid conditions of Canada, Kazakhstan and Siberia. Bread wheat (*Triticum aestivum* subsp. *aestivum*) forms the most widely cultivated taxon of a group of closely related cultivated wheat species, including: durum or macaroni wheat (*T. turgidum* subsp. *durum*), grown primarily in the drier areas of the Mediterranean Basin, Australia, India, the former USSR, Argentina and the central plains of the USA and Canada; the less widely cultivated emmer wheat (*T. turgidum* subsp. *dicoccon*), which is currently cultivated in Morocco, Spain (Asturias), the Carpathian mountains on the border of the Czech and Slovak republics, Albania, Turkey, Switzerland and Italy; einkorn wheat (*T. monococcum* subsp. *monococcum*), whose cultivation is primarily in Ethiopia, but is also grown as a minor crop in India, Italy and the north-eastern parts of the eastern Mediterranean; and *T. timopheevii* which is cultivated in restricted areas of the Transcaucasia (Feldman *et al.*, 1995; Dubin *et al.*, 1997). Today, bread wheat is cultivated in a wide range of environments from 67° N in Canada, Scandinavia and Russia, to 45° S in Argentina, but in the tropics its cultivation is restricted to higher altitudes. The largest wheat-producing countries in 2006 were China (104.5 MT), India (69.4 MT), United States of America (57.3 MT), Russian Federation (45.0 MT), France (35.4 MT) and Canada (27.3 MT) (FAO, 2008b). As is shown in Figure 24, the area harvested has remained relatively constant over recent years, but the production has increased markedly, with wheat now cultivated on approximately 200 Mha and with an annual production of 600 MT worldwide in 2006 (FAO, 2008b).

FIGURE 24

**World area harvested and production quantity for wheat (FAO, 2008b)****Taxonomic classification**

The tribe *Triticeae* of the family *Poaceae* is economically the most important of the grass family, as it contains numerous important crop and forage species (wheats, barleys, ryes and others) (Feldman *et al.*, 1995). The wheat genus, *Triticum* L., comprises a series of diploid, tetraploid and hexaploid forms that have arisen by hybridization and introgression between various closely related *Triticum* and *Aegilops* L. species. For example, bread wheat is thought to have originated as a natural hybrid between the amphidiploid emmer *Triticum turgidum* (AABB genome) with *Aegilops tauschii* (syn. *Ae. squarrosa*) (DD genome) (McFadden and Sears, 1946). Linnaeus (1753) recognized both *Triticum* and *Aegilops*, which comprise the core gene pool of the wheats, as two distinct genera. However, subsequent taxonomists have failed to agree on the precise distinction between the two genera, leading to an abundant and complex synonymy, with some suggesting merging the genera (Stebbins, 1956) and at the other extreme, Löve (1984) arguing for the establishment of 37 genera on the basis of genomically homogeneous taxa. Following a detailed review, van Slageren (1994) argued for the retention of the two options, with the cultivated taxa and their closest wild relatives in *Triticum* and the wild forms in *Aegilops*, though there are those who many consider this strict division rather over-simplistic. The genus *Triticum* is composed of six species—two diploids, two tetraploids and two hexaploids (van Slageren, 1994), while *Aegilops* comprises 22 species, inclusive of ten diploids, ten tetraploids and two hexaploids (Manners and van Slageren, 1998).

**Wild relatives**

The gene pool of wheat has been defined; however, there remains disagreement between taxonomists over the precise delimitation of GP1, GP2 and GP3. One interpretation of the bread wheat gene pool is that proposed by van Slageren (1994):

**Primary wild relatives**

- *Triticum aestivum* subsp. *compactum*
  - subsp. *macha*
  - subsp. *spelta*
  - subsp. *sphaerococcum*
- *T. monococcum* subsp. *aegilopoides* (wild einkorn)
  - subsp. *monococcum* (cultivated einkorn)
- *T. timopheevii* subsp. *armeniicum*
  - subsp. *durum*
  - subsp. *timopheevii*

- *T. turgidum* subsp. *carthlicum*
  - subsp. *dicocoides* (wild emmer)
  - subsp. *dicoccon* (cultivated emmer)
  - subsp. *durum*
  - subsp. *paleocolchicum*
  - subsp. *polonicum*
  - subsp. *turanicum*
  - subsp. *turgidum*
- *T. urartu*
- *T. zhukovskyi*

### Secondary wild relatives

All *Aegilops* species (particularly *Ae. biuncialis*, *Ae. columnaris*, *Ae. crassa*, *Ae. cylindrica*, *Ae. geniculata*, *Ae. juvenalis*, *Ae. neglecta*, *Ae. speltooides*, *Ae. tauschii*, *Ae. triuncialis*, *Ae. umbellulata*, *Ae. ventricosa*) and *Amblyopyrum muticum*.

### Tertiary wild relatives

Several species of *Agropyron* and *Elymus*, and other more remote members of the tribe *Triticeae*.

### Distribution and centre of diversity

The primary centre of natural distribution of *Triticum* and *Aegilops* is Transcaucasia, the Fertile Crescent and the eastern Mediterranean regions, where the species still cross freely amongst themselves and with *Secale*. The cultivated wheats spread from this region in Neolithic times (Zeven, 1979) and established secondary centres of variation in the Hindu Kush, China and Japan; and probably the African Sahara. The distribution of the cultivated *Triticum* species is heavily influenced by man—the hexaploid species are found worldwide in drier and cooler regions, the tetraploid species are found throughout the Mediterranean Basin, Transcaucasia and Ethiopia, and the diploid species are more restricted to the north-eastern Mediterranean (Kimber and Feldman, 1987). *Aegilops* species have a much wider distribution, extending circum-Mediterranean and into Central Asia, as well as Transcaucasia and the Fertile Crescent (van Slageren, 1994) (see Table 11).

Wild *Triticum* species tend to grow in medium- to large-sized, relatively compact populations, while the diploid *Aegilops* species are usually found in smaller, more dispersed populations (*Ae. speltooides* being the exception) (van Slageren, 1994). The tetraploid species of *Triticum* often occur in massive, dense stands, reflecting their invasive, weedy habit. They are essentially pasture species that tend to occupy poor, thin and rocky, dry soils, but they respond well to better soils. They prefer open steppe-like communities, degraded deciduous forests (e.g., of oak and pistachio), garrigue and maquis vegetation, wadi beds, roadsides, edges of cultivation and recently disturbed land. Climatically, *Triticum* and *Aegilops* species are limited to areas with hot, dry summers and winter rainfall, while away from the sea they can also be found in dry continental areas with colder winters. The entire altitudinal range of the taxa is from -400 (near the Dead Sea) to 2 700 m, but most species are much more specific and are most commonly found from 500–1 200 m (van Slageren, 1994).

### Known uses of wild relatives in crop improvement

The history and extent of the use of CWR for wheat improvement is unrivalled (Hodgkin and Hajjar, 2008); it is believed this may be partially due to the narrow genetic base of wheat following domestication (Feldman and Sears, 1981; Zohary, 1999). Millet *et al.* (2008) conclude that wheat wild relatives still hold additional potentially useful traits for biotic and abiotic stress resistance (particularly important in times of climate change), and technological and nutritional quality. McFadden (1930) was the first to transfer desirable traits via inter-specific hybridization to wheat when he introduced disease resistance from emmer wheat. The utilization of *Aegilops* species to broaden the genetic base of wheat has recently been reviewed by Schneider *et al.* (2008), who conclude that although many useful traits have been transferred from *Aegilops* species to wheat, there remains much that can be utilized, particularly in *Aegilops* species not previously evaluated and with the aid of advanced molecular characterization. Examples of beneficial traits introduced to wheat from related wild species include yellow rust resistance (McIntosh *et al.*, 1966; Peng *et al.*, 1999; Millet *et al.*, 2008), leaf rust resistance (Kerber and Dyck, 1969; Gill *et al.*, 1988; McIntosh *et al.*, 2003), *Septoria*, stem rust, powdery mildew, eyespot and other disease resistances (Jahier *et al.*, 1979; Miller *et al.*, 1987; Lagudah and Appels, 1993; Mujeeb Kazi and Hettel, 1995; Mujeeb-Kazi *et al.*, 2001), hessian fly-resistance (Cox and Hatchett, 1994), greenbug resistance (Wells *et al.*, 1982), cyst nematode resistance (Delibes *et al.*, 1993), root knot nematode resistance (Raupp *et al.*, 1993), grain protein content (Avivi, 1978; Hoisington *et al.*, 1999), water-logging tolerance (Villareal *et al.*, 2001), sprouting suppression (Xiu-Jin *et al.*, 1997) and quality-desirable glutenins improvement (William *et al.*, 1993; Peña *et al.*, 1995).



TABLE 11

**Geographic distribution of *Triticum*, *Aegilops* and *Amblyopyrum* taxa**

Taxon	Geographic distribution	Status	Ecological preferences
<i>T. aestivum</i>	Pan-temperate	Crop	Cultivated
<i>T. monococcum</i>	Southern Europe, eastern Mediterranean, Caucasus, West Asia	Crop/wild	Cultivated and spontaneous
<i>T. timopheevii</i>	Eastern Mediterranean	Crop/wild	Cultivated and spontaneous
<i>T. turgidum</i>	Eastern Mediterranean, West Asia	Crop/wild	Cultivated and spontaneous
<i>T. urartu</i>	Caucasus, West Asia	Wild	–
<i>T. zhukovskyi</i>	Caucasus	Crop/wild	Cultivated and spontaneous
<i>Aegilops bicornis</i>	Southern Europe, West Asia, North Africa	Wild	Coastal grassland, shrubland and sand dunes
<i>Ae. biuncialis</i>	Southern Europe, West Asia, Caucasus, North Africa	Wild	Dry, disturbed areas, grassland and shrubland
<i>Ae. caudata</i>	Southeast Europe, West Asia	Wild	Fallow, roadside, field margin and grassland
<i>Ae. columnaris</i>	Southeast Europe, Caucasus, West Asia, Central Asia	Wild	Dry open fields, road and hillsides
<i>Ae. comosa</i>	Southeast Europe	Wild	Grassland, road and hillsides
<i>Ae. crassa</i>	Caucasus, West Asia, Central Asia	Wild	Dry steppe, fallow, roadside and grassland
<i>Ae. cylindrica</i>	Southern Europe, Caucasus, West Asia, Central Asia	Wild	Disturbed areas, grassland, road and hillsides
<i>Ae. geniculata</i>	Southern Europe, West Asia, North Africa	Wild	Dry, disturbed areas, grassland and shrubland
<i>Ae. juvenalis</i>	West Asia, Central Asia	Wild	Dry steppe, fallow, roadside, field margin and grassland
<i>Ae. kotschyi</i>	Caucasus, West Asia, Central Asia, North Africa	Wild	Dry riverbeds and sand dunes
<i>Ae. longissima</i>	West Asia, North Africa	Wild	Sandy fields
<i>Ae. neglecta</i>	Southern Europe, Caucasus, West Asia, Central Asia, North Africa	Wild	Dry, disturbed areas, grassland and shrubland
<i>Ae. peregrina</i>	Southeast Europe, Caucasus, West Asia, Central Asia, North Africa	Wild	Dry disturbed, coast, hill and mountainsides
<i>Ae. searsii</i>	West Asia	Wild	Dry open fields, road and hillsides
<i>Ae. sharonensis</i>	West Asia	Wild	Coastal grassland, shrubland and sand dunes
<i>Ae. speltoides</i>	Southeast Europe, Caucasus, West Asia, Central Asia	Wild	Grassland and moderately disturbed sites
<i>Ae. tauschii</i>	Southern Europe, Caucasus, West Asia, Central Asia, Southern Asia	Wild	Wide ecological amplitude
<i>Ae. triuncialis</i>	Southern Europe, Caucasus, West Asia, Central Asia, North Africa	Wild	Dry, disturbed areas, fallow grassland and roadsides
<i>Ae. umbellulata</i>	Southeast Europe, Caucasus, West Asia	Wild	Fallow, grassland, roadside, field margins and forest
<i>Ae. uniaristata</i>	Southeast Europe, West Asia	Wild	Dry, disturbed areas, grassland and shrubland
<i>Ae. vavilovia</i>	Caucasus, West Asia, Central Asia	Wild	Disturbed areas, grassland, road and hillsides
<i>Ae. ventricosa</i>	Southern Europe, Caucasus, Central Asia, North Africa	Wild	Disturbed areas, grassland, road, edges and within cultivation
<i>Amblyopyrum muticum</i>	Caucasus, West Asia	Wild	Open places, road and hillsides, mountain slopes

**Priority taxa****High priority taxa**

- *T. monococcum* subsp. *aegilopoides*
- *T. timopheevii* subsp. *armeniicum*
- *T. turgidum* subsp. *paleocolchicum*
  - subsp. *dicocoides*
  - subsp. *polonicum*
  - subsp. *turanicum*
- *T. urartu*
- *T. zhukovskyi*





**Other priority taxa (Maxted et al., 2008c)**

- *Ae. bicornis*
- *Ae. comosa*
- *Ae. juvenialis*
- *Ae. kotschyi*
- *Ae. peregrine*
- *Ae. sharonensis*
- *Ae. speltoides*
- *Ae. uniaristata*
- *Ae. vavilovii*

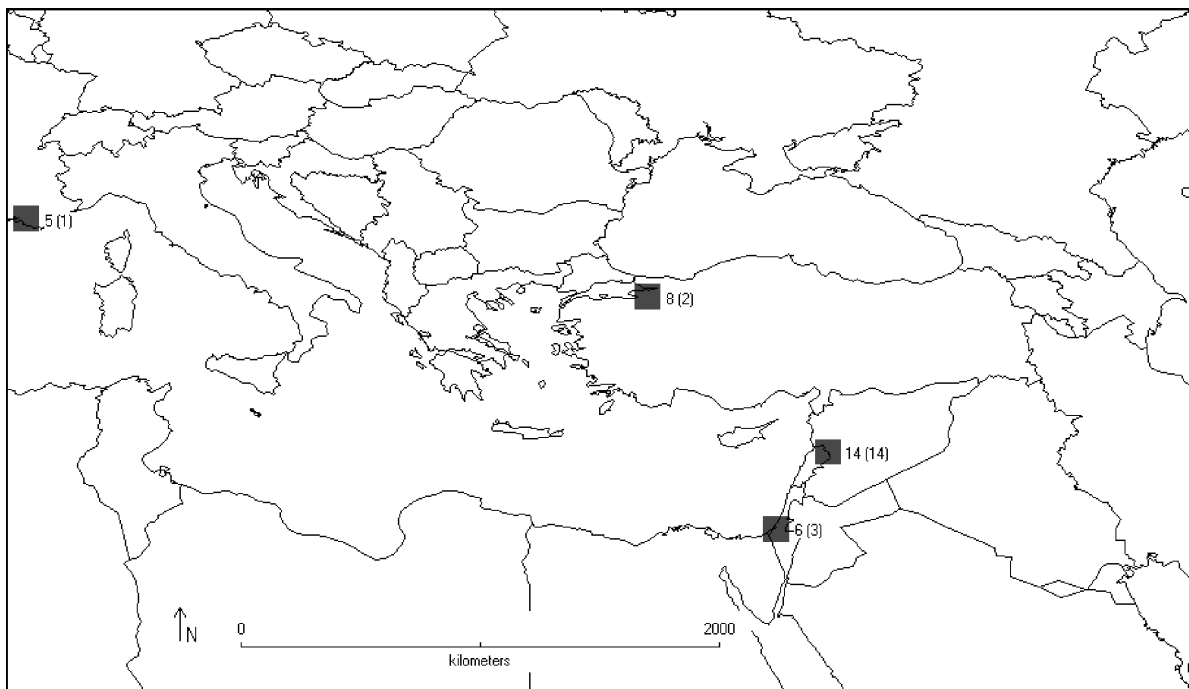
**Priority sites**

A recent study of *Aegilops* taxa diversity (Maxted et al., 2008c) found Northwest Jordan, Israel, Lebanon, western Syria, Iraq and Turkey as areas containing more than nine *Aegilops* species, but two particular hotspots containing between 12 and 14 *Aegilops* species were identified—the first in western Syria (covering Damascus, Homs, Hama, Idlib and Halab provinces) and North-east Lebanon (North, Central and East Bekaa Valley), and the second in northern Iraq (Ninawa and Arbil provinces). The same study undertook complementarity analysis on an *Aegilops* dataset of 9 866 records and identified the five 100 by 100 km grid cells required to capture all 22 species in the *Aegilops* genus (Figure 25), giving the most suitable sites to implement complementary genetic reserve conservation for the *Aegilops* gene pool.

In the current study, distribution data for high priority *Triticum* species obtained from NPGS and GBIF were plotted (see Figure 26), showing Turkey as the main centre of diversity of the taxa, with Iraq, Iran, Georgia, Azerbaijan, Syria, Lebanon, Israel and Palestine also containing populations of high priority taxa. A more complete data set obtained through a detailed ecogeographic survey would most likely reveal further locations of high priority taxa; for example, Armenia and central Israel are known centres of wild wheat diversity, but this is not reflected in these data sets.

FIGURE 25

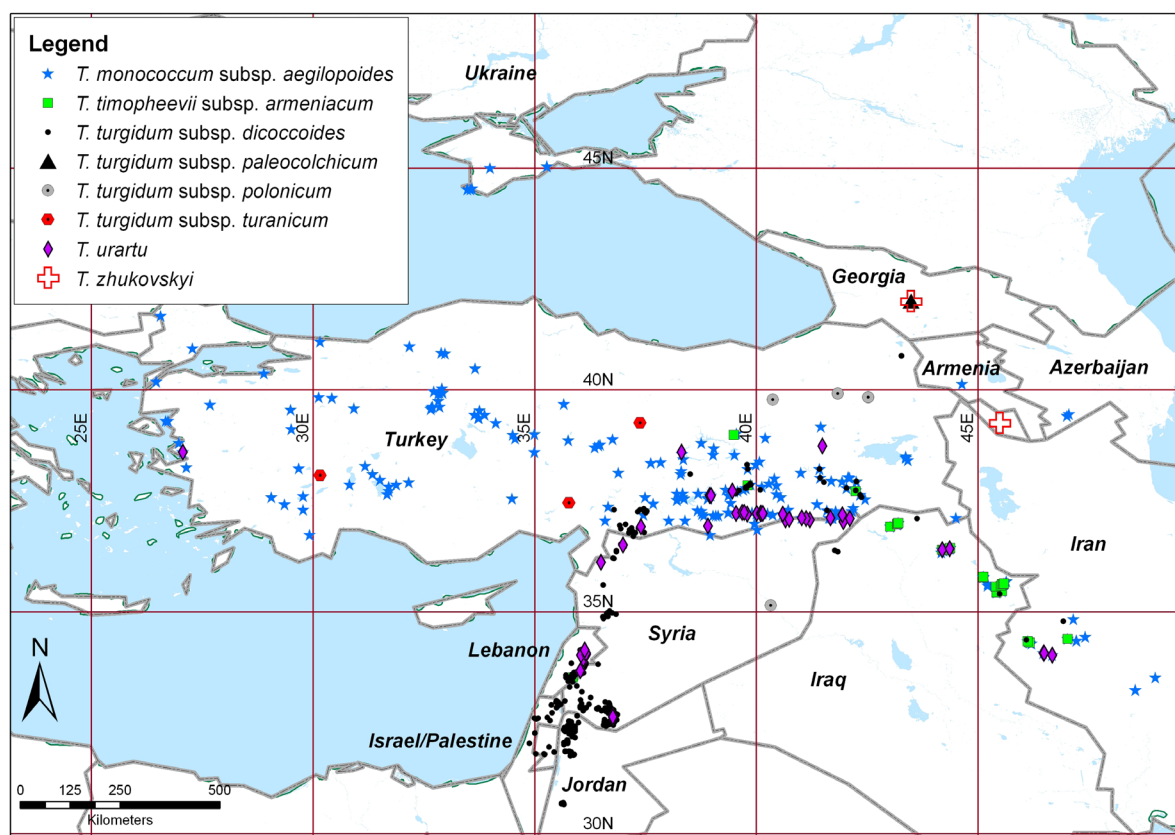
**Location of five complementary *Aegilops* species diversity hotspots (Maxted et al., 2008c)**



Total numbers of *Aegilops* species present in each shown, as well as additional *Aegilops* species not found at other sites in brackets.

FIGURE 26

**Distribution of high priority wheat wild relatives (*Triticum* spp.)**



Data sources: *T. monococcum* subsp. *aegilopoides*, *T. timopheevii* subsp. *armeniaticum*, *T. turgidum* subsp. *dicoccoides*, subsp. *paleocolchicum*, *T. urartu* and *T. zhukovskyi* – USDA, ARS, National Genetic Resources Program. pcGRIN. National Germplasm Resources Laboratory, Beltsville, Maryland; *T. turgidum* subsp. *dicoccoides*, subsp. *polonicum*, subsp. *turanicum* – SINGER (accessed through GBIF data portal, <http://data.gbif.org/datasets/resource/143029/07/2008>).

Based on the data presented in Figures 25 and 26, the following sites/locations are important for the *in situ* conservation of wheat wild relatives (see Figure 27):

- Qal'at Al Hosn, Homs province, Syria. Maxted *et al.* (2008c) identified this location as the best option for a single reserve for *Aegilops* as it has the highest concentration of taxa (14). However, there are currently no protected areas in the vicinity and a recent study (Keisa *et al.*, 2008) found that this area is being developed for tourism very rapidly and is highly threatened. Designation and site protection is a priority.
- Ham, Baalbek-Hermel province, Lebanon. This would also present a good second choice for a single wheat diversity genetic reserve and the fact that it is mountainous and on the Syrian–Lebanese border means it is less likely to be threatened by future human-induced genetic erosion. The site was established as a genetic reserve under the recent Global Environment Facility funded regional project on: 'Conservation and Sustainable Use of Dryland Agrobiodiversity in West Asia' (<http://www.icarda.cgiar.org/gef.html>), though the current level of active conservation is unknown.
- Central Israel, possibly within Eshqol (Habsor) National Park (IUCN category V), Ha Besor Nature Reserve, Karmiyya Nature Reserve, Kurkar Gervar'am Nature Reserve, Lahav Darom Nature Reserve, Lahav Zafon Nature Reserve or Tel Qeriyot Nature Reserve (all IUCN category IV). Although these sites have fewer total *Aegilops* species, they do contain additional endemic species.
- Uludag National Park, Bursa province. There are 8 *Aegilops* species present and two additional species to those found in West Asia.
- Erebuni State Reserve, Yerevan, Armenia. The 89 ha reserve was established in 1981 near Yerevan in foothills of the Ararat concavity and the southwestern slope of Voghjaberd upland, specifically to protect wild cereals (Avagyan, 2008). The site was also included as a genetic reserve within the recent Global Environment Facility funded regional

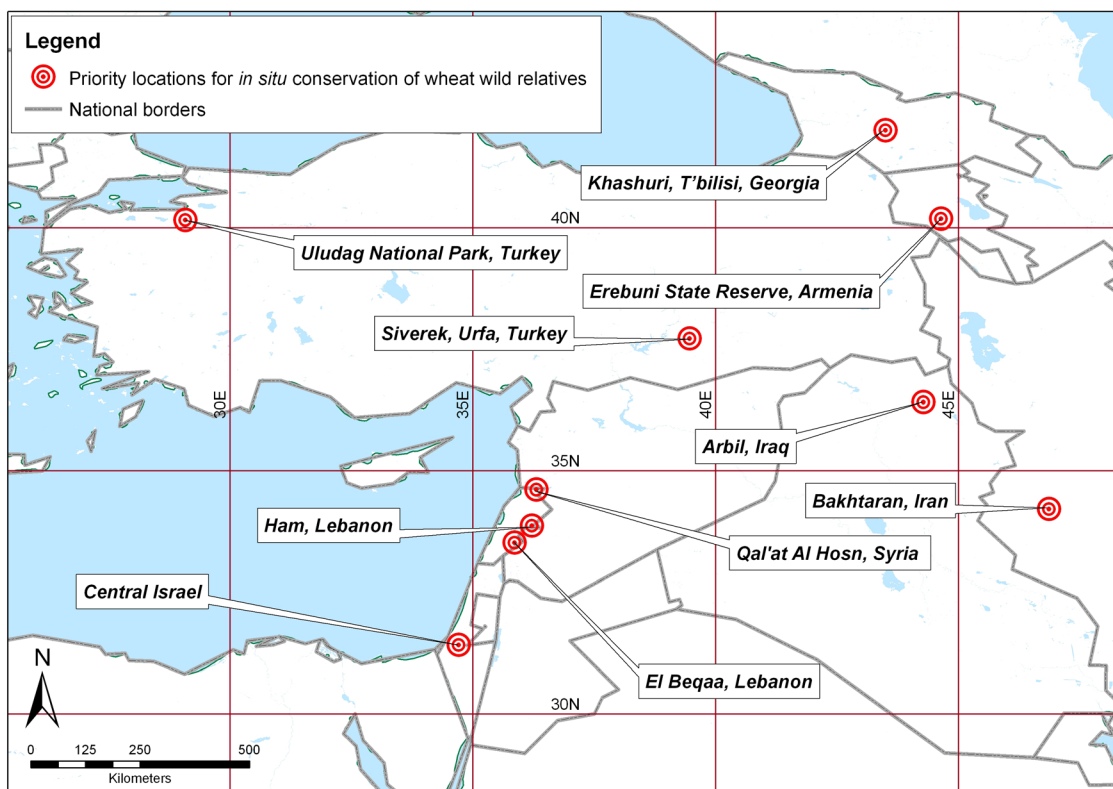


project on: 'In Situ Conservation of Crop Wild Relatives Through Enhanced Information Management and Field Application' (<http://www.cwr.am>), though the current level of active conservation is unknown.

- Khashuri near Tbilisi, Georgia. Data analysis indicates that *T. turgidum* subsp. *paleocolchicum* and *T. zhukovskyi* both occur at this location. This is the only location of *T. zhukovskyi* showing in this analysis and one of two locations of wild *T. turgidum* subsp. *paleocolchicum* (the other location is in Azerbaijan). The location does not appear to be protected, though it could fall within the unknown boundaries of Nezd Nature Sanctuary (IUCN category IV) and the Borjomi Nature Reserve (IUCN category Ia) is also close by to the South-west.
- Urfa, Turkey, 16–18 km east of Siverek. Data analysis shows this location to contain populations of *T. monococcum* subsp. *aegilopoides*, *T. turgidum* subsp. *dicoccoides* and *T. urartu*. This area is not currently protected but the relatively geographically close Ceylanpinar State Farm on the Syrian border was designated as a genetic reserve by the Global Environment Facility funded Turkish *In situ* Conservation of Genetic Diversity Project, which following a detailed survey was found to contain *T. monococcum*, *T. dicoccoides*, *Ae. speltooides* var. *speltooides*, *Ae. speltooides* var. *ligustica*, *Ae. tauschii*, *Ae. crassa*, *Ae. juvenalis*, *Ae. vavilovii*, *Ae. triuncialis*, *Ae. biuncialis*, *Ae. triaristata*, *Ae. caudata*, *Ae. columnaris*, *Ae. umhellulata*, *Ae. ovata* and *Ae. cylindrica*, along with *Hordeum spontaneum*, *H. bulbosum*, other *Hordeum* spp., and *Avena* spp. (Karagöz, 1998). The current level of active conservation within the site is unknown.
- Arbil, Iraq, 1 km North-east of Salahadin and 4 km North-east of Shaqlawa. *T. monococcum* subsp. *aegilopoides*, *T. timopheevii* subsp. *armeniicum* and *T. urartu* have been recorded at these locations, which are currently not protected.
- Bakhtaran province, Iran. Populations of *T. timopheevii* subsp. *armeniicum*, *T. urartu*, *T. monococcum* subsp. *aegilopoides* and *T. turgidum* subsp. *dicoccoides* have been recorded in this province. Data analysis indicates that none of these taxa are currently protected *in situ*, except perhaps for *T. monococcum* subsp. *aegilopoides*, which is on the edge of Bisotun Protected Area (IUCN category V and World Heritage Convention). This site and the neighbouring Bisotun (Varmangeh) Wildlife Refuge could however contain populations of all these taxa. Searches are required. To the South-west, searches in Ghalajeh Protected Area (IUCN category V) should also be carried out. Critically, populations of *T. timopheevii* subsp. *armeniicum* and *T. urartu* appear not to be protected in this vicinity.
- El Beqaa, Lebanon, between Kfarkouk and Aiha. *T. monococcum* subsp. *aegilopoides*, *T. timopheevii* subsp. *armeniicum* and *T. turgidum* subsp. *dicoccoides* have been recorded at this site, which is currently not protected.

FIGURE 27

**Priority locations for wheat wild relative genetic reserve conservation**



## Recommendations

- Three reserves have been established in the centre of diversity specifically to conserve wild wheats—Ammiad in Israel (Anikster *et al.*, 1997), Ceylanpinar in Turkey (Ertug Firat and Tan, 1997) and Erebuni in Armenia (Avagyan, 2008). There is a need to complement these existing reserves by establishing additional genetic reserves in the sites with the highest *Triticum* and *Aegilops* taxon richness. The sites/locations identified in this study (Figure 27) should be considered. Iran has significant unique *Triticum* and *Aegilops* taxa and as it is at the eastern extreme of the centre of diversity, further study should be devoted to establishing an appropriate site to conserve this diversity *in situ*. The results presented in this study should be backed up with further detailed ecogeographic surveys of the priority taxa. It is not clear from this analysis whether records of *T. turgidum* subsp. *polonicum* and subsp. *turanicum* are cultivated or wild. Further research is needed to ascertain locations of wild populations of these taxa.
- Wheat species have been relatively comprehensively surveyed and collected for *ex situ* conservation by the CGIAR centres, which have ensured that the cultivated wheats are systematically conserved *ex situ* with approximately 850 000 accessions stored, mainly of *Triticum* species (FAO, 1998). However, van Slageren (1994) comments that there is a conspicuous absence of collections from central and eastern Iran and western Afghanistan, and that it seems likely that the areas to the north of this area (Turkmenistan and Uzbekistan) are also under-collected.

## 3.2.12 Faba bean

### Scientific name

*Vicia faba* L. (Fabaceae)

### Principle synonyms

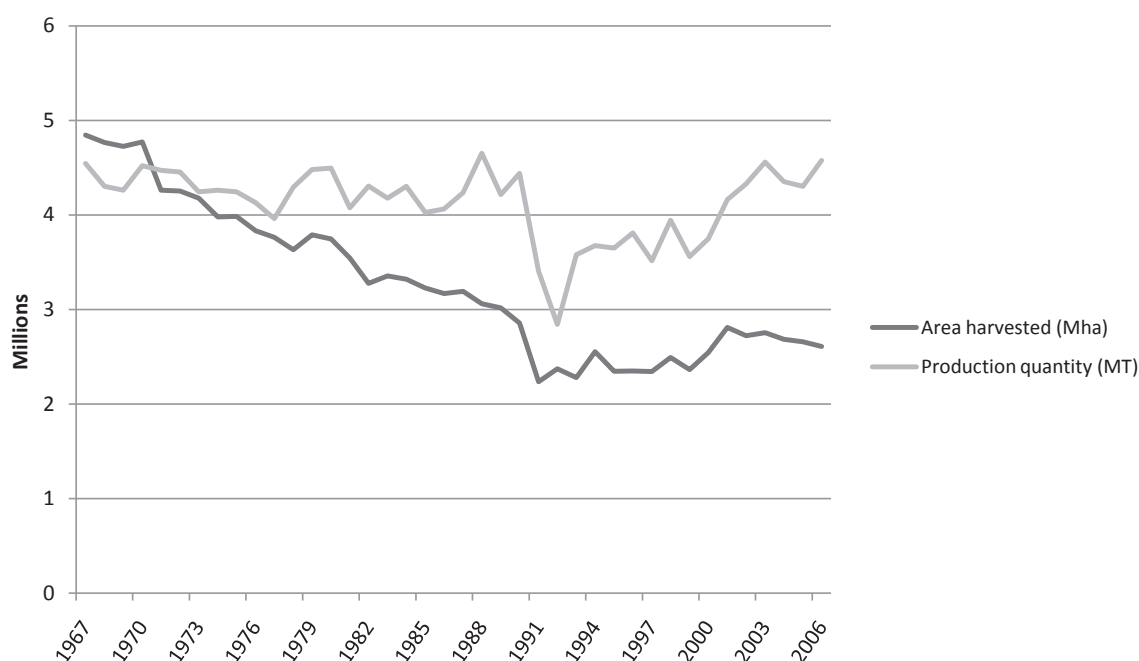
*Faba vulgaris* Tragus, Strip., *Pisum sativus* Dodoens, *F. vulgaris* Bernhardt, *F. sativa* Bernhardt, *V. vulgaris* Gray, *V. pliniana* (Trabut) Murat.

### Global, regional and local importance

The faba bean or broad bean (*Vicia faba* L.) is an important global pulse, fodder crop and vegetable throughout the temperate world and at higher altitudes in some sub-tropical regions (Bond, 1995). It has been referred to as the 'poor man's meat' due to the fact that it may be harvested early for green pods and beans and later harvested for dry seed (De Wouw *et al.*, 2001). The distribution of the faba bean is entirely controlled by humans, as it is not known in the wild. It is cultivated throughout Europe and was introduced to South America during European colonization but is mostly grown at higher elevations where *Phaseolus* beans cannot be grown. Its usefulness is associated with its erect habit and easily threshed pods with large seed of high protein content. It is a common breakfast food in the Middle East, Mediterranean region, China and Ethiopia (Bond, 1995). As well as a staple human food, faba bean is also used to feed animals in industrialized countries; such as pigs, horses, poultry and pigeons.

In 2006, 2.6 million ha were planted and 4.6 MT were harvested of this crop (FAO, 2008b) (Figure 28). Approximately 1.05 million ha were planted with faba bean in China alone; with Ethiopia, Morocco and Australia cultivating 427 719, 169 000 and 153 000 ha, respectively (FAO, 2008b). Compared with the other grain legumes, world trade in faba bean is significantly lower, with most produce consumed locally. However, there is an expectation that faba bean cultivation will expand in Australia, where it is likely to become a major export crop, as well as in China (De Wouw *et al.*, 2001).

FIGURE 28

**World area harvested and production quantity for faba bean (FAO, 2008b)****Taxonomic classification**

The faba bean is a peripheral member of the genus *Vicia* L. (legume tribe *Vicieae* of the *Papilionoideae*). The precise generic boundaries of *Vicia* remain a focus of debate, with 20 major classifications of the genus since Linnaeus (Maxted, 1993). Much of the debate has focused around *V. faba* and its appropriate position and rank within the genus and the search for its wild progenitor. Following an extensive review of morphology, cytology and hybridization studies, Maxted (1993) concluded that *V. faba* is clearly genetically distinct from all other *Vicia* species, but argued that although reinstatement of faba bean's generic rank as *Faba bona* Medik. may be warranted, the resultant inconvenience of nomenclatural changes for a major crop would be unjustified. Therefore, the author proposed that *V. faba* should be retained as the monospecific distinct section *Faba* within *Vicia*. Even though in recent years there has been systematic collecting throughout the eastern Mediterranean, no close ally of the faba bean has been discovered (Maxted *et al.*, 1991) and the species remains peripheral to the genus as a whole. Schäfer (1973) hypothesized that *V. faba* originated from an extinct ancestor, though De Wouw *et al.* (2001) suggested that a progenitor may appear in areas not yet thoroughly surveyed (e.g., Southeast Turkey, Iran or Afghanistan). *V. faba* is composed of four infra-specific groups (Muratova, 1931) based on leaflet and flower number and flower and seed length characteristics, as indicated in Table 12. Although all four groups are cultivated, the large seeded form, *V. faba* subsp. *faba* var. *faba*, is the true faba bean.

TABLE 12

**Infra-specific classification of *Vicia faba* (Muratova, 1931)**

Taxon	Description
<i>V. faba</i> subsp. <i>faba</i>	2–2.5 leaflets/leaf, flowers 2.5–2.7 cm, 2–3 per inflorescence
var. <i>faba</i> (faba bean)	seed length 1.88–3.05 cm
var. <i>equina</i> (horse bean)	seed length 1.25–1.65 cm
var. <i>minor</i> (tick bean)	seed length 0.65–1.25 cm
<i>V. faba</i> subsp. <i>paucijuga</i>	3–4 leaflets/leaf, flowers 2.8–3.5 cm, 4–11 per inflorescence



## Wild relatives

The faba bean is unusual among pulse crops in that there is still no clear picture of the species, ancestry or even its close taxonomic allegiances (Smartt, 1984; Maxted *et al.*, 1991). Significant effort has been made to hybridize the faba bean with other *Vicia* species, though with very limited success. Morphologically, *V. narbonensis* L. is considered by many authors (Davis and Plitmann, 1970; Hanelt, 1972; Schäfer, 1973; Kupicha, 1976; Maxted, 1993) to be the closest wild relative of the faba bean and has received the greatest attention as its putative ancestor. However, *V. narbonensis* (2n=14), with a different karyotype and different chromosome number (*V. faba* has 2n=12), has never been successfully crossed with *V. faba*, and therefore cannot be regarded as a direct ancestor of faba bean. *V. narbonensis* is a common wild and minor cultivated forage species of southern Europe, the Mediterranean and western Asia in its own right. It is one species of a morphologically closely related group of less common species in *Vicia* section *Narbonensis* (Maxted, 1993). The gene pool grouping for faba bean can be derived from the discussion of the classification and relatedness in Maxted *et al.* (1991) and Maxted (1993).

### Primary wild relatives

- *Vicia faba* L.
  - subsp. *paucijuga* Murat.
  - subsp. *faba*
    - var. *minor* Beck
    - var. *equina* Pers.
    - var. *faba*

### Secondary wild relatives

There is no secondary gene pool for *V. faba*.

### Tertiary wild relatives

- *V. kalakhensis* Khattab, Maxted & Bisby
- *V. johannis* Tamamschjan in Karyagin
  - var. *ecirrhosa* (Popov) H. Schäfer
  - var. *procumbens* H. Schäfer
  - var. *johannis*
- *V. galilaea* Plitm. & Zoh. in Plitm.
  - var. *galilaea*
  - var. *faboidea* (Plitm. & Zoh. in Plitm.) H. Schäfer
- *V. serratifolia* Jacq.
- *V. narbonensis* L.
  - var. *salmonea* (Mout.) H. Schäfer
  - var. *jordanica* H. Schäfer
  - var. *affinis* Kornhuber ex Asch. & Schweinf.
  - var. *aegyptiaca* Kornhuber ex Asch. & Schweinf.
  - var. *narbonensis*
- *V. hyaeniscyamus* Mout.
- More distantly, *V. bithynica* (L.) L. and *V. eristalioides* Maxted are also related (Maxted, 1993).

## Distribution and centre of diversity

The Mediterranean Basin is the most important centre of diversity for *Vicia*, although secondary centres exist in South America, North America and southern Siberia (Kupicha, 1981; Hanelt and Mettin, 1989; Maxted, 1995). The genus as a whole is adapted to temperate regions but can also be found at high altitudes in tropical Africa. Endemic species are present on all continents, except for Australia and Antarctica.

*V. faba* is one of the earliest domesticated plants of the world and it is believed to have been domesticated during the Neolithic period (Hopf, 1970, 1986; Zohary, 1989; Zohary and Hopf, 2000) in western Asia—probably in the region between Afghanistan and the eastern Mediterranean during the period 7 000–4 000 BC (Hanelt, 1972). Cubero (1972) concluded that the cultivation of faba bean spread in four directions from its centre of origin—north to Central Europe, northwest to western Europe, west to the Mediterranean, and east to the Far East (India, China and Japan). The var. *minor*



faba bean was introduced to China in 100 BC (Tao, 1981) and the major type in 1 200 AD (Hanelt, 1972). *V. faba* is divided into two subspecies: *faba* and *paucijuga*; the most primitive of these and less adapted as a crop, is the relatively small seeded subsp. *paucijuga*. This small plant has a more restricted distribution, being confined to Afghanistan, Pakistan and India (Muratova, 1931) and the Terai region of Nepal. Subspecies *faba* is divided into varieties according to the size of its seeds. The large seeded faba bean (*V. faba* subsp. *faba* var. *major*), which has a seed weight of more than 1 g, was developed in the southern Mediterranean and China. The small seeded types (var. *minor*), with a seed weight of less than 0.5 g, which are found in the Ethiopian highlands and Sudan, have become important in North European agriculture. The varieties with an intermediate seed size (var. *equina*), developed in the Middle East and North Africa, are the main type grown and eaten in Egypt (Maxted, 1995; Duc, 1997).

*V. narbonensis* is a common wild and minor cultivated forage species of southern Europe, the Mediterranean and western Asia, in its own right. It was formerly cultivated more widely on limestone and volcanic soils, often inter-cropped with faba bean, but *V. narbonensis* cultivation is now restricted to Syria, Turkey and Iraq (Enneking and Maxted, 1995). The other species of *Vicia* section *Narbonensis* are less common, more geographically restricted and mostly found in field margins, grasslands, and as weeds of cultivated fields. They generally prefer calcareous soils, except for *V. narbonensis* var. *jordanica* and *V. hyaeniscyamus*, which have only been found on basaltic soils. *V. serratifolia* was also historically cultivated as a forage crop in central Europe and parts of France (Clos, 1898). *V. johannis* is a species with a more northerly distribution than *V. narbonensis*; it has better cold adaptation and could offer potential as a forage crop (De Wouw *et al.*, 2001). Generally, the species of *Vicia* section *Narbonensis* are found in the countries surrounding the Mediterranean, Europe and South-west Asia, with the largest number found in Turkey, Syria and Greece (Bennett and Maxted, 1997).

### Known uses of wild relatives in crop improvement

As a pulse crop, there has been significant phenotypic characterization of the genetic diversity within *V. faba* and landraces have been widely used in crop improvement (Robertson, 1985). Because there are no species in the secondary gene pool of *V. faba*, there remain few examples of the use of CWR in faba bean improvement; however, the work that has taken place has focused on *V. narbonensis* and other members of sect. *Narbonensis* and therefore these are priority CWR taxa.

### Priority taxa

#### High priority taxa

- *V. eristalioides*
- *V. faba* subsp. *paucijuga*
- *V. galilaea*<sup>23</sup>
- *V. hyaeniscyamus*
- *V. kalakhensis*

#### Other priority taxa

- *V. johannis*
- *V. narbonensis* var. *narbonensis*
  - var. *aegyptiaca*
  - var. *affinis*
  - var. *jordanica*
  - var. *salmonea*
- *V. serratifolia*

<sup>23</sup> There is some dispute over whether *V. galilaea* exists as a specific entity from *V. johannis* and it seems likely the former should be reduced to a synonym of the latter.

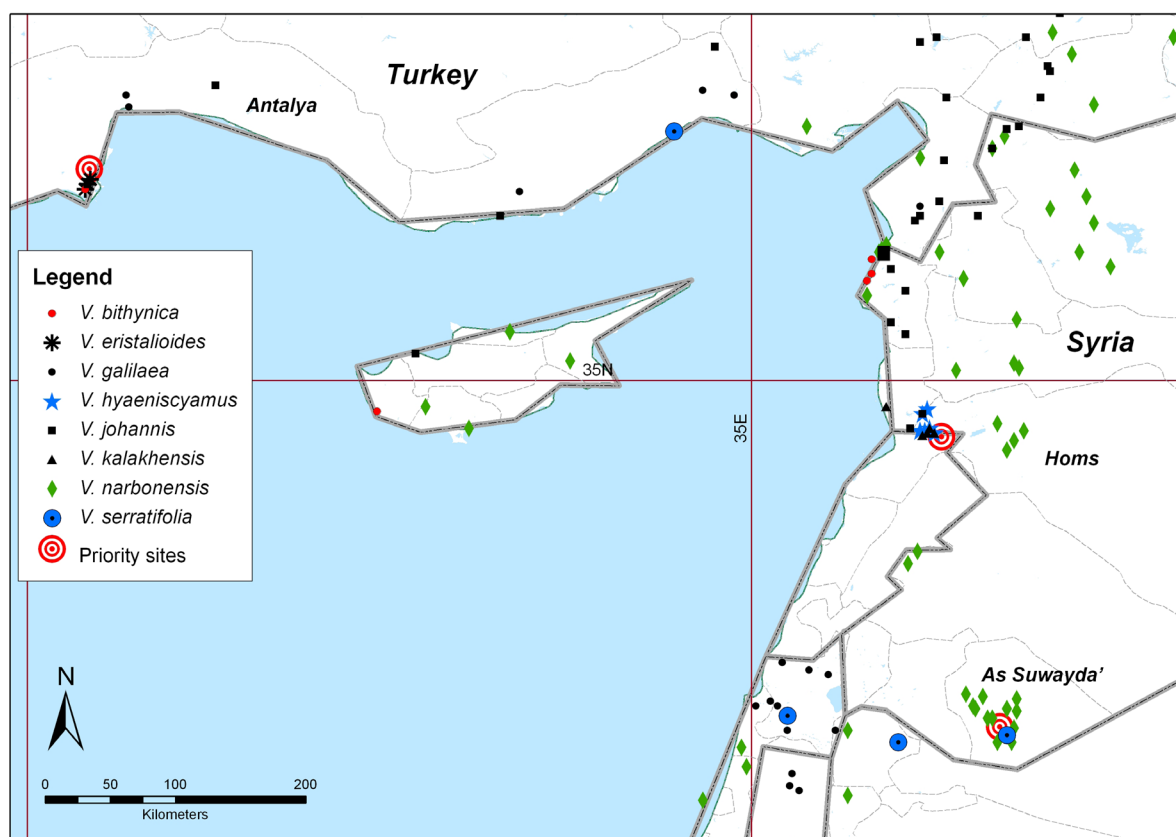
### Priority sites

Maxted (1995) identified five priority sites for the establishment of genetic reserves to conserve *Vicia* genetic diversity *in situ* in Syria and Turkey. Of these five, three are particularly relevant for the *in situ* conservation of taxa in *Vicia* sect. *Narbonensis*—the closest wild relatives of *V. faba* (Figure 29):

- Qal'at Al Hasn, Homs province, Syria (34 46 29N, 36 18 57E). This would be the best option for a single reserve as there are two local endemic species present—*V. kalakhensis* and *V. hyaeniscyamus*—as well as significant populations of *V. narbonensis* and *V. johannis*. However, a recent study (Keisa *et al.*, 2007) has shown that this area is being developed for tourism very rapidly and is highly threatened, so designation and site protection is a priority.
- Mimas, As Suwayda province, Syria (32 36 25N, 36 43 02E). This is a good general site to conserve *Vicia* diversity that also contains populations of *V. narbonensis* and *V. johannis*.
- Between Belin and Cavus, Antalya province Turkey (36 27 24N, 30 25 40E). This is the type location of *V. eristalioides* within the Olimpos Beydaglari National Park, Belin and so the site already has a level of protection. However, there has been extensive planting of conifers within the reserve and these plantations are likely to threaten the relatively small endemic population of *V. eristalioides*; therefore, reserve management policy needs to be reconsidered.

FIGURE 29

**Priority sites for genetic reserve establishment for faba bean wild relatives identified by Maxted (1995), showing the distribution of priority *Vicia* wild relatives in the region**



### Recommendations

- Although existing genetic reserves (e.g., Ammiad in eastern Galilee, Israel; Kaz Dag, Aegean Region; Ceylanpinar of southeastern Turkey; and Amanos, Mersin in Turkey) and other protected areas throughout the range of sect. *Narbonensis* contain the target species, in these locations the conservation is 'passive' (species and genetic diversity is not being monitored and managed), therefore the taxa are susceptible to further unobserved genetic erosion. As such, we recommend that genetic reserves are established at the three priority sites listed above in Syria and Turkey for the closest CWR wild species of faba bean in *Vicia* sect. *Narbonensis* (Maxted, 1995).
- Relatively large *ex situ* seed collections exist of cultivated and wild *Vicia* species (De Wouw *et al.*, 2001), but there remain numerous gaps in conserved materials. Even for those species of sect. *Narbonensis* which are of most



immediate utilization potential, their germplasm has not been systematically conserved *ex situ*. Therefore, there is a need to systematically conserve *Vicia* genetic diversity *ex situ* as a back-up for active *in situ* activities (Maxted, 1995).

- The relatively recent discoveries of new species closely related to faba bean (Khattab *et al.*, 1988; Maxted, 1988) suggest that a wild progenitor of faba bean may still be found. This progenitor species would be very interesting to plant breeders, bearing in mind the current lack of secondary wild relatives; therefore, the search should be continued in those areas of the Middle East and West Asia that are still under-explored, specifically Southeast Turkey, Iran and Afghanistan.
- In terms of safe-guarding the gene pool of faba bean, there is a need to systematically conserve the diversity within *V. faba* itself. Further, as the taxa are dependent on cultivation (i.e., not being found in the wild), there is a need to establish on-farm projects to conserve the ancient landraces of cultivated *V. faba*, particularly in areas with less developed agriculture, such as Spain, southern Italy, Sicily, Albania, the former Yugoslavia, Turkey, Lebanon, Iran, Afghanistan and many of the Mediterranean islands.
- It is interesting to note that the conservation of the primitive *V. faba* subsp. *paucijuga* has been largely ignored, there are very few *ex situ* conserved accessions and none held within the System-wide Information Network for Genetic Resources (SINGER - <http://singer.grinfo.net/>). Muratova (1931) records the taxon as being cultivated in Afghanistan, Pakistan and India and if still extant it could provide useful traits for a crop that lacks close CWR diversity. There is therefore a need to re-locate and conserve this diversity.

### 3.2.13 Cowpea

#### Scientific name

*Vigna unguiculata* (L.) Walp.

#### Principle synonyms

*Dolichos unguiculatus* L., *Phaseolus cylindricus* L., *D. sinensis* L., *D. catjang* Burm.f., *V. catjang* (Burm.f.) Walp., *V. sinensis* (L.) Hassk.

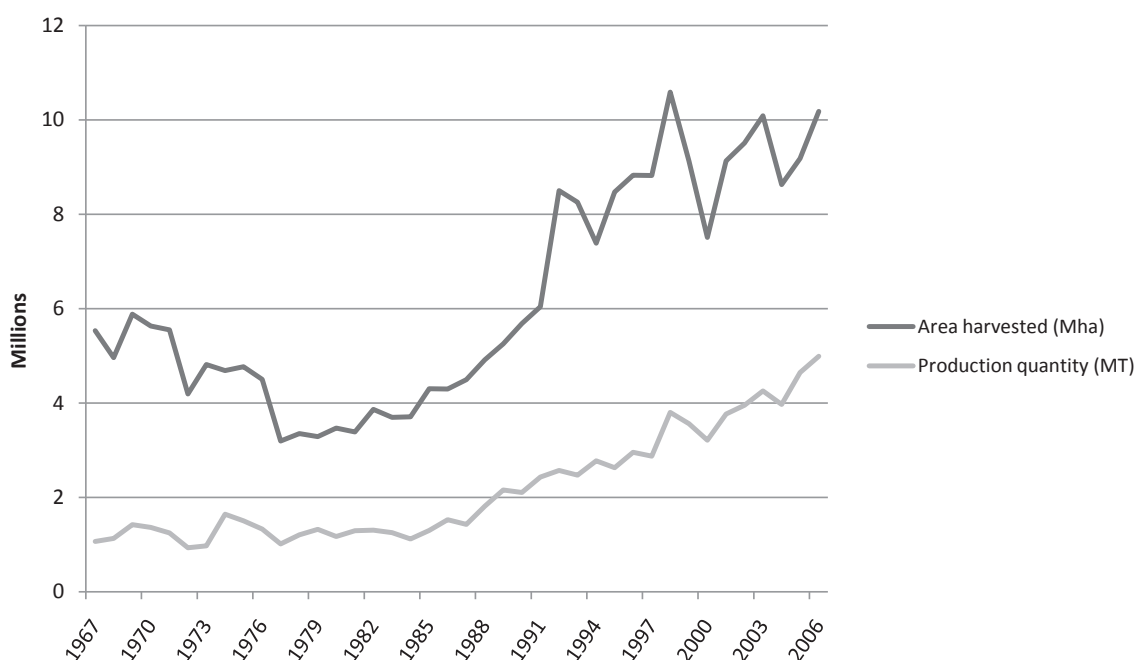
#### Global, regional and local importance

Cowpea (*Vigna unguiculata* (L.) Walp.) is the third most important global pulse crop (FAO, 2008b), domesticated in North-east Africa (Pasquet, 1999) with a secondary centre of domestication in West Africa (Pasquet, 1996b; Garba and Pasquet, 1998) and the Indian sub-continent (Steele *et al.*, 1985). The crop is now cultivated in all tropical and some temperate areas, but is a major subsistence crop in sub-Saharan Africa. Cowpea does best in the savannah regions of the tropics and subtropics, where the climate is characterized by wet summer and dry winter seasons and where droughts and poor soils restrict other crops. It is widely adapted and noted for its stress tolerance as a grain legume, vegetable and fodder crop of warm to hot regions of Africa, Asia and the Americas (Ehlers and Hall, 1997).

The crop's value lies in the high protein content of the seeds, the vitamins and minerals in young plants and its ability to tolerate droughts and to fix atmospheric nitrogen, which allows it to improve poor soils (IITA, 2004). As shown in Figure 30, the area harvested and production has increased markedly in recent years (Ehlers and Hall, 1997), with cowpea now cultivated on approximately ten million ha and with an annual production of 5 MT of cowpea dry grain worldwide in 2006 (FAO, 2008b). Nigeria produced 3.04 MT making it the world's largest producer, followed by Niger (0.69 MT) and Mali (0.45 MT). The total area grown to cowpea was 10.1 M ha—about 9.3 M ha of these in West Africa. World average yield was 1400 kg /ha, although average yield in Nigeria was 690 kg /ha, and in Niger 170 kg /ha (FAO, 2008b).



FIGURE 30

**World area harvested and production quantity for cowpea (FAO, 2008b)**

Although plant breeders have striven to enhance and improve production (IITA, 2004), exploitation has been hampered by a lack of:

- Taxonomic, genetic and ecogeographic knowledge;
- *In situ* and *ex situ* conserved material that is easily exploitable by breeders;
- Characterization and evaluation of existing conserved germplasm;
- Coordination of national, regional or international conservation strategies for *Phaseolus* and *Vigna* diversity.

Production is characterized by limited use of purchased inputs and the crop is traditionally inter-cropped with cereals such as maize, millets, sorghum and cassava (Singh *et al.*, 1997; Rao and Mathuva, 2000). It has been suggested that inter-cropping has the advantage of minimizing the destructive effects of insect pests; however, a recent study reported that mixed cropping with pearl millet had no effect on major pests (Bottenburg and Singh, 1997).

Cowpea is mainly used for human and livestock consumption. A wide range of nutritional value exists between cultivars of cowpea (Breassani, 1985). Cowpea grain contains 24–28% protein (Eneobong, 1995), which is significantly higher than values reported for African Yam beans (*Sphenostylis stenocarpa*) and pigeon pea (*Cajanus cajan*) in the same study, making it extremely valuable where people cannot afford protein foods such as meat and fish. A recent study on six Brazilian cultivars reports protein, carbohydrate and oil content ranging from 195–261, 678–761 and 12–36 g/kg of dry matter respectively, as well as significant differences in amino acid content between varieties (Maia *et al.*, 2000). When fresh, the young cowpea leaves, immature pods and peas are used as vegetables, while snacks and main meal dishes are prepared from the dried grain. Cowpea haulms after harvest are used for feeding cattle, goats, pigs, sheep and other farm animals (IITA, 2004); while the decaying root residues provide manure for cultivated fields (Singh *et al.*, 1997). In many regions cowpea is inter-cropped with cereals, where the indeterminate or semi-determinate growth has the added advantage of preventing soil erosion and suppressing growth of weeds (Singh *et al.*, 1997). The major limitation to the production of cowpea in many parts of Africa is attack by insect pests (Jackai and Adalla, 1997); notably, storage weevil (*Callosobruchus maculatus*). Other pests of cowpea include: thrips (*Megalurothrips sjostedti*), pod borers (*Maruca vitrata*), aphids (*Aphis craccivora*) and pod-sucking bugs (*Clavigralla tomentosicollis*). Therefore, for subsistence farmers, on-farm storage often involves the mixing of infested cowpea grain with wood ash from cooking fires to discourage insects. Parasitic weeds, such as *Striga gesneroides* are also an important limitation to cowpea production (Toure *et al.*, 1997). In a recent experiment, Karungi *et al.* (2000) found that insect damage alone accounts for 24–69 % of the total variation in grain yield.



## Taxonomic classification

Cowpea is morphologically and genetically variable, including wild perennial, wild annual and annual cultivated forms (Pasquet, 1999). Linnaeus (1753, 1763) did not recognize *Vigna* as a distinct entity, but recognized three of the cultivated forms of *V. unguiculata* as distinct species within *Dolichos*; namely, *Dolichos unguiculatus*, *D. biflorus* and *D. sinensis*. *Vigna* was erected by Savi (1824) to contain cowpea (*V. unguiculata* (L.) Walp.) and related species. Pasquet (1998) noted that several approaches have been taken to the taxonomy of the cultivated forms and although the number of taxa has been generally agreed, their rank has been much debated. Piper (1912) took the three groups recognized on the basis of seed and pod characters by Linnaeus (1763) and raised them to specific rank, while Westphal (1974) developed the concept of cultivar-group rank that is now accepted. However Pasquet (1998) noted that it is not easy to distinguish cv. gr. *Unguiculata* from *Biflora* and following a phenetic analysis, introduced a fourth cultivar-group, cv. gr. *Melanophthalmus*, as follows:

- Cultivar-group *Unguiculata* (Westphal, 1974) – Cowpea, black-eye bean. The most widespread and economically most important group of the species, cultivated in many (sub)-tropical and warmer temperate countries. Main production regions are in the Sahel belt in Africa, Brazil and Venezuela, but it is also frequently grown in other African, Asian, Australasian and American countries. It is mostly used as a pulse (especially in Africa) and consumed in various preparations (cooked, ground and made into fried or steamed cakes etc.). Less often, young pods and leaves are used as a vegetable. In the USA it is often cultivated as forage or a green manure crop. Cultivar-group *Unguiculata* was originally domesticated in Africa in Neolithic times and remains the dominant African grain legume.
- Cultivar-group *Melanophthalmus* (Pasquet, 1998) – The most recently recognized cultivar-group, based on the taxonomy proposed by Chevalier (1944), with a thin testa and often wrinkled. It is mainly cultivated in West Africa.
- Cultivar-group *Biflora* (Westphal, 1974) – Catjang (bean). Mainly cultivated in South Asia (India, Sri Lanka) and less often in Southeast or East Asia, rarely in Africa or elsewhere in (sub)-tropical regions. It is grown as a pulse, as a vegetable for the green pods, as a forage crop, especially for hay and silage and as a green manure crop. The Catjang bean is much less variable than the true cowpea.
- Cultivar-group *Sesquipedalis* (Westphal, 1974) – Yard-long bean, asparagus bean. Cultivated mainly in South and Southeast Asia, from India to Indonesia and the Pacific islands—also in East Asia and as a minor garden crop widely grown in many (sub)-tropical countries of Africa (especially West Africa) and America (e.g., the Caribbean). The very long young pods (to 90 cm) are used as a vegetable (sometimes also the leaves or seedlings). Dry seeds are less often consumed and also more infrequently the yard-long bean is grown as a forage or green manure plant. Breeding programmes have produced many cultivars in India, Nigeria, the USA, Cuba and the Philippines; some of them originating from hybridizations between cowpea and yard-long bean.

In their revision of the taxonomy of *V. unguiculata*, Mithen and Kibblewhite (1993) placed heavy emphasis on separating the wild and cultivated forms, placing them in separate subspecies, with all wild taxa being assigned varietal rank. Padulosi (1993) recognized four wild subspecies of *V. unguiculata*; namely, subsp. *dekindtiana* (with varieties *dekindtiana*, *ciliolata*, *congolensis* and *grandiflora*), *pubescens*, *protracta* (with varieties *protracta*, *kgalagadiensis* and *rhomboidea*), *tenuis* (with varieties *tenuis* and *parviflora*) and *stenophylla*. However, the most widely accepted classification of *V. unguiculata* infra-specific diversity is that presented by Pasquet (1993a, b, 1996a), where the wild taxa are subdivided into ten subspecies and one variety, and can be broadly subdivided into three groups. The first group consists of perennial out-breeders, which can be distinguished from each other on the basis of floral characters. These include subspecies *baoulensis*, *burundiensis*, *letouzey* and *pawekiae*. The second group comprises the perennial out/inbreeders associated with mostly drier, coastal environments; including subspecies *alba*, *pubescens*, *tenuis*, *stenophylla* and *dekindtiana*. The last group consists of wild or weedy annuals, which are all classified under subspecies *spontanea*. Subsequently, Pasquet (1997) described an additional subspecies *aduensis*, an Ethiopian endemic. The perennial out-breeders appear primitive and are somewhat separated from each other and from the perennial out/inbreeders. Although distinct morphologically, two subspecies of *V. unguiculata*, subsp. *pubescens* and subsp. *unguiculata*, appeared most closely related (Pasquet, 1999).

For the genus *Vigna* as a whole, the accepted classification is that proposed by Verdcourt (1971) and amended by Maréchal *et al.* (1978). When subsequently described taxa are included, the genus contains 61 species and 63 infra-specific taxa (Maxted *et al.*, 2004).

### Wild relatives

The majority of *Vigna* species have been described and classified using a combination of morphological characteristics and information on the genetic relationships among the taxa; as a consequence, the make-up of the gene pool is only relatively well understood for the cowpea (Ng and Padulosi, 1991). The cowpea primary gene pool is unusually large, with eleven subspecies plus several varieties recognized by Pasquet (1993a, b, 1997) (i.e., ten perennial and one annual subspecies (*unguiculata*)). Subsp. *unguiculata* is split into var. *unguiculata*—which is the cultivated cowpea and contains four cultivar groups—and var. *spontanea*, which is the annual wild cowpea found from Senegal to Eritrea and south to Namibia and South Africa. *V. unguiculata* is placed in section *Catiang* (DC.) Verdc. with *V. schlechteri* Harms, *V. keraudrenii* Du Puy & Labat and *V. monantha*, so these species are the closest wild relatives of cowpea and have as yet untapped potential for exploitation. Vaillancourt and Weeden (1996) reviewed existing data sets for intra- and inter-specific relationships of *V. unguiculata* and suggested the closest genetic relatives to cowpea outside of section *Catiang* is subgenus *Plectotropis* (= *V. vexillata*), a finding later corroborated by Jaaska (1999), who also suggested subgenus *Vigna* section *Reticulatae* (*V. reticulata*).

### Primary wild relatives

#### Group A

- *Vigna unguiculata* subsp. *unguiculata* var. *unguiculata* cultivar group *Sesquipedalis*
- *V. unguiculata* subsp. *unguiculata* var. *unguiculata* cultivar group *Melanophthalmus*
- *V. unguiculata* subsp. *unguiculata* var. *unguiculata* cultivar group *Unguiculata*
- *V. unguiculata* subsp. *unguiculata* var. *unguiculata* cultivar group *Biflora*

#### Group B

- *V. unguiculata* subsp. *unguiculata* var. *spontanea*
- *V. unguiculata* subsp. *baoulensis*
- *V. unguiculata* subsp. *letouzeyi*
- *V. unguiculata* subsp. *burundiensis*
- *V. unguiculata* subsp. *pubescens*
- *V. unguiculata* subsp. *dekindtiana*
- *V. unguiculata* subsp. *tenuis*
- *V. unguiculata* subsp. *stenophylla*
- *V. unguiculata* subsp. *alba*
- *V. unguiculata* subsp. *pawekiae*
- *V. unguiculata* subsp. *aduensis*

### Secondary wild relatives

- *V. schlechteri* Harms (Syn. *V. nervosa* Markötter)
- *V. keraudrenii* Du Puy & Labat
- *V. monantha* Thulin

### Tertiary wild relatives

Other *Vigna* subgenus *Vigna* species

### Distribution and centre of diversity

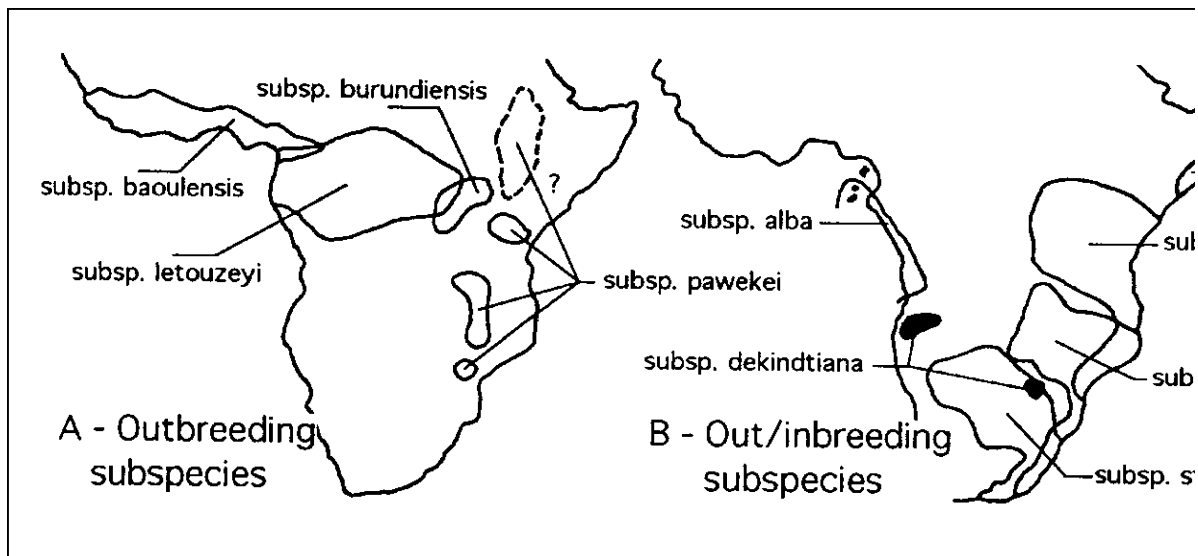
Cultivated cowpea originated in Africa—the only continent where wild relatives are encountered (Maréchal *et al.*, 1978). Wild and cultivated forms cross readily. Sauer (1952) argues a solely Ethiopian centre of origin, followed by subsequent evolution predominantly in the ancient farming systems of the African savannah. There are two centres of diversity for this variable crop species: tropical Africa (*Unguiculata* group and wild forms) and India/Southeast Asia (the other cultivar-groups). Domestication took place in Africa in Neolithic times (Hanelt, 2001). The crop spread in the second millennium BC via the Near East to India and in the first millennium BC to the Mediterranean countries and to Southeast and East Asia. Here, the cultivar-groups *Biflora* and *Sesquipedalis* were developed as a result of selection for grain. Where exactly the crop was domesticated in Africa is still a matter of debate; Ethiopia, West Africa or a diffuse origin in the sub-Saharan belt having been proposed. The crop was subsequently taken to the Americas in the 17th century.

The most widely accepted concept of *V. unguiculata* infra-specific diversity is that presented by Pasquet (1993a, b, 1996a, 1998), where the wild taxa are subdivided into 11 subspecies and 2 varieties. The infra-specific diversity within



*V. unguiculata* and its close allies is summarized in Table 13 and shown in Figure 31. The highest taxon richness (five subspecies) is found at the southern tip of Mozambique, close to the border with South Africa, with additional potentially interesting areas for *V. unguiculata* diversity in eastern Tanzania (with five subspecies) and central Angola (with four subspecies).

FIGURE 31  
**Distribution of *V. unguiculata* infra-specific diversity with its close allies (Pasquet, 1996a)**



For the whole genus, the highest concentration of *Vigna* species occurs in the Zambezian centre of endemism (White, 1983), with 80 % of all African *Vigna* species present. The Guineo–Congolian and Sudanian centres of endemism have the next highest level with 59 % of all species of *Vigna* in both, while the Guinea-Congolian/Sudanian transition region contains 55 % of all species. Other regions of high species richness include the Lake Victoria Mosaic, the Guinea-Congolian/Zambezian regional transition zone, each with 45 % of all *Vigna* species, as well as the Somalia–Masai centre of endemism, with 43 % of all species. Conversely, the Sahara regional transition zone, the Cape regional centre of endemism, Karoo-Namib and the Tongaland–Pondoland regional mosaics are the most species poor, with 3.5 %–12.5 % of *Vigna* species. The highest concentration of *Vigna* species (i.e., the hotspots for *Vigna* diversity), occurs between 10°N and 20°N in the Zambezi River basin and Central African regions; mainly within the Democratic Republic of the Congo (Maxted *et al.*, 2004). There are three particular hotspots at the southern tip of Lake Tanganyika (24 species), around the Great Lakes (23 species), and in the Cameroon Highlands (19 species). Members of the genus are predominantly herbaceous plants which occur in a wide range of habitats, but particularly grasslands, open woodlands, bush-lands and thickets. Perennial species generally possess large, woody rootstocks, which usually die back in the colder months, growing again from the rootstocks in warm weather or following burning.

TABLE 13  
**Geographic distribution of priority *Vigna* taxa (Maxted *et al.*, 2004)**

Taxon	Geographic distribution	Status	Ecological preferences
<i>V. unguiculata</i> subsp. <i>unguiculata</i> var. <i>unguiculata</i> cv. <i>Sesquipedalis</i>	–	Crop	Cultivated
<i>V. unguiculata</i> subsp. <i>unguiculata</i> var. <i>unguiculata</i> cv. <i>Melanophthalmus</i>	–	Crop	Cultivated
<i>V. unguiculata</i> subsp. <i>unguiculata</i> var. <i>unguiculata</i> cv. <i>Unguiculata</i>	–	Crop	Cultivated
<i>V. unguiculata</i> subsp. <i>unguiculata</i> var. <i>unguiculata</i> cv. <i>Biflora</i>	–	Crop	Cultivated
<i>V. unguiculata</i> subsp. <i>unguiculata</i> var. <i>spontanea</i>	Central, East, North-east and southern Africa	Wild	Savannah, especially disturbed areas, often as a weed, 0–1 850 m
<i>V. unguiculata</i> subsp. <i>baoulensis</i>	West Africa and Zambia	Wild	Disturbed areas, 80–1 250 m
<i>V. unguiculata</i> subsp. <i>letouzeyi</i>	Central Africa and Cameroon	Wild	Disturbed areas, 320–800 m

Taxon	Geographic distribution	Status	Ecological preferences
<i>V. unguiculata</i> subsp. <i>burundiensis</i>	Central and East Africa	Wild	Disturbed areas, 1 800–1 900 m
<i>V. unguiculata</i> subsp. <i>pubescens</i>	Central, East, North-east, southern, West and Zambesiaca Africa	Wild	Widespread, grasslands, coastal thickets, rocky outcrops, roadsides, savannas and fallow fields, usually near water, 0–1 550 m
<i>V. unguiculata</i> subsp. <i>dekindtiana</i>	Central, East, North-east, southern, West and Zambesiaca Africa	Wild (though utilized as a wild harvested resource)	Very widespread, roadsides, woodlands, grasslands (especially if burnt seasonally), various savannas, swamps, cultivated fields, riversides, riverine forests, littoral zones, 1–2 800 m
<i>V. unguiculata</i> subsp. <i>tenuis</i>	East, southern and Zambesiaca Africa	Wild	Miombo woodland, grassland, and sandy places near the coast, 1–1 550 m
<i>V. unguiculata</i> subsp. <i>stenophylla</i>	Central, southern and Zambesiaca Africa	Wild	Kalahari sands in FZ region, 1–2 350 m
<i>V. unguiculata</i> subsp. <i>alba</i>	Central, East and Zambesiaca Africa	Wild	Disturbed grassland and forest margin, 1–1 700 m
<i>V. unguiculata</i> subsp. <i>pawekiae</i>	Central, East, North-east, southern, West and Zambesiaca Africa	Wild	Tree and palm savannas, swampy areas, roadsides, gallery forests, grasslands and fallow fields, 1–2 700 m (–3 650 m in Kenya)
<i>V. unguiculata</i> subsp. <i>aduensis</i>	Ethiopia	Wild	Disturbed areas, 1 200–2 900 m
<i>V. schlechteri</i>	Southern and Zambesiaca Africa	Wild	Montane grasslands, Ngongoni veld, amongst rocks and disturbed areas; loams, 650–2 290 m
<i>V. keraudrenii</i>	Madagascar and Mozambique	Wild	Rocky hillsides and high altitude woodland with mosses and lichens, 1 420–1 940 m
<i>V. monantha</i>	Somalia	Wild	Sandy plains of ancient dunes, 20–230 m

### Known uses of wild relatives in crop improvement

Since no adequate levels of resistance to major pests and diseases have been identified in accessions of any *V. unguiculata* taxa (Barone and Ng, 1990), it is necessary to identify genotypes and species which can be used as bridge parents in wide crosses. The only species with which concerted efforts have been made to hybridize *V. unguiculata* is *V. vexillata*, due to its resistance to major insect pests. Studies have shown that these two species cannot easily hybridize, as any pods obtained from crosses have been observed to shrivel within a few days (Barone and Ng, 1990; Fatokun, 1991; Barone *et al.*, 1992; Fatokun *et al.*, 1993). However, it has been confirmed that pollen tube germination and subsequent fertilization occur normally (Fatokun, 1991), which implies that embryo rescue remains a possibility. Gomathinayagam *et al.* (1998) have reported success in growing immature embryos (10–12 days old) resulting from a cross between *V. unguiculata* and *V. vexillata* in Murashige and Skoog (MS) medium supplemented with BAP to produce callus. Cytological studies of the resulting plantlets showed a high rate of univalent formation in hybrids, suggesting genetic differentiation between the two parental species.

*V. marina* and *V. luteola* have also been hybridized with *V. unguiculata* (Smartt, 1979), but both attempts have been unsuccessful. In a hybridization experiment involving *V. schlechteri* (*syn. V. nervosa*) and *V. unguiculata*, it has been reported that developing pods aborted within five days of pollination (Mithen, 1987), which seems to indicate that these two species cannot hybridize successfully. Although *V. unguiculata* is morphologically similar to species in sections *Macrodontae* and *Liebrechtsia*, it is unlikely that hybridization with these species would be successful because of the different chromosome numbers— $2n = 20$ , as opposed to  $2n = 22$  in *V. unguiculata* (Baudoin and Maréchal, 1991).

It appears that the full range of genetic diversity within *V. unguiculata* has yet to be fully characterized and evaluated for useful traits that might be bred into cowpea. Coulibaly *et al.* (2002) found that the wild annual cowpea was more diverse than the domesticated cowpea for AFLP markers, based on 117 accessions with a mixture of wild and weedy annuals, domesticated types and perennial subspecies. This study corroborates an earlier study using allozymes on the cultivar groups that showed low levels of genetic diversity in cultivated cowpea, but higher diversity in wild cowpea taxa (Vaillancourt and Weeden, 1996). Mithen (2000) suggests that while domestication of cowpea occurred in West Africa, considerable genetic and biochemical diversity of *V. unguiculata* is also found in southern Africa, providing a potentially valuable, but so far relatively unexploited resource for cowpea breeding programmes. The wild conspecific forms of *V. unguiculata* have all been reported to hybridize easily with the cultigen and have thus been placed in the primary gene pool (Smartt, 1979; Smartt, 1981; Mithen, 1987), although reduction in seed weight has been reported in  $F_1$  progeny of crosses between the wild forms and cultivated forms (Rawal *et al.*, 1976). Fatokun and Singh (1987) report that in a cross between IT84S-2246-4, an improved cowpea variety, and *V. unguiculata* subsp. *dekindtiana* var. *pubescens* (= subsp. *pubescens*), pods collapsed within 12 days and embryo rescue was required. Similarly,  $F_1$  hybrids of a cross between cultivated cowpea and *V. unguiculata* subsp. *rhomboidea* (= subsp. *stenophylla*) were only partially fertile (Fatokun *et al.*, 1997).



## Priority taxa

### High priority taxa

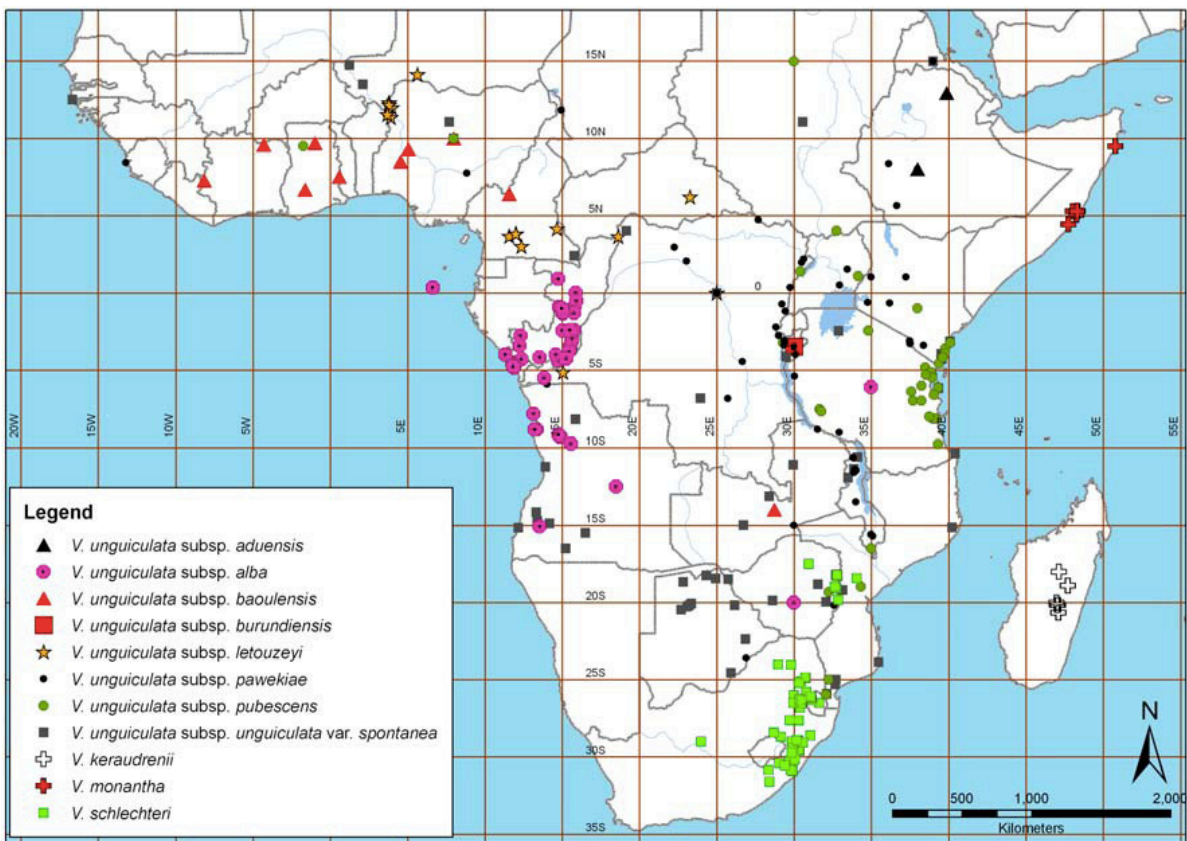
- *V. unguiculata* subsp. *aduensis*
- subsp. *alba*
- subsp. *baoulensis*
- subsp. *burundiensis*
- subsp. *letouzeyi*
- subsp. *pawekiae*
- subsp. *pubescens*
- subsp. *unguiculata* var. *spontanea*

### Other priority taxa

- *V. keraudrenii*
- *V. monantha*
- *V. schlechteri*

FIGURE 32

### Distribution of priority cowpea (*Vigna*) wild relatives



Data source: Maxted *et al.* (2004).

## Priority sites

Based on the analysis presented in Figure 32, the following locations should be investigated further as potential sites for *in situ* conservation of cowpea (*Vigna*) wild relatives:

- Amhara (Tigray) and Shewa, Ethiopia. Only two locations of *V. unguiculata* subsp. *aduensis* have been recorded in these two provinces of Ethiopia—neither location is currently protected. The record from Tigray (Lat: 12.94, Long 39.87), east of Adi Keyih dates back to 1909. This location is some 40 km directly east of Gumburda-Grakaso National Forest Priority Area, but there are no other protected areas in the near vicinity. The record from Shewa (Lat: 8, Long: 38) dates back to 1832. This location is in the vicinity of Boyo Swamp Controlled Hunting Area (IUCN category VI), Abijatta-Shalla Lakes National Park (IUCN category II) and Butajira National Forest Priority Area, but does not lie within a protected area itself. *V. unguiculata* subsp. *pawekiae* has also been recorded at this location.
- Lefini Faunal Reserve (IUCN category IV), Congo. Data analysis indicates that populations of *V. unguiculata* subsp. *alba* may occur within this existing protected area. Conkouati-Douli National Park (IUCN category II) and Dimonika UNESCO-MAB Biosphere Reserve (Congo) may also contain populations of this taxon. Populations of this taxon further south in Angola appear not to be protected.
- Comoé National Park, Côte d'Ivoire. *V. unguiculata* subsp. *baoulensis* has been recorded near (inside) the northwest boundary of this protected area, near Cercle de Boule-Nord. This taxon has also been recorded in the vicinity of Owabi Wildlife Sanctuary (IUCN category IV) and Ramsar site and Mole National Park (IUCN category II), Ghana, Deux Rivières Bena Forest Reserve, Togo, and Kainji Lake and Old Oyo National Parks (IUCN category II), Nigeria.
- Burundi, c. 15 km North-east of Gitega (Lat: -3.5, Long: 30). This location is the only recorded site of *V. unguiculata* subsp. *burundiensis*. Subsp. *pawekiae* has also been recorded at the same location. The site is not protected but is in the vicinity of Ruvubu National Park (IUCN category IV) (c. 25 km to the North-east).
- Dja Wildlife Reserve (IUCN category IV), UNESCO-MAB Biosphere Reserve and World Heritage Convention Faunal Reserve, Cameroon. Occurrences of *V. unguiculata* subsp. *letouzeyi* have been recorded c. 15 km to the west and c. 80 km to the northwest of this protected area. The taxon may also occur within Libenge Hunting Zone, Democratic Republic of the Congo. Populations recorded in western Nigeria are probably not currently protected.
- Virunga National Park (IUCN category II, World Heritage in Danger List (World Heritage Convention) and Ramsar), Democratic Republic of Congo. *V. unguiculata* subsp. *pawekiae* has been recorded within the boundaries of, and in the vicinity of this protected area and the neighbouring Rutshuru Hunting Reserve (IUCN category VI) (Democratic Republic of Congo) and Volcans National Park (IUCN category II and UNESCO-MAB Biosphere Reserve), Rwanda.
- Kibira and Rusizi National Parks (IUCN category IV), Burundi. *V. unguiculata* subsp. *pawekiae* and subsp. *pubescens* have been recorded in the near vicinity of these two protected areas.
- Haut-Zaire, Democratic Republic of Congo, c. 25 km northwest of Mombala (Lat: 0, Long: 25). *V. unguiculata* subsp. *letouzeyi*, subsp. *pawekiae* and subsp. *unguiculata* var. *spontanea* have been recorded at this location, which is not protected.
- Nyika National Park (IUCN category II), Malawi. *V. unguiculata* subsp. *pawekiae* has been recorded inside this protected area. *V. unguiculata* subsp. *unguiculata* var. *spontanea* has also been recorded close to (outside) the eastern boundary.
- Rufunsa Game Management Area (IUCN category VI), Zambia. *V. unguiculata* subsp. *pawekiae* has been recorded within this protected area. *V. unguiculata* subsp. *baoulensis* has also been recorded c. 60 km to the northwest of the adjacent Luano Game Management Area (IUCN category VI).
- Serengeti National Park (IUCN category II) and Uvuwala Game reserve (IUCN category IV), Tanzania. *V. unguiculata* subsp. *pubescens* has been recorded within these protected areas.
- Zanzibar Central/South, Tanzania. *V. unguiculata* subsp. *pubescens* and subsp. *unguiculata* var. *spontanea* have been collected on this island. The collection sites are some 12 km north of Menai Bay Conservation Area (IUCN category VI).
- Antananarivo and Fianarantsoa provinces, Madagascar. *V. keraudrenii* is probably endemic to Madagascar, with records from Mozambique indicating introductions. None of the known locations in Madagascar are protected.
- Mudug and Bari, Somalia. *V. monantha* is endemic to Somalia and has only been collected in these regions, which are not protected.
- Rhodes Nyanga National Park (IUCN category II), Zimbabwe. *V. schlechteri* has been recorded within and just outside the boundaries of this protected area.
- Manicaland, Zimbabwe, between Mutare and Umtali. *V. schlechteri* and *V. unguiculata* subsp. *pawekiae* have been collected at this location, which is not protected.



- Bewaarkloof, Mount Sheba and Motlatse Nature Reserves (IUCN category IV), South Africa. *V. schlechteri* has been recorded in the near vicinity of these protected areas.
- QwaQwa National Park (IUCN category IV), South Africa. *V. schlechteri* has been recorded near the northern boundary of this protected area.
- Malalotja Nature Reserve (IUCN category IV) and Mlilwane Game Sanctuary (IUCN category VI), Swaziland. *V. schlechteri* has been collected within and in the near vicinity of these two protected areas.

### Recommendations

- Analysis of *Vigna* distribution data reveals that the priority taxa are rarely found at the same locations. This presents a particular challenge for *in situ* conservation because a number of genetic reserves will need to be established in multiple locations. The locations listed above should be investigated further; firstly, to verify that the taxa that have been recorded there in the past are still found there and secondly, to assess the possibility of genetic reserve establishment at the sites. Additional searches for the taxa should also be carried out in the locality, particularly in cases where a taxon has been recorded close to an existing protected area.
- Maxted *et al.* (2004) provided a conservation strategy for the genus *Vigna* as a whole but noted that although the cultivated forms of *V. unguiculata* subsp. *unguiculata* var. *unguiculata* are well conserved *ex situ*, with 11 500 accessions (76% of their global collection) held in trust by IITA's genebank (IITA, 2007), *ex situ* collection should continue in order to ensure full representation of all infra-specific taxa and ecological variants. In particular, efforts should be made to collect samples of the high priority taxa identified in this study; especially those of very limited distribution.
- Although there has been limited success with inter-specific crosses involving *V. unguiculata*, it is of paramount importance that the closest wild relatives are collected and evaluated in order to identify material that may be useful for cowpea improvement; then, if necessary, crossing can be attempted using bridging species.

## 3.2.14 Maize

### Scientific name

*Zea mays* L.

### Principle synonyms

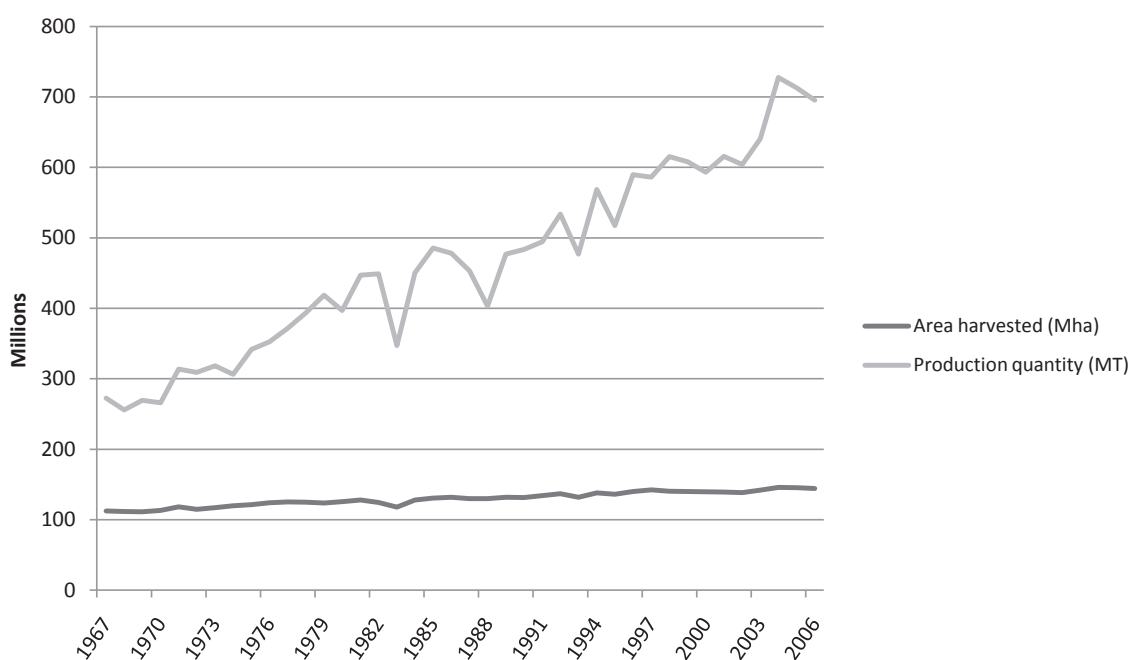
*Z. curagua* Molina, *Z. indentata* Sturtev., *Z. indurata* Sturtev., *Z. japonica* Van Houtte, *Z. saccharata* Sturtev.

### Global, regional and local importance

Maize is the world's third most important crop, providing about 7% of global food energy supply after wheat and rice (FAO, 1998), and is the crop with highest production in terms of total production (695.2M MT in 2006) (FAO, 2008b). It is the most important human food energy source in Central America and southern Africa (FAO, 1998), but is also used widely as feed for livestock, with average yields of 4.8t/ha (FAO, 2008b). Maize is widely cultivated between 55°N and S and from sea level to 3600 m in the cool tropical highlands of the Andes. Maize is produced under a wide variety of climatic conditions ranging from tropical lowlands, tropical and subtropical mid-altitudes, temperate and cool tropical highland climates (Taba, 1997). The six countries with highest maize areas cultivated and production are USA (28.5 Mha or 19.8%/267.6 MT or 38.5%), China (27.1 Mha or 18.8%/145.6 MT or 20.9%), Brazil (12.6 Mha or 8.7%/42.6 MT or 6,1%), Mexico (7.3 Mha or 5.1%/21.8 MT or 3.1%), India (7.6 Mha or 5.2%/14.7 MT or 2.1%) and Argentina (2.4 Mha or 1.7%/14.4 MT or 2,1%) (FAO, 2008b). Figure 33 indicates an impressive global increase in production of maize based on a slight increase in the area cultivated, indicating yields have increased from 2426 kg/ha in 1967 to 4815 kg/ha in 2006 (FAO, 2008b).



FIGURE 33

**World area harvested and production quantity for maize (FAO, 2008b)**

It is believed that maize was domesticated well before 4000 BC in Tehuscán, Puebla Tstae, Mexico (MacNeish, 1985). There is pollen of maize, teosinte (*Zea luxurians* (Durieu and Ascherson) Bird) and their common ancestor from 60 000–80 000 years ago from around Mexico City (Goodman, 1988), and maize had become a dietary staple in Mesoamerica by 1500 BC (Goodman, 1988). There are basically two hypotheses of the origin of maize; first, that maize, teosinte and *Tripsacum* all evolved from an unknown common ancestor (Weatherwax, 1954), and second, the more widely accepted thesis is that maize was derived from teosinte (Goodman, 1988). The early maize had very small, fragile, eight-rowed ears and it was thought to readily introgress with teosinte (Bird, 1980), although as modern maize evolved, so genetic barriers were establish to limit hybridization (Kato, 1984). It is thought that Central American maize was first taken to South America in about 2000 BC (Grobman *et al.*, 1961) and to South-west North America in around 1000 BC (Adams, 1994), soon following to New England (Bendremer and Dewar, 1994). It is believed that Columbus found maize in Cuba and introduced it to Europe (Magelsdorf, 1974); then, via Europe, maize spread to Asia and Africa in the 16th century.

**Taxonomic classification**

The genus *Zea* L. of family *Poaceae* is made up of four species native to Mexico and Central America (Doebley and Iltis, 1980) with a base chromosome number of  $x=10$ . The genus includes the crop maize or Indian corn, as well as the closest wild relatives of maize known collectively as teosintes. Doebley and Iltis (1980) divide the genus into two sections, four species and four subspecies.

Section *Luxuriantes* is the more 'primitive' section and shows a close resemblance to the sister genus *Tripsacum*, while section *Zea* is mono-specific, containing *Z. mays* with its four subspecies. All four subspecies are annual, have more slender tassel branches (although secondarily thickened in cultivated maize) and longer pedicels in the male spikelets as compared to plants of section *Luxuriantes*. Iltis and Doebley (1980) classified the annual teosintes as subspecies of *Z. mays* to emphasize their close biological relationship to maize with which they hybridize freely to produce fertile descendents. The genus *Tripsacum* is the most closely related genus to *Zea*. It is a New World native with 13 perennial species that range from Massachusetts to Paraguay; the base chromosome number is  $x=18$  and there are diploid, triploid, tetraploid and higher ploidy forms. Inter-generic crosses are possible, as evidenced by *T. andersonii* which is actually a sterile *Zea-Tripsacum* hybrid (Doebley, 2003).



## Wild relatives

### Primary wild relatives

- *Zea mays* L. subsp. *huehuetenangensis* (Iltis and Doebley) Doebley
- *Z. mays* L. subsp. *mexicana* (Schrader) Iltis
- *Z. mays* L. subsp. *parviglumis* Iltis and Doebley

### Secondary wild relatives

- *Z. diploperennis* Iltis, Doebley and Guzman
- *Z. perennis* (Hitchcock) Reeves and Mangelsdorf
- *Z. luxurians* (Durieu and Ascherson) Bird

### Tertiary wild relatives

*Tripsacum* species

## Distribution and centre of diversity

The four wild *Zea* species have a relatively restricted distribution. Doebley (2003) summarized the ecogeographic distribution and cultivation status for *Zea* taxa (see Table 14) and showed the centre of diversity to be western and southern Mexico, with peripheral populations found in Guatemala, Honduras and Nicaragua. The range of the crop has been modified significantly by human activities during the millennia it has been cultivated, but Mexico and/or lowland Central America is the centre of diversity of the important dent grain types of maize, with the flint grain types being found along the northern edge of South America, the Caribbean and along the coast to Argentina (Goodman, 1988).

TABLE 14

### Classification and summary information for *Zea* (from Doebley, 2003)

Taxon	Cytology	Habit	Distribution	Altitudinal range (m)
Sect. <i>Luxuriantes</i> Doebley and Iltis				
<i>Zea diploperennis</i> Iltis, Doebley and Guzman	n=10	perennial	Sierra de Manantlán, southwestern Jalisco state, Mexico	1 400–2 400
<i>Zea perennis</i> (Hitchcock) Reeves and Mangelsdorf	n=2x=20	perennial	Northern slopes of Volcán de Colima, Jalisco state, Mexico	1 500–2 000
<i>Zea luxurians</i> (Durieu and Ascherson) Bird	N=10	annual	Southeastern Guatemala, Honduras and Nicaragua (Mexico?)	0–1 100
Sect. <i>Zea</i>				
<i>Zea mays</i> Linnaeus	N=10	annual		
<i>Zea mays</i> L. subsp. <i>huehuetenangensis</i> (Iltis and Doebley) Doebley			Western Guatemala	900–1 650
<i>Zea mays</i> L. subsp. <i>mexicana</i> (Schrader) Iltis			Central and northern Mexico	1 700–2 600
<i>Zea mays</i> L. subsp. <i>parviglumis</i> Iltis and Doebley			Western Mexico from Nayarit to Oaxaca	400–1 800
<i>Zea mays</i> L. subsp. <i>mays</i>			Crop	

## Known uses of wild relatives in crop improvement

Maize is an outbreeding crop from which inbreds and hybrids have been extensively created and which naturally introgress with related wild species. However, it is interesting to note that wild *Zea* germplasm has not been widely used for formal maize improvement or hybrid development (Goodman, 1988). Although viral resistances were reported in perennial teosintes (Nault *et al.*, 1982), their use in maize improvement has been limited, possibly because existing maize lines were found that confer similar resistance (Louie *et al.*, 1990) and differing levels of cross-incompatibility with inter-taxon crosses were found making intra-maize crosses more straightforward (Sanchez pers. comm., reported in Taba, 1997). However, teosintes have been used experimentally to increase yield in maize hybrid combinations (Cohen and Galinat, 1984). Taba (1997) notes that teosinte race Balsas from Guerrero state, Mexico has the greatest genetic diversity of any teosinte, making it a logical candidate for use in introgressive hybridization with maize.

## Priority taxa

### High priority taxa

- *Z. diploperennis* – of restricted distribution in southwestern Jalisco and central Veracruz states, Mexico.
- *Z. luxurians* – of very limited distribution in south-eastern Guatemala and western Nicaragua. Wilkes (1967) suggested that *Z. luxurians* was extinct in Honduras and Taba (1997) concludes that if populations do remain extant they are likely to be highly threatened.
- *Z. mays* subsp. *huehuetenangensis* – only known from three locations in Huehuetenangensis department of Guatemala.

### Other priority taxa

- *Z. mays* subsp. *mexicana*
- *Z. mays* subsp. *parviglumis*
- *Z. perennis*

## Priority sites

### *Zea luxurians*

- None of the recorded locations of *Z. luxurians* in Guatemala appear to be protected (Figure 34), although one accession was collected in 1978 just outside the eastern boundary of the buffer zone (Zona de Amortiguamiento) of Volcán Culma Zona de Veda Definitiva (No Take (Hunting) Zone) (IUCN category III). Other recorded locations are in the vicinity (between c. 3 and 12 km) of Volcán Suchitán Regional Park (IUCN category VI) and Volcán Tahul and Volcán Ixtepeque Zonas de Veda Definitiva (IUCN category III).
- In Nicaragua, it may be found inside the boundaries of Estero Real Nature Reserve (IUCN category IV) and has been recorded close to (within c. 5 km) of the Ruins of León Viejo World Heritage Site.

FIGURE 34

**Distribution of high priority maize wild relatives, *Zea luxurians* and *Z. mays* subsp. *huehuetenangensis*. *Z. mays* subsp. *mexicana* is also shown at the same site as one of the *Z. mays* subsp. *huehuetenangensis* populations**



Data sources: J.F. Doebley, Wisconsin, pers. comm., 2008; USDA, ARS, National Genetic Resources Program. pcGRIN. National Germplasm Resources Laboratory, Beltsville, Maryland; Missouri Botanical Garden (accessed through GBIF data portal, <http://data.gbif.org/datasets/resource/62109/08/2008>); The AAU Herbarium Database (<http://data.gbif.org/datasets/resource/22409/08/2008>); USU-UTC Specimen Database (<http://data.gbif.org/datasets/resource/150809/08/2008>)

*Zea mays* subsp. *huehuetenangensis*

The three recorded locations of *Z. mays* subsp. *huehuetenangensis* are not currently protected. However, one location (a canyon near San Antonio Hiusta, Lat: 15.66, Long: -91.66) appears to be only about 5 km to the west of the western boundary of the Sierra de los Cuchumatanes protected area (IUCN management category unknown).

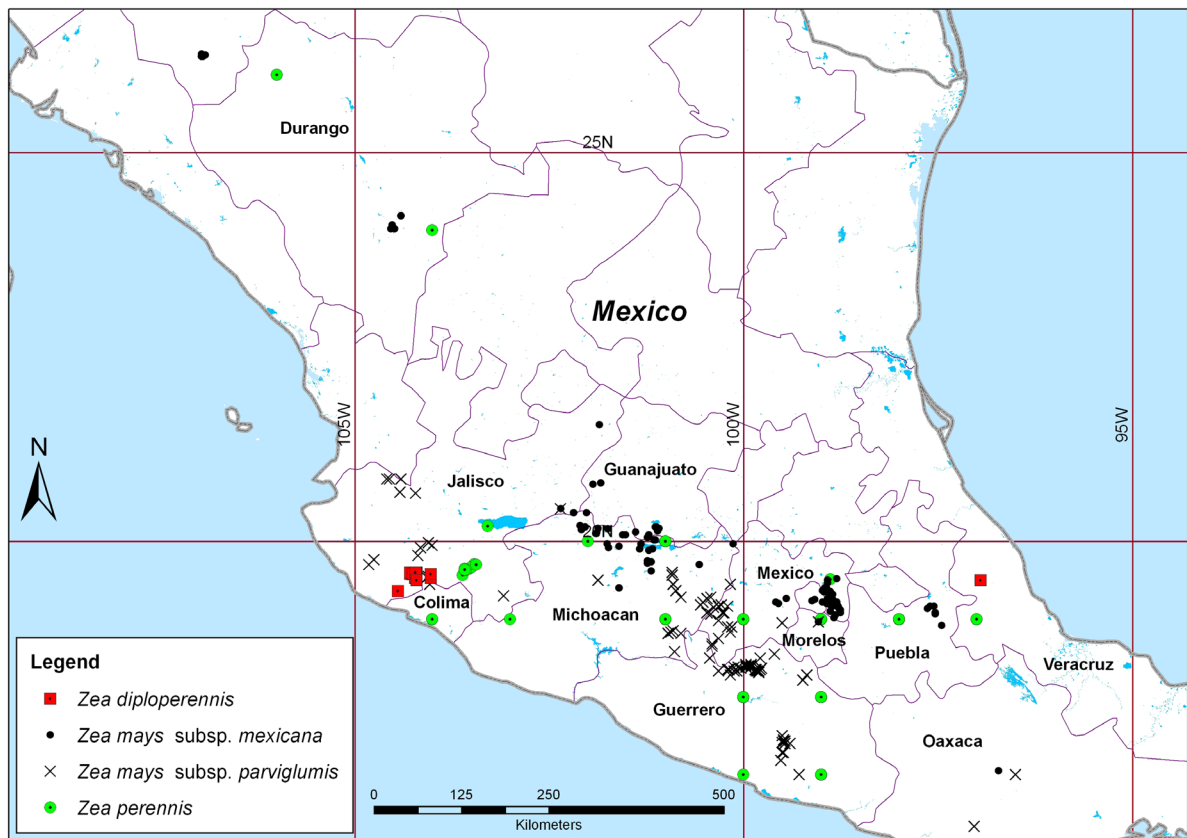
*Zea diploperennis*

All but two of the recorded locations of *Z. diploperennis* are found within the Sierra de Manantlán Biosphere Reserve (IUCN category VI) (Figure 35). *Z. mays* subsp. *parviglumis* and *Z. perennis* have also been recorded within the boundaries of this reserve.



FIGURE 35

**Distribution of maize wild relatives, *Zea diploperennis*, *Z. mays* subsp. *mexicana*, *Z. mays* subsp. *parviglumis* and *Z. perennis* in Mexico**



*Z. mays* subsp. *mexicana* is also known from Guatemala (see Figure 34).

Data sources: J.F. Doebley, Wisconsin, pers. comm., 2008; USDA, ARS, National Genetic Resources Program. pcGRIN. National Germplasm Resources Laboratory, Beltsville, Maryland; Museo Nacional de Costa Rica (accessed through GBIF data portal, <http://data.gbif.org/datasets/resource/56609/08/2008>); Repatriación de datos del Herbario de Arizona (ARIZ) (<http://data.gbif.org/datasets/resource/248009/08/2008>); Missouri Botanical Garden (<http://data.gbif.org/datasets/resource/62109/08/2008>); USU-UTC Specimen Database (<http://data.gbif.org/datasets/resource/150809/08/2008>); NMNH Botany Collections (<http://data.gbif.org/datasets/resource/187409/08/2008>); Ejemplares tipo de plantas vasculares del Herbario de la Escuela Nacional de Ciencias Biológicas, México (ENCB, IPN) (<http://data.gbif.org/datasets/resource/249809/08/2008>); Herbario del Instituto de Ecología, A.C., México (IE-BAJIO) (<http://data.gbif.org/datasets/resource/159509/08/2008>); Instituto de Ciencias Naturales (<http://data.gbif.org/datasets/resource/255909/08/2008>); Vascular Plant Type Specimens (accessed through GBIF data portal, <http://data.gbif.org/datasets/resource/73109/08/2008>); SINGER (<http://data.gbif.org/datasets/resource/143009/08/2008>)

***Zea mays* subsp. *mexicana***

*Z. mays* subsp. *mexicana* has been recorded within the boundaries of Altamirano Biosphere Reserve (IUCN category 1a), Michoacan state, and within Z.N.I. Chalchihuites Flora and Fauna Protection Area (IUCN category 1a) and Cobio Chichinautzin Flora and Fauna Protection Area (IUCN category VI), Morelos state. *Z. mays* subsp. *parviglumis* has also been recorded within Z.N.I. Chalchihuites Flora and Fauna Protection Area and *Z. perennis* has been recorded within Cobio Chichinautzin Flora and Fauna Protection Area. Our analysis indicates that the main clusters of populations of *Z. mays* subsp. *mexicana* (southern Mexico State, Distrito Federal, northern Michoacan, southern Guanajuato and eastern Jalisco) are not found within the boundaries of existing protected areas.

***Zea mays* subsp. *parviglumis***

One recorded location of *Z. mays* subsp. *parviglumis* is within the boundaries of Bosencheve National Park (IUCN category II), eastern Michoacan state. The taxon has also been recorded within Z.N.I. Chalchihuites Flora and Fauna Protection Area, at the same site as *Z. mays* subsp. *mexicana*. *Z. mays* subsp. *parviglumis* may also be found within the Sierra de Manantlán Biosphere Reserve, where *Z. diploperennis* and *Z. perennis* are also found. Another population is very close to (c. 2 km outside) the eastern boundary of Insurgente Jose Maria Morelos National Park (IUCN category II), North-east Michoacan.



### *Zea perennis*

Our analysis indicates that *Z. perennis* is found within the boundaries of Sierra de Manantlán Biosphere Reserve (IUCN category VI) (where *Z. diploperennis* and *Z. mays* subsp. *parviglumis* have also been recorded), Nevado de Colima National Park (IUCN category II), Jalisco state, and Cobio Chichinautzin Flora and Fauna Protection Area (IUCN category VI), Morelos state (where *Z. mays* subsp. *mexicana* has also been recorded).

### Recommendations

- Wilkes (1993) suggested the establishment of a genetic reserve for *Z. mays* subsp. *huehuetenangensis* in Guatemala. Our analysis indicates that the three recorded locations of this rare taxon in Huehuetenango province of Guatemala are not currently protected; all three locations should be earmarked for protection. Potentially *Z. mays* subsp. *mexicana* distribution overlaps with *Z. mays* subsp. *huehuetenangensis* and therefore a site with a healthy population of both could provide the best option for genetic reserve conservation.
- Further searches for *Z. mays* subsp. *huehuetenangensis* should be undertaken to ascertain whether populations may be found at other sites in the same area and possibly within the existing Sierra de los Cuchumatanes protected area.
- Data collected at one of the locations reveal that *Z. mays* subsp. *huehuetenangensis* was found in “maize fields and abandoned old maize fields with large populations of *Z. mays* subsp. *mexicana* and many (about 5% or more) F<sub>1</sub> hybrids, on steep slopes” (H. Iltis collection 21880 – PI number 441934). If this taxon is particularly associated with cultivated and abandoned maize fields, it could be under threat from shifting or changing agriculture. This requires further investigation.
- *Zea* is one of the few crop genera where there is already active *in situ* conservation at the Sierra de Manantlán Biosphere Reserve (IUCN category VI) in southwestern Jalisco state, Mexico. The reserve was established in 1987 to conserve the close wild relative, *Zea diploperennis* and other endemic species (Sanchez-Velasquez, 1991). *Z. diploperennis* is found only in Jalisco and Veracruz states, but the main cluster of locations are found in Jalisco, with only one record from central Veracruz, which is not protected. The Jalisco population has a very narrow range of around 50 km and all but one of the recorded locations in this state are found within the Sierra de Manantlán reserve; therefore, it is critical that active genetic conservation is implemented for this taxon at this site. It is a matter of some concern that Wilkes (2007) reported that populations of wild teosinte (the closest wild relative of maize) in Mexico and Central America have shrunk by over 50 % in the last 40 years—obviously urgent remedial action is required to ensure the populations are secure. *Z. mays* subsp. *parviglumis* and *Z. perennis* have also been recorded within the boundaries of this reserve, so all three taxa could be actively conserved within one genetic reserve at this site.
- In addition to the Sierra de Manantlán Biosphere Reserve, our analysis shows the following protected areas to be potential sites for the establishment of further genetic reserves for *Zea* wild relatives:
  - Altamirano Biosphere Reserve (IUCN category 1a), Michoacan state (*Z. mays* subsp. *mexicana*);
  - Z.N.I. Chalchihuites Flora and Fauna Protection Area (IUCN category 1a), Morelos state (*Z. mays* subsp. *mexicana* and *Z. mays* subsp. *parviglumis*);
  - Cobio Chichinautzin Flora and Fauna Protection Area (IUCN category VI), Morelos state (*Z. mays* subsp. *mexicana* and *Z. perennis*);
  - Bosencheve National Park (IUCN category II), eastern Michoacan state (*Z. mays* subsp. *parviglumis*);
  - Jose Maria Morelos National Park (IUCN category II), North-east Michoacan (*Z. mays* subsp. *parviglumis*).
- Given that Wilkes (1967) considered *Z. luxurians* to be extinct in Honduras (although Taba (1997) concluded it was present but endangered), and combined with the fact that maize is such an important global crop, there is a need for a systematic review of teosinte populations south of the Mexican border. Also, there does seem to be an obvious distributional gap in teosinte populations in El Salvador which warrants further study.
- In terms of *ex situ* conservation, Sanchez pers. comm. (reported in Taba, 1997) estimates that about 100 populations of teosinte have been collected from Mexico and transferred to *ex situ* storage, and approximately a further 20 remain uncollected. It would be wise to sample these remaining populations to provide full *ex situ* coverage.
- Doebley (1990) raised concern about the rate of natural introgression between wild and cultivated *Zea* that could potentially lead to the transfer of genetically engineered traits to the wild gene pool. Subsequently this has been shown to have occurred (Quist and Chapela, 2001), which suggests in terms of conservation that where possible wild *Zea* populations should be conserved in isolation from cultivated material and that as a precaution each population should be conserved *ex situ* as a back-up.

## 3.3 Important areas and conservation gaps: synthesis

### 3.3.1 Establishing the global network: first steps

In this study, we have identified immediate *in situ* CWR conservation priorities for 11 crops that are of major importance for food security in one or more sub-regions of the world and 3 further crops that are regionally important. As already noted, the 14 examples included are not a definitive list of globally, regionally, nationally or locally important crops; however, they are a first step in the critical process of establishing a global network of genetic reserves for some of the highest priority CWR based on their current and potential use as gene donors for crop improvement and relative degree of threat in the wild. In each crop case study, we have identified potential locations for the establishment of genetic reserves for the highest priority taxa (where access to the data needed for analysis is readily available<sup>24</sup>). The data used for each of the analyses are of varying quantity and quality and this is reflected in our recommendations for each of the crop complexes. In many cases, further research and ground-truthing is required in order to make final recommendations for genetic reserve sites, particularly as the presence of the taxa is largely based on historic occurrence records.

Table 15 shows the numbers of priority wild relative species in each of the 14 crop groups based on the analyses carried out in this study. The numbers of primary and secondary wild relative species are also shown. Based only on the degree of relationship of the wild relatives to their associated crop species, 6.45% of the species can be identified as a priority for conservation (see Annex 2). However, taking into account a) tertiary wild relatives that have shown promise for crop improvement and b) relative threat, increases this percentage to 8.96. At least 6.81% of these are in urgent need of conservation action. The main reason for this significant increase in the percentage of priority species based on this sample of crop groups is that although we have identified 30 close wild relatives of potato based on taxonomic classification, almost any species in *Solanum* section *Petota* (196 species – Hijmans, 2001) can be used in potato improvement using ploidy manipulation and somatic fusion to overcome crossing barriers (Bradshaw *et al.*, 2006). At least 110 of these are in urgent need of conservation action as there are five or fewer known observation records (Hijmans *et al.*, 2002). On the other hand, of the four close wild relatives of sorghum, none of these are a high priority for conservation action, since they are all relatively widespread weedy species. Analysis of a larger sample of crop groups is needed to obtain a more reliable estimate of the overall percentage of priority CWR of all the major and minor food crops and of crops in general. However, this analysis does illustrate that the relative closeness of wild relatives to the crop cannot be used alone as a robust means of prioritizing CWR. A consolidated list of the priority taxa is shown in Annex 2.

As already noted, one of the commonly applied means of establishing conservation priorities is by applying the IUCN Red List criteria (IUCN, 2001); however, the current IUCN Red List of Threatened Species (IUCN, 2008) does not help in prioritization as so few CWR taxa have been assessed. Table 16 shows the taxa within the 14 crop gene pools included in this study that have been globally assessed. Only *Solanum* species have been systematically assessed and therefore can be prioritized using their Red List status. Provisional Red List assessments for all African *Vigna* species were undertaken by Maxted *et al.* (2004) and will be formally published in due course.

---

<sup>24</sup> In cases where data were not readily available for analysis, recommendations have been made for further study.



TABLE 15

**Numbers and percentages of priority wild relative species of the 14 crops treated in this study**

Crop	Crop taxon	Species in genus	Primary CWR species	Secondary CWR species	High priority CWR species	Other priority CWR species	Total priority CWR species	Notes
Finger millet	<i>Eleusine coracana</i>	9	3	3	2	4	6	
Barley	<i>Hordeum vulgare</i>	16	1	1	1	2	3	<sup>25</sup>
Sweet potato	<i>Ipomoea batatas</i>	600–700	3	11	2	–	2	
Cassava	<i>Manihot esculenta</i>	98	3	13	9	3	12	
Banana/plantain	<i>Musa acuminata</i>	30	10	15	10	–	10	
Rice	<i>Oryza sativa</i>	23	8	9	4	18	22	
Pearl millet	<i>Pennisetum glaucum</i>	80–140	1	2	1	3	4	
Garden pea	<i>Pisum sativum</i>	3	1	2	2	2	4	<sup>26</sup>
Potato	<i>Solanum tuberosum</i>	1000	6	24	110	–	110	<sup>27</sup>
Sorghum	<i>Sorghum bicolor</i>	25	2	2	0	0	0	<sup>28</sup>
Wheat	<i>Triticum aestivum</i>	6+22	6	12	5	9	14	<sup>29</sup>
Faba bean	<i>Vicia faba</i>	140	1	0	5	3	8	
Cowpea	<i>Vigna unguiculata</i>	61	1	3	1	3	4	
Maize	<i>Zea mays</i>	4	1	3	3	2	5	
	<b>Totals</b>	<b>2 117–2 277</b>	<b>47</b>	<b>100</b>	<b>155</b>	<b>49</b>	<b>204</b>	
	<b>%</b>	<b>100</b>	<b>2.06</b>	<b>4.39</b>	<b>6.81</b>	<b>2.15</b>	<b>8.96</b>	

<sup>25</sup> The highest priority wild relative of *Hordeum vulgare* is the tertiary wild relative, *H. chilense*, which is known as a potential gene donor for wheat and triticale improvement (Martín and Cabrera, 2005).

<sup>26</sup> Includes two subspecies of *Pisum sativum* (one a high priority taxon and the other of lower priority) and one taxon in a related genus, *Vavilovia formosa*.  
*Hordeum vulgare*.

<sup>27</sup> The relative closeness of the wild species to *S. tuberosum* is of less significance in potato than for some other crops because a number of studies have shown that ploidy manipulation or somatic fusion can be used to overcome crossing barriers; therefore, virtually any potato species can be utilized in potato improvement (Bradshaw *et al.*, 2006). By consulting the Wild Potato Species Atlas (<http://www.cipotato.org/databases/>) published online by the International Potato Centre (CIP), we identified 158 species (out of 196 in section Petota) that appeared to have 20 or fewer observations. Hijmans *et al.* (2002) identified 110 species that had five or fewer observation records; therefore, we have given these high priority status.

<sup>28</sup> Primary and secondary wild relatives of *Sorghum* are all relatively widespread species that are not a high priority for immediate conservation action.

<sup>29</sup> Species in the genus *Aegilops* are included as well as *Triticum* spp. (In total there are 6 *Triticum* spp. and 22 *Aegilops* spp.).



TABLE 16

**Review of global Red List assessments of the 14 crop gene pools included in this study**

Crop	Crop gene pool genera	Red List assessment			
		Assessed taxa <sup>30</sup>	Red List category and criteria applied	Version of Red List categories and criteria used	References
Finger millet	<i>Eleusine, Oryza</i>	-	-	-	-
Barley	<i>Hordeum</i>	-	-	-	-
Sweet potato	<i>Ipomoea</i>	<i>I. pulcherrima</i>	Vulnerable D2	IUCN (1994)	WCMC (1998)
Cassava	<i>Manihot</i>	-	-	-	-
Banana/ plantain	<i>Musa, Ensete</i>	-	-	-	-
Rice	<i>Oryza, Zizania, Porteresia, Leersia</i>	-	-	-	-
Pearl millet	<i>Pennisetum</i>	-	-	-	-
Garden pea	<i>Pisum, Vavilovia</i>	-	-	-	-
Potato	<i>Solanum</i>	<i>S. albornozii</i> <i>S. asteropilodes</i> <i>S. bellum</i> <i>S. betaceum</i> <i>S. bullatum</i> <i>S. burtonii</i> <i>S. cajanumense</i> <i>S. carchiense</i> <i>S. chilliasense</i> <i>S. chimborazense</i> <i>S. chrysasteroides</i> <i>S. chrysophyllum</i> <i>S. cinnamomeum</i> <i>S. cremastanthemum</i> <i>S. densepilosulum</i> <i>S. dolichorhachis</i> <i>S. dryophilum</i> <i>S. exiguum</i> <i>S. fallax</i> <i>S. fortunense</i> <i>S. granulorum-leprosum</i> <i>S. hypermegethes</i> <i>S. hypocalycosarcom</i> <i>S. imbaburensis</i> <i>S. inaequale</i> <i>S. interandinum</i> <i>S. lanuginosum</i> <i>S. latiflorum</i> <i>S. leiophyllum</i> <i>S. leucodendron</i> <i>S. loxense</i> <i>S. melissarum</i> <i>S. minutifoliolum</i> <i>S. ovum-fringillae</i> <i>S. paralum</i> <i>S. paucijugum</i> <i>S. pinetorum</i> <i>S. regularifolium</i> <i>S. roseum</i> <i>S. semicoalitum</i> <i>S. sibundoyense</i> <i>S. sycocarpum</i> <i>S. ternifolium</i> <i>S. tobagense</i>	Endangered B1ab(iii) Vulnerable B1ab(iii) Near Threatened Data Deficient Lower Risk / Conservation Dependent Data Deficient Lower Risk/Near Threatened Endangered B1ab(iii) Vulnerable D2 Endangered B2ab(iii) Data Deficient Data Deficient Lower Risk/Conservation Dependent Data Deficient Data Deficient Critically Endangered A2c Critically Endangered C2b Vulnerable B1+2c Lower Risk/Near Threatened Vulnerable D2 Lower Risk/Conservation Dependent Vulnerable D2 Near Threatened Vulnerable D2 Lower Risk/Conservation Dependent Vulnerable B1ab(iii) Critically Endangered B1ab(iii) Lower Risk/Near Threatened Vulnerable D2 Lower Risk/Conservation Dependent Data Deficient Lower Risk/Near Threatened Least Concern Critically Endangered B1+2c Endangered A1c Least Concern Lower Risk/Near Threatened Vulnerable D2 Vulnerable B1+2c Critically Endangered A4; B1ab(iii) Vulnerable D2 Endangered A1c Data Deficient Lower Risk/Near Threatened	IUCN (2001) IUCN (2001) IUCN (2001) IUCN (1994) IUCN (1994) IUCN (2001) IUCN (1994) IUCN (2001) IUCN (2001) IUCN (2001) IUCN (2001) IUCN (2001) IUCN (1994) IUCN (2001) IUCN (2001) IUCN (2001) IUCN (1994) IUCN (2001) IUCN (2001) IUCN (2001) IUCN (1994) IUCN (2001) IUCN (2001) IUCN (2001) IUCN (1994) IUCN (2001) IUCN (2001) IUCN (2001) IUCN (1994) IUCN (2001) IUCN (2001) IUCN (2001) IUCN (1994) IUCN (2001) IUCN (2001) IUCN (2001) IUCN (2001) IUCN (1994) IUCN (2001) IUCN (2001) IUCN (2001) IUCN (2001) IUCN (1994) IUCN (2001) IUCN (2001) IUCN (2001) IUCN (1994) IUCN (2001) IUCN (2001) IUCN (1994) IUCN (2001) IUCN (2001) IUCN (1994) IUCN (2001) IUCN (2001) IUCN (2001)	Montúfar and Pitman (2004) Montúfar and Pitman (2004) Montúfar and Pitman (2004) WCMC (1998) Carvalho (1998) Montúfar and Pitman (2004) WCMC (1998) Montúfar and Pitman (2004) Montúfar and Pitman (2004) Montúfar and Pitman (2004) Montúfar and Pitman (2004) Montúfar and Pitman (2004) Montúfar and Pitman (2004) Carvalho (1998) Montúfar and Pitman (2004) Montúfar and Pitman (2004) Montúfar and Pitman (2004) WCMC (1998) WCMC (1998) WCMC (1998) WCMC (1998) Carvalho (1998) Montúfar and Pitman (2004) Montúfar and Pitman (2004) Carvalho (1998) Montúfar and Pitman (2004) WCMC (1998) WCMC (1998) Montúfar and Pitman (2004) Carvalho (1998) Montúfar and Pitman (2004) WCMC (1998) WCMC (1998) WCMC (1998) Montúfar and Pitman (2004) Bohs (1998) WCMC (1998) Montúfar and Pitman (2004) WCMC (1998) Montúfar and Pitman (2004) WCMC (1998) WCMC (1998) WCMC (1998) WCMC (1998) WCMC (1998) WCMC (1998) WCMC (1998) WCMC (1998) WCMC (1998) WCMC (1998) WCMC (1998) WCMC (1998) WCMC (1998)
Sorghum	<i>Sorghum</i>	-	-	-	-
Wheat	<i>Triticum, Aegilops, Amblyopyrum, Agropyron, Elymus</i>	-	-	-	-
Faba bean	<i>Vicia</i>	-	-	-	-
Cowpea	<i>Vigna</i>	-	-	-	-
Maize	<i>Zea, Tripsacum</i>	-	-	-	-

<sup>30</sup> - = no global Red List assessment published



Figures 36–39 show the priority locations for CWR genetic reserve establishment identified in this study in each of four regions: Africa, the Americas, the Middle East, and Asia and the Far East. The symbols shown on the maps indicate the highest priority locations for *in situ* conservation of the wild relatives within each of the 14 crop case studies. These maps are provided to give an overview of priority sites for inclusion in the global network in terms of the individual crop case studies and regional priorities—for taxon and site details, the reader should refer to the individual crop case studies. In each case study, we have identified priority sites that are likely to be within the boundaries of existing protected areas, as indicated by data analysis. However, important sites that are probably outside of existing protected areas are also included where known taxon locations are very limited. Options for the complementary conservation of taxa outside of existing protected areas will have to be investigated on a case by case basis.

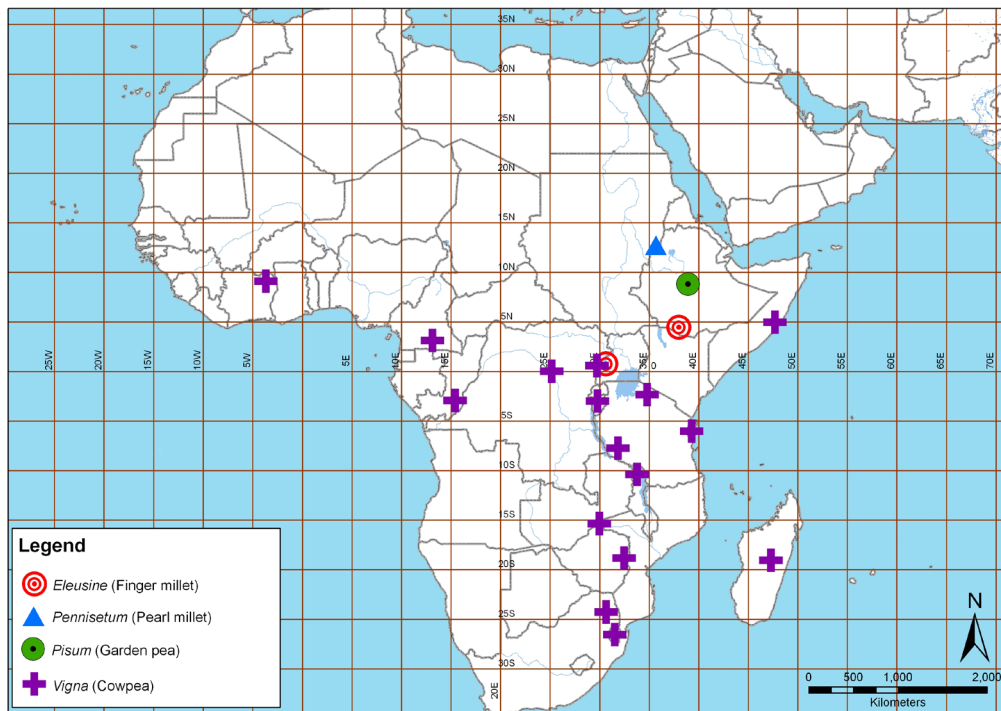
It is important to stress that the potential genetic reserve locations shown in Figures 36–39 are for a limited number of crop complexes (those included in this study) and within these, for the highest priority CWR taxa only. Within each crop complex, there are other taxa that could eventually be included in the global CWR genetic reserve network<sup>31</sup>, once the complementary conservation of the highest priority taxa is secured. Further, the wild relatives of other crops will be included in the network over time, based on further global crop case studies and priorities arising from national CWR strategies. While the results of the 14 crop complex analyses (with the exception of the Middle East and Eastern Congo) show few obvious opportunities for multi-crop gene pool CWR genetic reserves, further research on other crop complexes is likely to identify additional potential multi-taxon CWR genetic reserves. Therefore, the results of this analysis should be considered as a first step in the process of establishing the global network with a view to carrying out further research in the future.

Because of the limited number of crop gene pools included and the fact that only the highest priority taxa have been taken into consideration, the recommended sites are not evenly spread throughout the regions and many countries are shown as not containing high priority CWR genetic reserve locations. However, this does not mean that there are not high priority CWR genetic reserve locations within these countries. On the contrary, as stated in Part 1 of this report, a holistic approach to the *in situ* conservation of CWR is needed that involves a three-pronged geographical approach: local (individual protected area managers actively conserving CWR within existing sites), national (each country implementing a national CWR conservation strategy) and global (establishment of global CWR conservation priorities, as has been initiated in this study). Therefore, it is vital that individual countries take steps to initiate national CWR conservation strategies (as shown in the methodology presented in Part 2 of this report), to ensure that the widest range of CWR taxa are actively conserved as quickly as possible; in particular, taking into account species-rich areas and the establishment of multi-taxon on genetic reserves where possible.

---

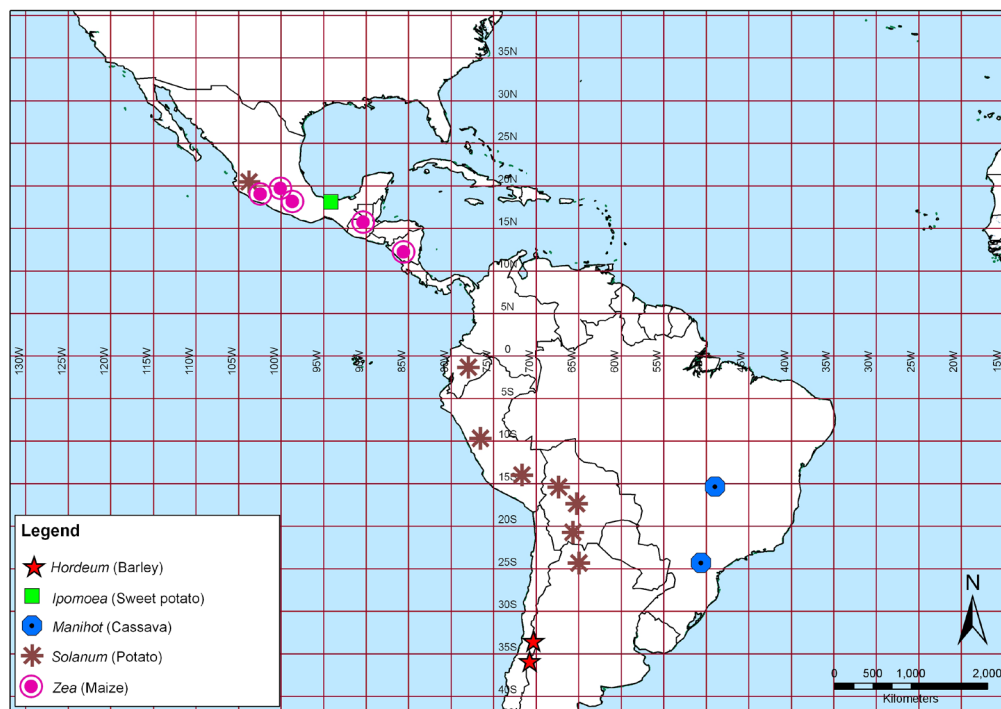
<sup>31</sup> In each crop case study, taxa are categorized according to their level of conservation priority, as shown in the case study methodology.

FIGURE 36  
**Priority CWR genetic reserve network locations in Africa**



For a detailed list of taxa and sites, refer to the crop case studies.

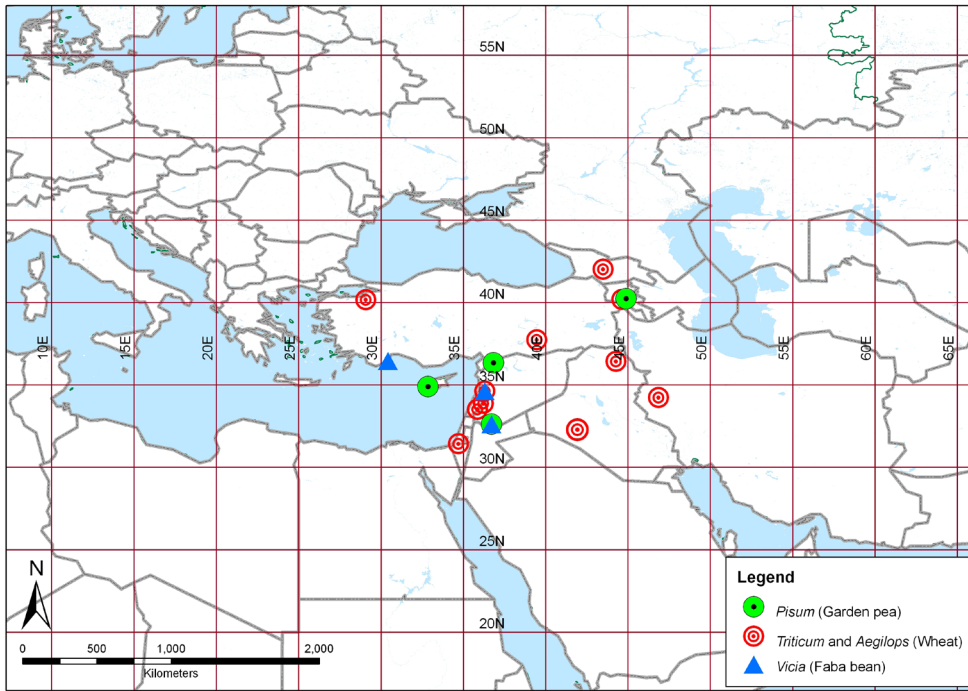
FIGURE 37  
**Priority CWR genetic reserve network locations in the Americas**



For a detailed list of taxa and sites, refer to the crop case studies.

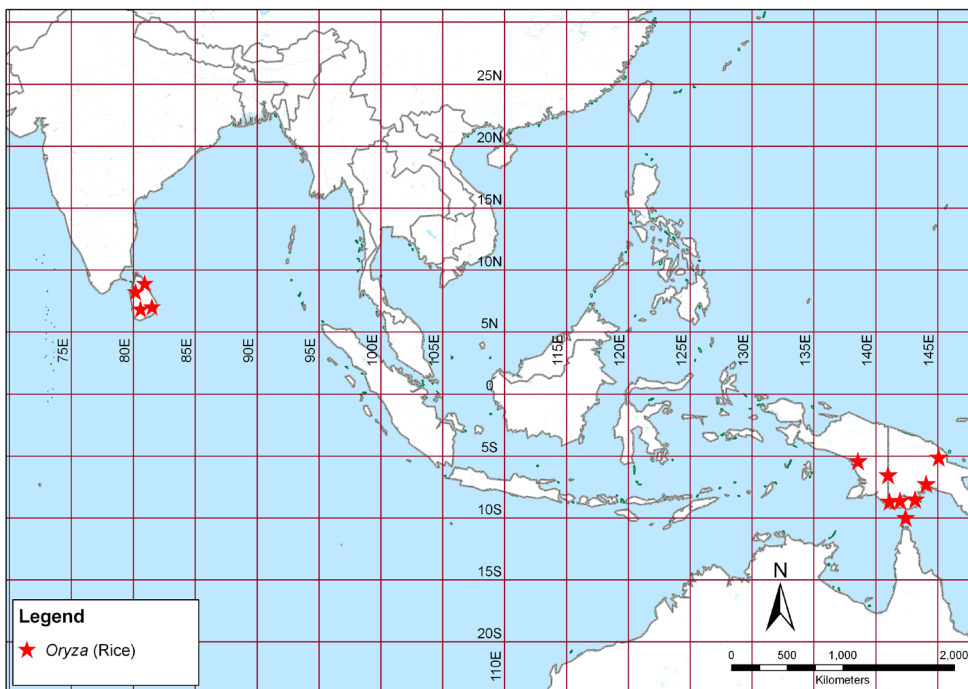


FIGURE 38  
Priority CWR genetic reserve network locations in the Middle East



For a detailed list of taxa and sites, refer to the crop case studies.

FIGURE 39  
Priority CWR genetic reserve network locations in Asia and the Far East



For a detailed list of taxa and sites, refer to the taxon data sheets.

The wild relatives of banana/plantain (*Musa* spp.) also have their centre of distribution in Asia (extending into Australasia). Priority sites for *Musa* species are not shown as data were not readily available for analysis.

It should not be surprising that even based on only the 14 crop gene pools included in this report, the sites identified for 12 of these show a correlation with the Vavilov Centres of Origin (Vavilov, 1926, 1949 – see Figures 40 and 41) and it is likely that when more crop gene pools are analysed the correlation will grow even stronger; for example, with the addition of sites in the East Asiatic Centre and in Central Asia and Northwest India where there are currently gaps. This point underscores the prescience of N.I. Vavilov in identifying the initial eight centres, but it will also provide an opportunity to objectively test the boundaries of the Vavilov Centres. It also highlights the fact that the Vavilov Centres are almost exclusively located in developing countries, many of which may have limited technical and financial resources to take responsibility for maintaining the global network of CWR genetic reserves. Further, it could be argued that some of these developing countries have limited technical and financial resources to take advantage of the CWR diversity contained within the global network. As acknowledged in the ITPGRFA (FAO, 2001), the onus is on developed countries to work with developing countries to help conserve CWR diversity by providing financial and technical support and assisting with capacity building.

FIGURE 40

**The Vavilov Centres of Crop Diversity (Vavilov, 1949; modified by Hawkes, 1993)**

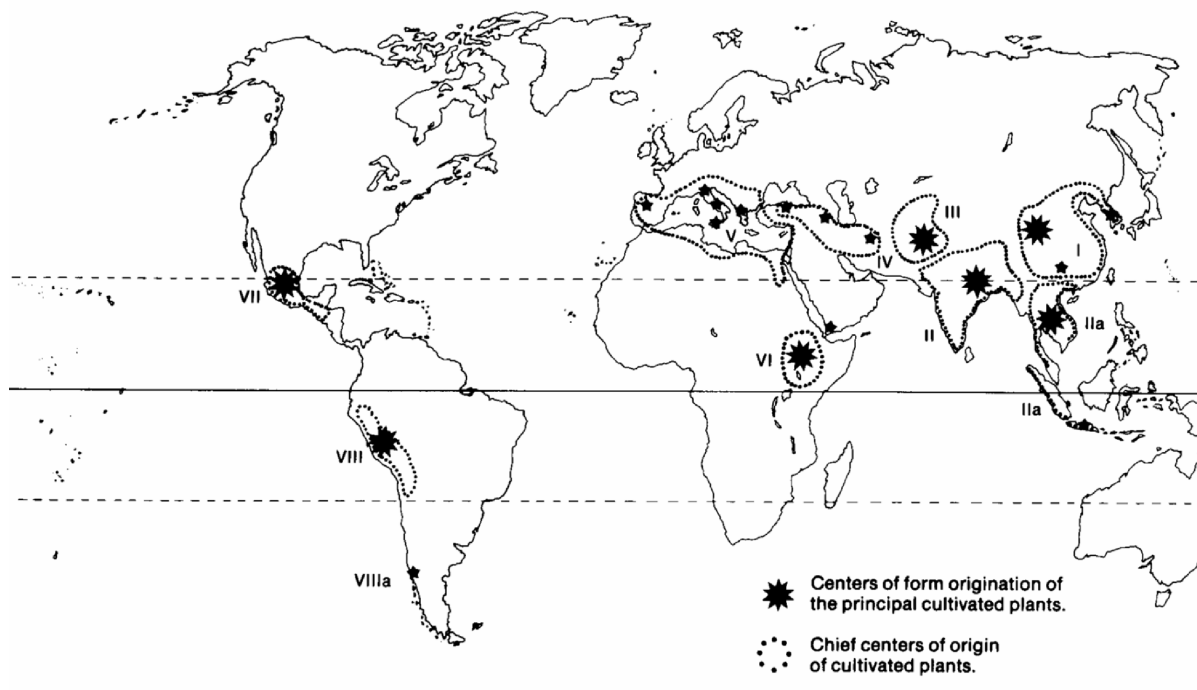
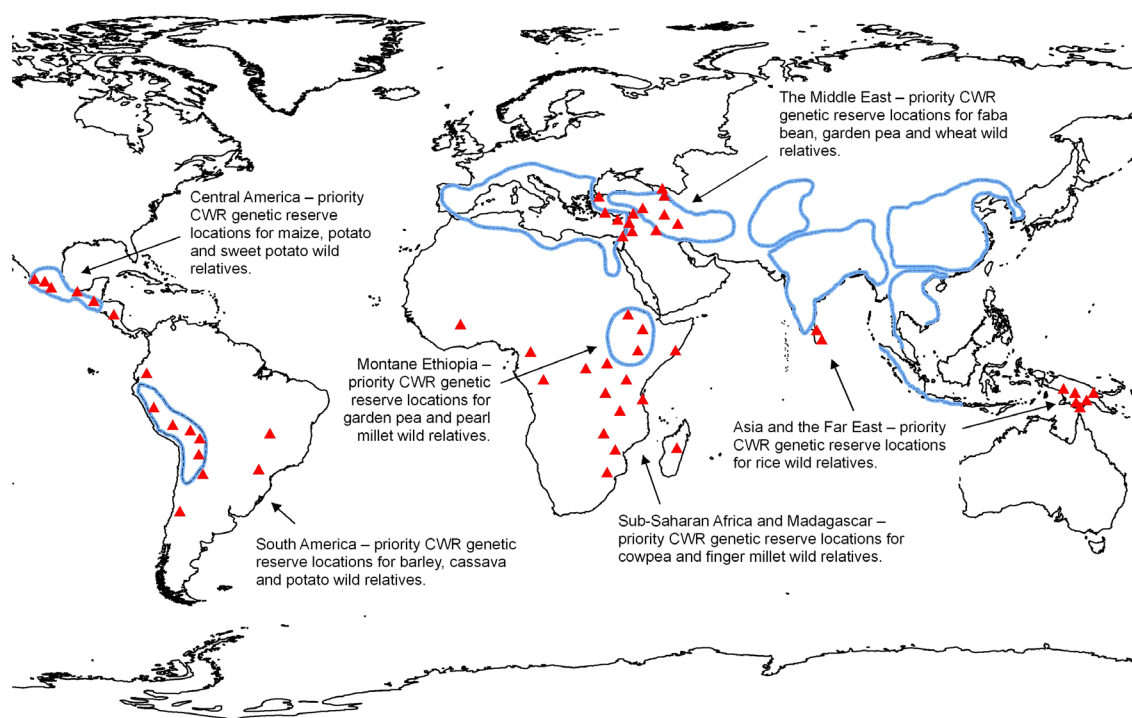


FIGURE 41

### Global priority genetic reserve locations for CWR of 12 food crops



Note the eight Vavilov Centres of origin / diversity, indicated by (blue) enclosed lines, are likely to contain further priority site for other crop gene pools.

### 3.3.2 Overview of crop gene pool priorities by region

As already noted, the potential genetic reserve locations presented in Figures 36–39 and 41 are based only on 14 crop case studies and the highest priority CWR within each group. Options for the establishment of genetic reserves, both within and outside existing protected areas will have to be investigated on a case by case basis. It is evident from this study that there are relatively few options for the establishment of multi-crop complex genetic reserves for the highest priority taxa, probably because these taxa are of restricted distribution range and adapted to specific ecological conditions and therefore less likely to overlap. However, multi-taxon sites within crop gene pools have been identified where possible (for details, see the individual crop case studies). To maximize the efficiency of the global *in situ* network, the establishment of genetic reserves for the high priority taxa treated in this study should also be supported with further research to investigate whether other CWR occur at the same locations to give greater weight to justification for reserve establishment. These additional CWR taxa may be more common and widespread but their conservation *in situ* is also necessary to ensure that the widest pool of genetic diversity of CWR is protected and as a buffer for the impact of climate change. Here, we briefly summarize the genetic reserve locations for high priority CWR taxa for the 14 crop gene pools treated in this study, on a regional basis.

#### Africa

Figure 36 shows priority genetic reserve locations for finger millet (*Eleusine spp.*), pearl millet (*Pennisetum spp.*), garden pea (*Pisum spp.*) and cowpea (*Vigna spp.*) wild relatives in Africa.

High priority locations for *in situ* conservation of the wild relatives of both finger millet and pearl millet are found in East Africa—the mountainous border area between Kivu Province in the Democratic Republic of Congo, Rwanda and Burundi for finger millet and southern Ethiopia and the Sudan–Ethiopia border for pearl millet.

The high priority garden pea wild relative, *Pisum abyssinicum* has been recorded in Ethiopia and Yemen, but we only found occurrence records for Ethiopia.



There are several high priority CWR taxa in the *Vigna* gene pool and they are widespread throughout sub-Saharan Africa. The taxa have restricted distributions and there is little overlap between them; therefore, opportunities for multi-taxon reserves for high priority *Vigna* wild relatives are limited. However, lower priority *Vigna* CWR may be present at the same sites, as well as CWR of other crops not included in this study; therefore, opportunities for the establishment of multi-species reserves may arise upon further investigation.

### The Americas

Figure 37 shows priority genetic reserve locations for barley (*Hordeum* spp.), sweet potato (*Ipomoea* spp.), cassava (*Manihot* spp.), potato (*Solanum* spp.) and maize (*Zea* spp.) wild relatives in the Americas.

The highest priority barley wild relative, *Hordeum chilense* occurs in Central–South-west Chile and western Argentina. The close sweet potato wild relatives, *Ipomoea batatas* var. *apiculata* and *I. tabascanana* are both of very restricted distribution and endemic to the coast of Veracruz and neighbouring Tabasco (Mexico), respectively. Several cassava wild relatives warrant conservation action, but the highest priority taxa occur only in the states of Goiás and Paraná, Brazil. Four high priority wild relatives of maize are concentrated mainly in South–Central Mexico. All of the highest priority CWR taxa found in the Americas in these four crop gene pools have very restricted distributions and warrant urgent conservation action, both *in situ* and *ex situ*.

Identification of specific sites for the conservation of potato wild relatives will involve further research due to the large number of taxa in the genus and the fact that nearly all of them can be crossed relatively easily with the crop in breeding programmes. As shown in the *Solanum* case study, several species rich areas have been identified in Mexico, Ecuador, Peru, Bolivia and Argentina. The identification of suitable genetic reserve sites in these areas is recommended. However, the majority of potato wild relatives have very restricted distributions, many of which do not overlap, and this presents a major challenge in terms of *in situ* conservation. However, it is possible that many of these species have already been afforded some degree of protection if they are within the boundaries of existing protected areas. A detailed analysis of distribution data overlaid with protected area shapefiles is needed to begin to formulate an appropriate *in situ* conservation strategy for this group.

### The Middle East

Figure 38 shows priority genetic reserve locations for garden pea (*Pisum* spp.), wheat (*Triticum* spp. and *Aegilops* spp.) and faba bean (*Vicia* spp.) wild relatives in the Middle East.

Four priority wild relatives of garden pea are distributed in Turkey, Cyprus, Syria, Lebanon, Israel, Palestine, Jordan, Iraq, Iran, Armenia, Azerbaijan and Georgia. Four priority genetic reserve sites have been identified in this study (in Armenia, Syria and Cyprus). However, other wild *Pisum* populations, of both higher and lower priority taxa, should be included in national CWR genetic reserve networks as part of national CWR strategies for individual countries.

Eight high priority wheat wild relatives (*Triticum* spp.) are distributed in Turkey, Syria, Lebanon, Israel, Palestine, Jordan, Iraq, Iran, Armenia, Azerbaijan and Georgia, with some additional populations of the more widespread taxon, *T. monococcum* subsp. *aegilopoides* found in Ukraine and Serbia & Montenegro. Ten priority genetic reserve sites are recommended for immediate establishment for the conservation of wheat wild relatives (*Triticum* spp. and *Aegilops* spp.). Most of the selected sites contain multiple species—some have already been afforded some degree of protection as they fall within the boundaries of existing protected areas, but many currently have no known level of protection.

The high priority wild relatives of faba bean have a wider overall distribution, extending west into continental Europe and the UK. However, the main centre of diversity is concentrated in Turkey, Cyprus, Syria, Lebanon, Israel and Palestine. Two high priority genetic reserve sites have been recommended for immediate establishment in southern and East Syria, close to the Lebanese border.

### Asia and the Far East

Figure 39 shows high priority genetic reserve locations for rice (*Oryza* spp.). The four highest priority taxa, which are of extremely restricted distributions, are found in Sri Lanka, Indonesia (Irian Jaya) and Papua New Guinea and all require urgent conservation attention.

In this study, we have focussed only on the highest priority rice wild relatives (i.e., those with very limited distributions). Further research is needed to look in detail at the distributions of other priority taxa in the genus. While these other taxa have wider distribution ranges, this does not mean that they are not under threat of genetic erosion. On the contrary, it is widely accepted that wild rice genetic diversity is being lost through habitat destruction and introgression from cultivated populations. Therefore, detailed studies of all the wild *Oryza* species are needed in order to identify priority locations for their conservation throughout their range.



Asia and the Far East is also the centre of distribution of banana/plantain wild relatives in the genus *Musa*. Priority locations for *in situ* conservation of this genus are not shown in Figure 39 because distribution data were not readily available for analysis. However, ten priority banana/plantain wild relatives have been identified in this study. They occur in India, Bhutan, China, Myanmar, Thailand, Vietnam, Sumatra, Papua New Guinea and the Philippines. The highest priority areas for *in situ* conservation based on the known distribution ranges of the priority species are Assam (India), Bhutan, Papua New Guinea, Sumatra and the Philippines. Further research is needed on the priority taxa to order to ascertain their *in situ* conservation status and identify genetic reserve sites for inclusion in the network.

### 3.3.3 Coordinating the establishment of the CWR genetic reserve network

For each of the 14 crop gene pools treated in this study, priority locations or areas for the *in situ* conservation of the highest priority CWR taxa have been identified. In some cases, further research is required to obtain additional data to carry out a more detailed analysis and in all cases, verification of the locations of taxa is needed *in situ* before genetic reserves can be formally proposed and established. However, the results of the analyses presented in this report are a significant first step in the process of establishing the necessary *Global Network of CWR Genetic Reserves*.

The Global Network could build in a largely uncoordinated ad hoc manner but it would be more effective if an agency with an international remit led the systematic establishment of such a network—the FAO Commission on Genetic Resources for Food and Agriculture would be ideally placed to lead such an initiative. This Global Network could be seen as the counterpart to the network of *ex situ* gene banks within the CGIAR, which have responsibility for global *ex situ* conservation of the world's CWR diversity.

Having argued for the establishment of a Global Network of CWR Genetic Reserves there are a few generic recommendations that need to be considered before the sites are formally designated:

- **Consultation with crop-based experts** – It would be wise to engage in a dialogue with crop-based specialists for each of the 14 crop case studies prepared to confirm that they support the sites/areas recommended for the establishment of CWR genetic reserves. This is necessary because of the variability in the quantity and quality of information available when preparing the case studies. For some case studies, such as finger millet (*Eleusine* spp.), cassava (*Manihot* spp.) and pearl millet (*Pennisetum* spp.), limited data were available, while for others, such as wheat (*Triticum* and *Aegilops* spp.), faba bean (*Vicia* spp.), cowpea (*Vigna* spp.) and maize (*Zea* spp.), significant data sets were available.
- **Crop case study extension** – The CGRFA could use the crop case studies provided in this study as a template for each of the ITPGRFA Annex I list of crops covered under the Multilateral System, so that over time the Global Network could be extended from those sites identified in this study to provide a comprehensive network of *in situ* genetic reserves that conserve the world's CWR diversity.
- **Financing genetic reserve location and implementation** – As already noted, the Global Network sites are almost exclusively likely to be located in developing countries, many of which may have limited technical and financial resources to take responsibility for maintaining the genetic reserves. As acknowledged in the ITPGRFA (FAO, 2001), the onus is on developed countries to work with developing countries to help conserve CWR diversity. Therefore, a funding mechanism should be put in place to help meet the cost of genetic reserve location and implementation, so that the additional cost does not fall solely on developing country economies.
- **Harmonization of crop case studies with national CWR conservation strategies** – As already stressed in this study, the effective global complementary conservation of CWR diversity must involve efforts at national level, both to effect the conservation of the priority CWR taxa identified in the global crop case studies but also to implement national CWR strategies, which will take a floristic approach and consider national priorities. Therefore, a dialogue between the coordinating body of the Global Network of CWR Genetic Reserves and National PGRFA Coordinators will be essential for the success of the Network. The publication of the current study and subsequent inclusion of *in situ* CWR conservation priorities in the Second Report on the State of the World's PGRFA and *Global Plan of Action* should go a long way towards meeting this need; however, there is a need to plan ahead for the provision of arenas for specific dialogue between those involved in the establishment and management of the Network, both through face to face communication at meetings and via electronic means. Web tools dedicated to providing such an arena, as well as access to guidance documents and contacts could be made available.
- **Protected area manager dialogue** – To avoid the substantial costs of purchasing new sites, genetic reserves should be established within the boundaries of existing protected areas where possible. However, existing protected area management plans will need to be amended to permit the *in situ* genetic conservation of CWR diversity; therefore, there will be a need for a dialogue between those with overall responsibility for managing the



Global Network of CWR Genetic Reserves and individual protected area managers. It is likely that this dialogue will need to involve or be mediated by the National PGRFA Coordinators.

- **Guidelines for *in situ* genetic conservation of CWR diversity** – To ensure the efficient and effective *in situ* genetic conservation of CWR diversity, genetic reserve managers will need to be supplied with guidelines on how to adapt current management plans to allow for genetic conservation of CWR. Iriondo *et al.* (2008) already offers such generic guidance but it may be thought appropriate to supply more specific guidelines to meet the specific needs of CWR genetic reserve managers. A practical manual providing the minimum guidance needed would be beneficial.
- **Training for CWR genetic reserve managers** – Whether the reserves are established within or outside of existing protected areas, training of reserve managers and staff will be beneficial, in addition to the provision of the guidelines suggested above. Genetic reserve management training will be a particular requirement in developing countries where the bulk of the Global Network is likely to be located.

## PART 4: CURRENT ACTIONS AND FUTURE NEEDS FOR CWR CONSERVATION AND USE

Having outlined and illustrated both the national (Part 2) and global (Part 3) approaches to systematic CWR conservation, it is important to stress again that these approaches should not be viewed as being implemented independently or in isolation—they are complementary and should be carefully and efficiently integrated. Along with this requirement is the need to place CWR conservation in the broader global context; therefore, in this final part, we review current actions and future needs for CWR conservation and use.

### 4.1 An urgent need for systematic, complementary CWR conservation

CWR species are intrinsically no different to other wild plant species; however, their distinction as a plant group is defined by their relatively close relationship to crops, the fact that they include the wild progenitors of crops and possess many beneficial traits that can be bred into crops to meet changing environmental and market demands. Like any other group of wild species, CWR are subject to an increasing range of threats in their host habitats and appropriate action needs to be taken to ensure that exploitation options are maintained for future generations. However, despite being in a period of known ecosystem instability resulting from climate change, when there is likely to be an increasing requirement for the genetic diversity contained within CWR to maintain socio-economically important species production, there has (perhaps surprisingly) been no systematic attempt to conserve CWR diversity. In fact, historically, the conservation of CWR has been generally and widely neglected, both *in situ* and *ex situ* (Maxted, 2003). This has largely been because CWR tend to fall between the remit of the ecological, or nature conservation community who mainly focus on rare or threatened wild plant species and habitats, and the agricultural conservation community who focus on conservation of intra-crop variation.

Of the two conservation strategies (*in situ* and *ex situ*), the highest proportion of CWR diversity is actively conserved *ex situ*; although the coverage is far from systematic. Astley (1991) estimated that less than 2% of germplasm conserved *ex situ* worldwide are of wild species and that although many of these are likely to be CWR, they are unlikely to constitute genetically representative samples of global CWR diversity. As part of the Report of the State of the World's PGRFA, FAO (1998) listed 4% of governmental, 14% of CGIAR and 6% of private gene bank holdings as wild species; however, these include both CWR and non-CWR wild species. Initial analysis of European genebank holdings recorded in EURISCO (European Internet Search Catalogue of *Ex Situ* PGR Accessions – <http://eurisco.ecpgr.org>) revealed that both native and exotic CWR accessions account for approximately 4% of conserved germplasm (Dias and Gaiji, 2005). More extensive analysis of EURISCO data matched with the PGR Forum Crop Wild Relative Catalogue for Europe and the Mediterranean (Kell *et al.*, 2005) revealed that Euro-Mediterranean CWR taxa account for approximately 5.6% of total germplasm holdings in European *ex situ* collections (O'Regan, 2007). Further, EURISCO was found to contain 24 448 accessions of 1 095 species from 462 CWR genera out of a total of 436 436 European accessions (O'Regan, 2007). The 1 095 CWR species included represent only 6% of the 17 495 CWR species found in Europe, which means that 94% of European CWR species are not conserved in *ex situ* collections, indicating that both the CWR species breadth and within species diversity is seriously under-conserved. Also, the ratio of the number of accessions of cultivated species to wild species recorded by EURISCO (Dias and Gaiji, 2005) is striking, with an average of 167 accessions for each cultivated species as opposed to 14 accessions for each wild species, giving a ratio of 12:1, which is particularly surprising given that most diversity is located in wild species (Maxted *et al.*, 2008d).

Although the picture is, if anything, more sketchy for *in situ* CWR conservation, there has been considerable attention paid to the design, establishment, management and monitoring of CWR in genetic reserves (e.g., see Jain, 1975; Hoyt, 1988; Gadgil *et al.*, 1996; Hawkes *et al.*, 1997; Maxted *et al.*, 1997a, b, e; Safriel, 1997; Safriel *et al.*, 1997; Valdés *et al.*, 1997; Heywood and Dulloo, 2006; Stolton *et al.*, 2006; Iriondo *et al.*, 2008); however, full practical implementation is limited. Meilleur and Hodgkin (2004) conclude that there are:

“weak links between the ‘site-selection and/or management-recommendations’ process and the ‘official-protected-site and/or management-change-designation’ process”.

The lack of notable examples for the CWR site selection to reserve establishment process may possibly be explained by the inherent requirement to bring together the agricultural conservation community who identify the priority CWR taxa and sites and the ecological conservation community who actively manage the protected areas in which the CWR genetic reserves would be established. However, there are some notable examples of activities that have made a significant contribution to the process of conserving CWR *in situ*; these include the conservation of:



- Wild emmer wheat (*Triticum turgidum* var. *dicoccoides*) in the Ammiad reserve in the eastern Galilee, Israel (Anikster *et al.*, 1997; Safriel *et al.*, 1997);
- A close, perennial wild relative of maize (*Zea diploperennis*) in the MAB Sierra de Manantlán Biosphere Reserve endemic to South-west Mexico (UNESCO, 2007);
- Various crop and forest CWR in reserves established in Kaz Dağ, Aegean Region, Ceylanpinar of Southeast Turkey, and Amanos, Mersin in Turkey (Ertug Firat and Tan, 1997; Tan, 1998; Tan and Tan, 2002);
- Forage *Vicia* and *Lathyrus* in Turkey (Maxted and Kell, 1998; Maxted *et al.*, 2003);
- *Lathyrus grimesii* R.C. Barneby in Nevada, USA (Hannan and Hellier, in Pavek and Garvey, 1999);
- Various cereal, forage and fruit trees in CWR reserves established in Lebanon, Syria, Palestinian Territories and Jordan (Amri *et al.*, 2008a,b);
- Grain CWR within the Erebuni Reserve near Yerevan, Armenia (Avagyan, 2007);
- Wild bean populations (*Phaseolus* spp.) in Costa Rica (Zoro Bi *et al.*, 2003; Baudoin *et al.*, 2008);
- *Phaseolus*, *Gossypium*, *Cucurbita*, *Zea* and *Lycopersicon* in Latin America (Debouck, 2001);
- *Solanum jamesii*, *S. fendleri* and other species in Pisac Cusco, Peru (Bamberg in Pavek and Garvey, 1999);
- Wild *Coffea* species in the Mascarene Islands (Dullooo *et al.*, 1999);
- *Allium columbianum*, *A. geyeri* and *A. fibrillum* in Washington State, USA (Hannan and Hellier, in Pavek and Garvey, 1999; Hellier, 2000);
- *Carya floridana* and *C. myristiciformis* in the southern States of the USA (Grauke, in Pavek and Garvey, 1999);
- *Capsicum annuum* var. *aviculare* (Dierbach) D'Arcy and Esbaugh in Mexico (Tewskbury *et al.* (1999);
- *Beta vulgaris*, *Brassica insularis*, *B. oleracea* and *Olea europaea* in France (Mitteau and Soupizet, 2000);
- *Vitis rupestris* Scheele, *V. shuttleworthii* House, *V. monticola* Buckl. in Central–Southeast USA (Pavek *et al.*, 2003).

Although these can be cited as positive examples of *in situ* CWR conservation, in many cases the sites identified may not be managed in the most appropriate manner to conserve the genetic diversity of the populations as described by Iriondo *et al.* (2008) and they therefore do not in themselves constitute the desired global network of genetic reserves that is needed to systematically conserve CWR genetic diversity.

In many cases, the selection of global protected areas has been ad hoc—depending largely on previous land use, ownership or human habitation, recreation and tourism, or historical protection—leading to a biased representation of natural features and an increased cost of achieving representative reserve systems (Pressey, 1994; Ortega-Huerta and Peterson, 2004). In selecting these protected areas, CWR conservation has not been a consideration; however, Stolten *et al.* (2006), primarily using data obtained from the World Database on Protected Areas (<http://sea.unepwcmc.org/wdbpa/>), attempted to identify protected areas with reported CWR species presence (Annex 3). While the results of this analysis provide a useful indication of which CWR may be found within existing protected areas, it is important to stress that in these cases the species may not be actively managed.

It is obvious from the growing threats CWR face globally and the likely increased requirement for their genetic diversity in attempting to counter climate change, that CWR genetic diversity is currently far from secure and more concerted *in situ* and *ex situ* conservation action must be a priority. If this critically important group of plants is to provide the basis for future exploitation then the immediate issue that must be addressed is the need for a systematic strategy to conserve CWR diversity. This strategy needs to encompass both *in situ* and *ex situ* techniques, link the conserved diversity to actual or potential utilization to ensure its sustainability, and include an element of awareness-raising (both among the public and professional stakeholders) to ensure the profile of CWR is raised and their conservation is no longer neglected. The strategy will involve coordinated efforts at national, regional and global levels, as stressed throughout this report. However, it will also necessitate a coordinated approach between the professional PGRFA conservation community and the nature conservation community. The Global Strategy for Crop Wild Relative Conservation and Use, as well as the Strategic Plan of the IUCN/SSC Crop Wild Relative Specialist Group (CWRSRG) (see below) provide a solid basis for the development of a systematic CWR conservation strategy, but there is an urgent need to set the wheels in motion by formally adopting the Global Strategy and by providing support to the CWRSRG to act as a scientific coordinating body to oversee its implementation.

## 4.2 The global response to CWR conservation

While a systematic approach to global CWR conservation has not yet been widely adopted, CWR conservation has been addressed in part by a number of initiatives and in the context of conservation policy and legislation adopted in the last 25 years. These initiatives are reviewed below.

## 4.2.1 Policy and legislation: 1983–2002

The first comprehensive international agreement dealing with PGRFA was the International Undertaking on Plant Genetic Resources for Food and Agriculture, adopted by the FAO Conference in 1983 as an instrument to promote international harmony in matters regarding access to PGRFA. The Undertaking sought to:

“ensure that plant genetic resources of economic and/or social interest, particularly for agriculture, (would) be explored, preserved, evaluated and made available for plant breeding and scientific purposes”.

In 1993, the signing and ratification of the Convention on Biological Diversity (CBD) (CBD, 1992) was a major step forward for biodiversity conservation in the 20th century. The CBD attempted to address issues of biodiversity loss through conservation and sustainable use of the components of biodiversity and equitable sharing of the benefits arising from its use. However, countries recognized a need to harmonize the provisions of the CBD with those of the International Undertaking. In the same year, the FAO CGRFA requested the preparation of a rolling Global Plan of Action for the Conservation and Sustainable Utilization of Plant Genetic Resources for Food and Agriculture (GPA), in order to identify the technical and financial needs for ensuring conservation and promoting sustainable use of plant genetic resources.

The *in situ* conservation of CWR and wild plants used for food production is recognized as a ‘priority activity area’ in the GPA (FAO, 1996), which recognizes that natural ecosystems hold important PGRFA, including endemic and threatened CWR and wild plants for food production, but that in many cases these ecosystems are not managed sustainably. The GPA states that there is a need to conserve these unique and particularly diverse populations *in situ* whether inside or outside conventional protected areas. As part of this goal, FAO (1996) proposed to clearly identify which CWR and wild-harvested plants need to be protected *in situ*, to improve the management and planning of their *in situ* conservation and to promote complementarity between conservation and sustainable use in parks and protected areas by, *inter alia*, broadening the participation of local communities in these processes. They also recognized the need to establish better communication and coordination between various institutes and organizations engaged in *in situ* conservation and land use management, both nationally and regionally. These activities, they believed, would raise awareness of the need for a systematic approach to *in situ* CWR conservation and the need to integrate genetic conservation of CWR and wild plants used for food production into protected area and other habitat management. Specifically, the GPA suggests governments should, whenever possible, and as appropriate:

“(a) Develop a prioritized plan, particularly for those ecosystems in which high levels of diversity related to plant genetic resources for food and agriculture are found, and conduct national reviews to identify those management practices needed to protect the desired level of genetic diversity for wild crop relatives and wild plants for food production.

(b) Assist local communities in their efforts to identify, catalogue and manage wild crop relatives and wild foods.

(c) Monitor the holdings, the distribution and diversity of wild crop relatives and wild plants for food production, integrate and link data and information from *in situ* conservation programmes with that of *ex situ* programmes and encourage private and non-governmental organizations to do likewise.”

In 1996, FAO convened the Leipzig International Technical Conference on Plant Genetic Resources, where 150 countries formally adopted the Leipzig Declaration and the GPA. At this meeting, they also declared that it was important to complete the revision of the International Undertaking. Key elements under discussion in the negotiations included the scope of the Undertaking, access to PGRFA, the fair and equitable sharing of benefits arising from the use of PGRFA and the realization of Farmers’ Rights. Countries agreed that the Undertaking should maintain a multilateral system of access and benefit sharing that meets the specific needs of agriculture.

These negotiations culminated in the adoption of the International Treaty on Plant Genetic Resources for Food and Agriculture (ITPGRFA) by the FAO Conference on 3 November 2001. The International Treaty focuses on conservation of agro-biodiversity (FAO, 2001), its objectives being:

“the conservation and sustainable use of plant genetic resources for food and agriculture and the fair and equitable sharing of the benefits arising out of their use”.

Article 5 states that each Contracting Party shall:

“Survey and inventory plant genetic resources for food and agriculture, taking into account the status and degree of variation in existing populations, including those that are of potential use and, as feasible, assess any threats to them” and “Promote *in situ* conservation of wild crop relatives and wild plants for food production, including in protected areas”.



A further major global response to the continuing threats faced by wild plant populations and the dramatic decline in species and genetic diversity was the adoption of the Global Strategy for Plant Conservation (GSPC) (CBD, 2002a) by Parties to the CBD at the sixth Conference of the Parties. The GSPC includes global targets that are to be achieved by 2010, such as:

“60 per cent of the world’s threatened species conserved *in situ*; 60 per cent of threatened plant species in accessible *ex situ* collections...and 10 per cent of them included in recovery and restoration programmes”.

Specifically, in relation to PGR:

“70 per cent of the genetic diversity of crops and other major socio-economically valuable plant species conserved”.

The current threats to genetic diversity from genetic erosion and extinction were further recognized by the CBD 2010 Biodiversity Target (CBD, 2002b), which specifically drew attention to:

“the genetic diversity of crops, livestock, and harvested species of trees, fish and wildlife and other valuable species...”

and recognized the need to:

“restore, maintain or reduce the decline of populations of species”.

The Target committed the Parties to:

“achieve by 2010 a significant reduction of the current rate of biodiversity loss at the global, regional and national level as a contribution to poverty alleviation and to the benefit of all life on earth.”

To address this target, along with the requirements of other relevant international, regional and national strategies and legislation, we need first to understand patterns of CWR species and genetic diversity and in the light of this knowledge formulate effective conservation strategies that will ensure its long-term maintenance for use by future generations.

Specifically within the European context, the recently published European Strategy for Plant Conservation 2008–2014 makes several specific recommendations for CWR conservation and use. It calls in ESPC target 5.1 for:

“All countries to implement a national strategy (action framework) by 2014 for the conservation of IPAs (or equivalent programme with a focus on site based conservation of plants and fungi and their habitats, including genetic reserves for crop wild relatives)”,

in ESPC target 7.1 for:

“60% of species of European conservation priority plant and fungal species, including crop wild relatives, conserved *in situ* by 2014 through the implementation of national strategies for conserving priority threatened plant species”

and in ESPC target 9.1 for the:

“Establishment of 25 European crop wild relative genetic reserves covering the major hotspots of species and genetic diversity”.

The latter target is split into subordinate targets as follows:

“1. Establish a baseline of genetic diversity for priority crop complexes of European socio-economically important wild species; 2. Assess genetic diversity change against time for European socio-economically important wild species; 3. A preliminary list of crop wild relative *in situ* hotspots of species and genetic diversity at national and European levels; 4. Gap analysis review of *ex situ* holdings of European crop wild relative species; and 6. Prepare a priority list of European crop wild relatives”.

Each of these calls for action to conserve CWR diversity is not, however, new. In 1988, a joint publication by WWF, IUCN and the International Board for Plant Genetic Resources (IBPGR) on the conservation of crop wild relatives called for a range of *in situ* conservation actions including (Hoyt, 1988):

- Inventories of biosphere reserves and other protected areas to determine which wild relatives they already contain;
- Regular monitoring of known wild relatives in existing protected areas;
- Creation of specially managed genetic reserves where they are shown to be needed by ecogeographic surveys.

Since then, the importance of *in situ* CWR conservation has gained urgency amongst policy makers at national and international levels, possibly in part because of the realisation that *ex situ* conservation alone does not offer an effective means of maintaining CWR diversity because of the sheer quantity of diversity in nature. However, there is still much to be done. While the CBD and ITPGRFA marked an important watershed in emphasizing the need for *in situ* implementation, they also highlighted the gaps in our knowledge of biodiversity and revealed the lack of appropriate genetic conservation techniques for socio-economic species.



## 4.2.2 Projects and networks addressing CWR conservation

Despite the acknowledged importance of CWR, the number of existing networks and research projects specifically addressing CWR conservation and use remains very limited. The recently established IUCN/SSC CWRSG (<http://www.cwrs.org/>) is the only global network whose aim is specifically to conserve and (sustainably) utilize CWR. The objectives of the CWRSG are to:

- Develop effective strategies for gathering, documenting and disseminating baseline information on crop wild relatives;
- Promote the conservation and use of crop wild relatives;
- Provide advice, expertise and access to appropriate contacts to enhance the actions of individuals or organizations working on the conservation and use of crop wild relatives;
- Increase awareness of the importance to agriculture and the environment of crop wild relatives among governments, institutions, decision-makers and the general public.

The major focus and anticipated impact of the CWRSG will be on facilitating national, regional and global CWR conservation and use. The CWRSG will raise the profile of and stimulate CWR conservation and use by improving public awareness of the importance of CWR species, both among the public in general and the scientific community.

In Europe, the *In Situ* and On-Farm Conservation Network ([http://www.ecpgr.cgiar.org/Networks/Insitu\\_onfarm/insitu\\_onfarm.htm](http://www.ecpgr.cgiar.org/Networks/Insitu_onfarm/insitu_onfarm.htm)) of the European Cooperative Programme for Plant Genetic Resources (ECPGR – <http://www.ecpgr.cgiar.org/>) has been active for several years, focusing on CWR and landrace conservation in Europe. Some of the crop-specific ECPGR networks also include work on CWR. Most of the ECPGR activities are centred on meetings and elaboration of methodologies, but the *In Situ* and On-Farm Conservation Network has been active in trying to meet the specific *in situ* requirements of the crop-specific ECPGR networks, which has resulted in two successful European Commission funded projects—PGR Forum and AEGRO. PGR Forum (European Crop Wild Relative Diversity Assessment and Conservation Forum) ([www.pgrforum.org](http://www.pgrforum.org)) established *in situ* conservation methodologies (Ford-Lloyd *et al.*, 2006; Maxted *et al.*, 2007; Iriondo *et al.*, 2008) and the Crop Wild Relative Information System (CWRIS – <http://www.pgrforum.org/cwris/cwris.asp>) (Kell *et al.*, 2008b), which are applicable worldwide, while specifically for Europe, they produced the first continental CWR catalogue, the Crop Wild Relative Catalogue for Europe and the Mediterranean (Kell *et al.*, 2005). AEGRO (An Integrated European *In Situ* Management Workplan: Implementing Genetic Reserves and On-Farm Concepts) is applying the CWR conservation methodologies established by PGR Forum to locate and nominate genetic reserves for case study crop complexes (*Avena*, *Beta*, *Brassica* and *Prunus* species), as well as implementing *in situ* landrace conservation case studies for the same crop complexes. Although this project is also being undertaken in a European context, the methodologies established will be generic and applicable in other regions and countries of the world.

There have also been several other fixed-term projects with a CWR and *in situ* conservation focus; notably, three GEF funded projects: 'In situ conservation of genetic diversity project' that focused on crop and forest genetic reserve conservation in Turkey (Zencirci *et al.*, 1998), 'Conservation and sustainable use of dryland agrobiodiversity in Jordan, Lebanon, Syria and the Palestinian Authority' (Amri *et al.* 2008a, b), and 'In situ conservation of crop wild relatives through enhanced information management and field application' (Meilleur and Hodgkin, 2004; Bioversity International, 2006).

## 4.2.3 The first international conference on CWR conservation and Use

A significant recent milestone in recognizing the importance of CWR and the urgent need to address their conservation was the staging of the First International Conference on CWR Conservation and Use (Kell *et al.*, 2008c). The Conference brought together the international community for the first time to address the current status and future of CWR as a vital resource for improving agricultural production, increasing food security, and sustaining the environment. The specific objectives of the Conference were to:

- Promote the importance of wild plant species of socio-economic value to the international community;
- Review the establishment of CWR inventories and establish a baseline for their conservation assessment;
- Assess procedures for establishing conservation priorities for CWR;
- Review the current status of information access and management for CWR;
- Evaluate methodologies for *in situ* and *ex situ* CWR conservation;
- Explore ways of strengthening CWR conservation and use through international and inter-agency collaboration;
- Disseminate PGR Forum products to the European and global PGR community, and discuss their wider application and continued use.

The conference was attended by 157 delegates representing 45 countries: Albania, Armenia, Australia, Azerbaijan, Belgium, Benin, Bulgaria, Canada, Colombia, Czech Republic, Denmark, Estonia, Finland, France, Georgia, Germany, Greece, Hungary, India, Iran, Israel, Italy, Latvia, Lithuania, Morocco, The Netherlands, Nigeria, Norway, Palestine, Poland, Portugal, Romania, Russia, Serbia, Slovak Republic, South Africa, Spain, Sri Lanka, Sweden, Switzerland, Syria, Tunisia, United Kingdom, United States of America and Vietnam. Delegates included conservation practitioners and researchers from a wide range of PGR institutes, including crop breeding institutes, botanic gardens, universities and NGOs, as well as representatives of other stakeholder communities such as commercial breeding and seed companies, and suppliers of health products.

#### 4.2.4 Global strategy for CWR conservation and Use

A critical outcome of the First International Conference on Crop Wild Relative Conservation and Use was the development of a draft Global Strategy for Crop Wild Relative Conservation and Use (Annex 4). The aim of the Strategy is to provide a comprehensive and practical action plan for nations and regions to refer to in addressing the critical issue of effective conservation and sustainable use of CWR. The specific objectives of the Strategy (Heywood *et al.*, 2007a) are to:

1. Prepare national CWR strategic action plans;
2. Prepare national CWR inventories;
3. Establish a global mechanism/clearing house for CWR conservation and use;
4. Create national priority CWR lists and identify priority CWR sites;
5. Create regional and global CWR priority lists and identify priority CWR sites;
6. Establish protocols for CWR information management and dissemination and provide national and global CWR information management systems;
7. Develop effective means of conserving and using CWR *in situ*;
8. Develop effective means of conserving and using CWR *ex situ*;
9. Assess CWR conservation and threat status;
10. Ensure effective security and legislation for CWR;
11. Promote sustainable utilization of CWR;
12. Initiate education and public awareness programmes on the importance of CWR.

Within each of these objectives a series of time-bound, quantitative targets are identified, along with names of lead organizations. The Strategy was initiated in anticipation of the First International Conference on Crop Wild Relative Conservation and Use, where it was debated by several working groups and has since been further refined by conference participants.

Several objectives and targets of the Strategy are addressed in this background study and report. Specifically, Objective 1 calls for each country to prepare a national action plan for the inventory, survey, conservation (*in situ* and *ex situ*) and sustainable use of CWR by 2010—in this report the preparation of a national action plan (or national CWR conservation strategy) is illustrated for the UK (Annex 1) and the general principles of national strategy planning and implementation are presented (Part 2). These activities are closely linked to Objective 2 of the Strategy—the requirement to develop national and regional CWR inventories. Under Objective 3, the Strategy calls for a global mechanism/clearing house for CWR conservation—the ITPGRFA offers a logical framework for the establishment of such a global mechanism/clearing house. Notably, under Objectives 5 and 7, FAO, in cooperation with Bioversity, the CBD Secretariat and other relevant bodies, are asked to develop a global priority CWR list, establish conservation action plans for the priority taxa and identify global priority sites to establish active CWR genetic reserves. The Strategy specifically promotes the creation of an interrelated network of internationally, regionally and nationally important protected areas that have *in situ* conservation of CWR diversity as their goal. This has been a major focus of this report and the further recommendations that follow. Finally, under Objective 12, the Strategy calls for increasing public awareness of the importance of CWR. Elements of this report can be used to help achieve this target. The Strategy is currently being taken forward by FAO as a proposed annex to the ITPGRFA.



### 4.3 Improving the use of CWR diversity

Although we have shown in Section 1.2 and Tables 1 and 2 that there are a significant number of examples of CWR use in crop improvement, CWR use by breeders has and remains limited by access to suitable diversity. It has been stated that conserved but unused accessions are no more than museum exhibits (Simmonds, 1962b); further, it could be stated that although humankind may wish to conserve for ethical reasons, ultimately they have to conserve out of self-interest. It is far too easy as professional conservationists to lose sight of one of the key objectives of conservation, which is the goal of linking conservation to human well-being and development (Hawkes *et al.*, 2000). Too often, conservation is seen as an end in itself (see McNeely and Guruswamy 1998) and if any thought is given to the use of the conserved materials, it is usually secondary. However, where CWR species are concerned, the *raison d'être* for their conservation is primarily actual or potential use in crop enhancement; therefore, enhancing CWR use is as fundamental as the maintenance of genetic diversity itself. The onus is on the CWR conservation community to ensure that when CWR diversity is conserved, it is also available for use; therefore, CWR diversity utilization must be actively promoted to the stakeholder community. It would be prudent as conservationists to acknowledge that in times of increasingly limited conservation resources, the only long-term guarantor of sustainability of conservation is use, because a used commodity will be valued and preserved.

Traditionally, the prime method of enhancing use potential for conserved diversity is associated with characterization and evaluation (FAO, 1998). However, as noted in The State of the World's PGRFA (FAO, 1998), approximately two thirds of globally conserved *ex situ* germplasm lacks basic passport data, 80% lacks characterization data and 95% lacks evaluation data; each of which is normally required by the user community. Further, Given (1994) estimated that only 1% of gene bank accessions are appropriately catalogued and ready for use. The situation regarding access to *in situ* conserved germplasm is likely to be even worse—there are currently no known genetic reserves or on-farm projects where the conserved species are fully characterized, evaluated, and available for utilization.

Maxted *et al.* (2000) and Maxted (2009) made some concrete recommendations for how the conservation–utilization link might be improved for *ex situ* conserved diversity and these may be expanded to encompass all conserved diversity (Table 17). Although the points listed in Table 17 are extensive, they are not exhaustive. It is also likely that they are already being applied by the majority of 'good' genetic reserve and gene bank managers to help meet the germplasm users' demands. The points are also not comprehensive in the sense that they do not consider the less practical issues that can have a large impact on germplasm use; such as the national, regional and international PGR and biodiversity policy context.

Ultimately, unless the professionals involved with CWR conservation can ensure that conserved germplasm is held in a form better suited for breeders and other user groups and that there is a more seamless gradation from conservation into utilization, then the use of conserved CWR is not likely to improve. However, the point should be acknowledged that for *in situ* conserved CWR diversity it is unlikely that characterization will ever be implemented for the bulk of populations, particularly if the protected area where they are conserved is managed by a national park authority that has no experience of undertaking accession characterization. In this situation, although the population may actually be managed and monitored by a national park authority, the national PGR community that helped identify the protected area as being a hotspot of CWR diversity and worthy of designation as a genetic reserve may positively assist the site manager in promoting the use of the germplasm they conserve. There are at least two ways in which this goal might be achieved: predictive characterization and gene mining of adaptive traits.

Predictive characterization is the use of GIS techniques to undertake 'predictive' or 'virtual' characterization of germplasm for desired traits. For example, GIS analysis can be used to identify germplasm likely to contain drought resistance by overlaying GIS rainfall data with accession or population data (taxon occurrences) and identifying the accessions or populations whose provenance is from localities with low rainfall. In this way, material can be identified that is predicted to have the desired trait or traits for transfer to crops (see Pollak and Pham, 1989; Chapman and Barreto, 1996; Guarino *et al.*, 2002). Similar approaches can be adopted for other abiotic traits (e.g., other climatic variables, salinity, soil mineral excesses or deficiencies and day length requirements). For desired biotic characteristics, the distribution of the CWR taxon can be overlaid with the known distribution of pests or diseases. The CWR populations found to be coincident with high levels of pests and diseases are likely to have evolved resistance over time; therefore, these populations can be predicted to contain the required pest or disease resistance.

Further, if the pest or disease distribution is not precisely known, it is also possible to overlay the CWR taxon's distribution with the climatic conditions suitable for that disease. For example, areas of high relative humidity can be used as a proxy for powdery mildew occurrence—populations that occur in very humid areas may offer resistance to the disease. It is more difficult to imagine how predictive characterization might be used to predict yield, quality or architectural traits; therefore, for these traits, traditional characterization will remain necessary. While a literature review currently reveals



limited use of GIS analysis for predictive characterization, with an increased emphasis on the need to link *in situ* CWR conservation to use, these techniques offer innovative opportunities (Guarino *et al.*, 2002).

Online databases containing information on which CWR taxa contain particular adaptive traits are also likely to promote CWR utilization. Such a database could simply contain the name of the CWR taxon containing the trait, details of the adaptive trait itself, the gene responsible for that trait and the publication details—ideally, with a link to a gene bank holding the CWR taxon. A simple genomic database such as this would highlight known useful genes in CWR taxa, thus helping to stimulate greater use of CWR diversity by breeders, as well as aiding access to the required material.

A major step forward in improving the accessibility of *ex situ* conserved CWR germplasm has recently been taken in establishing the web-based, European Internet Search Catalogue of *Ex Situ* PGR Accessions (EURISCO) (<http://eurisco.ecpgr.org/>). The catalogue is automatically updated from national inventories and by providing an effective means for CWR users to source desired CWR diversity, is an effective way of promoting the use of *ex situ* conserved CWR. There are currently plans to extend the EURISCO model outside of Europe and to cover *in situ* conserved diversity (Dias and Gaiji, 2005).

TABLE 17

**Suggestions for improvement of the CWR conservation–use linkage**

Suggested action	Applicability	
	<i>In situ</i>	<i>Ex situ</i>
<u>Undertake gap analysis</u> – All conservation requires a choice of the conserved populations, so the better the selection strategy for CWR taxa and populations, the more likely the conserved material is to be utilized. The process of undertaking genetic resource gap analysis is discussed by Maxted <i>et al.</i> (2008a). When discussing CWR conservation priorities it is advisable to consult potential germplasm users because the views of conservationists and end users regarding the types of germplasm required may differ.	√	√
<u>Establishment of genetic reserve(s)</u> – A gap analysis results in the identification of potential genetic reserve sites, but the sites then need to be actually established—too often site location alone is seen to be the goal. Iriondo <i>et al.</i> (2008) provide guidelines on how a genetic reserve might be designed, managed and monitored.	√	
<u>Write a comprehensive reserve management plan</u> – No genetic reserve should be established without careful consideration given to the completion of the management plan; one component of which should be a strategy for linking the conserved diversity to use. Maxted <i>et al.</i> (2008a) provide a background to the writing of management plans and how the plan might be linked to a conserved diversity utilization strategy.	√	
<u>Carry out efficient population sampling</u> – Where a sample of the conserved population is to be transferred to a remote location the collector must aim to collect a sample that represents the full range of genetic variation found in the population and is of sufficient size to avoid the need for immediate regeneration. Guarino <i>et al.</i> (1995), Hawkes <i>et al.</i> (2000) and Smith <i>et al.</i> (2003) provide guidelines on efficient germplasm collection.		√
<u>Collect associated materials</u> – When sampling a population for <i>ex situ</i> conservation the use potential can be enhanced by collecting passport data, herbarium voucher specimens and possibly vegetative plants as well as seed. Although the specific data recorded by each collector is dependent on the target taxon and target area, a ‘good collector’ will always record certain information: sample labelling (expedition identifier, collector name and number, date, type of material), sample identification (scientific name, vernacular name), sampling information (population estimate—i.e., number of plants in a certain area, sampling method), collecting site location (country, province, precise location, latitude, longitude, altitude, land owner’s name), collecting site description and context (site disturbance, physiography, soil, biotic factors) and population information (phenology, pests & diseases, uses). If the target of the expedition is a legume species, the collector should also collect rhizobium cultures. Guarino <i>et al.</i> (1995) cover the various aspects of collecting seed and associated materials in the field.		√
<u>Manage conserved germplasm effectively</u> – Whether the sample is conserved <i>in situ</i> or <i>ex situ</i> , once the CWR diversity is actively conserved it should be managed to maximize the maintenance of genetic diversity. Samples from mis-managed collections are less likely to be of use and actually used. <i>In situ</i> , the appropriate management regime needs to be in place to maximize the maintenance of genetic diversity within the target taxon population. <i>Ex situ</i> , the conserved materials require appropriate storage, and if seed they may require fumigating, threshing, cleaning and drying to avoid any post-collection deterioration in quality. If for <i>ex situ</i> collections the sample has to be regenerated it must be carried out under suitable conditions (e.g., if it is an out-breeder, cages must be used to avoid outcrossing) to avoid loss of diversity. Smith <i>et al.</i> (2003) cover various aspects of <i>ex situ</i> seed collection management and Maxted <i>et al.</i> (2008b) discuss the efficient management of <i>in situ</i> conserved CWR populations.	√	√
<u>Monitor the conserved germplasm</u> – Whether CWR samples are conserved <i>in situ</i> or <i>ex situ</i> , the management regime in place needs to be monitored to ensure that genetic diversity is being properly maintained. Management prescriptions may need to be adapted if necessary. The monitoring of CWR populations in genetic reserves is discussed by Iriondo <i>et al.</i> (2008b).	√	√



Suggested action	Applicability	
	<i>In situ</i>	<i>Ex situ</i>
<b>Publicize the conserved diversity</b> – Following the conservation of germplasm, either <i>in situ</i> or <i>ex situ</i> , the commissioning agency will require some form of report; but in addition, the existence of novel diversity can be signalled to potential users by publishing collection or protected area reports to increase potential utilization and thus the value of the conserved diversity. The precise format of the publication will vary, but it may include details of target species ecogeography, site selection and sampling strategy, the type of material conserved, characterization and assessment of genetic erosion, and review of future conservation priorities. The collection manager can also draw attention to the existence of the diversity to potential users by ensuring the material is listed in appropriate databases (either in an institutional database directly or through a link to a meta-database, such as SINGER ( <a href="http://www.cgiar.org/singer/index.htm">www.cgiar.org/singer/index.htm</a> ) or EURISCO ( <a href="http://eurisco.ecpgr.org/">http://eurisco.ecpgr.org/</a> ). These points are discussed further by Hawkes <i>et al.</i> (2000) and Iriondo <i>et al.</i> (2008a).	√	√
<b>Duplicate the conserved diversity</b> – There are two primary reasons to promote the duplication of conserved diversity: firstly, to provide a safety back-up of diversity in more than one genetic reserve and/or in more than one gene bank as a form of insurance against loss of diversity due to a catastrophic event; secondly, if the diversity is represented in multiple <i>ex situ</i> collections it is more likely to be available to the national, regional and international user communities.	√	√
<b>Carry out characterization and evaluation</b> – Any characterization, evaluation or pre-breeding will enhance the utilization of the conserved diversity. This may take the form of selection based on passport data (e.g., an accession with high drought or salt tolerance is likely to be useful in breeding new drought or salt tolerant crop varieties), or by carrying out characterization followed by selection based on desirable features. More detailed evaluation for drought or salt tolerance, or the deliberate infection of the material with diseases or pests to screen for particular biotic resistances will obviously enhance the utilization of accessions found to have desirable traits. It is advisable to involve potential germplasm users in the characterization and evaluation process.	√	√
<b>Develop core collections</b> – With the increasing size of many collections and the ever-limited funds available for characterization and evaluation, it may be necessary to develop a core collection of representative accessions to assist the potential user in the selection of accessions that will prove most useful. Hodgkin <i>et al.</i> (1995) provide a detailed discussion of the value and procedures involved in establishing a core collection.		√
<b>Provide a quality service to users</b> – The quality of the service provided to the germplasm user community will affect the potential for utilization. If requests for information and/or germplasm from the user community are efficiently dealt with, users are more likely to take advantage of the conserved diversity.	√	√
<b>Look for opportunities to bring conservationists and germplasm users together</b> – The people who conserve and utilize CWR tend to work in two distinct professions and are often located in different institutes. Utilization of CWR could be improved by bringing conservationists and germplasm users together when the opportunities arise.	√	√

## 4.4 Conclusions and recommendations

The primary aim of this report was to provide the baseline information for the establishment of a Global Network of CWR Genetic Reserves to conserve CWR *in situ* and to ensure the maintenance of CWR genetic diversity for continued use in crop improvement programmes. Bearing this in mind, and given the growing problem of global food insecurity resulting from climate change and other threats (as well as the global inter-dependence of nations in terms of food security), there is now an urgent need for a coordinated global approach to CWR conservation.

This report has highlighted specific sites or areas where genetic reserves need to be established for the highest priority wild relatives of the 14 crops treated in this study. Although further work is required to verify the presence of taxa and in some cases to identify the best sites (see Section 3.3 for further details), the sites selected in this study should form the initial Global Network where the highest priority CWR taxa are protected. Final site selection needs to take into account opportunities for the establishment of multi-taxon reserves where possible. After selecting the best sites in terms of taxon and genetic diversity representation, there are many factors that will require resolution; such as:

- Identification of the agency that will be responsible for developing and overseeing the Global Network once established, including on-going monitoring of the effectiveness of the individual sites;
- Negotiation with national protected area agencies to include their site in the Network and to ensure that CWR genetic diversity is appropriately managed within these sites;
- Investigation of the best options for conserving CWR taxa outside of protected areas, either by establishing new genetic reserves or encouraging their conservation in an on-farm context, as appropriate.

Following the establishment of the initial network of genetic reserves, the network needs to be expanded to include the wild relatives of as many other crops as practical, focusing first on crops that are most significant in terms of global food security and those that are particularly critical on a local level to some of the poorest sectors of society. We recommend that a full analysis of the kind undertaken for the case studies included in this study is undertaken for all ITPGRFA Annex 1 crop complexes to ensure that the Global Network encompasses the wild relatives of the full range of global priority food and agricultural crops.

As already noted in Section 3.3, this report makes recommendations for the highest priority wild relatives (i.e., those that are most likely to be of use in conventional plant breeding programmes and under greatest threat of genetic erosion) of 14 globally and regionally important crops. Populations of many of the highest priority taxa are scarce and occur in specific ecogeographic conditions; therefore, it is possible that many of these taxa do not share their habitats with other priority CWR taxa. However, this requires further investigation. In the long term, the Global Network should aim to conserve multiple taxa in the same sites where possible. Even if a more common and widespread taxon is found at a site identified for the conservation of a less common taxon, the value of the site will be vastly increased if both taxa can be actively conserved. It is important not to lose sight of the fact that many of the more common and widespread taxa may become more restricted in future; particularly in response to climate change. Furthermore, taxa that are not rare, but also not common can easily be overlooked in conservation planning.

The success of the Global Network of CWR Genetic Reserves will depend on a number of parallel and supporting activities to ensure that full and complementary conservation of high priority CWR is effected. Some key points to consider in this respect are highlighted below.

### **Systematic conservation of the highest priority CWR species**

Given that the global estimate for high priority CWR species may be as low as 700 (see section 1.4), which is less than 0.26% of the world's flora, there is an urgent imperative to identify and effectively conserve these critical species to underpin future worldwide food security, while ensuring that the conserved diversity is made available globally for use in crop improvement programmes.

### **Back-up *ex situ* duplication**

Associated with the establishment and implementation of the Global Network, there is a need to ensure *ex situ* back-up duplication of the conserved *in situ* diversity in appropriate national, regional and global gene banks. The ancillary benefit of establishing systematic collections will be the improved availability of CWR diversity for potential or actual utilization. Furthermore, complementary conservation (i.e., conservation using both *in situ* and *ex situ* techniques) is perhaps more critical now in the face of climate change, shifting ecosystems and habitat loss than ever before. While we can identify current locations of CWR populations, we cannot predict exactly where these populations may occur in 50 years time, or indeed whether they will exist at all. This does not negate the validity of establishing genetic reserves for taxa at the sites where they are known to occur now, but it does increase the justification and need for systematic collection and active *ex situ* management of CWR germplasm in tandem with the establishment of genetic reserves.

### **Consensus building between biodiversity and agrobiodiversity communities**

As already stressed, CWR conservation has been widely neglected, largely because the responsibility falls between the two conservation sectors—ecological conservation efforts are focused on rare or threatened wild species, while agricultural conservationists focus on crops. As any attempt to implement the Global Network and systematic *in situ* conservation of CWR species is likely to be focused on existing protected areas, it means that in the future, the biodiversity and agrobiodiversity communities will need to work much more closely together. Therefore, we strongly recommend that consensus-building activities are undertaken between the two communities, such as organization of joint conferences, collaboration in research and conservation projects, working on joint publications and establishment of joint national, regional and global conservation committees.

### **Implementation of the Global Strategy for CWR Conservation and Use**

The Global Strategy for CWR Conservation and Use lists a number of specific objectives and targets for the effective conservation and use of CWR diversity (see Annex 4). Some of the critical actions recommended in the Strategy that are particularly relevant in the context of the establishment of the Global Network are highlighted below.

#### ***Establish national CWR conservation strategies for individual countries***

Each country should be encouraged to systematically address conservation of their native CWR resources, with priority genetic reserves established and *ex situ* duplication of CWR diversity put in place. This should include:

- A national CWR inventory;
- Establishment of priority lists of national CWR species;
- Analysis of national patterns of CWR distribution;
- Assessment of current threats and conservation actions;
- Identification of priority sites for *in situ* and *ex situ* CWR conservation;
- Analysis of predicted climate change on priority CWR diversity;
- Compilation of national CWR conservation action plans.



### **Facilitation of CWR availability for breeders' use**

To help improve access to CWR diversity for breeders' use, there is a need to:

- Promote the use of CWR diversity for crop improvement;
- Develop strategies to ensure more reliable identification of wild species in gene banks;
- Improve CWR characterization and evaluation;
- Employ virtual or predictive characterization of CWR accessions using ecogeographic data and GIS techniques;
- Build genomic databases of known useful genes in the range of CWR;
- Improve techniques for transferring traits between species.

### **Increased public awareness**

There is a need to increase professional and public awareness of the importance of conserving CWR diversity and of the direct link between CWR diversity maintenance and food security.

### **Legislative basis of CWR conservation**

To promote sustainable *in situ* CWR conservation there is a need to encourage and facilitate stronger legislative protection of protected areas. This is particularly important for protected areas in Vavilov Centres of Origin/CWR hotspots or those that belong to the Global Network of CWR Genetic Reserves.

### **The strategic position of CWR diversity in the policy context**

The importance of CWR genetic resources is gradually gaining recognition and this is reflected in at least a few policy documents relating to PGR conservation (see Section 4.2.1); however, greater efforts are still needed to acknowledge CWR as a distinct component of national, regional and global genetic resources in PGR conservation policy as well as both agrobiodiversity and biodiversity conservation and utilization strategies.

### **Financing CWR diversity conservation**

As for all biodiversity conservation activities, funding for CWR conservation is limited. However, for CWR, as a specific component of biodiversity, it can be argued that the situation is worse than it is for other biodiversity groups because of the lack of attention that has been paid to them historically, largely due to the problem of the remit for their conservation falling in the gap between the PGRFA community and nature conservation community. It is critical that specific provision for the conservation of CWR diversity is made by national, regional and international funding bodies, both linked to the conservation of PGRFA and wild species and habitats in general. There is also a strong correlation between the sites identified as part of the Global Network and the Vavilov Centres of Origin and Diversity and these are almost exclusively located in developing countries where there may be limited technical and financial resources available to support this new global responsibility. Therefore, there is a need for developed countries to establish a funding mechanism to provide support to developing countries to assist them in the location and establishment of genetic reserve sites and in managing the sites as part of the Global Network. Further, they require financial support to study, describe, conserve and utilize their CWR diversity before further loss of species and genetic erosion occurs. Linked to the financing of CWR diversity conservation, there is a requirement to ensure the equitable sharing of the benefits that arise from CWR diversity exploitation.

### **CWR information dissemination**

There is an urgent need to ensure that information concerning CWR diversity, its conservation and actual or potential utilization is made readily available to the widest stakeholder community. Providing access to such information is critical, both for supporting effective and sustainable complementary CWR conservation, and to encourage and facilitate the use of CWR genetic diversity for crop improvement.

There have been some recent notable initiatives with the sole objective of improving the management of and access to CWR information. The Crop Wild Relative Information System (CWRIS – <http://www.pgrforum.org/cwr/cwrinfo.asp>) (Kell *et al.*, 2008b) is the first information management system that has been designed and created specifically to manage CWR conservation and use data and to facilitate access to its use. CWRIS consists of an information management model, which has been written in XML (extensible markup language) (see Moore *et al.*, 2005–2008, 2008) and a web-based searchable database to provide access to CWR data. Currently, taxa contained in the Catalogue of Crop Wild Relatives for Europe and the Mediterranean (Kell *et al.*, 2005) are accessible via CWRIS, but the system can be populated with any taxonomic data; therefore, national CWR inventory data from any country could be managed and accessed via CWRIS.

CWRIS also includes a system for linking existing datasets together; thus, it acts as a portal for accessing the vast array of dispersed information needed by conservation practitioners and plant breeders.

Another more recent and notable initiative in CWR information management is the CWR Global Portal (<http://www.cropwildrelatives.org/>), which was established within the framework of the project 'In situ conservation of crop wild relatives through enhanced information management and field application', implemented in five countries: Armenia, Bolivia, Madagascar, Sri Lanka and Uzbekistan. The CWR Portal provides public access to a CWR data index, which is a central database storing summary metadata from indexed external international datasets.

These initiatives are important steps towards improving CWR information management and dissemination, but limited financial resources mean that the sustainability of such systems is not guaranteed. Again, this reinforces the need for sufficient financial support to be available for the full range of CWR conservation activities, including the provision of information management systems that lie at the heart of all conservation and use activities.

### **Priority CWR research studies**

To support the actions proposed above, there are a number of particular areas of research that are needed to improve our knowledge of where to target CWR conservation efforts, how to conserve CWR that are found outside of protected areas (e.g., within an agricultural context), the causes of loss of CWR diversity, how climate change is likely to impact on CWR populations, how to involve local communities in the conservation and use of CWR, and addressing the taxonomic issues that underpin CWR conservation and use initiatives. Recommendations for priority research studies are outlined below.

#### **Gap analysis**

Gap analysis is an evidence-based means of targeting conservation activities, both *in situ* and *ex situ*, to ensure that limited resources are used efficiently and effectively. This technique has been used in the crop gene pool case studies presented in this study to target specific sites and/or areas for the *in situ* conservation of high priority CWR taxa. We recommend that precedence is given to systematically undertaking detailed *in situ* and *ex situ* gap analyses for the highest priority CWR taxa in the 77 major and minor food crop genera (as defined by Groombridge and Jenkins, 2002). A recent methodology for genetic gap analysis has been proposed by Maxted *et al.* (2008a) to systematically assess conservation requirements.

#### **CWR conservation outside of protected areas**

Many CWR taxa are found outside of protected areas, either in natural or semi-natural habitats that are not protected or in agricultural habitats where they may be found growing in association with the crop taxon. Strategic CWR conservation outside of protected areas is therefore needed. To this end, it would be beneficial to evaluate the success of existing schemes for wild plant species conservation in various regions of the world and to undertake a comparative agricultural, economic and biodiversity conservation study of different modes of promoting wild plant species conservation in arable fields; for example, comparing cessation of herbicide spraying on field headlands, field stripes, field blocks or even whole fields with normal herbicide usage. Conservation of CWR in agricultural contexts is likely to involve farmers and other members of local communities; therefore, the incorporation of CWR in on-farm conservation projects (i.e., in addition to landraces) should be promoted.

#### **Systematic Red Listing of CWR taxa**

The most commonly applied means of assessing threat to wild taxa is by applying the IUCN Red List criteria (IUCN, 2001); however, as stated above, CWR have thus far not been prioritized for assessment (apart from *Solanum* species—see Table 16). This situation should be rectified, particularly because: a) CWR are likely to be disproportionately and adversely impacted by current ecosystem instability and changes to anthropogenic environments, at least compared to non-CWR wild species found in more stable climax communities, and b) as a group, CWR are often over-looked as an element of biodiversity due to conservation priorities being established by agencies with a focus on rare and threatened species rather than those of actual or potential economic value to humankind. Therefore, there is a need to systematically apply the Red List criteria to CWR taxa, commencing with the highest priority taxa within the crop gene pools critical for global food security.

Although few CWR taxa have been globally Red Listed, some may be included in national Red Lists, usually because they are nationally rare or threatened and/or endemic species. As part of each country's national CWR strategy, a review of the national Red List (where it exists) should be undertaken to establish whether any of the taxa included are CWR. For nationally endemic taxa, reassessment using the IUCN Red List Categories and Criteria (Version 3.1) (IUCN, 2001) should



be relatively straightforward and these taxa can then be rapidly included in the IUCN Red List of Threatened Species. For non-endemic taxa, a coordinated approach between countries will be needed, making use of taxon experts and the available distribution data to undertake the assessments.

### **Genetic erosion**

As CWR diversity has not been systematically conserved in the past, there is limited understanding of the magnitude of CWR taxonomic (species) and genetic (allelic) erosion; therefore, we recommend that detailed genetic erosion assessment is undertaken for the crop gene pools included in this study (and any further crop groups treated in the future) using genetic time-series assessment techniques. This will involve the assessment of genetic variation within and between CWR populations that have been sampled and stored in *ex situ* collections and a comparison with fresh samples to learn how patterns of genetic diversity have changed over time. Such a study will obviously only be possible where *ex situ* stored germplasm is available for the CWR taxon and also will be limited by the number of samples available, the time period over which they have been collected and the representativeness of the samples. Nonetheless, in the absence of an alternative means of assessing CWR genetic erosion, this technique remains the best proxy for providing an indication of the scale and type of CWR genetic diversity loss that we may be dealing with.

### **Climate change**

Recent studies of the potential impact of climate change on plant species diversity (Thuiller *et al.*, 2006) and specifically CWR species (Jarvis *et al.*, 2008) have highlighted the expected dramatic impact on plant diversity, as well as the lack of consistency of impact, with some species being relatively unaffected and others likely to become extinct. Given that CWR diversity is likely to be an essential prerequisite for plant breeders to counter the impact of climate change on crops, it would be wise to undertake a broader survey of the predicted impact of climate change on the highest priority CWR taxa associated with the 77 major and minor food crops to assist in the formulation of appropriate conservation priorities and strategies.

### **Assisted migration in relation to climate change**

Assisted migration (McLachlan *et al.*, 2006; Biello, 2008; O'Neill *et al.*, 2008; Van der Veken *et al.*, 2008; <http://www.torreyaguardians.org/assisted-migration.html>) or assisted colonization (Hunter, 2007; Hoegh-Guldberg *et al.*, 2008) is a technique that is being used by the biodiversity conservation community to recommend the translocation of populations from locations threatened by climate change to sites possibly beyond their range margins to sites predicted by species–climate models to be less likely to be impacted by climate change. However, this remains a novel and complex technique that may involve economic, sociological and ethical considerations as well scientific considerations (see McLachlan *et al.*, 2007; Hellmann *et al.*, 2008; Mueller and Hellmann, 2008). Scientifically, not all species may be suited to translocation, for example those that have obligate relationships with specific pollinators, rhizobia or other complex biotic interactions, or those that might become invasive in their new host environment. However, assisted migration does offer a possible means of facilitating the continued evolution of CWR *in situ* in the changing environment. It would certainly be worth experimenting with the 700 global high priority CWR species (see section 1.4) to help mitigate the impact of climate change for these critical taxa.

### **Community-based use of CWR**

The conservation status of CWR is directly linked to local community-based land management. Local management can impact both positively and negatively on CWR diversity—some may be sustainably used while others may be over-harvested. Therefore, a study of patterns of community usage should be undertaken to identify how both CWR conservation and use might be promoted at the local community level. Associated with this study will be identification of the local community socio-economic factors and the micro- and macro-economic drivers of CWR diversity change.

### **Taxonomic issues**

It is worth noting the relatively large number of synonyms that exist for crop-related taxa and the difficulty is selecting one taxonomic classification that is agreed as the accepted classification by the majority of PGRFA specialists working on a particular crop group. Perhaps we should not be surprised that taxonomists have tended to repeatedly reinterpret the patterns of diversity in crop groups as they realise the importance of trying to give clear guidance to the PGRFA community. However, it is unfortunate that taxonomists have often failed to provide the necessary clarity and unity, making it complicated for the taxonomic product user to establish which classification should be used. This is not to underestimate the difficulty in arriving at taxonomic clarity and unity, but the users of taxonomic products do require

taxonomists to provide a helpful lead. Similar criticism could equally be levelled at the PGRFA community itself, in that it is well established that the Harlan and de Wet (1971) Gene Pool (GP) concept should be applied to identify priority CWR taxa; yet the concept has not even been proposed for all of the major crops and there is no central point from which a list of the published GP concepts available can be retrieved. It would be extremely beneficial to establish a website where PGRFA scientists could lodge views of GP concepts when they are published. This would clearly help non-experts on a particular crop complex to establish which are the crop's wild relatives and the relative degree of relationship of the taxa to the crop (primary, secondary and tertiary wild relatives).

### **Concluding remark**

Finally, the central proposition should be stressed: climate change presents a new degree of threat to global food security, CWR contain the genetic diversity that can at least partially mitigate this threat, yet CWR themselves are in turn threatened. Knowledge, experience and techniques are available to adequately conserve and use CWR diversity for the benefit of humankind—all that is required now is the will to act.





## REFERENCES

Adams, K.R. (1994). A regional synthesis of *Zea mays* in the prehistoric American South-west. In: Corn and culture in the prehistoric New World (eds. Johannessen, S. and Hastorf, C.A.). pp 273–302. Westview Press, Boulder, Colorado.

Aggarwal, P.K., Kropff, M.J., Cassman, K.G. and ten Berge, H.F.M. (1997). Simulating genetic strategies for increased rice yield potential in irrigated, tropical environments. *Field Crops Research*, 51: 5–17.

Aghaee-Sarbarzeh, M., Ferrahi, M., Singh, S., Singh, H., Friebe, B., Gill, B.S. and Dhaliwal, H.S. (2002). Phi-induced transfer of leaf and stripe rust-resistance genes from *Aegilops triuncialis* and *Ae. geniculata* to bread wheat. *Euphytica*, 127: 377–382.

Agnihotri, R.K. and Palni, L.M.S. (2007). On-farm conservation of landraces of rice (*Oryza Sativa* L.) through cultivation in the Kumaun region of Indian Central Himalaya. *Journal of Mountain Science*, 4(4): 354–360.

AGPC (2008). Grassland Index. FAO Crop and Grassland Service, FAO, Rome, Italy. Available at: <http://www.fao.org/ag/agp/agpc/doc/Gbase/mainmenu.htm> [Accessed 22 October 2008].

Ahn, S.N., Suh, J.P., Oh, C.S., Lee, S.J. and Suh, H.S. (2002). Development of introgression lines of weedy rice in the background of Tongil-type rice. *Rice Genetics Newsletter*, 19:14.

Akano, A.O., Dixon, A.G.O., Mba, C., Barrera, E. and Fregene, M. (2002). Genetic mapping of a dominant gene conferring resistance to cassava mosaic disease. *Theoretical and Applied Genetics*, 105: 521–525.

Akimoto, M., Shimamoto, Y. and Morishima, H. (1999). The extinction of genetic resources of Asian wild rice, *Oryza rufipogon* Griff.: a case study in Thailand. *Genetic resources and Crop Evolution*, 46: 419–425.

Akiyama, Y., Goel, S., Chen, Z., Hanna, W.W. and Ozias-Akins, P. (2006). *Pennisetum squamulatum*: is the predominant cytotype hexaploid or octaploid? *Journal of Heredity*, 97(5): 521–524.

Akopian, J.A. and Gabrielyan, I.G. (2008). On high-mountain pea, *Vavilovia formosa* (Stev.) Fed. (*Fabaceae*) in Armenia. *Crop wild relative*, 6: 26–27.

Al-Atawneh, N., Amri, A., Assi, R. and Maxted N. (2008). Management plans for promoting *in situ* conservation of local agrobiodiversity in the West Asia centre of plant diversity. In: *Crop Wild Relative Conservation and Use* (eds. Maxted, N., Ford-Lloyd, B.V., Kell, S.P., Iriondo, J., Dulloo, E. and Turok, J.). Pp. 338–361. CABI Publishing, Wallingford.

Ali, S.M., Sharma, B. and Ambrose, M.J. (1994). Current status and future strategy in breeding pea to improve resistance to biotic and abiotic stresses. *Euphytica*, 73: 115–126.

Allem, A.C. (1989). Four new species of *Manihot* (*Euphorbiaceae*) from Brazil. *Revista Brasileira de Biologia* 49: 649–662.

Allem, A.C. (1999). A new species of *Manihot* (*Euphorbiaceae*) from the Brazilian Amazon. *International Journal of Plant Science*, 160(1): 181–187.

Allem, A.C., Mendes, R.A., Salomão, A.N. and Burle, M.L. (2001). The primary gene pool of cassava (*Manihot esculenta* Crantz subspecies *esculenta*, *Euphorbiaceae*). *Euphytica*, 120: 127–132.

Alston, F.H. (1977). Practical aspects of breeding for mildew (*Podosphaera leucotricha*) resistance in apples. *Proceedings of Eucarpia Fruit Section. Symposium VII. 7–10 September 1976. Wageningen*: 4–17.

Altieri, M.A. (2001). Agriculture, traditional. In: *Encyclopaedia of Biodiversity*, Vol: 1. Pp. 109–118. Academic Press, New York.

Amante-Bordeos, A., Sitch, L.A., Nelson, R., Dalmacio, R.D., Oliva, N.F., Aswidinnoor, H. and Leung, H. (1992). Transfer of bacterial blight and blast resistance from the tetraploid wild rice *O. minuta* to cultivated rice, *O. sativa*. *Theoretical and Applied Genetics*, 84: 345–354.

Ambrose, M.J. (1992). Making use of exotic germplasm: Improving the odds. In: 1st European conference on grain legumes. Pp. 39–40. European Association for Grain Legume Research, Paris.

Ambrose, M.J., Weeden, N.F. and Simon, C.J. (1997). *Pisum* spp. conserved resources, priorities for collection and future prospects. International Food Legume Research Conference III, Adelaide, Australia, September, 1997.

Amri, A., Ajlouni, M., Assi, R., Sbeih, Y., Saad, A., Khoury W. and Khnifes A. (2008a). Major Achievements of the West Asia Dryland Agrobiodiversity Conservation Project. Proceedings of the International Conference on promoting communitydriven *in situ* conservation of dryland agrobiodiversity. ICARDA, Aleppo, Syria.

Amri, A., Monzer, M., Al-Oqla, A., Atawneh, N., Shehadeh, A. and Konopka, J. (2008b). Status and Treats to Natural Habitats and Crop Wild Relatives in Selected Areas in West Asia Region. Proceedings of the International Conference on promoting communitydriven *in situ* conservation of dryland agrobiodiversity. ICARDA, Aleppo, Syria.

Amurrio, J.M., de Ron, A.M., and Zeven, A.C. (1995). Numerical taxonomy of Iberian pea landraces based on quantitative and qualitative characters. *Euphytica*, 82:195–205.

Anderson S., Kusík T. and Radford E., (Eds.) (2005). Important Plant Areas in Central and Eastern Europe. Plantlife International.

Anikster, Y., Feldman, M. and Horovitz, A. (1997). The Ammiad experiment. In: Plant genetic conservation: the *in situ* approach (eds. Maxted, N., Ford-Lloyd, B.V. and Hawkes, J.G.). Pp. 239–253. Chapman and Hall, London.

Anonymous (2000). The Gran Canaria Declaration. Botanic Gardens Conservation International, Richmond, Surrey.

Anonymous (2004). The Official Yearbook of the United Kingdom of Great Britain and Northern Ireland. Her Majesty's Stationery Office, London.

Antoine, H. (2004). Crop wild relative inventory of the Seychelles. Unpublished MSc Thesis, University of Birmingham, Birmingham

Arias, G., Reiner, L., Penger, A. and Mangstl, A. (1983). Directory of barley cultivars and lines. Verlag Eugen Ulmer. Stuttgart, Germany.

Ariyanayagam, R.P., Rao, A.N. and Zavery, P.P. (1995). Cytoplasmic-genic male-sterility in interspecific matings of *Cajanus*. *Crop Science*, 35: 981–985.

Asiedu, R., Hahn, S.K., Bai, K.V., and Dixon, A.G.O. (1992). Introgression of genes from wild relatives into cassava. In: Proceedings of the Fourth Triennial Symposium of the International Society of Tropical Root Crops – Africa Branch held in Kinshasa, Zaire, 1989 (eds. Akoroda, M.O. and Arene, O.B.). Pp. 89– 91. ISTRC-AB/IDRC/CTA/IITA

Astley, D. (1991). Exploration: methods and problems of exploration and field collecting. In: Genetic conservation of world crop plants (ed. Hawkes, J.G.). Pp. 11–22. Academic Press, London.

Austin, D.F. (1978). The *Ipomoea batatas* complex—I. Taxonomy. *Bulletin of the Torrey Botanical Club*, 105(2): 114–129.

Austin, D.F. (1992). Seeds in some poorly known species of *Ipomoea* section *Batatas* (*Convolvulaceae*). *Bulletin of the Torrey Botanical Club*, 119(2): 142–144.

Austin, D.F. (1997). Convolvulaceae (Morning Glory Family). Published on WWW at <http://ag.arizona.edu/herbarium/personnel/daustin/ameripomoea.html> [Accessed 05 May 2008].

Austin, D.F., Puente, F. de la and Contreras, J. (1991). *Ipomoea tabascana*, an endangered tropical species. *Economic Botany*, 45: 435.

Avagyan, A. (2008). Crop wild relatives in Armenia: diversity, legislation and conservation issues. In: Maxted, N., Ford-Lloyd, B.V., Kell, S.P., Iriondo, J., Dulloo, E. and Turok, J. (eds.) *Crop Wild Relative Conservation and Use*. Pp. 58–68. CABI Publishing, Wallingford.

Avivi, L. (1978). High grain protein content in wild tetraploid wheat *Triticum dicoccoides* Körn. *Proceedings of 5th international Wheat Genetic Symposium, New Delhi*. 372–380.

Ayala, L., van Ginkel, M., Khairallah, M., Keller, B. and Henry, M. (2001). Expression of *Thinopyrum intermedium*-derived barley yellow dwarf virus resistance in elite wheat backgrounds. *Phytopathology*, 91: 55–62.

Barone, A. and Ng, N.Q. (1990). Embryological study of crosses between *Vigna unguiculata* and *V. vexillata*. In: *Cowpea Genetic Resources* (eds. Ng, N.Q. and Monti, L.M.). pp 151–161. IITA, Ibadan, Nigeria.

Barone, A. Delgiudice, A. and Ng, N.Q. (1992). Barriers to interspecific hybridization between *Vigna unguiculata* and *Vigna vexillata*. *Sexual Plant Reproduction* 5(3): 195–200.

Bartos, P., Sip, V., Chrpova, J., Vacke, J., Stuchlikova, E., Blazkova, V., Sarova, J. and Hanzalova, A. (2002). Achievements and prospects of wheat breeding for disease resistance. *Czech Journal of Genetics and Plant Breeding*, 38: 16–28.

Baudoin, J.P. and Maréchal, R. (1991). Taxonomy and wide crosses of pulse crops, with special reference to *Phaseolus* and *Vigna*. In: *Crop Genetic Resources of Africa* (eds. NG N.Q., Perrino P., Attere F. and Zedan H.). Vol. II. Pp. 287–299. IBPGR, Rome.

Baudoin, J.P. Rocha, O.J., Degreef, J., Zoro, Bi I., Ouédraogo, M., Guarino, L. and Toussaint, A. (2008). *In situ* conservation strategy for wild Lima bean (*Phaseolus lunatus* L.) populations in the Central Valley of Costa Rica: a case study of short-lived perennial plants with a mixed mating system. In: Maxted, N., Ford-Lloyd, B.V., Kell, S.P., Iriondo, J., Dulloo, E. and Turok, J. (eds.) *Crop Wild Relative Conservation and Use*. Pp. 364–379. CABI Publishing, Wallingford.

Baum, M., Grando, S., Backes, G., Jahoor, A., Sabbagh, A. and Ceccarelli, S. (2003). QTLs for agronomic traits in the Mediterranean environment identified in recombinant inbred lines of the cross *Arta* x *H. spontaneum* 41–1. *Theoretical and Applied Genetics*, 107: 1215–1225.

Bautista, N.S., Solis, R., Kamijima, O. and Ishii, T. (2001). RAPD, RFLP and SSLP analyses of phylogenetic relationships between cultivated and wild species of rice. *Genes, Genetics and Systematics*, 76: 71–79

Beentje, H.J., Adams, B. and Davis, S.D. (1994). Regional overview: Africa. In: *Centres of plant diversity: a guide and strategy for their conservation*. Volume 1 (Eds. Davis, S., Heywood, V.H. and Hamilton, A.C.). Pp. 101–118. WWF and International Union for Conservation of Nature and Natural Resources, Gland, Switzerland.

Bellon, M.R., Pham, J.-L. and Jackson, M.T. (1997). Genetic conservation: a role for rice farmers. In: *Plant genetic conservation: the in situ approach* (eds. Maxted, N., Ford-Lloyd, B.V. and Hawkes J.G.). Pp. 263–289. Chapman and Hall, London.

Bendremer, J.C.M., and Dewar, RE. (1994). The advent of prehistoric maize in New England. In: *Corn and Culture in the Prehistoric New World* (eds. Johannessen S. and Hastorf, C.A.). Pp. 369–394. Westview Press Inc., Boulder, Colorado.

Bennett, S. and Maxted, N. (1997). An ecogeographic analysis of the *Vicia narbonensis* complex. *Genetic Resources and Crop Evolution*, 44: 411–428.



- Ben-Ze'ev, N. and Zohary, D. (1973). Species relationships in the genus *Pisum* L. *Israel Journal of Botany*, 22: 73–91.
- Bernacchi, D., Beck-Bunn, T., Emmatty, D. and Inai, S. (1998). Advanced backcross QTL analysis of tomato. II. Evaluation of near-isogenic lines carrying single-donor introgressions for desirable wild QTL alleles derived from *Lycopersicon hirsutum* and *L. pimpinellifolium*. *Theoretical and Applied Genetics*, 97: 170–180.
- Berzonsky, W.A., Hartel, K.D., Kianian, S.F. and Leach, G.D. (2004). Registration of four synthetic hexaploid wheat germplasm lines with resistance to *fusarium* head blight. *Crop Science*, 44: 1500–1503. Bessey, C.E. (1906). Crop improvement by utilizing wild species. *American Breeders' Association*, 11: 112–118.
- Bhattacharjee, R., Khairwal, I.S., Bramel, P.J. and Reddy, K.N. (2007). Establishment of a pearl millet [*Pennisetum glaucum* (L.) R. Br.] core collection based on geographical distribution and quantitative traits. *Euphytica*, 155, 35–45.
- Biello, D. (2008). Deporting plants and animals to protect them from climate change. *Scientific American*, 7: 17–2008.
- Bioversity International (2006). *Crop wild relatives*. Bioversity International, Rome.
- Bioversity International (2008). <http://bananas.bioversityinternational.org/> [Accessed 05 May 2008].
- Bird, R Mck. (1980). Maize evolution from 500 B.C to the present. *Biotropica*, 12(1): 30–41.
- BirdLife International (2008). <http://www.birdlife.org/action/science/sites/> [Accessed 16 May 2008].
- Bisht, M.S. and Mukai, Y. (2001). Genomic *in situ* hybridization identifies genome donor of finger millet (*Eleusine coracana*). *Theoretical and Applied Genetics*, 102: 825–832.
- Bisht, M.S. and Mukai, Y. (2002). Genome organization and polyploid evolution in the genus *Eleusine* (*Poaceae*) *Plant Systematics and Evolution*, 233: 243–258.
- Blair, M.W., Iriarte, G. and Beebe, S.E. (2003). QTL analysis of an Andean advanced backcross population for yield traits derived from wild *P. vulgaris*. *Annual Report of Bean Improvement Cooperative*, 46: 7–9.
- Blair, M.W., Iriarte, G. and Beebe, S.E. (2006). QTL analysis of yield traits in an advanced backcross population derived from a cultivated Andean x wild common bean (*Phaseolus vulgaris* L.) cross. *Theoretical and Applied Genetics*, 112: 1149–1163.
- Bohac, J.R. and Dukes, P.D. (1995). Sweet potato, *Ipomoea batatas* (*Convolvulaceae*). In: Smartt, J. and Simmonds, N.W. (1995) *Evolution of Crop Plants*, Pp. 57–62. Longman Group, Harlow, Essex.
- Bohs, L. (1998). *Solanum ovumfringillae*. In: IUCN 2008. 2008 IUCN Red List of Threatened Species, <http://www.iucnredlist.org>. Downloaded on 21 November 2008.
- Boissier, E. (1872). *Flora Orientalis*, Vol. 2. Pp. 622–624. H. Georg, Geneva & Basel.
- Bond, D.A. (1995). Faba bean: *Vicia narbonensis* L. (*Leguminosae*). In: *Evolution of crop plants*, 2nd edition (eds. Smartt, J. and Simmonds, N.W.). Pp. 312–316. Longman Group, Harlow, Essex.
- Bonierbale, M., Guevara, C., Dixon, A.G.O., Ng, N.Q., Asiedu, R. and Ng, S.Y.C. (1997). Cassava. In: Fuccillo, D., L. Sears and P. Stapleton (eds.), *Biodiversity in Trust*. Pp. 1–20. Cambridge University Press, Cambridge.
- Bonn, A., Rodrigues, A.S.L. and Gaston, K.J. (2002). Threatened and endemic species: are they good indicators of patterns of biodiversity on a national scale? *Ecology Letters*, 5: 733–741.



Borrini-Feyerabend, G. (1996). Collaborative Management of Protected Areas: Tailoring the approach to the context, IUCN, Gland, Switzerland.

Bothmer, R. von and Jacobsen, N. (1985). Origin, taxonomy, and related species. In: Rasmusson, D.C. (ed.), Barley. ASA Monograph No. 26, 19–56.

Bothmer, R. von, Jacobsen, N., Baden, C., Jørgensen, R.B. and Linde-Laursen, I. (1995). An ecogeographical study of the genus *Hordeum*. 2nd edition. Systematic and Ecogeographic Studies on Crop Gene pools 7. International Plant Genetic Resources Institute, Rome.

Bottenburg, H. and Singh B.B. (1997). Effect of neem leaf extract, applied using the 'broom' method, on cowpea pests and yield. International Journal of Pest Management, 42(3): 207–210.

Bradshaw, J.E. and Ramsey, G. (2005). Utilization of the Commonwealth Potato Collection in Potato Breeding. Euphytica 146, 9–19.

Bradshaw, J.E., Bryan, G.J. and Ramsay, G. (2006). Genetic resources (including wild and cultivated *Solanum* species) and progress in their utilization in potato breeding. Potato Research, 49, 49–65.

Bramel-Cox, P.J., Andrews, D.J. and Frey, K.J. (1986). Exotic germplasm for improving grain yield and growth rate in pearl millet. Crop Science, 26: 687–690.

Brar, D.S. (2005). Broadening the gene pool of rice through introgression from wild species. In: Rice is life: scientific perspectives for the 21st century. Proceedings of the World Rice Research Conference held in Tsukuba, Japan, 4–7 November 2004, (eds. Toriyama, K., Heong, K.L. and Hardy, B.). Pp. 157–160. International Rice Research Institute, Philippines.

Brar, D.S., Dalmacio, R., Elloran, R., Aggarwal, R., Angeles, R. and Khush, G.S. (1996). Gene transfer and molecular characterization of introgression from wild *Oryza* species into rice. In: Rice genetics III. pp. 477–486. International Rice Research Institute, Manila, Philippines.

Brar, D.S. and Khush, G.S. (1997). Alien introgression in rice. Plant Molecular Biology, 35: 35–47.

Breassani, R. (1985). Nutritive value of cowpea. In: Cowpea Research, Production and Utilization (Eds. Singh S.R. and Rachie K.O.). Pp. 353–359. John Wiley and Sons Ltd., Chichester.

Brondani, L.R. and Ferreira, M.E. (2002). QTL mapping and introgression of yield-related traits from *Oryza glumaepatula* to cultivated rice (*Oryza sativa*) using microsatellite markers. Theoretical and Applied Genetics, 104: 1102–1203.

Brooks, T.M., Bakarr, M.I., Boucher, T., Da Fonesca G.A.B., Hilton-Taylor, C. and Hoekstra, J.M. (2004). Coverage provided by the global protected area system: is it enough? Bioscience, 54: 1081–1091.

Brown, A.G. (1975). Apples. In: Advances in fruit breeding (eds. Janick, J. and Moore, I.N.). Pp. 3–37. Purdue Univ. Press, West Lafayette, USA.

Brummitt, R.K. (1992). (Compiler) Vascular plant families and genera. Database. RBG Kew, UK.

Brunken, J.N. (1977). A systematic study of Pennisetum sect. Pennisetum (*Gramineae*). American Journal of Botany, 64, 161–176.

Bryan, G.T., Wu, K.S., Farrall, L., Jia, Y., Hershey, H.P., *et al.* (2000). A single amino acid difference distinguishes resistant and susceptible alleles of the rice blast resistance gene Pita. Plant Cell, 12: 2033–2045.

Budin, K. (1973). The use of wild species and primitive forms in agricultural crop breeding in the USSR. In: Proceedings of a conference on European and regional gene banks (eds. Hawkes J.G. and W Lange, W.). Pp. 87–97. Wageningen (Netherlands).

Burbank, L. (1914). How plants are trained to work for man Volume 1 New York: P. F. Collier and Son. 302.

Cai, X. (1994). Chromosome translocations in the common wheat variety Amigo. *Hereditas*, 121: 199–202.

Cai, X., Chen, P.D., Xu, S.S., Oliver, R.E. and Chen X. (2005). Utilization of alien genes to enhance *fusarium* head blight resistance in wheat: A review. *Euphytica*, 142: 309–318,

Carpenter, D. (2005). The *in situ* conservation of rice plant genetic diversity: a case study from a Philippine Barangay. *Agriculture and Human Values*, 22(4): 421–434.

Carreel, F. (1994). Etude de la diversité des bananiers (genre *Musa*) à l'aide des marqueurs RFLP. Thèse de l'Institut National Agronomique Paris-Grignon. 90pp.

Carreel, F., Fauré, S., González de León, D., Lagoda, P.J.L., Perrier, X., Bakry, F., Tézenas du Montcel, H., Lanaud C. and Horry, J.P. (1994). Evaluation of the genetic diversity in diploid bananas (*Musa* sp.). *Genetics, selection, evolution*, 26 (Supplement 1): 125s–136s.

Carter, T.E., Jr., Huie, E.B., Burton, J.W., Farmer, F.S. and Gizlice Z. (1995). Registration of Pearl soybean. *Crop Science*, 35: 1713.

Carvalho, L.d'A.F. (1998). *Solanum* spp. In: IUCN 2008. 2008 IUCN Red List of Threatened Species, <http://www.iucnredlist.org>. Downloaded on 21 November 2008.

CBD (1992). Convention on Biological Diversity. Secretariat of the Convention on Biological Diversity, Montreal, Quebec, Canada.

CBD (2002a). Global Strategy for Plant Conservation. Secretariat of the Convention on Biological Diversity, Montreal, Quebec, Canada.

CBD (2002b). Strategic Plan for the Convention on Biological Diversity. Secretariat of the Convention on Biological Diversity, Montreal, Quebec, Canada.

CCRP (2008). Sorghum and pearl millet genetic resources for increased adaptation to diverse production environments in West Africa. Collaborative Crop Research Program, The McKnight Foundation. [http://mcknight.ccrp.cornell.edu/projects/WAF\\_sorghum/sorghum\\_millet\\_project.html](http://mcknight.ccrp.cornell.edu/projects/WAF_sorghum/sorghum_millet_project.html) [Accessed 21 October 2008].

Celarier, R.P. (1958). Cytotaxonomic notes on the subsection Halepensis of the genus *Sorghum*. *Bulletin Torrey Botanical Club*, 85: 49–62.

Cermankova, L., Sharpe, A., Trick, M., Bechyne, M. and Lydiate, D. (1999). Genetic analysis of quantitative traits in *Brassica napus* using substitution lines. <http://www.regional.org.au/au/gcirc/4/542.htm> [Accessed 29 July 2008].

Chan, K.M.A., Shaw, M.R., Cameron, D.R., Underwood, E.C. and Daily, G.C. (2006). Conservation planning for ecosystem services. *PLoS Biology*, 4(11): e379 doi:10.1371/journal.pbio.0040379.

Chang, T.T. (1976). The origin, evolution, cultivation, dissemination, and diversification of Asian and African rices. *Euphytica*, 25: 425–441.

Chang, T.T. (1995). Rice. In: *Evolution of Crop Plants* (eds. Smartt, J. and Simmonds, N.W.). Pp. 147–155. Longman, Harlow, UK.



Chapman, S.C. and Barreto, H.J. (1996). Using simulation models and spatial databases to improve the efficiency of plant breeding programs. In: Plant Adaptation and Crop Improvement (eds. Cooper, M. and Hammer G.L.). pp 563–587. CAB International, Wallingford, U.K.

Cheesman, E.E. (1950). Classification of the bananas. III: Critical notes on species. *Kew Bulletin*, 5: 27–28.

Cheffings, C. (2004). New plant status lists for Great Britain. *BSBI News*, 95: 36–43.

Cheffings, C.M. and Farrell, L., (Eds.) (2005). The vascular plant red data list for Great Britain. *Species Status*, 7: 1–116. Joint Nature Conservation Committee, Peterborough.

Chen, G., Li, C., Shi, Y. and Nevo, E. (2008). Wild Barley, *Hordeum spontaneum*, a Genetic Resource for Crop Improvement in Cold and Arid Regions. *Sciences in Cold and Arid Regions*, 1: 0115–0124.

Chen, L.J., Lee, D.S., Song, Z.P., Suh, H.S. and Lu, B.R. (2004). Gene flow from cultivated rice (*Oryza sativa*) to its weedy and wild relatives. *Annals of Botany*, 93: 67–73.

Cheng, C., Tsuchimoto, S., Ohtsubo, H. and Ohtsubo, E. (2002). Evolutionary relationships among rice species with AA genome based on SINE insertion analysis. *Genes, Genetics and Systematics*, 77: 323–334.

Chevalier, A. (1944). La dolique de Chine en Afrique. *Review of Botany and Applied Agriculture of the Tropics*, 24: 128–152.

Chu, Y.E. and Oka, H.I. (1970). Introgression across isolating barriers in wild and cultivated *Oryza* species, *Evolution*, 24: 135–144.

CIAT (2006). CIAT Annual Report 2006. CIAT, Cali, Colombia.

CIMMYT (2004). Wild wheat relatives help boost genetic diversity. International Maize and Wheat Improvement Centre. Available online: [http://www.cimmyt.org/english/wps/news/wild\\_wht.htm](http://www.cimmyt.org/english/wps/news/wild_wht.htm) [Accessed 03 March 2009].

CIP, (no date). Centro Internacional de la Papa (International Potato Centre) website, <http://www.cipotato.org/sweetpotato/> [Accessed 14 July 2008].

Clausen, A.M. and Spooner, D.M. (1998). Molecular support for the hybrid origin of the wild potato species *Solanum x rechei*. *Crop science*, 38: 858–865.

Clayton, W.D., Harman, K.T. and Williamson, H. (2008). GrassBase – The Online World Grass Flora. <http://www.kew.org/data/grasses-db.html> [Accessed 14 July 2008].

Clement, S.L., Hardie, D.C. and Elberson, L.R. (2002). Variation among accessions of *Pisum fulvum* for resistance to pea weevil. *Crop Science*, 42(6): 2167–2173.

Clos, D. (1898). Les *Vicia narbonensis* L. et *serratifolia* Jacq. espèces autonomes. *Bulletin de Societe Botanique de France*, 45 (3. Sér. 5): 380–385.

Cohen, J.I. and Galinat, W.C. (1984). Potential use of alien germplasm for maize improvement. *Crop Science*, 24: 1011–1015.

Collins, W.W. (1995). Sweet potato, NewCROP FactSHEET, Centre for New Crops and Plant Products, Purdue University. Available at: <http://www.hort.purdue.edu/newcrop/cropfactsheets/sweetpotato.html> [Accessed 14 July 2008].

Colmer, T.D., Flowers, T.J. and Munns, R., (2006). Use of wild relatives to improve salt tolerance in wheat. *Journal of Experimental Botany*, 57(5): 1059–1078.

Concibido, V.C., Vallee, B.L., Mclaird, P., Pineda, N., Meyer, J., Hummel, L., Yang, J., Wu, K. and Delannay, X. (2003). Introgression of a quantitative trait locus for yield from Glycine soja into commercial soybean cultivars. *Theoretical and Applied Genetics*, 106: 575–582.

Constantine, D. and Rossel, G. (2008). The *Musaceae*. <http://www.users.globalnet.co.uk/~drc/> [Accessed 14 July 2008].

Cook, F.E.M. (1995). *Economic Botany Data Collection Standards*. Royal Botanic Gardens, Kew.

Coulibaly S., Pasquet, R.S., Papa, R. and Gepts, P. (2002). AFLP analysis of the phenetic organization and genetic diversity of *Vigna unguiculata* L. Walp reveals extensive gene flow between wild and domesticated types. *Theoretical and Applied Genetics*, 104: 358–366.

Cox, T.S. and Hatchett, J.H. (1994). Hessian Fly-Resistance Gene H26 Transferred from *Triticum tauschii* to Common Wheat. *Crop Science*, 34: 958–960.

Cox, T.S., Hatchett, J.H., Gill, B.S., Raupp, W.J. and Sears, R.G. (1990). Agronomic performance of hexaploid wheat lines derived from direct crosses between wheat and *Aegilops squarrosa*. *Plant Breeding*, 105: 271–277.

Cox, T.S., House, L.R. and Frey, K.J. (1984). Potential of wild germplasm for increasing yield of grain sorghum. *Euphytica*, 33: 673–684.

Cox, T.S., Raup, W.J. and Gill, B.S. (1994). Leaf rust-resistance genes Lr41, Lr42, and Lr43 transferred from *Triticum tauschii* to common wheat. *Crop Science*, 34: 339–343.

Cox, T.S., Sears, R.G., Bequwte, R.K. and Martin, T.J. (1995). Germplasm enhancement in winter wheat x *Triticum tauschii* backcross populations. *Crop Science*, 35: 913–919.

Crouch, J.H., Vuylsteke, D. and Ortiz, R. (1998). Perspectives on the application of biotechnology to assist the genetic enhancement of plantain and banana (*Musa* spp.). *Electronic Journal of Biotechnology*, 1(1): 11–22.

Crouch, J.H., Crouch, H.K., Constandt, H., Van Gysel, A., Breyne, P., Van Montagu, M., Jarret, R.L. and Ortiz, R. (1999). Comparison of PCR-based molecular marker analyses of *Musa* breeding populations. *Molecular Breeding*, 5(3): 233–244

Cubero, J.I. (1972). On the evolution of *Vicia faba* L. *Theoretical and Applied Genetics*, 45: 48–51.

Cummins, I.N. and Aldwinckle, H.S. (1979). Breeding tree crops. In: *Biology and breeding for resistance to arthropods and pathogens in agricultural plants* (ed. Harris M.K.). Pp. 528–545. Texas Agricultural Experiment Station, Texas A and M University.

Cunningham, A.B. (1993). *African medicinal plants: setting priorities at the interface between conservation and primary healthcare*. UNESCO, Paris.

Dalmacio, R., Brar, D.S., Ishii, T., Sitch, L.A., Virmani, S.S. and Khush, G.S. (1995). Identification and transfer of a new cytoplasmic male sterility source from *Oryza perennis* into indica rice (*O. sativa*). *Euphytica*, 82: 221–225.

Dalmacio, R.D., Brar, D.S., Virmani, S.S. and Khush, G.S. (1996). Male sterile line in rice (*Oryza sativa*) developed with *O. glumaepatula* cytoplasm. *International Rice Research Newsletter*, 21: 22–23.

Daniells, J., Jenny, C., Karamura, D and Tomekpe, K. (2001). *Musalogue: a catalogue of Musa germplasm*. Diversity in the genus *Musa* (compilers Arnaud, E. and Sharrock, S.). International Network for the Improvement of Banana and Plantain, Montpellier, France.

D'Arcy, W.G., (ed.) (1986). *Solanaceae: Biology and Systematics*. Columbia University Press, New York.





D'Arcy, W.G. (1991). The Solanaceae since 1976, with a review of its bibliography. In: Solanaceae III: Taxonomy, Chemistry and Evolution (eds. Hawkes, J.G., Lester, R.N., Nee, M. and Estrada-R., N.). pp 75–138. Royal Botanic Gardens, Kew, London.

Darwin, C. (1859). On the origin of the species by means of natural selection. John Murray Publishers, London.

Darwin, C. (1868). The variation of animals and plants under domestication. John Murray Publishers, London.

Davis, P.H. (1970). *Pisum* L. In: Flora of Turkey and the East Aegean Islands, Vol. 3 (ed. P.H. Davis). Pp. 370–373. Edinburgh University Press, Edinburgh.

Davis, P.H. and Plitmann, U. (1970). *Vicia* L. In: Flora of Turkey and the East Aegean Islands, Vol. 3 (ed. Davis, P.H.). Pp. 274–325. Edinburgh University Press, Edinburgh.

Davis, S.D., Droop, S.J.M., Gregerson, P., Henson, L., Leon, C.J., Lamlein Villa-Lobos, J., Synge, H. and Zantovska, J. (1986). Plants in Danger: What Do We Know? International Union for Conservation of Nature and Natural Resources, Gland, Switzerland.

De Candolle, A.L.P.P. (1855). Géographie botanique raisonnée. Victor Masson, Paris.

De Langhe, E.A.L. (1996). Banana and Plantain: The earliest fruit crop? In: Networking Banana and Plantain. INIBAP Annual Report 1995. Pp. 6–8. INIBAP, Montpellier, France.

De Langhe, E.A.L. and De Maret, P. (1999). Tracking the banana: its significance in early agriculture. In: The prehistory of food. Appetites for change (eds. Gosden, C. and Mather, J.). Pp. 377–396. Routledge, London.

De Wet, J.M.J. (1978). Systematics and evolution of Sorghum Sect. Sorghum (*Gramineae*). American Journal of Botany, 65: 477–484.

De Wet, J.M.J. (1995a). Finger millet, *Eleusine coracana* (*Graminae-Eragrostidae*). In: Smartt, J. and Simmonds, N.W. (1995). Evolution of Crop Plants, Pp. 137–140.

De Wet, J.M.J. (1995b). Pearl millet, *Pennisetum glaucum* (*Gramineae-Panicaceae*). In: Smartt, J. and Simmonds, N.W. (1995). Evolution of Crop Plants, Pp. 156–159.

De Wet, J.M.J. and Huckabay, J.P. (1967). The origin of Sorghum bicolor. II Distribution and domestication. Evolution, 21: 787–802.

De Wouw, M. van, Enneking, D., Robertson, L.D. and Maxted, N. (2001). Vetches (*Vicia* L.). In: Plant Genetic Resources of Legumes in the Mediterranean (Eds. Maxted, N. and Bennett, S.J.). Pp. 132–157. Kluwer, Dordrecht.

Debouck, D. (2001). Perspectives on *in situ* conservation of wild relatives of crops in Latin America. In: *In Situ* Conservation research (ed. Vaughan, D.). Pp. 19–42. MAFF, Tsukuba, Japan.

Defra (2004a). Plant Variety Rights Office and Seeds Division Seed Trader's Annual return for year ended 30 June 2003. Defra, London.

Defra (2004b). Seed Traders' Annual Return – Year ended 30 June 2004. Plant Variety Rights Office and Seeds Division, Defra, London.

Delibes, A., Romero, D., Aguaded, S., Duce, A., Mena, M., López-Braña, I., Andrés, M.F., Martín-Sánchez, J.A. and García-Olmedo, F. (1993). Resistance to cereal cyst nematode (*Heterodera avenae* Woll.) transferred from the wild grass *Aegilops ventricosa* to hexaploid wheat by a “stepping stone” procedure. Theoretical and Applied Genetics, 87: 402–408.

Deng, Q.Y., Yuan, L.P., Liang, F.S., Li, J. and Wang, L.G., *et al.* (2004). Studies on yield-enhancing genes from wild rice and their marker-assisted selection in hybrid rice. *Hybrid Rice*, 19: 6–10.

Dias, S. and Gaiji, S. (2005). EURISCO a window on Europe's plant genetic diversity: Overview of European CWR collections. Unpublished presentation given at the First International Conference on Crop Wild Relative Conservation and Use, Agrigento, Italy, September 2005.

Diers, B.W., Kiem, P., Fehr, W.R. and Shoemaker, R.C. (1992). RFLP analysis of soybean seed protein and oil content. *Theoretical and Applied Genetics*, 83: 608–612.

Dietz, R.W. and Czech, B. (2005). Conservation deficits for the continental United States: an ecosystem gap analysis. *Conservation Biology*, 19: 1478–1487.

Doebley, J. (1990). Molecular Evidence for Gene Flow among Zea Species *BioScience*, 40(6): 443–448.

Doebley, J. (2003). The taxonomy of Zea. <http://teosinte.wisc.edu/taxonomy.html> [Accessed 04 August 2008].

Doebley, J. and Iltis, H. H. (1980). Taxonomy of Zea (*Gramineae*). I. A subgeneric classification with key to taxa. *American Journal of Botany*, 67: 982–993.

Doggett, H. (1988). *Sorghum*. 2nd ed. John Wiley & Sons, New York.

Du Plessis, M. (1999). Preliminary analysis of the European *Pisum* database. MSc Thesis, University Of Birmingham, Birmingham, U.K.

Dubin, H.J., Gilchrist, L., Reeves, L. and McNab, A. (1997). *Fusarium* head blight: global status and prospects. CIMMYT, Mexico City.

Duc, G. (1997). Faba bean (*Vicia faba* L.). *Field Crops Research*, 53: 99–109.

Dujardin, M. and Hanna, W.W. (1989). Crossability of Pearl Millet with Wild Pennisetum Species. *Crop Science*, 29: 77–80.

Dulloo, M.E., Guarino, L., Engelmann, F., Maxted, N., Newbury H.J., Attere, F. and Ford-Lloyd, B.V. (1999). Complementary conservation strategies for the genus *Coffea* with special reference to the Mascarene Islands. *Genetic Resources and Crop Evolution*, 45: 565–579.

Duncan, R.R., Bramel-Cox, P.J. and Miller, F.R. (1991). Contributions of sorghum germplasm to hybrid development in the USA. In H.L. Shands and L.E. Weisner (ed.) *Use of plant introductions in cultivar development. Part I. CSSA Special Publication 117*. Pp. 69–102. CSSA, Madison, WI.

Dvorak, J. (1977). Transfer of leaf rust resistance from *Aegilops speltoides* to *Triticum aestivum*. *Canadian Journal of Genetics and Cytology*, 19: 133–341.

Dwivedi S.L., Upadhyaya, H.D., Thomas Stalker, H., Blair, M.W., Bertoli, D.J., Nielen, S. and Ortiz, R. (2008). Enhancing Crop Gene Pools with Beneficial Traits Using Wild Relatives *Plant Breeding Reviews*, 30: 180–230.

Eenink, A.H., Groenwold, R. and Dieleman, F.L. (1982). Resistance of lettuce (*Lactuca*) to the leaf aphid *Nasonovia ribisnigri* 1 Transfer of resistance from *L. virosa* to *L. sativa* by interspecific crosses and selection of resistant breeding lines. *Euphytica*, 31: 291–300.

Eglinton, J.K., Evans, D.E., Brown, A.H.D., Langridge, P., McDonald, G., Jefferies, S.P. and Barr, A.R. (2001). The use of wild barley (*Hordeum vulgare* spp. *spontaneum*) in breeding for quality and adaptation. *Proceedings of the 10th Barley Technical Symposium*. Canberra, ACT, Australia, 16–20 September 2001. Available online: <http://www.regional.org.au/au/abts/1999/eglinton.htm> [Accessed 04 August 2008].



- Ehlers, J.D. and Hall, A.E. (1997). Cowpea (*Vigna unguiculata* L. Walp.) Field Crops Research, 53: 187–204.
- Ellis, T.H.N., Poyser, S.J., Knox, M.R., Vershinin, A.V. and Ambrose, M.J. (1998). Polymorphism of insertion sites of Ty1 copia class retrotransposons and its use for linkage and diversity analysis in peas. Molecular Genetics, 260: 9–19.
- Elvira-Recuenco, M. (2000). Sustainable control of pea bacterial blight: approaches for durable genetic resistance and biocontrol by endophytic bacteria. PhD thesis, Wageningen University, The Netherlands.
- Elvira-Recuenco, M., Bevan, J.R. and Taylor, J.D. (2003). Differential responses to pea bacterial blight in stems, leaves and pods under glasshouse and field conditions. European Journal of Plant Pathology, 109(6): 555–564.
- El Khlifi, O.K., Sharma, H. and Benlhabib O. (2004). Transfer of Hessian fly resistance through interspecific crosses between cultivated wheat and four *Aegilops* species. Plant Genetic Resources Newsletter, 138: 43–49.
- Eneobong, H.N. (1995). Content of anti-nutrients and *in vitro* protein digestibility of the African yam bean, pigeon and cowpea. Plant Foods for Human Nutrition, 48(3): 225–233.
- Enneking, D. and Maxted, N. (1995). Narbon bean: *Vicia narbonensis* L. (*Leguminosae*). In: Evolution of crop plants, 2nd edition (eds. Smartt, J. and Simmonds, N.W.). Pp. 316–321. Longman Group, Harlow, Essex.
- Ertug Firat, A. and Tan, A. (1997). *In situ* conservation of genetic diversity in Turkey. In: Plant genetic conservation: the *in situ* approach (eds. Maxted, N., Ford-Lloyd, B.V. and Hawkes, J.G.). Pp. 254–262. Chapman and Hall, London.
- Estrada-Ramos, N. (1991). Utilization of *Solanum brevidens* to transfer PLRV resistance into the cultivated potato, *Solanum tuberosum*. In: Solanaceae III: Taxonomy, Chemistry and Evolution (eds. Hawkes, J.G., Lester, R.N., Nee, M. and Estrada-R., N.). pp 413–419. Royal Botanic Gardens, Kew, London.
- Euro+Med PlantBase (2005). Euro+Med PlantBase: The Information Resource for EuroMediterranean Plant Diversity. Dipartimento di Scienze botaniche ed Orto botanico, Università degli Studi di Palermo. <http://www.emplantbase.org/home.html> [Accessed 21 October 2008].
- Fan S-G., Zhang Z-J., Liu L., Liu H-X. and Liang C-Y. (2000). Conservation of wild rice genetic resources in China and their utilization in breeding. Biodiversity Science, 8(2): 198–207.
- FAO/CIP (1995). Potatoes in the 1990s: Situation and Prospects of the World Potato Economy. FAO, Rome.
- FAO (1995). Sorghum and millets in human nutrition. Food and Agriculture Organization of the United Nations, Rome.
- FAO (1996). Global Plan of Action for the Conservation and Sustainable Utilization of Plant Genetic Resources for Food and Agriculture. Food and Agriculture Organization of the United Nations, <http://www.fao.org/ag/AGP/AGPS/GpaEN/gpatoc.htm> [Accessed 21 October 2008].
- FAO (1998). The State of the World's Plant Genetic Resources for Food and Agriculture. FAO, Rome.
- FAO (2001). International Treaty on Plant Genetic Resources for Food and Agriculture. Food and Agriculture Organization of the United Nations, <http://www.fao.org/ag/cgrfa/itpgr.htm> [Accessed 21 October 2008].
- FAO (2005). Harvesting Nature's Diversity <http://www.fao.org/DOCREP/004/V1430E/V1430E00.htm#TOC> [Accessed 03 March 2009].
- FAO (2007). State of the World's Forests 2007. Food and Agriculture Organization of the United Nations, Rome, Italy. <http://www.fao.org/docrep/009/a0773e/a0773e00.htm> [Accessed 21 October 2008]
- FAO (2008a). Climate Change and Biodiversity for Food and Agriculture. FAO, Rome.

- FAO (2008b). FAOSTAT websites <http://faostat.fao.org/site/567/DesktopDefault.aspx?PageID=567>. [Accessed 07 April, 2008].
- Farooq, S., Asghar, M., Iqbal, N., Asian, E., Arif, M. and Shah T.M. (1995). Production of salt tolerant wheat germplasm through crossing cultivated wheat with *Aegilops cylindrica*, IL Field evaluation of salt tolerant germplasm. Cereal Research Community, 23: 275–282.
- Farooq, S., Iqbal, N., Asghar, M. and Shah T.M. (1992). Intergeneric hybridization for wheat improvement. VI. Production of salt tolerant germplasm through crossing wheat (*Triticum aestivum* L.) with *Aegilops cylindrica* and its significance in practical agriculture. Journal of Genetics and Breeding, 46: 125–132.
- Fatokun, C.A. (1991). Wide Crossing in cowpea: Problems and prospects. Euphytica, 54: 137–140.
- Fatokun, C.A. and Singh, B.B. (1987). Interspecific hybridization between *Vigna pubescens* and *V. unguiculata* (L.) Walp. through embryo rescue. Plant cell, tissue and organ culture, 9: 229–233.
- Fatokun, C.A., Danesh, D., Young, N.D. and Stewart, E.L. (1993). Molecular taxonomic relationships in the genus *Vigna* based on RFLP analysis. Theoretical and Applied Genetics, 86: 97–104.
- Fatokun, C.A., Perrino, P. and Ng, N.Q. (1997). Wide crossing in African *Vigna* species. In: Advances in Cowpea Research (eds. Singh, B.B., Mohan, Raj D.R., Dashiell, K.E. and Jackai, L.E.N.). pp 50–58. International Institute of Tropical Agriculture (IITA) and Japan International Research Centre for Agricultural Sciences (JIRCAS). IITA, Ibadan, Nigeria.
- Fedak, G., Chen, Q., Conner, R.L., Laroche, A., Comeau, A. and St.-Pierre G.A. (2001). Characterization of wheat-*Thinopyrum* partial amphiploids for resistance to barley yellow dwarf virus, Euphytica, 120: 373–378,
- Fehr, W.R., Cianzio, S.R. and Welke, G.A. (1990a). Registration of SS202 soybean. Crop Science, 30: 1361.
- Fehr, W.R., Cianzio, S.R., Welke, G.A. and LeRoy III A.R. (1990b). Registration of SS201 soybean. Crop Science, 30: 1361.
- Feldman, M. and Sears, E.R. (1981). The wild gene resources of wheat. Scientific American, 244(1): 102– 112.
- Feldman, M., Lupton, F.G.H. and Miller, T.E. (1995). Wheats. In: Evolution of crop plants, 2nd edn. (eds. Smartt, J. and Simmonds, N.W). Pp. 184–192. Longman Scientific, London.
- Feuillet, C., Langridge, P. and Waugh, R. (2008). Cereal breeding takes a walk on the wild side. Trends in Genetics, 24: 24–32.
- Fischbeck, G., Schwarzbach, E., Sobel, F. and Wahl, I. (1976). Mehltaresistenz aus Israelischen Populationen der zweizeiligen Wildgerste (*Hordeum spontaneum*). Z. Pflanzenzüchtg. 76, 163–166.
- Flint, M. (1991). Biological Diversity and Developing Countries. Issues and Options. Overseas Development Administration, London.
- Fondevilla, S., Torres, A.M., Moreno, M.T. and Rubiales, D. (2007). Identification of a new gene for resistance to powdery mildew in *Pisum fulvum*, a wild relative of pea. Breeding Science, 57(2): 181–184.
- Ford-Lloyd, B.V., Jackson, M.T. and Newbury, H.J. (1997). Molecular markers and the management of genetic resources in seed genebanks: a case study of rice. In: Biotechnology and Plant Genetic Resources: Conservation and Use (eds. Callow, J.A., Ford-Lloyd, B.V. and Newbury, H.J.). Pp. 103–118. CAB International, Wallingford.
- Ford-Lloyd, B., Kell, S.P. and Maxted, N. (2006). Crop wild relatives: a vital resource for securing our future. Seed News, 46: 7–9.



Ford-Lloyd, B.V., Maxted, N., Kell, S.P., Mitchell, M., Scholten, M., Magos Brehm, J. (2008). Establishing conservation priorities for crop wild relatives, in: Maxted, N., Dulloo, E., Ford-Lloyd, B., Kell, S.P., Iriondo, J.M. (Eds.), *Crop Wild Relatives Conservation and Use*. Pp. 110–119. CAB International Publishing, Wallingford.

Forster, C., North, H., Afzal, N., Domoney, C., Hornostaj, A., Robinson, D.S. and Casey, R. (1999). Molecular analysis of a null mutant for pea (*Pisum sativum* L.) seed lipoxygenase-2. *Plant Molecular Biology*, 39(6): 1209–1220.

Frankel, O. (1970). Genetic conservation of plants useful to man, *Botanical Conservation*, 2: 162–169.

Frary, A., Nesbitt, T.C., Grandillo, S., Knaap, E., and Cong, B., *et al.* (2000). fw2.2: a quantitative trait locus key to the evolution of tomato fruit size. *Science*, 289: 85–88.

Frey, K. J. (1976). Plant breeding in the seventies: Useful genes from wild plant species. *Egyptian Journal of Genetics and Cytology*, 5: 460–482.

Frey, K.J., Hammond, E.G., Lawrence, P.K. (1975). Inheritance of oil percentage in interspecific crosses of hexaploid oats. *Crop Science*, 15: 94–95.

Fridman, E., Pleban, T. and Zamir, D. (2000). A recombination hotspot delimits a wild-species quantitative trait locus for tomato sugar content to 484 bp within an invertase gene. *Proceedings of National Academy of Science, USA*, 97: 4718–4723.

Frodin, D.G. (2001). *Guide to the standard floras of the world; Second edition*. Cambridge University Press, Cambridge.

Fukuoka, S., Tran, S.D., Ebana, K., Luu, T.N., Nagamine, T. and Okuno, K. (2006). Genetic organization of aromatic rice as revealed by RAPD markers: A case study in conserving crop genetic resources on-farm. *Euphytica*, 149(1–2): 61–71.

Gadgil, M., Niwas Singh, S., Nagendra, H. and Chandran, M.D.S. (1996). *In situ* conservation of wild relatives of cultivated plants: guiding principles and a case study. FAO, Rome.

Gao, L.Z. (2003). The conservation of rice biodiversity in China: significance, genetic erosion, ethnobotany and prospect. *Genetic Resources and Crop Evolution*, 50: 17–32.

Gao, L.Z., Chen, W., Jiang, W., Ge, S., Hong, D. and Wang, X. (2000). Genetic erosion in northern marginal population of the common wild rice *Oryza rufipogon* Griff. and its conservation, revealed by the change of population genetic structure. *Hereditas*, 133: 47–53.

Gao, L.Z., Zhang, C.H., Chang, L.P., Jia, J.Z., Qiu, Z.E. and Dong, Y.S. (2005). Microsatellite diversity within *Oryza sativa* with emphasis on indica-japonica divergence. *Genetical Research Cambridge*, 85: 1–14

Garba, M. and Pasquet, R.S. (1998). Isozyme diversity in *V. vexillata* (L.) A. Rich (*Fabaceae*) complex. *South African Journal of Botany*, 64(3): 163–175.

Garber, E.D. (1950). Cytotaxonomic studies in the genus *Sorghum*. *University of California Publications in Botany*, 23: 283–361.

Garber, E.D. (1954). Cytotaxonomic Studies in the Genus *Sorghum* III. The Polyploid Species of the Subgenera *ParaSorghum* and *Stiposorghum*. *Botanical Gazette*, 115(4): 336–342.

Garber, E.D. and Snyder, L.A. (1951). Cytotaxonomic studies in the genus *Sorghum*. 2. Two new species from Australia. *Madroño*, 11: 7.

Ghesquiere, A., Sequier, J., Second, G. and Lorieux, M. (1997). First steps toward a rational use of African rice, *Oryza glaberrima*, in rice breeding: A contig line concept. *Euphytica*, 96: 31–39.

- Gill, B.S. and Raupp, W.J. (1987). Direct gene transfers from *Aegilops squarrosa* L. to hexaploid wheat. *Crop Science*, 27: 445–450.
- Gill, B.S., Raupp, W.J., Browder, L.E. and Cox, T.S. (1988). Registration of KS86WGR02 Leaf rust resistant hard red wheat germplasm. *Crop Science*, 28: 207.
- Glaszmann, J.C. (1987). Isozymes and classification of ancient rice varieties. *Theoretical and Applied Genetics*, 74: 21–30.
- Golodriga, P.Y. and Souyatinou, I.A. (1981). *Vitis amurensis*. Habitat. Aptitudes culturales et technologiques. Variabilite de l'espece. *Bulletin de l'OIV*. 54: 971–982.
- Gomathinayagam, P., Ganeshram, S., Rathnaswamy, R. and Ramaswamy, N.M. (1998). Interspecific hybridization between *V. unguiculata* (L.) Walp. and *V. vexillata* (L.) A. Rich. through *in vitro* embryo culture. *Euphytica*, 102 (2): 203–209.
- Goodman, M.M. (1988). The history and evolution of maize. *CRC Critical Reviews of Plant Science*, 7(3): 197–220.
- Goodman, R.M., Hauptli, H., Crossway, A. and Knauf, V.C. (1987). Gene transfer in crop improvement. *Science*, 236: 48–54.
- Gororo, N.N., Eagles, H.A., Eastwood, R.F., Nicolas, M.E. and Flood, R.G. (2002). Use of *Triticum tauschii* to improve yield of wheat in low-yielding environments. *Euphytica*, 123: 241–254.
- Grobman, A., Salhuana, W. and Sevilla, R., with Mangelsdorf, P.C. (1961). Races of maize in Peru. NAS-NRC Publication 915. Washington DC.
- Groombridge, B. and Jenkins, M.D. (2002). *World Atlas of Biodiversity*. Prepared by the UNEP World Conservation Monitoring Centre. University of California Press, Berkeley, California.
- Guarino, L. (1995). Assessing the threat of genetic erosion. In: *Collecting Plant Genetic Diversity: Technical Guidelines* (eds. Guarino L, Rao VR, Reid R) Pp. 67–74. CAB International, Wallingford.
- Guarino, L., Rao, V.R. and Reid, R. (1995). *Collecting Plant Genetic Diversity: Technical Guidelines*. CAB International, Wallingford.
- Gur, A. and Zamir, D. (2004). Unused natural variation can lift yield barriers in plant breeding. *PLoS Biology*, 2:e245.
- Gustafsson, M. and Claesson, L. (1988). Resistance to powdery mildew in wild species of barley. *Hereditas*, 108: 231–237.
- Hadjichristodoulou, A. (1993). The use of wild barley in crosses for grain production under dryland conditions. *Euphytica*, 69: 211–218.
- Hajjar, R. and Hodgkin, T. (2007). The use of wild relatives in crop improvement: a survey of developments over the last 20 years. *Euphytica*, 156: 1–13.
- Hammons, R.O. (1970). Registration of Spancross peanuts. *Crop Science*, 10: 459–460.
- Hance, S.T., Grey, W. and Weeden, N.F. (2004). Identification of tolerance to *Fusarium solani* in *Pisum sativum* subsp. *elatius*. *Pisum Genetics*, 36: 9–13.
- Hanelt, P. (1972). Die infraspezifische Variabilität von *Vicia faba* L. und ihre Gliederung. *Kulturpflanze*, 20: 75–128.



Hanelt, P. (2001). *Leguminosae* subfamily *Papilionoideae* (*Fabaceae*). In: Mansfeld's Encyclopaedia of agricultural and horticultural crops (ed. Hanelt, P.). 2: 635–927.

Hanelt, P. and Mettin, D. (1989). Biosystematics of the genus *Vicia* L., *Leguminosae*. *Annual Review of Ecology and Systematics*, 20: 199–223.

Hanelt, P. and IPK Gatersleben, (eds.) (2001). *Mansfeld's Encyclopaedia of Agricultural and Horticultural Crops*. 6 vols. 1st English edition. Springer, Berlin/Heidelberg/New York. 3645 pp.

Hanh, S.H., Howland, A.K. and Terry, E.R. (1980). Correlated resistance of cassava to mosaic and bacterial blight disease. *Euphytica*, 29: 305–311.

Hanna, W.W. (1989). Characteristics and stability of a new cytoplasmic nuclear male-sterile source in pearl millet. *Crop Science*, 29: 1457–1459.

Hanna, W.W. (1992). Utilization of germplasm from wild species. In: *Desertified Grasslands: Their Biology and Management*. Pp. 251–257. Academic Press, London, UK.

Hanna, W.W. (1997). Influence of cytoplasm from a wild grassy subspecies on dry matter yields in pearl millet. *Crop Science*, 37: 614–616.

Hanna, W.W. (2007). Total and Seasonal Distribution of Dry Matter Yields for Pearl Millet x Wild Grassy Subspecies Hybrids. *Crop Science*, 40: 1555–1558.

Harlan, J.R. (1972a). Breeding success brings a peril. *Crops and Soils*, 72: 5–6.

Harlan, J.R. (1972b). Genetics of disaster. *Journal of Environmental Quality*, 1: 212–215.

Harlan, J.R. (1975). Our vanishing genetic resources. *Science*, 188: 618–621.

Harlan, J.R. (1976). Genetic resources in wild relatives of crops. *Crop Science*, 16: 329–333.

Harlan, J.R. (1992). *Crops and Man*. American Society of Agronomy, Madison.

Harlan, J.R. (1995). Barley, *Hordeum vulgare* (*Gramineae–Triticeae*). In: *Evolution of Crop Plants* (Smartt, J. and Simmonds, N.W.), Pp. 140–147. Longman Group, Harlow, Essex.

Harlan, J.R. and de Wet, J.M.J. (1971). Towards a rational classification of cultivated plants. *Taxon*, 20, 509–517.

Harlan, J.R. and de Wet, J.M.J. (1972). A simplified classification of cultivated sorghum. *Crop Science*, 12: 172–176.

Hash, C.T. (1999). Contiguous segment substitution lines: New tool for elite pearl millet hybrid parental lines enhancement. DFID Plant Sciences Research Programme. <http://www.dfidpsp.org/projects/7382.htm> [Accessed 18 August 2004].

Hawkes, J.G. (1947). Some observations on South American potatoes. *Annals of Applied Biology*, 34: 622–631.

Hawkes, J.G. (1956). A revision of the tuber-bearing *solanums*. *Annual Report of the Scottish Plant Breeding Station*, (1956): 37–109.

Hawkes, J.G. (1958). Significance of wild species and primitive forms for potato breeding. *Euphytica*, 7: 257–270.

Hawkes, J.G. (1962). The origin of *Solanum juzepczukii* Buk. and *S. curtilobum* Juz. et Buk. *Zeitschrift für Pflanzenzüchtung*, 47: 1–14.

Hawkes, J.G. (1979). Genetic poverty of the potato in Europe. In: Proceedings of the conference broadening the genetic base of crops (eds. Zeven, A.C. and van Harten A.M.). pp. 19–27. Centre for Agricultural Publishing and Documentation, Wageningen.

Hawkes, J.G. (1990). The potato: evolution, biodiversity and genetic resources. Belhaven Press, London.

Hawkes, J.G. (1991). International workshop on dynamic *in situ* conservation of wild relatives of major cultivated plants: summary of final discussion and recommendations. *Israel Journal of Botany*, 40, 529–536.

Hawkes, J.G. (1993). The diversity of crop plants. Harvard University Press, Cambridge, Mass.

Hawkes, J.G. (1999). The economic importance of the family Solanaceae. In: Solanaceae IV: Advances in biology and utilization (eds. Nee, M, Symon, D.E., Lester, R.N. and Jessop, J.P.) Pp. 1–8. Royal Botanic Gardens, Kew, London.

Hawkes, J.G. and Hjerting, J.P. (1969). The potatoes of Argentina, Brazil, Paraguay and Uruguay. A biosystematic study. Oxford University Press, Oxford.

Hawkes, J.G. and Hjerting, J.P. (1989). The potatoes of Bolivia, their breeding value and evolutionary potential. Oxford University Press, Oxford.

Hawkes, J.G., Maxted, N. and Zohary, D. (1997). Reserve design. In: Plant genetic conservation: the *in situ* approach (eds. Maxted, N., Ford-Lloyd, B.V. and Hawkes, J.G.), Pp. 210–230. Chapman & Hall, London.

Hawkes, J.G., Maxted, N. and Ford-Lloyd, B.V. (2000). The *ex situ* conservation of plant genetic resources. Pp. 1–250. Kluwer, Dordrecht.

Hawtin, G.C. (1979). Strategies for the genetic improvement of lentils, broad beans, and chick peas, with special emphasis on research at ICARDA. In: Food legume improvement and development (eds.

Hawtin, G.C. and Chancellor G.J.). Pp. 147–154. ICARDA, Syria.

Hellier, B.C. (2000). Genetic, morphologic, and habitat diversity of two species of *Allium native* to the Pacific Northwest, USA and their implications for *in situ* seed collection for the National Plant Germplasm System. MSc thesis. Pullman (WA): Washington State University.

Hellmann, J.J., Byers, J.E. Bierwagen, B.G and Dukes, J.S. (2008). Five Potential Consequences of Climate Change for Invasive Species. *Conservation Biology*, 22(3): 534–543.

Herrmann, J.Y.-M. (2006). Inheritance and mapping of a powdery mildew resistance gene introgressed from *Avena macrostachya* in cultivated oat. *Theoretical and Applied Genetics*, 113: 429–437,

Heywood, V.H. (1994). The measurement of biodiversity and the politics of implementation. In: Systematics and conservation evaluation (eds. Forey, P.L., C.J. Humphries and R.I. Vane-Wright) Systematic Association Special Volume 50, Pp.15–22. Oxford University Press, Oxford.

Heywood, V.H. and Dulloo, M.E., (2006). *In Situ* Conservation of Wild Plant Species – a Critical Global Review of Good Practices. IPGRI Technical Bulletin No. 11. IPGRI, Rome.

Heywood, V.H., Kell, S.P. and Maxted, N., (eds.) (2007a). Draft Global Strategy for Crop Wild Relative Conservation and Use. University of Birmingham, United Kingdom, [http://www.pgrforum.org/Documents/Conference/Global\\_CWR\\_Strategy\\_DRAFT\\_11-04-07.pdf](http://www.pgrforum.org/Documents/Conference/Global_CWR_Strategy_DRAFT_11-04-07.pdf) [Accessed 11 April 2007].

Heywood, V.H., Casas, A., Ford-Lloyd, B.V., Kell S.P. and Maxted N. (2007b). Conservation and sustainable use of crop wild relatives. *Agriculture, Ecosystems and Environment*, 121(3): 245–255.





Hijmans, R.J., Guarino, L., Cruz, M. and Rojas, E. (2001). Computer tools for spatial analysis of plant genetic resources data: 1. DIVA-GIS. *Plant Genetic Resources Newsletter*, 127: 15–19.

Hijmans, R.J., Spooner, D.M., Salas, A.R., Guarino, L. and de la Cruz, J. (2002). *Atlas of wild potatoes. Systematic and Ecogeographic Studies in Crop Gene pools 8*. IPGRI, Rome.

Hoan, N.T., Sarma, N.P. and Siddiq, E.A. (1997). Identification and characterization of new sources of cytoplasmic male sterility in rice. *Plant Breeding*, 116: 547–551

Hodgkin, T., Brown, A.H.D., van Hintum, Th.J.L. and Morales, E.A.V. (1995). *Core Collections of Plant Genetic Resources*. Wiley, New York.

Hodgkin, T. and Hajjar, R. (2008). Using crop wild relatives for crop improvement: trends and perspectives. In: Maxted, N., Ford-Lloyd, B.V., Kell, S.P., Iriondo, J., Dulloo, E. and Turok, J. (eds.) *Crop Wild Relative Conservation and Use*. Pp. 535–548. CABI Publishing, Wallingford.

Hodnett, G.L., Burson, B.L., Rooney, W.L., Dillon, S.L. and Price, H.J. (2005). Pollen–pistil interactions result in reproductive isolation between *Sorghum bicolor* and divergent *Sorghum* species. *Crop Science*, 45: 1403–1409.

Hoegh-Guldberg, O., Hughes, L., McIntyre, S., Lindenmayer, D.B., Parmesan, C., Possingham, H.P. and Thomas, C.D., (2008). Assisted colonization and rapid climate change. *Science*, 321: 345–346.

Hoey, B.K., Crowe, K.R., Jones, V.R., Polans, N.O. (1996). A phylogenetic analysis of *Pisum* based on morphological characters and allozyme and RAPD markers. *Theoretical and Applied Genetics*, 92: 92–100.

Hoisington, D., Khairallah, M., Ribaut, J.M., Skovmand, B., Taba, S. and Warburton, M. (1999). Plant genetic resources: what can they contribute toward increased crop productivity? *Proceedings of the National Academy of Science, USA*, 99: 8133–8138.

Holbrook, C.C., Timper, P. and Culbreath A.K. (2003). Resistance to tomato spotted wilt virus and rootknot nematode in peanut interspecific breeding lines. *Crop Science*, 43: 1109–1113.

Hollaway, G.J., Bretag, T.W. and Price, T.V. (2007). The epidemiology and management of bacterial blight (*Pseudomonas syringae* pv. *psis*) of field pea (*Pisum sativum*) in Australia: a review. *Australian Journal of Agricultural Research*, 58(11): 1086–1099.

Hoofman, D.A.P., De Jong, M.J., Oostermeijer, G.B. and den Nijs, H.J.C.M. (2007). TI: Modelling the longterm consequences of crop x wild relative hybridization: a case study using four generations of hybrids. *Journal of Applied Ecology*, 44(5): 1035–1045.

Hopf, M. (1970). Zur Geschichte der Ackerbohne (*Vicia faba* L.). *Jahrbuch des RömischGermanischen Zentralmuseums*, 17: 306–322.

Hopf, M. (1986). Archaeological evidence of the spread and use of some members of the *Leguminosae* family. In *The origin and domestication of cultivated plants* (ed. Barigozzi, C.). Symposium, 25–27 November 1985. Pp. 35–60. Elsevier Amsterdam.

Hopkinson, P., Evans, J. and Gregory, R.D. (2000). National-scale conservation assessments at an appropriate resolution. *Diversity and Distributions*, 6: 195–204.

Horry, J.P., Ortiz, R., Arnaud, E., Crouch, J.H., Ferris, R.S.B., Jones, D.R., Mateo, N., Picq, C. and Vuylsteke, D. (1997). Banana and Plantain. In: *Biodiversity in Trust. Conservation and use of plant genetic resources in CGIAR centres* (eds. Fuccillo, D., Sears, L. and Stapleton, P.). Pp. 67–81. Cambridge University Press.

Howell, E.C., Newbury, H.J., Swennen, R., Withers, L.A. and Ford-Lloyd, B.V. (1994). The use of RAPD for identifying and classifying *Musa* germplasm. *Genome*, 37: 328–332.

Hoyt, E. (1988). *Conserving the Wild Relatives of Crops*. IBPGR, IUCN, WWF, Rome and Gland.

Hu, J., Nakatani, M., Lalusin, A.G., Kuranouchi, T. and Fujimura, T. (2003). Genetic analysis of sweet potato and wild relatives using inter-simple sequence repeats (ISSRs). *Breeding Science*, 53: 297–304.

Huamán, Z. and Spooner, D.M. (2002). Reclassification of landrace populations of cultivated potatoes (*Solanum* sect. *Petota*). *American Journal of Botany*, 89: 947–965.

Huamán, Z., Hawkes, J.G. and Rowe, P.R. (1982). A biosystematic study of the origin of the diploid potato, *Solanum ajanhuiri*. *Euphytica*, 31: 665–675.

Huamán, Z., Golmirzaie, A. and Amoros, W. (1997). The Potato. In: Fuccillo, D., L. Sears and P. Stapleton (eds.), *Biodiversity in Trust*. Pp. 21–28. Cambridge University Press, Cambridge.

Huang, X.Q., Coster, H., Ganai, M.W. and Roder, M.S. (2003). Advanced backcross QTL analysis for the identification of quantitative trait loci alleles from wild relatives of wheat (*Triticum aestivum* L). *Theoretical and Applied Genetics*, 106: 1379–1389.

Huke, R.E. and Huke, E.H. (1990). *Rice: then and now*. IRRI, Manila, Philippines.

Hunter, M.L. (2007). Climate change and moving species: furthering the debate on assisted colonization. *Conservation Biology*, 21: 1356–1358.

IBPGR (1985). *Forages for Mediterranean and adjacent arid/semi-arid areas: Report of a working group meeting held at Limassol, Cyprus*. International Board for Plant Genetic Resources, Rome, Italy.

IBSC, (no date). International Barley Sequencing Consortium website. <http://www.public.iastate.edu/~imagefpc/IBSC%20Webpage/IBSC%20Template-home.html> [Accessed 21 October 2008].

ICRISAT (1995). *ICRISAT Annual Report 1994*. ICRISAT, India.

ICRISAT (2008). ICRISAT Website. International Crops Research Institute for the Semi-Arid Tropics, <http://www.icrisat.org/index.htm> [Accessed 21 October 2008].

IITA (2004). IITA Website. [www.iita.org](http://www.iita.org) [Accessed 05 July 2004].

IITA, (2006). *Status of tropical forest management 2005*. International Tropical Timber Organization, Yokohama, Japan.

IITA (2007). IITA Website. [www.iita.org/cms/details/news\\_details.aspx?articleid=1413&zoneid=81](http://www.iita.org/cms/details/news_details.aspx?articleid=1413&zoneid=81) [Accessed 07 April 2008].

IITA (2008). IITA Website. [http://www.iita.org/cms/details/annual\\_report\\_details.aspx?a=1522&z=317&page=7](http://www.iita.org/cms/details/annual_report_details.aspx?a=1522&z=317&page=7) [Accessed 05 May 2008].

Iltis, H.H., and Doebley, J.F. (1980). Taxonomy of *Zea* (*Gramineae*). II. Subspecific categories in the *Zea mays* complex and a generic synopsis. *American Journal of Botany*, 67: 994–1004.

INIBAP (2008). [http://www.agr.kuleuven.ac.be/DTP/TRO/\\_data/itc.htm](http://www.agr.kuleuven.ac.be/DTP/TRO/_data/itc.htm) [Accessed 05 May 2008].

INIBAP/IPGRI (2006). *Global Conservation Strategy for Musa* (Banana and Plantain). INIBAP/IPGRI, Montpellier/Rome, Italy.



IPCC (2007). Fourth Assessment Report Climate Change 2007: Synthesis Report. Intergovernmental Panel on Climate Change, Geneva, Switzerland.

Iriondo, J.M., Dulloo, E., Maxted, N., (Eds.) (2008a). Conserving Plant Genetic Diversity in Protected Areas: Population Management of Crop Wild Relatives. CAB International Publishing, Wallingford.

Iriondo, J.M., Ford-Lloyd, B.V., De Hond, L., Kell, S.P., Lefèvre, F., Korpelainen, H. and Lane, A. (2008b). In: Conserving Plant Genetic Diversity in Protected Areas: Population Management of Crop Wild Relatives (eds. Iriondo, J.M., Dulloo, E., Maxted, N.). Pp. 124–165. CAB International Publishing, Wallingford.

IRRI (2003). Sulfate tolerance is transferred through wide hybridization. Media Hotline, April–June 2003. International Rice Research Institute. Available at: <http://beta.irri.org/news/index.php/200306295125/bulletin/hotline/Media-Hotline-April-June-2003.html> [Accessed 03 March 2009].

IRRI (2004). 2003 Annual Report. Plant Breeding, Genetics, and Biochemistry Division. International Rice Research Institute, <http://www.irri.org/publications/techbulletin/pdfs/TB%2011.pdf> [Accessed 21 October 2008]

IRRI (2007). Annual Report of the Director General, 2006–07. Project 1, Germplasm conservation, characterization, documentation, and exchange. International Rice Research Institute, Manila, Philippines. <http://www.irri.org/science/progsum/pdfs/DGReport2007/Project-1.pdf> [Accessed 21 October 2008]

IRRI (2008). Genebank. [http://www.knowledgebank.irri.org/GRCManuals/The\\_genebank.htm](http://www.knowledgebank.irri.org/GRCManuals/The_genebank.htm) [Accessed 01 May 2008].

Ishii, T., Brar, D.S., Multani, D.S. and Khush. G.S. (1993). Molecular tagging of genes for brown plant hopper resistance and earliness introgressed from *Oryza australiensis* into cultivated rice, *O. sativa*. *Genome*, 37: 217–221.

ITIS (2007). ITIS Report: *Pennisetum glaucum* (L.) R. Br. The Integrated Taxonomic Information System, Nov. 2007. [http://www.itis.gov/servlet/SingleRpt/SingleRpt?search\\_topic=TSN&search\\_value=565385](http://www.itis.gov/servlet/SingleRpt/SingleRpt?search_topic=TSN&search_value=565385) [Accessed 21 October 2008].

ITTO (2006). International Tropical Timber Agreement. International Tropical Timber Organization, Geneva.

IUCN (1994). IUCN Red List Categories. Prepared by the IUCN Species Survival Commission. IUCN, Gland, Switzerland.

IUCN (1995). Guidelines for Protected Area Management Categories, IUCN Commission on National Parks and Protected Areas with the World Conservation Monitoring Centre, Gland, Switzerland.

IUCN (1998). 1997 United Nations list of protected areas. IUCN World Commission on Protected Areas,

IUCN Gland, Switzerland and Cambridge, UK.

IUCN (2001). IUCN Red List Categories and Criteria: Version 3.1. IUCN Species Survival Commission. IUCN, Gland, Switzerland and Cambridge, UK. [http://www.iucnredlist.org/static/categories\\_criteria\\_3\\_1](http://www.iucnredlist.org/static/categories_criteria_3_1) [Accessed 21 October 2008].

IUCN (2006). Release of the 2006 IUCN Red List of Threatened Species reveals ongoing decline of the status of plants and animals. IUCN – the World Conservation Union, [http://www.natureserve.org/aboutUs/PressReleases/IUCN\\_Red\\_List\\_release.pdf](http://www.natureserve.org/aboutUs/PressReleases/IUCN_Red_List_release.pdf) [Accessed 21 October 2008].

IUCN (2008). 2008 IUCN Red List of Threatened Species, [www.iucnredlist.org](http://www.iucnredlist.org) [Accessed 08 March 2009]

Ivanjukovich, L. K. (1981). Specific and intraspecific classification of *Sorghum* species of the ser. *Bicoloria* (Snowd.) Ivanjuk. et Doron. and of the ser. *Caffra* (Snowd.) Ivanjuk. et Doron. *Genetic Resources and Crop Evolution*, 29(1): 273–286.

Jaaska, V. (1999). Isoenzyme diversity and phylogenetic affinities among the African beans of the genus *Vigna* Savi (*Fabaceae*). *Biochemical Systematics and Ecology*, 27: 569–589.

Jackai, L.E.N. and Adalla, C.B. (1997). Pest management practices in cowpea, a review. In: Advances in Cowpea Research (eds. Singh, B.B., Mohan, Raj D.R., Dashiell, K.E. and Jackai, L.E.N.). pp 240–258. International Institute of Tropical Agriculture (IITA) and Japan International Research Centre for Agricultural Sciences (JIRCAS). IITA, Ibadan, Nigeria.

Jackson, M.T. (1997). Conservation of rice genetic resources – the role of the International Rice Genebank at IRRI. *Plant Molecular Biology*, 35: 61–67.

Jackson, M.T., Hawkes, J.G. and Rowe, P.R. (1977). The nature of *Solanum* X *chaucha* Juz. et Buk., a triploid hybrid cultivated potato of the South American Andes. *Euphytica*, 26: 775–783.

Jackson, M.T., Loresto, G.C., Appa Rao, S., Jones, M., Guimaraes, E.P. and Ng, N.Q. (1997). Rice. In: Biodiversity in trust (eds. Fuccillo, D., Sears, L. and Stapleton, P.). Pp. 271–291.

Jahier, J., Doussinault, G., Dosba, F. and Bourgeois, F. (1979), Monosomic analysis of resistance to eyespot in the variety “Roazon”. In: Ramanujam S (ed.) Proceedings of 5th International Wheat Genetic Symposium. pp 437–440. Indian Society of Genetics and Plant Breeding, IARI, New Delhi, India.

Jain, S.K. (1975). Genetic reserves. In: Frankel, O.H., Hawkes, J.G. (Eds.), Crop genetic resources for today and tomorrow. Pp. 379–396. Cambridge University Press. Cambridge,

Jarret, R.L. and Austin, D.F. (1994). Genetic diversity and systematic relationships in sweet potato (*Ipomoea batatas* L.) Lam.) and related species as revealed by RAPD analysis. *Genetic Resources and Crop Evolution*, 41: 165–173.

Jarret, R.L., Gawel, N., Whittmore, A. and Sharrock, S. (1992). RFLP-based phylogeny of *Musa* species in Papua New Guinea. *Theoretical and Applied Genetics*, 84: 579–584.

Jarvis, A., Lane, A. and Hijmans, R.J. (2008). The effect of climate change on crop wild relatives. *Agriculture, Ecosystems and Environment*, 126 (1): 13–23.

Jena, K.K., and Khush. G.S. (1990). Introgression of genes from *Oryza officinalis* Well ex Watt to cultivated rice, *O. sativa* L. *Theoretical and Applied Genetics*, 80: 737–745.

Jennings, D.L. (1995). Cassava, *Manihot esculenta* (*Euphorbiaceae*). In: Smartt, J. and Simmonds, N.W., *Evolution of Crop Plants*, Pp. 128–132. Longman Group, Harlow, Essex.

Jiang, S.-M., Hu, J., Yin, W.-B., Chen, Y.-H., Wang, R.R.-C. and Hu Z.-M. (2005). Cloning of resistance gene analogs located on the alien chromosome in an addition line of wheat – *Thinopyrum* intermedium. *Theoretical and Applied Genetics*, 111: 923–931.

Johnson, N. (1995). Biodiversity in the balance: approaches to setting geographic conservation priorities. Biodiversity Support Program, Washington, D.C.

Jones, I.T. and Pickering, R.A. (1978). The mildew resistance in *Hordeum bulbosum* and its transference into *H. vulgare* genotypes. *Annals of Applied Biology*, 88: 295–298.

Jordan, J., Butler, D., Henzell, B., Drenth, J. and McIntyre, L. (2004). Diversification of Australian sorghum using wild relatives. *New Directions for a Diverse Planet: Proceedings of the 4th International Crop Science Congress, Brisbane, Australia, 26 Sep—1 Oct 2004*.

Joshi, G.R. and Bauer, S. (2006). Cultivation and the loss of rice landraces in the Terai region of Nepal. *Plant Genetic Resources: Characterization and Utilization*, 5: 1–6.

Kameswara Rao, N., Reddy, L.J. and Bramel, P.J. (2003). Potential of wild species for genetic enhancement of some semi-arid food crops. *Genetic Resources and Crop Evolution*, 50: 707–721.



Kansas State University (2006). Germplasm releases from the Wheat Genetic and Genomic Resources Centre. Available at: <http://www.k-state.edu/wgrc/Germplasm/grmplsm.html> [Accessed 03 March 2009].

Karagöz, A. (1998). *In situ* conservation of plant genetic resources in the Ceylan State Farm. In: The proceedings of international symposium on *in situ* conservation of plant diversity (eds. Zencirci, N., Kaya, Z., Anikster, Y. and Adams, W.T.), Pp. 87–92. Central Research Institute for Field Crops, Ankara, Turkey.

Karungi, J., Adipala, E., Nampala, P., Ogenga-Latigo, M.W. and Kyamanywa, S. (2000). Pest Management in cowpea. Part 3. Quantifying the effect of cowpea field pests on grain yields in Eastern Uganda. *Crop Protection*, 19(5): 343–347.

Kato Y. and T.A. (1984). Chromosome morphology and the origin of maize and its races. *Evolutionary Biology*, 17: 219–253.

Keisa, A., Maxted, N. and Ford-Lloyd, B.V. (2008). The assessment of biodiversity loss over time: wild legumes in Syria. *Genetic Resources and Crop Evolution*, 603–612.

Kell, S.P., Maxted, N. and Ford-Lloyd, B.V. (2003). Introducing PGR Forum. *Crop Wild Relative*, 1: 4–7.

Kell, S.P., Knüpfner, H., Jury, S.L., Maxted, N. and Ford-Lloyd, B.V. (2005). Catalogue of Crop Wild Relatives for Europe and the Mediterranean. University of Birmingham, Birmingham, UK. Available at: <http://www.pgrforum.org/cwris/cwris.asp> and on CD-ROM.

Kell, S.P., Knüpfner, H., Jury, S.L., Ford-Lloyd, B.V. and Maxted, N. (2008a). Crops and wild relatives of the Euro-Mediterranean region: making and using a conservation catalogue. In: Maxted, N., Ford-Lloyd, B.V., Kell, S.P., Iriondo, J., Dulloo, E. and Turok, J. (eds) *Crop Wild Relative Conservation and Use*. Pp. 69–109. CAB International, Wallingford, UK.

Kell, S.P., Moore, J.D., Iriondo, J.M., Scholten, M.A., Ford-Lloyd, B.V. and Maxted, N. (2008b). CWRIS: an information management system to aid crop wild relative conservation and sustainable use. In Maxted, N., Ford-Lloyd, B.V., Kell, S.P., Iriondo, J., Dulloo, E. and Turok, J. (eds.) *Crop Wild Relative Conservation and Use*. Pp. 469–489. CABI Publishing, Wallingford.

Kell, S.P., Scholten, M.A. and Avanzato, D. (2008c). The First International Conference on Crop Wild Relative Conservation and Use: setting the scene for global action on conservation and sustainable use of CWR. *Crop Wild Relative*, 5: 4–10.

Kerber, E.R. (1987). Resistance to leaf rust in hexaploid wheat: Lr32, a third gene derived from *Triticum tauschii*. *Crop Science*, 27: 204–206.

Kerber, E.R. and Dyck, P.L. (1969). Inheritance in Hexaploid Wheat of Leaf rust resistance and other characters derived from *Aegilops squarrosa*. *Canadian Journal of Genetics and Cytology*, 11: 639–647.

Kerber, E.R. and Dyck, P.L. (1973). Inheritance of stem rust resistance transferred from diploid wheat (*Triticum monococcum*) to tetraploid and hexaploid wheat and chromosome location of the gene involved. *Canadian Journal of Genetics and Cytology*, 15: 397–409.

Khan, I.A., Procnier, J.D., Humphreys, D.G., Tranquilli, G., Schlatter, A.R., Marcucci-Poltri, S., Frohberg, R., and Dubcovsky D. (2000). Development of PCR-based markers for a high grain protein content gene from *O. rufipogon* ssp. *dicoccoides* transferred to bread wheat. *Crop Science*, 40: 518–524.

Khatab, A., Maxted, N. and Bisby, F.A. (1988). Close relatives of the faba bean from Syria: a new species of *Vicia* and notes on *V. hyaeniscyamus* (*Leguminosae*). *Kew Bulletin*, 43(3): 535–540.

Khush, G.S., Bacalango, E. and Ogawa, T. (1990). A new gene for resistance to bacterial blight from *O. longistaminata*. *Rice Genetics Newsletter*, 7: 121–122.

- Khush, G.S., Ling, K.C., Aquino, R.C. and Acquero, V.M. (1977). Breeding for resistance to grassy stunt in rice. *Plant Breeding Papers*, 1(4): 3–9.
- Kimber, G. and Feldman, M. (1987). Wild wheat: an introduction. Special Report 353. College of Agriculture, University of Missouri, Columbia, U.S.A.
- Kindler, S.D. and Springer, T.L. (1991). Resistance to Russian wheat aphid in wild *Hordeum* species. *Crop Science*, 31(1): 94–97.
- King, I.F., Forster, B.P., Law, C.C., Cant, K.A., Orford, S., Gorham, J., Reader, S. and T.E. Miller, T.E. (1997a). Introgression of salt tolerance genes from *Thinopyrum bessarabicum* into wheat. *New Phytologist*, 137: 75–81.
- King, I.P., Law, C.C., Cant, K.A., Orford, S., Gorham, J., Reader, S. and T.E. Miller, T.E. (1997b). Tritipyrum, a potential new salt-tolerant cereal. *Plant Breeding*, 116: 127–132.
- Kirkpatrick, J.B. and Harwood, C.E. (1983). Conservation of Tasmanian macrophyte wetland vegetation. *Proceedings of the Royal Society of Tasmania*, 117: 5–20.
- Kloz, J. (1971). Serology of the *Leguminosae*. In: *Chemotaxonomy of the Leguminosae* (eds. Harbourne, J., Boulter, D. and Turner, B.L.). Pp. 309–365. Academic Press, London.
- Komaki, K. (2001). Phylogeny of Ipomoea species closely related to sweet potato and their breeding use. *Bulletin of the National Institute of Crop Science*, 1: 1–56.
- Kosterin, O.E. and Bogdanova, V.S. (2008). Relationship of wild and cultivated forms of *Pisum* L. as inferred from an analysis of three markers, of the plastid, mitochondrial and nuclear genomes. *Genetic Resources and Crop Evolution*, On-Line First DOI 10.1007/s10722-007-9281.
- Koumproglou, R., Wilkes, T.M., Townson, P., Wang, X.Y. and Beynon, J. *et al.* (2002). STAIRS: A new genetic resource for functional genomic studies of Arabidopsis. *Plant Journal*, 31: 355–364.
- Kuhlman, L., Burson, B., Klein, P., Klein, R., Stelly, D., Price, H. and Rooney, W. (2008). Genetic recombination in Sorghum bicolor x S. macrospermum interspecific hybrids. *Genome*, (accepted 2 June 2008).
- Kupicha, F.K. (1976). The infrageneric structure of Vicia. *Notes from the Royal Botanic Garden Edinburgh*, 34: 287–326.
- Kupicha, F.K. (1981). *Vicieae*. In: *Advances in Legume Systematics* (eds. Polhill, R.M. and Raven, P.M.). Pp. 377–381. Royal Botanic Gardens, Kew.
- Kurata, N. (2008). Chromosome and genome evolution in rice. In: *Rice biology in the genomics era* (eds. Hirano, H-Y, Sano, Y., Hirai, A. and Sasaki, T.). Pp. 235–245. Springer Berlin Heidelberg.
- Kuroda, Y., Sato, Y.I., Bounphanousay, C., Kono, Y. and Tanaka, K. (2005). Gene flow from cultivated rice (*Oryza sativa* L.) to wild *Oryza* species (*O. rufipogon* Griff. and *O. nivara* Sharma and Shastry) on the Vientiane plain of Laos. *Euphytica*, 142: 75–83.
- Kushnir, U. and Halloran, G.M. (1984). Transfer of high kernel weight and high protein from the wild tetraploid wheat (*O. rufipogon* var. *dicoccoides*) to bread wheat (*T. aestivum*) using homologous and homoeologous recombination. *Euphytica*, 33: 249–255.
- Kwon, S-J, Lee, J.K., Hong, S-W., Park, Y-J., McNally, K.L. and Kim, N-S. (2006). Genetic diversity and phylogenetic relationship in AA *Oryza* species as revealed by Rim2/Hipa CACTA transposon display.

Genes Genetics and Systematics, 81: 93–101.

Lagudah, E.S. and Appels, R. (1993). Wild Relatives as a Source of New Germplasm for Cereal Improvement. In: Imrie B.C. and Hacker J.B. (eds.) Focused Plant Improvement: Towards Responsible and Sustainable Agriculture. Proceedings Tenth Australian Plant Breeding Conference, Gold Coast, Australia. 18–23 April 1993. Organizing Committee, Australian Convention and Travel Service, Canberra. Pp. 10–21.

Laguna, E. (1999). The plant micro-reserves programme in the region of Valencia, Spain. In: Second European Conference on the Conservation of Wild Plants (eds. Synge, H. and Ackroyd, J.). Proceedings Planta Europa 1998. Pp. 181–185. The Swedish Threatened Species Unit and Plantlife, Uppsala and London.

Lawrence, M.J. and Marshall, D.F. (1997). Plant population genetics. In: Plant genetic conservation: the *in situ* approach (eds. Maxted, N., Ford-Lloyd, B.V. and Hawkes, J.G.), Pp. 99–113. Chapman & Hall, London.

Lechnovich, V.S. (1971). *Solanum*. In Flora of Cultivated Plants Vol. 9 (ed. Bukasov, S.M.). Pp. 41–302. Kolos, Leningrad, Russia.

Lee, S.-J., Oh, C.-S., Choi, Y.H., Suh, J.-P., Ju, H.-G., Yoon, D.B. and Ahn, S.-N. (2004). Mapping of quantitative trait loci controlling cold tolerance in an *Oryza sativa* x *O. rufipogon* BC1F7 population, Korean Journal of Breeding, 36: 1–8.

Lee, S.-J., Oh, C.-S., Suh, J.-P., McCouch, S.R. and Ahn, S.-N. (2005). Identification of QTL for domestication-related and agronomic traits in an *Oryza sativa* x *O. rufipogon* BC1F7 population. Plant Breeding, 124: 209–219.

Lehmann, L. and von Bothmer, R. (1988). *Hordeum spontaneum* and land races as a gene resource for barley breeding. In: Cereal Breeding Related to Integrated Cereal Production (eds. Jorna, M.L. and Sloomaker, L.A.J.). Pp. 190–194. Wageningen.

Lexer, C., Lai, Z. and Rieseberg, L.H. (2004). Candidate gene polymorphisms associated with salt tolerance in wild sunflower hybrids: implications for the origin of *Helianthus paradoxus*, a diploid hybrid species. New Phytologist, 161: 225–233.

Lheureux, F., Carreel, F., Jenny, C., Lockhart, B.E.L. and Iskra-Caruana, M.L. (2003). Identification of genetic markers linked to banana streak disease expression in inter-specific *Musa hybrids*. Theoretical and Applied Genetics, 106: 594–598.

Liang, F., Deng, Q., Wang, Y., Xiong, Y., Jin, D., Li, J. and Wang, B. (2004). Molecular marker assisted selection for yield-enhancing genes in the progeny of “9311” x *O. rufipogon* using SSR. Euphytica, 139:159–165.

Liener, I.E. (1982). Toxic constituents in legumes. In: Chemistry and biochemistry of legumes (ed. Arora, S.K.). Pp. 217–257. Oxford and IBH Publishing Co., New Delhi.

Lin, S.C., and Yuan, L.P. (1980). Hybrid rice breeding in China. In: Innovative Approaches to Rice Breeding. pp. 35–51. International Rice Research Institute, Manila, Philippines.

Linnaeus, C. (1753). Species Plantarum, edn. 1. 2: 996, 1050–1051. Salvius, Stockholm.

Linnaeus, C. (1763). Species Plantarum, Volume 2, Second Edition. Salvius, Stockholm.

Liu, B., Piao, H.M., Zhao, F.S., Zhao, J.H. and Zhao R. (1999). Production and molecular characterisation of rice lines with introgressed traits from a wild species *Zizania latifolia* (Griseb.). Journal of Genetics and Breeding, 53: 279–284.

Liu, S., Park, S.J., Yu, K., Conner, R.L., Balasubramanian, P., Mündel, H.H. and Kiehn, F.A. (2004/2005). Application of molecular markers to breed resistant cultivars in dry bean. The Pulse Beat, 44: 26–27. Available at: [http://www.manitobapulse.ca/pdf/mag-2004-2005\\_w.pdf](http://www.manitobapulse.ca/pdf/mag-2004-2005_w.pdf) [Accessed 03 March 2009].



Lopez, L. and Herrera, H. (1970). *Manihot carthaginensis* una yuca silvestre con alto contenido proteico. Contribucion del ICA a la VIII Reunion de Fitotecnica. Bogota, Colombia.

Louie, R, Knoke, J.K. and Findley, W.R. (1990). Elite maize germplasm: Reactions to Maize Dwarf Mosaic and Maize Chorotic Dwarf Viruses. *Crop Science*, 30: 1210–1215.

Löve (1984). Conspectus of the Triticeae. *Feddes Repert*, 95: 425–426, 492, 496, 510, 503–504.

Löve, S. (1999). Founding clones, major contributing ancestors, and exotic progenitors of prominent North American potato cultivars. *American Journal of Potato Research*, 76: 263–272.

Lovisolo, M.R. and Galat, B.G. (2007). Ultrastructure and development of the megagametophyte in *Eleusine tristachya* (Lam.) Lam. (*Poaceae*). *Flora – Morphology, Distribution, Functional Ecology of Plants*, 202(4): 293–301.

Lu, B.R., Zheng, K.L., Qian, H.R. and Zhuang, J.Y. (2002). Genetic differentiation of wild relatives of rice as assessed by RFLP analysis. *Theoretical and Applied Genetics*, 106(1): 101–6.

Lu, J., Knox, M.R., Ambrose, M.J., Brown, J.K. and Ellis, T.H.N. (1996). Comparative analysis of genetic diversity in pea assessed by RFLP- and PCR- based methods. *Theoretical and Applied Genetics*, 93: 1103–1111.

Ma, H., Singh, R.P. and Mujeeb-Kazi, A. (1995). Resistance to stripe rust in *O. rufipogon*, *T. tauschii* and their synthetic hexaploids, *Euphytica*, 82: 117–124.

Mabberley, D.J. (2008). *The PlantBook. A Portable Dictionary of the Vascular Plants*. Third edition. Cambridge University Press, Cambridge.

Mabey, R. (1996). *Flora Britannica*. Chatto & Windus, London.

Mabey, R. (2003). *Food for Free*. Harper Collins Publishers, London.

MacDonald, J.A. and Austin, D.F. (1990). Changes and additions in *Ipomoea* section *Batatas* (*Convolvulaceae*). *Brittonia*, 42(2): 116–120.

MacNeish, R.S. (1985). The archaeological record on the problem of the domestication of corn. *Maydica*, 30: 171–178.

McFadden, E.S. (1930). A successful transfer of Emmer characters to vulgare wheat. *Journal of Agronomy*, 22: 1020–1034.

Magelsdorf, P.C. (1974). *Corn its origins, evolution and improvement*. Harvard University Press, Cambridge, MA.

Magos Brehm, J., Maxted, N., B. V. Ford-Lloyd B.V. and Martins-Loução, M.A. (2007). National inventories of crop wild relatives and wild harvested plants: case-study for Portugal. *Genetic Resources and Crop Evolution*, 55: 779–796.

Maia, F.M.M., Oliveira, J.T.A., Matos, M.R.T., Moreira, R.A. and Vasconcelos, I.M. (2000). Proximate composition, amino acid content and haemagglutinating and trypsin-inhibiting activities of some Brazilian *Vigna unguiculata* (L) Walp cultivars. *Journal of the Science of Food and Agriculture*, 80(4): 453–458.

Malhotra, R.S., Khalaf, G., Hajar, S. and Arslan, S. (2003). Interspecific hybridization in chickpea. In: *Chickpea research for the millennium*. Proceedings of International Chickpea Conference, pp. 41–50, Indira Gandhi Agricultural University, Raipur, Chattisgarh, India.

Mallikarjuna, N. (1999). Ovule and embryo culture to obtain hybrids from interspecific incompatible pollinations in chickpea. *Euphytica*, 110: 1–6.





Mallikarjuna, N., Pande, S., Jadhav, D.R., Sastri, D.C. and Rao, J.N. (2004). Introgression of disease resistance genes from *Arachis kempffmercadoi* into cultivated groundnut. *Plant Breeding*, 123: 573– 576.

Mallikarjuna, N., and Saxena, K.B. (2005). A new cytoplasmic nuclear male-sterility system derived from cultivated pigeonpea cytoplasm. *Euphytica*, 142: 143–148.

Mann, J.A., Kimber, C.T. and Miller, F.R. (1983). The origin and early cultivation of sorghums in Africa. *Texas Agricultural Experimental Station Bulletin*: 1454.

Manners, G.R. and van Slageren, M. (1998). Research and Production: Cereal Taxonomy Used in Rachis. *Rachis*, 17(1&2): 1–6.

Mano, Y. and Takeda, K. (1998). Genetic resources of salt tolerance in wild *Hordeum* species. *Euphytica*, 103(1): 137–141.

Marais, G.F., McCallum, B. and Marais, A.S. (2008). Wheat leaf rust resistance gene Lr59 derived from *Aegilops peregrina*. *Plant breeding*, 127(4): 340–345.

Marchais, L. and Tostain, S. (1997). Analysis of reproductive isolation between pearl millet (*Pennisetum glaucum* (L.) R. Br.) and *P. ramosum*, *P. schweinfurthii*, *P. squamulatum*, *Cenchrus ciliaris*. *Euphytica*, 93: 97–105.

Maréchal, R., Mascherpa, J. and Stainier, F. (1978). Etude taxonomique d'un groupe complexe d'espèces des genres *Phaseolus* et *Vigna* (Papilionaceae) sur la base de données morphologiques et polliniques, traitées par l'analyse informatique. *Boissiera*, 28: 1–273.

Margules, C.R. (1989). Introduction to some Australian developments in conservation evaluation. *Biological Conservation*, 50: 1–11.

Margules, C.R. and Pressey, R.L. (2000). Systematic conservation planning. *Nature*, 405: 243–253.

Margules, C.R., Nicholls, A.O. and Pressey, R.L. (1988). Selecting networks of reserves to maximize biological diversity. *Biological Conservation*, 43, 63–76.

Mariac, C., Luong, V., Kapran, I., Mamadou, A., Sagnard, F., Deu, M., Chantereau, J., Gerard, B., Ndjeunga, J., Bezançon, G., Pham, J-L. and Vigouroux, Y. (2006). Diversity of wild and cultivated pearl millet accessions (*Pennisetum glaucum* [L.] R. Br.) in Niger assessed by microsatellite markers. *Theoretical and Applied Genetics*, 114, 49–58.

Marri, P.M., Sarala, N., Reddy, L.V. and Siddiq, E.A. (2005). Identification and mapping of yield and yield related QTL from art Indian accession of *Oryza rufipogon*. *BMC Genetics*, 6: 33.

Martel, E., Poncet, V., Lamy, F., Siljak-Yakovlev, S., Lejeune, B. and Sarr, A., (2004). Chromosome evolution of *Pennisetum* species (*Poaceae*): implications of ITS phylogeny. *Plant Systematics and Evolution*, 249: 139–149.

Martín, A. and Cabrera, A. (2005). Cytogenetics of *Hordeum chilense*: current status and considerations with reference to breeding. *Cytogenetic and Genome Research*, 109(1/3): 378–384.

Martin, G.B., Brommonschenkel, S.H., Chunwongse, J., Frary, J., and Ganai, M.W. *et al.* (1993). Map-based cloning of a protein kinase gene conferring disease resistance in tomato. *Science*, 262: 1432–1436.

Martinez C.P., Borrero J., Almeida A., Duque M.C., Correa-Victoria F., Silva, J. and Tohme, J. (2002). Utilization of New Alleles from Wild Rice Species to Improve Cultivated Rice in Latin America. [http://www.ciat.cgiar.org/riceweb/pdfs/poster\\_alleles.pdf](http://www.ciat.cgiar.org/riceweb/pdfs/poster_alleles.pdf) [Accessed 01 February 2009].

Matsubara, K., Khin-Thidar, K. and Sano, Y. (2003). A gene block causing cross-incompatibility hidden in wild and cultivated rice. *Genetics*, 165(1): 343–352.

Matus, I., Corey, A., Filichkin, T., Hayes, P.M., Vales, M.I., Kling, J., Riera-Lizarazu, O., Sato, K., Powell, W. and Waugh R. (2003). Development and characterization of recombinant chromosome substitution lines (RCSLs) using *Hordeum vulgare* subsp. *spontaneum* as a source of donor alleles in a *Hordeum vulgare* subsp. *vulgare* background. *Genome*, 46: 1010–1023.

Maunder, M. (2001). Plant conservation. *Encyclopaedia of Biodiversity: (Vol. 4)*. Pp. 645–657. Academic Press, London,

Maxted, N. (1988). A new species of *Vicia* from South-west Turkey. *Notes from Edinburgh Botanical Gardens*, 45(3): 453–456.

Maxted, N. (1993). A phenetic investigation of *Vicia* L. subgenus *Vicia* (*Leguminosae*, *Vicieae*). *Botanical Journal of the Linnean Society*, 111: 155–182.

Maxted, N. (1995). An ecogeographic study of *Vicia* subgenus *Vicia*. *Systematic and Ecogeographic Studies in Crop Genepools 8*. IBPGR, Rome.

Maxted, N. (2009). Use it or lose it: improving the conservation/use link as a tool to sustain agrobiodiversity. In: *Underutilized Plant Species for Food, Nutrition, Income and Sustainable Development* (eds. Jaenicke, H. and Bordoni, P.), *Acta Horticulturae*, (ISHS) 663: 41–60.

Maxted, N. and Kell, S. (1998). Ecogeographic techniques and *in situ* conservation: a case study for the legume genus *Vicia* in Turkey. In: *The proceedings of international symposium on in situ conservation of plant diversity* (eds. Zencirci, N., Kaya, Z., Anikster, Y. and Adams, W.T.), Pp. 323–344. Central Research Institute for Field Crops, Ankara, Turkey.

Maxted, N. and Ambrose, M. (2001). Peas (*Pisum* L.) In: *Plant Genetic Resources of Legumes in the Mediterranean* (Eds. Maxted, N. and Bennett, S.J.). Pp. 181–190. Kluwer, Dordrecht.

Maxted, N., Khabttab, A. and Bisby, F.A. (1991). Domesticated legumes and their wild relatives: newly discovered relatives of *Vicia faba* do little to resolve the enigma of its origin. *Botanika Chronika*, 10: 129–159.

Maxted, N., Van Slageren, M.W. and Rihan, J. (1995). Ecogeographic surveys. In: *Collecting plant genetic diversity: technical guidelines* (ed. Guarino, L., Ramanatha Rao, V. and Reid, R.), Pp. 255–286. CAB International, Wallingford.

Maxted, N., Ford-Lloyd, B.V. and Hawkes, J.G. (1997a). *Plant genetic conservation: the in situ approach*. Chapman & Hall, London.

Maxted, N., Hawkes, J.G., Ford-Lloyd, B.V. and Williams, J.T. (1997b). A practical model for *in situ* genetic conservation. In: *Plant genetic conservation: the in situ approach* (eds. Maxted, N., Ford-Lloyd, B.V. and Hawkes, J.G.), Pp. 339–367. Chapman & Hall, London.

Maxted, N., Hawkes, J.G., Guarino, L. and Sawkins, M. (1997c). The selection of taxa for plant genetic conservation. *Genetic Resources and Crop Evolution*, 44: 337–348.

Maxted, N., Ford-Lloyd, B.V. and Hawkes, J.G. (1997d). Complementary Conservation Strategies. In: *Plant genetic conservation: the in situ approach* (eds. Maxted, N., Ford-Lloyd, B.V. and Hawkes, J.G.), Pp. 20– 55. Chapman & Hall, London.

Maxted, N., Guarino, L. and Dulloo, M.E. (1997e). Management and monitoring. In: *Plant genetic conservation: the in situ approach* (eds. Maxted, N., Ford-Lloyd, B.V. and Hawkes, J.G.), Pp. 144–159. Chapman & Hall, London.

Maxted, N., Erskine, W. Singh, D.P., Robertson, L.D. and Asthana, A.N. (2000). Are our germplasm collections museum items? In: *Linking research and marketing opportunities for pulses in the 21st century. Proceedings of third International Food Legume Research Conference* (ed. Knight, R.). Pages 589–602. Kluwer Academic Publishers, Dordrecht, the Netherlands.



Maxted, N., Guarino, L. and Shehadeh, A. (2003). *In Situ* Techniques for Efficient Genetic Conservation and Use: A Case Study for Lathyrus. In: XXVI International Horticultural Congress: Plant Genetic Resources, The Fabric of Horticulture's Future (Eds. P.L. Forsline, C. Fideghelli, H. Knüpffer, A.

Meerow, J. Nienhus, K. Richards, A. Stoner, E. Thorn, A.F.C. Tombolato, D. Williams). *Acta Horticulturae*, (ISHS) 623: 41–60.

Maxted, N., Mabuza-Dlamini, P., Moss, H., Padulosi, S., Jarvis, A. and Guarino, L. (2004). An Ecogeographic Survey: African *Vigna*. Systematic and Ecogeographic Studies of Crop Genepools 10. International Plant Genetic Resources Institute, Rome, Italy.

Maxted, N., Ford-Lloyd, B.V., Jury, S.L., Kell, S.P. and Scholten, M.A. (2006). Towards a definition of a crop wild relative. *Biodiversity and Conservation*, 15(8): 2673–2685.

Maxted, N., Scholten, M.A., Codd, R. and Ford-Lloyd, B.V. (2007). Creation and use of a national inventory of crop wild relatives. *Biological Conservation*, 140: 142–159.

Maxted, N., Dulloo, E., Ford-Lloyd, B.V., Iriondo, J. and Jarvis, A. (2008a). Genetic gap analysis: a tool for more effective genetic conservation assessment. *Diversity and Distributions*, 14: 1018–1030.

Maxted, N., Iriondo, J.M., De Hond, L., Dulloo, M.E., Lefèvre, F., Asdal, A., Kell, S.P. and Guarino, L. (2008b). Genetic Reserve Management. In: *Conserving Plant Genetic Diversity in Protected Areas: Population*

Management of Crop Wild Relatives (eds. Iriondo, J.M., Dulloo, M.E. and Maxted, N.). Pp. 65–87. CAB International Publishing, Wallingford.

Maxted, N., White, K., Valkoun, J. Konopka, J. and Hargreaves, S. (2008c). Towards a conservation strategy for *Aegilops* species. *Plant Genetic Resource: Characterization and Utilization*, 6(2): 126–141.

Maxted, N., Ford-Lloyd, B.V. and Kell, S.P. (2008d). Crop wild relatives: establishing the context. In: Maxted, N., Ford-Lloyd, B.V., Kell, S.P., Iriondo, J., Dulloo, E. and Turok, J. (eds.), *Crop Wild Relative Conservation and Use*. Pp. 3–30. CAB International, Wallingford, UK.

Maxted, N., Kell, S.P., Magos Brehm, J. and Ford-Lloyd, B.V., (In Prep.). Systematic strategies for crop wild relative conservation.

McFadden, E.S. (1930). A successful transfer of emmer characters to vulgare wheat. *Journal of the American Society of Agronomy*, 22: 1020–1034.

McFadden, E.S. and Sears, E.R. (1946). The origin of *Triticum spelta* and its free-threshing hexaploid relatives. *Journal of heredity*, 37: 81–107.

McIntosh, R.A., Silk, J. and The, T.T. (1966). Cytogenetic studies in wheat .17. monosomic analysis and linkage relationships of Gene Yr15 for resistance to stripe rust. *Euphytica*, 89: 395–399.

McIntosh, R.A., Yamazaki, Y., Devos, K.M., Dubcovsky, J., Rogers, W.J. and Appels, R. (2003). Catalogue of Gene Symbols for Wheat. In: Pogna, N.E., Romano, M., Pogna, E.A., and Galterio, G. (eds.) *Proceedings of the 10th International Wheat Genetics Symposium*. S.I.M.I., Rome, Vol. 4 and MacGene2003 database on CD.

McNeely, J.A. and Guruswamy L.D. (1998). Conclusions: how to save the biodiversity of planet earth. In: *Protection of Global Biodiversity: Converging Strategies* (eds. Lakshman, D.G. and McNeely, J.A.). pp. 376–391. Duke University Press, Durham.

McLachlan, J.S., Hellmann, J.J. and Schwartz M.W. (2007). A framework for debate of assisted migration in an era of climate change. *Conservation Biology*, 21: 297–302.

- Mehra K.L. (1963). Differentiation of cultivated and wild *Eleusine* species. *Phyton*, 20, 189–198.
- Meilleur, B.A. and Hodgkin, T. (2004). *In situ* conservation of crop wild relatives. *Biodiversity and Conservation*, 13: 663–684.
- Mesfin, A., Frohberg, R.C. and Anderson, J.A. (1999). RFLP markers associated with high grain protein from *O. rufipogon* L. var. *dicoccoides* introgressed into hard red spring wheat. *Crop Science*, 39: 508–513.
- Mesfin, A., Frohberg, R.C., Khan, K. and Olson T.C. (2000). Increased grain protein content and its association with agronomic and end-use quality in two hard red spring wheat populations derived from the *O. rufipogon* L. var. *dicoccoides*. *Euphytica*, 116: 237–242.
- Miller, T.E., Reader, S.M., Ainsworth, C.C. and Summers, R.W. (1987). The introduction of a major gene for resistance to powdery mildew of wheat, *Erysiphe graminis* f. sp. *tritici* from *Aegilops speltoides* into wheat, *T. aestivum*. In: Jorna, M.L. and Shootmaker, L.A.J. (eds) *Cereal breeding related to integrated cereal production*. pp 179–183. Proceedings of Eucarpia Conference, Wageningen, The Netherlands.
- Millet, E., Manisterski, J. and Ben-Yehuda, P. (2008). Exploitation of wild cereal for wheat improvement in the Institute for Cereal Crop improvement. In: Maxted, N., Ford-Lloyd, B.V., Kell, S.P., Iriondo, J., Dulloo, E. and Turok, J. (eds.) *Crop Wild Relative Conservation and Use*. Pp. 556–565. CAB International, Wallingford.
- Mithen, R. (1987). The African gene pool of *Vigna*. I. *V. nervosa* and *V. unguiculata* from Zimbabwe. *Plant Genetic Resources Newsletter*, 70: 13–19.
- Mithen, R. and Kibblewhite, H. (1993). Taxonomy and Ecology of *Vigna unguiculata* (*Leguminosae-Papilionoideae*) in South–Central Africa. *Kirkia*, 14(1): 100–113.
- Mitteau, M. and Soupizet, F. (2000). Preparation of a preliminary list of priority target species for *in situ* conservation in Europe. In: ECP/GR *In situ* and On-farm Conservation Network Report of a Task Force on Wild Species Conservation in Genetic Reserves and a Task Force on On-farm Conservation and Management Joint meeting, 18–20 May 2000, Isola Polvese, Italy (comp. Laliberté, B., Maggioni, L. Maxted, N., Negri, V.). Pp. 32–42. IPGRI, Rome, Italy.
- Moncada, P., Martínez, C., Borrero, J., Chatel, M., Gauch, Jr. H., Guimaraes, E., Tohme, J. and McCouch, S. (2001). Quantitative trait loci for yield and yield components in an *Oryza sativa* × *Oryza rufipogon* BC2F2 population evaluated in an upland environment. *Theoretical and Applied Genetics*, 102: 41–52.
- Monforte, A.J., and Tanksley, S.D. (2000). Development of a set of near isogenic and backcross recombinant inbred lines containing most of the *Lycopersicon hirsutum* genome in a *L. esculentum* genetic background: A tool for gene mapping and gene discovery. *Genome*, 43: 803–813.
- Monti, L. (1983). Natural and induced variability in peas for protein production. In: *Perspectives for pea and lupins as protein crops*. (eds. R. Thompson and R. Casey). pp 23–29. Martinus, Nijhoff, The Hague.
- Montúfar, R. & Pitman, N. (2004). *Solanum* spp. In: IUCN 2008. 2008 IUCN Red List of Threatened Species, <http://www.iucnredlist.org>. Downloaded on 21 November 2009.
- Moore, J.D., Kell, S.P., Maxted, N., Iriondo, J.M., Ford-Lloyd, B.V. and contributors, (2005–2008). International Crop Wild Relative Information Schema Release 2.2. University of Birmingham, United Kingdom, <http://www.pgrforum.org/CWRML.xsd> [Accessed 13 March 2009].
- Moore, J.D., Kell, S.P., Maxted, N., Iriondo, J.M. and Ford-Lloyd, B.V. (2008). CWRML: representing crop wild relative conservation and use data in XML. *BMC Bioinformatics* 9: 116. doi:10.1186/1471-2105-9-116.



Moseman, J.G., Nevo, E. and Zohary, D. (1983). Resistance of *Hordeum spontaneum* collected in Israel to infection with *Erysiphe graminis hordei*. *Crop Science*, 23: 1115–1119.

Moss, J.P., Singh, A.K., Nigam, S.N., Hildebrand, G.L., Govinden, N., Ismael, F.M., Subrahmanyam, P. and Reddy L.J. (1998). Registration of ICGV SM 86715. *Crop Science*, 38: 572.

Moss, J.P., Singh, A.K., Reddy, L.J., Nigam, S.N., Subrahmanyam, P., McDonald, D. and Reddy, A.G.S. (1997). Registration of ICGV 87165 peanut germplasm with multiple resistance. *Crop Science*, 37: 1028.

Mujeeb-Kazi, A. and Hettel, G.P. (1995). Utilizing Wild Grass Biodiversity in Wheat Improvement: 15 Years of Wide Cross Research at CIMMYT. CIMMYT Research Report No. 2. pp 1–140. CIMMYT, Mexico, D.F.

Mujeeb-Kazi, A. and Hettel, G.P. (1996). Utilizing wild grass biodiversity in wheat improvement: 15 years of wide cross research at CIMMYT. CIMMYT Research Report No. 2. CIMMYT, Mexico.

Mujeeb-Kazi, A., Villareal, R.L. Gilchrist, L.I. and Rajaram, S. (1996). Registration of five wheat germplasm lines resistant to *Helminthosporium* leaf blight. *Crop Science*, 36: 216–217.

Mujeeb-Kazi, A., Fuentes-Davila, G., Villareal, R.L., Cortes, A., Roasas, V. and Delgado, R. (2001). Registration of 10 synthetic hexaploid wheat and six bread wheat germplasm resistant to karnal bunt. *Crop Science*, 41: 1652–1653.

Mueller, J.M. and Hellmann, J.J. (2008). An assessment of invasion risk from assisted migration. *Conservation Biology*, 22(3): 562–567.

Multani, D.S., Jena, K.K., Brar, D.S., de los Reyes, B.C., Angeles, E.R. and Khush, G.S. (1994). Development of monosomic alien addition lines and introgression of genes from *O. australiensis*, Domin. to cultivated rice *O. sativa*. *Theoretical and Applied Genetics*, 88: 102–109.

Mumtaz, A. S. (2005). Taxonomic, Genetic and Ecogeographic Studies in Peas (*Pisum* L.). Unpublished Ph.D. Thesis. School of Biosciences, University of Birmingham.

Munoz, L.C., Blair, M.W., Duque, M.C., Tohme, J. and Roca, W. (2004). Introgression in common bean x Tepary bean interspecific congruity-backcross lines as measured by AFLP marker. *Crop Science*, 44: 637–645.

Muratova, V.S. (1931). Common beans (*Vicia faba* L.). *Bulletin of Genetics and Plant Breeding (Leningrad)*, 50: 248–298.

Naidoo, R and Ricketts, T.H., (2006). Mapping the Economic Costs and Benefits of Conservation. *PLoS Biology*, 4(11): e360 doi:10.1371/journal.pbio.0040360

Nair, S.G. and Unnikrishnan, M. (2007). Recent trends in cassava breeding in India. In Ortiz, R. and N.M.A.

Nassar (eds.) *Cassava Improvement to Enhance Livelihoods in Sub-Saharan Africa and North-eastern Brazil*. First International Meeting on Cassava Breeding, Biotechnology and Ecology, Brazil, 11–15

November 2006: Proceedings. Pp. 37–53. University of Brazil.

Nassar, N.M.A. (1978a). Microcentres of wild cassava *Manihot* spp. diversity in central Brazil. *Turrialba*, 28: 345–347.

Nassar, N.M.A. (1978b). Wild *Manihot* species of central Brazil for cassava breeding. *Canadian Journal of Plant Science*, 58: 257–261.

Nassar, N.M.A. (2000). Wild cassava, *Manihot* spp.: biology and potentialities for genetic improvement. *Genetics and Molecular Biology*, 23: 201–212.

Nassar, N.M.A. (2003). Gene flow between cassava, *Manihot esculenta* Crantz, and wild relatives. *Genetics and Molecular Research*, 2(4): 334–347.

Nassar, N.M.A. (2006). Cassava genetic resources: extinct everywhere in Brazil. *Genetic Resources and Crop Evolution*, 53: 975–983.

Nassar, N.M.A. (2007). Cassava genetic resources: wild species and indigenous cultivars and their utilization for breeding of the crop. In Ortiz, R. and N.M.A. Nassar (eds.) *Cassava Improvement to Enhance Livelihoods in SubSaharan Africa and Northeastern Brazil. First International Meeting on Cassava Breeding, Biotechnology and Ecology, Brazil, 11–15 November 2006: Proceedings*. University of Brazil. Pp. 5–30.

Nassar, N.M.A. and Dorea, G. (1982). Protein contents of cassava cultivars and its hybrid with *Manihot* species. *Turrialba*, 32: 429–432.

Nassar, N.M.A., Santos, E. and David, S. (2000). The transference of apomixis genes from *Manihot neusana*

Nassar to cassava, *M. esculenta* Crantz. *Hereditas*, 132:167–170.

Nassar, N.M.A., Hashimoto, D.Y.C. and Fernandes, S.D.C. (2008). Wild *Manihot* species: botanical aspects, geographic distribution and economic value. *Genetics and Molecular Research*, 7(1): 16–28.

Nasution, R.E. (1991). A taxonomic study of the species *Musa acuminata* Colla with its intraspecific taxa in Indonesia. *Memoirs of Tokyo University of Agriculture*, 23: 1–122.

National Research Council (1996). *Lost Crops of Africa vol. I: Grains*. Board on Science and Technology for International Development. National Academy Press Washington, D.C.

Nault, L.R., Gordon, D.T., Damsteegt, V.D., and Iltis, H.H. (1982). Response of annual and perennial teosintes (*Zea*) to six maize viruses. *Plant Disease*, 66: 61–62.

Nee, M. (1999). Synopsis of *Solanum* in the New World. In: *Solanaceae IV: Advances in biology and utilization* (eds. Nee, M, Symon, D.E., Lester, R.N. and Jessop, J.P.) Pp. 285–334. Royal Botanic Gardens, Kew, London.

Neves, S.S., Swire-Clark, G., Hilu, K.W. and Baird, W.V. (2005). Phylogeny of *Eleusine* (*Poaceae: Chloridoideae*) based on nuclear ITS and plastid trnF sequences. *Molecular Phylogenetics and Evolution*, 35, 395–419.

Nevski, S.A. (1941). Beiträge zur Kenntniss der wildwachsenden Gersten in Zusammenhang mit der Frage über den Ursprung von *Hordeum vulgare* L. und *Hordeum distichon* L. (Versuch einer Monographie der Gattung *Hordeum*). – Trudy Botanicheskogo Instituta Akademii Nauk, SSR series, 1(5): 64–255.

Ng, N.Q. and Padulosi, S. (1991). Cowpea gene pool distribution and crop improvement. In: *Crop genetic resources of Africa, Vol. 2*. (Eds. Ng, N.Q., Perrino, P., Attere, F. and Zedan, H.) Pp. 161–174. IITA, Ibadan, Nigeria.

Nguyen, B., Brar, D., Bui, B., Nguyen, T., Pham, L. and Nguyen, H. (2003). Identification and mapping of the QTL for aluminium tolerance introgressed from the new source, *Oryza rufipogon* Griff, into indica rice (*Oryza sativa* L.). *Theoretical and Applied Genetics*, 106: 583–593.

Noori, S.A.S. (2005). Assessment for salinity tolerance through intergeneric hybridization: *Triticum durum* x *Ae. Speltoides*. *Euphytica*, 146: 149–155.

Novak, F.J. (1992). *Musa* (Bananas and Plantains). In: *Biotechnology of Perennial Fruit Crops* (eds. Hammerschlag, F. A. and Lite, R. E.) Pp. 449–488. CAB International, Wallingford, Oxon, UK.



Nwanze, K.F., Prasada, Rao, K.E. and Soman, P. (1990). Understanding and manipulating resistance mechanisms in sorghum for control of the shoot-fly. In: Proceedings of International Symposium on molecular and genetic approaches to plant stress. New Delhi. 14–17th Feb 1990.

Nweke, F. (2004). New Challenges in the Cassava Transformation in Nigeria and Ghana. Environment and Production Technology Division Discussion Paper. International Food Policy Research Institute, Washington, DC.

O'Hair, S.K. (1995). New Crop FactsHEET: Cassava. Centre for New Crops and Plant Products, Purdue University. <http://www.hort.purdue.edu/newcrop/cropfactsheets/cassava.html> [Accessed 21 October 2008].

O'Neill, G.A., Ukrainetz, N.K., Carlson, M., Cartwright, C.V., Jaquish, B.C., King, J.N., Krakowski, J., Russell, J.H., Stoehr, M.U., Xie, C-Y. and Yanchuk, A.D. (2008). Assisted migration to address climate change in British Columbia: recommendations for interim seed transfer standards. Technical Report 048. B.C. Ministry of Forest and Range, Research Branch, Vernon, British Columbia.

O'Regan, F. (2007). An examination of the European internet search catalogue (EURISCO) with special reference to the quality of passport data and crop wild relatives. Unpublished MSc thesis, University of Birmingham, Birmingham UK.

Ochatt, S.J., Benabdelmouna, A., Marget, P., Aubert, G., Moussy, F., Pontécaille, C. and Jacas, L. (2004). Overcoming hybridization barriers between pea and some of its wild relatives. *Euphytica*, 137: 353–359.

Ochoa, C.M. (1990). *The Potatoes of South America: Bolivia*. Cambridge University Press, Cambridge, U.K.

Oduori, C.O.A. (2005). The importance and research status of finger millet in Africa. A Paper Presented at the McKnight Foundation Collaborative Crop Research Program Workshop on Tef and Finger Millet: Comparative Genomics of the Chloridoid Cereals at the Biosciences for East and Central Africa (BECA) ILRI, Nairobi, Kenya, 28–30 June 2005, [http://mcknight.ccrp.cornell.edu/program\\_docs/event/nairobi05/nairobi05\\_paper\\_oduori\\_jun05.pdf](http://mcknight.ccrp.cornell.edu/program_docs/event/nairobi05/nairobi05_paper_oduori_jun05.pdf) [Accessed 21 October 2008].

Ogawa, T. (2003). Genome research in genus *Oryza*. In: Monograph on Genus *Oryza* (Nanda, J.S. and Sharma, S.D.). Pp. 171–212. Science Publishers Inc., Plymouth, UK.

Oka, H.I. (1988). *Origin of cultivated rice*. Elsevier, Amsterdam.

Oka, H.I. (1991). Genetics diversity of wild and cultivated rice. In: *Rice Biotechnology* (eds. Khush, G.S. and Toenniessen, H.). Pp. 55–81. CABI, Wallingford.

Oliver, R.E., Cai, X., Xu, S.S., Chen, X. and Stack, R.W. (2005). Wheat-alien species derivatives: A novel source of resistance to *fusarium* head blight in wheat. *Crop Science*, 45: 1353–1360.

Ortega-Huerta, M.A., and Peterson, A.T. (2004). Modelling spatial patterns of biodiversity in Northeastern Mexico. *Diversity and Distributions*, 10: 39–54.

Ortiz, R. (2007). Improving cassava for enhancing yield, minimizing pest losses, and creating wealth in sub-Saharan Africa. In Ortiz, R. and N.M.A. Nassar (eds.) *Cassava Improvement to Enhance Livelihoods in Sub-Saharan Africa and Northeastern Brazil*. First International Meeting on Cassava Breeding, Biotechnology and Ecology, Brazil, 11–15 November 2006: Proceedings. University of Brazil. Pp. 129–141.

Oselebe, H.O., Tenkouano, A. and Pillay, M. (2006). Ploidy variation of *Musa* hybrids from crosses. *African Journal of Biotechnology*, 5(11): 1048–1053.

Padulosi, S. (1993). Genetic diversity, taxonomy and ecogeographic survey of the wild relatives of cowpea (*Vigna unguiculata*). PhD. Thesis. University of Louvain-La Neuve, Belgium.

Parzys, H. and Przybylska, J. (1984). Isoenzyme variation in the genus *Pisum* VI. Electrophoretic analysis of variation in the legumin fraction composition. *Genetica Polonica*, 24(1): 21–38.

Pasquet, R.S. (1993a). Classification infraspecific des formes spontanées de *Vigna unguiculata* (L.) Walp. (*Fabaceae*) a partir de données morphologiques. *Bulletin Jardin Botanique de Nationale Belgique*, 62: 127–173.

Pasquet, R.S. (1993b). Two new subspecies of *Vigna unguiculata* (*Leguminosae: Papilionoideae*). *Kew Bulletin*, 48(4): 805–806.

Pasquet, R.S. (1996a). Wild cowpea (*Vigna unguiculata*) evolution. In: *Advances in Legume Systematics 8: Legumes of Economic Importance* (eds. Pickersgill B., Lock J.M.). Pp. 95–100. Royal Botanic Gardens, Kew.

Pasquet, R.S. (1996b). Cultivated cowpea (*Vigna unguiculata*): genetic organization and domestication. In: *Advances in Legume Systematics 8: Legumes of Economic Importance* (eds. Pickersgill B., Lock J.M.). Pp. 101–108. Royal Botanic Gardens, Kew.

Pasquet, R.S. (1997). A new subspecies of *Vigna unguiculata* (*Leguminosae: Papilionoideae*). *Kew Bulletin*, 52(4): 840.

Pasquet, R.S. (1998). Morphological study of cultivated cowpea *Vigna unguiculata* (L.) Walp. Importance of ovule number and definition of cv gr *Melanophthalmus*. *Agronomie*, 18: 61–70.

Pasquet, R.S. (1999). Genetic relationships among subspecies of *Vigna unguiculata* (L.) Walp. based on allozyme variation. *Theoretical and Applied Genetics*, 98: 1104–1119.

Patto, M.C.V., Aardse, A., Buntjer, J., Rubiales, D., Martín, A. and Niks, R.E. (2001). Morphology and AFLP markers suggest three *Hordeum chilense* ecotypes that differ in avoidance to rust fungi. *Canadian Journal of Botany*, 79(2): 204–213.

Paulsen, G.M. (2000). International Contributions to the improvement and marketing of Kansas wheat. Keeping Up With Research, 126, February 2000. Kansas State University Agricultural Experiment Station and Cooperative Extension Service. Available at: <http://www.oznet.ksu.edu/library/crps12/srl126.pdf> [Accessed 03 March 2009].

Pavek, D.S., Lamboy, W.F., and Garvey, E.J. (1999). Ecogeographic Study of *Vitis* Species: Final Report for Caloosa and Sweet Mountain Grapes. Unpublished report, USDA Pullman.

Pavek, D.S., Lamboy, W.F. and Garvey, E.J. (2003). Selecting *in situ* conservation sites for grape genetic resources in the USA. *Genetic Resources and Crop Evolution*, 50: 165–173.

Peloquin, S.J. (1983). Utilization of exotic germplasm in potato breeding: Germplasm transfer with haploids and 2n gametes. In: Brown WL, editor *Conservation and utilization of exotic germplasm to improve varieties. The 1983 Plant Breeding Research Forum; 1983 August 9–11; Heber Springs, Arkansas Des Moines (Iowa): Pioneer Hi-Bred International*. Pp. 147–167.

Peña, R.J., Zarco-Hernandez, J. and Mujeeb-Kazi, A. (1995). Glutenin subunit compositions and breadmaking quality characteristics of synthetic hexaploid wheats derived from *O. rufipogon* x *Triticum tauschii* (Coss.) Schmal crosses. *Journal of Cereal Science*, 21: 15–23.

Peng, J.H., Fahima, T., Röder, M.S., Li, Y.C., Dahan, A., Grama, A., Ronin, Y.I., Korol, A.B. and Nevo, E. (1999) Microsatellite tagging of the stripe-rust resistance gene YrH52 derived from wild emmer wheat, *Triticum dicoccoides*, and suggestive negative crossover interference on chromosome 1B. *Theoretical and Applied Genetics*, 98: 862–872.

Pestsova, E.G., Borner, A. and Roder, M.S. (2002). Development of wheat D-genome introgression lines assisted by microsatellite markers. In: Hernández P, Moreno MT, Cubero JI, Martín A, editors *Proceedings of the Fourth International Triticeae Symposium; 2001 September; Cordoba, Spain Cordoba (Spain): Junta de Andalucía, Consejera de Agricultura y Pesca*. Pp. 207–210.





Pestsova, E.G., Borner, A. and Roder, M.S. (2003). Application of microsatellite markers to develop *Triticum aestivum*-*Aegilops tauschii* defined introgression lines. In: Borner, A., Snape, J.W., Law, C.N. (eds) Proceedings of the Twelfth International EWAC (European Wheat Aneuploid Cooperative) Workshop; 2002 July 1–6; Norwich, United Kingdom Norwich (United Kingdom): John Innes Centre. Pp. 32–35.

Pestsova, E.G., Borner, A. and Roder, M.S. (2006). Development and QTL assessment of *Triticum aestivum*-*Aegilops tauschii* introgression lines. *Theoretical and Applied Genetics*, 112: 634–647.

PGR Forum (2003–2005). European Crop Wild Relative Diversity Assessment and Conservation Forum. University of Birmingham, Birmingham, UK. <http://www.pgrforum.org/> [Accessed 21 October 2008].

PGR Forum (2005). Crop Wild Relative Information System (CWRIS). University of Birmingham, Birmingham, UK. <http://www.pgrforum.org/cwriscwrisc.asp> [Accessed 21 October 2008].

Phillips, O.L. and Meilleur, B. (1998). Usefulness and economic potential of the rare plants of the United States: a status survey. *Economic Botany*, 52(1): 57–67.

Phillips, S.M. (1972). A survey of the *Eleusine* Gaertn. (*Gramineae*) in Africa. *Kew Bulletin*, 27: 251–270.

Phillips, S.M. (1974). *Eleusine*. In: Polhill, R.M. (ed.) *Flora of Tropical East Africa*. Crown Agents for Overseas Governments and Administrations. Pp. 260–267.

Phillips, S.M. (1995). *Poaceae (Gramineae)*. In: Hedberg, I., Edwards, S. (eds.), *Flora of Ethiopia and Eritrea*, Vol. 7. The National Herbarium, Addis Ababa University, Addis Ababa, and Department of Systematic Botany, Uppsala University, Uppsala.

Pickering, R.A., Hill, A.M., Michel, M. and Timmerman-Vaughan, G.M. (1995). The transfer of a powdery mildew resistance gene from *Hordeum bulbosum* L. to barley (*H. vulgare* L.) chromosome 2 (2L). *Theoretical and Applied Genetics*, 91: 1288–1292.

Pickering, R. and Johnston, P.A. (2005). Recent progress in barley improvement using wild species of *Hordeum*. *Cytogenetic and Genome Research*, 109: 344–349.

Pickering, R., Steffenson, B.J., Hill, A.M. and Borovkova I. (1998). Association of leaf rust and powdery mildew resistance in a recombinant derived from a *Hordeum vulgare* x *H. bulbosum* hybrid. *Plant Breeding*, 117: 83–84.

Pickett, S.T.A. and Thompson, J.N. (1978). Patch dynamics and nature reserves. *Biological Conservation*, 13: 27–37.

Pilger, R. (1940). *Gramineae*. In: Engler, A. and K. Prantl, *Die natürlichen Pflanzenfamilien*, Band 14e, Edn. 2. Leipzig.

Pillen, K., Zacharias, A. and Leon, J. (2003). Advanced backcross QTL analysis in barley (*Hordeum vulgare* L.). *Theoretical and Applied Genetics*, 107: 340–352.

Pimentel, D., Wilson, C., McCullum, C., Huang, R., Dwen, P., Flack, J., Tran, Q., Saltman, T. and Cliff, B. (1997). Economic and environmental benefits of biodiversity. *BioScience*, 47: 747–757.

Piper, C.V. (1912). *Agricultural varieties of the cowpea and immediately related species*. USDA. Bureau of Plant Industry, Bulletin No. 229. Washington, Government Printing Office: 1–160.

Piper, C.V. (1926). *Studies in American Phaseolinae*. *Contribution to the U.S. National Herbarium*, 22: 663–701.

PlantLife (2008). Important plant areas. <http://www.plantlife.org.uk/international/plantlife-ipasabout.htm> [Accessed 16 May 2008].

Pollak, L.M. and Pham, H.N. (1989). Classification of maize testing locations in sub-Saharan Africa by using agroclimatic data. *Maydica*, 34: 1133–1138.

Porte, W.A. and Walker, H.B. (1945). A cross between *Lycopersicon esculentum* and disease resistant *L. peruvianum*. *Phytopathology*, 35: 931–933.

Prance, G.T. (1997). The conservation of botanical diversity. In: *Plant genetic conservation: the in situ approach* (eds. Maxted, N., Ford-Lloyd, B.V. and Hawkes, J.G.), Pp. 3–14. Chapman & Hall, London.

Prendergast, H.D.V. (1995). Published sources of information on wild species. In: *Collecting plant genetic diversity: technical guidelines* (eds. Guarino, L., Ramanatha Rao, V.R. and Reid, R.). Pp. 255–280. CAB International, Wallingford.

Prendergast, J.R., Quinn, R.M., Lawton, J.H. Eversham, B.C., Gibbons, D.W. (1993). Rare species, the coincidence of diversity hotspots and conservation strategies. *Nature*, 365: 335–337.

Prescott-Allen, R. and Prescott Allen, C. (1986). *The first resource: wild species in the North American economy*. Yale University, New Haven.

Prescott-Allen, R. and Prescott-Allen, C. (1988). *Genes From the Wild: Using Wild Genetic Resources for Food and Raw Materials*. 2nd edn. International Institute for Environment and Development/Earthscan Publications, London.

Pressey, R.L. (1994). Ad hoc reservations: forward or backward steps in developing representative reserve systems? *Conservation Biology*, 8: 662–668.

Pressey, R.L. and Nicholls, A.O. (1989). Efficiency in conservation evaluation: scoring versus iterative approaches. *Biological Conservation*, 50: 199–218.

Pressey, R.L., Humphries, C.R., Vane-Wright, R.I. and Williams, P.H. (1993). Beyond opportunism: key principles for systematic reserve selection. *Trends in Ecology and Evolution*, 8: 124–128.

Preston, C.D., Pearman, D.A. and Dines, T.D. (2002a). *New Atlas of the British and Irish Flora*. Oxford University Press, Oxford.

Preston, C.D., Telfer, M.G., Arnold H.R., Carey, P.D. Cooper, J.M., Dines, T.D., Hill, M.O., Pearman, D.A., Roy, D.B. and Smart, S.M., (2002b). *The changing flora of the UK*. Defra, London.

Preston, C.D., Pearman, D.A. and Hall, A.R. (2004). Archaeophytes in Britain. *Botanical Journal of the Linnean Society*, 145: 257–294.

Price, H.J., Hodnetta, G.L., Burson, B.L., Dillon, S.L., Stelly, D.M. and Rooney, W.L. (2006). Genotype Dependent Interspecific Hybridization of *Sorghum bicolor*. *Crop Science*, 46: 2617–2622.

Price, N.S. (1995). The origin and development of banana and plantain cultivars. In: *Bananas and Plantains* (ed. Gowen, S.). Pp. 1–12. Chapman and Hall, London, UK.

Przybylska, J. (1983). Comparative study of seed proteins in the genus *Pisum* II. Electrophoretic patterns of alcohol dehydrogenase and isocitrate from cotyledons of ungerminated seeds. *Genetica Polonica*, 25(3): 255–259.

Purseglove, J.W. (1972). *Tropical crops: monocotyledons*, Vol. 1. Longman Group Limited, London.

Putt, E.D. (1978). History and present world status. In: *Sunflower and science and technology* (ed. Carter, J.P.). Pp. 1–29. American Society of Agronomy, Madison, WI (USA).

Qiu, Y.C., Zhou, R.H., Kong, X.Y., Zhang, S.S. and Jia, J.Z. (2005). Microsatellite mapping of a *Triticum urartu* Tum. derived powdery mildew resistance gene transferred to common wheat (*Triticum aestivum* L.). *Theoretical and Applied Genetics*, 111: 1524–1531.



Quist, D. and Chapela, I.H. (2001). Transgenic DNA introgressed into traditional maize landraces in Oaxaca, Mexico. *Nature*, 414: 541–543.

Rabinowitz, D., Linder, C.R., Ortega, R., Begazo, D., Murgula, H., Douches, D.S. and Quiros, C.F. (1990). High levels of interspecies hybridization between *Solanum sparsipilum* and *S. stenotomum* in experimental plots in the Andes. *American Potato Journal*, 67: 73–81.

Rai, K.N., Appa Rao, S. and Reddy, K.N. (1997). Pearl millet. In: Fuccillo, D., L. Sears and P. Stapleton (eds.), *Biodiversity in Trust*. Pp. 243–258. Cambridge University Press, Cambridge.

Rajapakse, S., Nilmalgoda, S.D., Molnar, M., Ballard, R.E., Austin, D.F. and Bohac, J.R. (2004). Phylogenetic relationships of the sweetpotato in *Ipomoea* series *Batatas* (*Convolvulaceae*) based on nuclear  $\beta$ -amylase gene sequences. *Molecular Phylogenetics and Evolution*, 30: 623–632.

Ramsay, L.D., Jennings, D.E., Bohuon, E.J.R., Arthur, A.E. and Lydiat D.J., *et al.* (1996). The construction of a substitution library of recombinant backcross lines in *Brassica oleracea* for the precision mapping of quantitative trait loci (QTL). *Genome*, 39: 558–567.

Rao, G.U., Ben Chaim, A., Borovsky, Y. and Paran, I. (2003). Mapping of yield-related QTLs in pepper in an interspecific cross of *Capsicum annum* and *C. frutescens*. *Theoretical and Applied Genetics*, 106: 1457–1466.

Rao, M.R. and Mathuva, M.N. (2000). Legumes for improving maize yields and income in semi-arid Kenya. *Agricultural Ecosystems and Environment*, 78(2): 123–137.

Rasmussen, S.K. (2006). Genetic diversity for improving nutritional quality of finger millet in India. Workshop: Strategies to utilize high genetic diversity in food crops in developing countries for improving livelihood and food security for poor farmers. Royal Veterinary and Agricultural University, 14 December 2006. University of Copenhagen/Danish Network for Agricultural Research for Development, <http://www.netard.dk/viewPDF.php?id=8dbe2d5735edbf918783c629c76d39d5.pdf> [Accessed 21 October 2008].

Raup, W.J., Amri, A., Hatchett, J.H., Gill, B.S., Wilson, D.L. and Cox, T.S. (1993). Chromosomal location of Hessian fly-resistance genes H22, H23 and H24 derived from *Triticum tauschii* in the D genome of wheat. *Journal of Heredity*, 84: 142–145.

Rawal, K.M., Rachie, K.O. and Francowiak, J.D. (1976). Reduction in seed size in crosses between wild and cultivated cowpeas. *Journal of Heredity*, 67: 253–254.

Rebello, A.G. (1994). Iterative selection procedures: centres of endemism and optimal placement of reserves. In: *Botanical Diversity in Southern Africa* (ed. Huntley, B.J.), Pp. 231–257. National Botanical Institute, Pretoria.

Rebello, A.G. and Siegfried, W.R. (1992). Where should nature reserves be located in the Cape Floristic Region, South Africa? Models for the spatial configuration of a reserve network aimed at maximizing the protection of diversity. *Conservation Biology*, 6: 342–252.

Reddy, L.J. (1990). Morphology. In: *The pigeonpea* (eds. Nene, Y.L., Hall, S.D., Sheila, V.K.). Pp. 47–87. ICRISAT, CAB International, Wallingford, UK.

Reddy, L.J., Green, J.M., Bisen, S.S., Singh, U. and Jambunathan R. (1979). Seed protein studies on *Cajanus cajan*, *Atylosia* spp. and some hybrid derivatives. In: *Proceedings of Symposium on Seed Protein Improvement in Cereals and Grain Legumes*. Vol. II. pp. 105–117. IAEA, FAO and GSF, Neuherberg, Federal Republic of Germany.

Reddy, L.J., Nigam, S.N., Moss, J.P., Singh, A.K., Subrahmanyam, P., McDonald, D. and Reddy, A.G.S. (1996). Registration of ICGV 86699 peanut germplasm line with multiple disease and insect resistance. *Crop Science*, 36: 821

Rich, T.C.G., Bennallick, I.J., Cordrey, L. Kay, Q.O.N., Lockton, A.J. and Rich, L.K. (2002). Distribution and population sizes of *Asparagus prostratus* Dumort.: wild asparagus in Britain. *Watsonia*, 24: 183–192. Richardson, D.M., van Wilgen, B.W., Higgins, S.I., Trinder-Smith, T.H., Cowling, R.M. and McKell, D.H., (1996). Current and future threats to plant biodiversity on the Cape Peninsula, South Africa. *Biodiversity and Conservation*, 5: 607–647.

Rick, C.M. (1967). Exploiting species hybrids for vegetable improvement. *Proceedings XVII International Horticultural Congress*, 3: 217–226.

Rick, C.M. (1974). High soluble-solids content in large-fruited tomato lines derived from a wild greenfruited species. *Hilgardia*, 42: 493–510.

Rick, C.M. (1976). Natural variability in wild species of *Lycopersicon* and its bearing on tomato breeding. *Agraria*, 30: 249–510.

Rick, C.M. (1983). Conservation and use of exotic tomato germplasm. In: Brown WL, editor *Conservation and utilization of exotic germplasm to improve varieties. The 1983 Plant Breeding Research Forum; 1983 August 9–11; Heber Springs, Arkansas Des Moines (Iowa): Pioneer Hi-Bred International. Pp. 147–167.*

Rick, C.M. and Fobes, J.F. (1975). Allozyme variations in the cultivated tomato and closely related species. *Bulletin of the Torrey Botanical Club*, 102: 376–384.

Rick, C.M. and Chetelat, R. (1995). Utilization of related wild species for tomato improvement, *First International Symposium on Solanaceae for Fresh Market. Acta Horticulturae*, 412: 21–38.

Riemann, H. and Ezcurra, E. (2005). Plant endemism and natural protected areas in the peninsula of Baja California, Mexico. *Biological Conservation*, 122, 141–150.

Riggs, R.D., Wang, S., Singh, R.J. and Hymowitz, T. (1998). Possible transfer of resistance to *Heterodora glycine* from *Glycine tomentella* to *Glycine max*. *Journal of Nematology*, 30: 547–552.

Robertson, L.D. (1985). Faba bean germplasm collection, maintenance, evaluation, and use. In: *Faba Beans, Kabuli Chickpeas, and Lentils in the 1980s* (eds. Saxena, M.C. and Verma, S.). Pp. 15–21 ICARDA, Aleppo, Syria.

Robin, C., Lyman, R.F., Long, A.D., Langley, C.H. and Mackay, T.F.C. (2002). Hairy: A quantitative trait locus for *Drosophila* sensory bristle number. *Genetics*, 162: 155–164.

Rogers, D.J. and Appan, S.G. (1973). *Manihot, Manihotoides*. *Flora Neotrópica. Monograph No. 13*. Hafner, New York, NY, USA, 272 pp.

Rong, J.K., Millet, E., Manisterski, J. and Feldman, M. (2000). A new powdery mildew resistance gene: Introgression from wild emmer into common wheat and RFLP-based mapping. *Euphytica*, 115: 121–126.

Rosenow, D.T. and Dahlberg, J.A. (2000). Collections, conservation and utilization of sorghum. In: *Sorghum: origin, history, technology and production* (eds. Smith, C.W. and Frederiksen, R.A.). Pp. 309–328. John Wiley and Sons, Inc., New York, USA.

Ross, H. (1979). Wild species and primitive cultivars as ancestors of potato varieties. In: *Proceedings of the conference broadening the genetic base of crops* (eds. Zeven, A.C. and van Harten A.M.). Pp. 237–245. Centre for Agricultural Publishing and Documentation, Wageningen.

Ross, H. (1986). *Potato Breeding – Problems and Perspectives. Fortschritte der Pflanzenzüchtung 13*. Paul Parey, Berlin and Hamburg.



Roy Davies, D. (1995). Peas: *Pisum sativum* (*Leguminosae* – *Papilionoideae*). In: Evolution of crop plants (eds. Smartt, J. and Simmonds, N.W.), 2nd edition. Pp. 294–296. Longman Group, Harlow, Essex.

Ruge, B., Linz, A., Pickering, R., Proeseler, G., Greif, P. and Wehling, P. (2003). Mapping of Rym14HB, a gene introgressed from *Hordeum bulbosum* and conferring resistance to BaMMV and BaYMV in barley. *Theoretical and Applied Genetics*, 107: 965–971.

Ruge-Wehling, B., Linz, A., Habeku, A. and Wehling, P. (2006). Mapping of RYMI6Hb, the second soilborne virus resistance gene introgressed from *Hordeum bulbosum*. *Theoretical and Applied Genetics*, 113: 867–673.

Russell, G.E. (1978). *Plant breeding for pest and disease resistance*. Butterworths. London, Boston, 485 pp.

Safriel, U.N. (1997). The role of the protected area manager. *Bocconea*, 7: 249–259.

Safriel, U.N., Anikster, Y. and Waldman, M. (1997). Management of nature reserves for conservation of wild relatives and the significant of marginal populations. *Bocconea*, 7: 233–239.

Sagi, L., Gregory, D.M., Remy, S. and Swennen, R. (1998). Recent developments in biotechnological research on bananas (*Musa* spp.). *Biotechnology and Genetic Engineering Review*, 15: 313–327.

Sakamoto, S. (1976). Breeding of a new sweet potato variety, Minamiyutaka, by the use of wild relatives. *Japanese Agricultural Research Questions*, 10(4): 183–186.

Salimath, S.S., de Oliveira, A.C., Godwin, I.D. and Bennetzen, J.L. (1995). Assessment of genome origins and genetic diversity in the genus *Eleusine* with DNA markers. *Genome*, 38(4): 757–63.

Sanchez-Velasquez, L.R. (1991). *Zea diploperennis*: Mejoramiento genetico del maiz, ecologia y la conservación de recursos naturales. *Tiempos de ciencia* 24 Quiloseptiembre: 1–8. University of Guadalajara, Jalisco, Mexico.

Sauer, C.O. (1952). *Agricultural origins and dispersal*. Pp. 1–110. American Geographical Society New York.

Savi, G. (1824). Osservazioni sopra i generi *Phaseolus* et *Dolichos* memoria. *Pisa Nuovo Giornale Lettere*, 8: 113.

Saxena, K.B. and Kumar, R.V. (2003). Development of a cytoplasmic nuclear male-sterility system in pigeonpea using *C. scarabeoides* (L.) Thouars. *Indian Journal of Genetics*, 63: 225–229.

Saxena, K.B., Kumar, R.V., Srivastava, N. and Shiyong, B. (2005). A cytoplasmic-nuclear male-sterility system derived from a cross between *Cajanus cajanifolius* and *Cajanus cajan*. *Euphytica*, 145: 289–294

Saxena, K.B., Srivastava, D.P. and Tikka, S.B.S. (1998). Breaking yield barrier in pigeonpea through hybrid breeding. In: *Proceedings of National Symposium on Biotic and Abiotic Stress of Pulse Crops*. 26–28 June 1998. Pp. 55–64. Indian Institute of Pulses Research, Kanpur

Schäfer, H.I. (1973). Zur Taxonomie der *Vicia narbonensis* -Gruppe. *Kulturpflanze*, 21: 211–273.

Schmiediche, P.E., Hawkes, J.G and Ochoa, C.M. (1980). Breeding of the cultivated potato species *Solanum* X *juzepczukii* Buk. and *S. x curtilobum* Juz. et Buk. I. A study of the natural variation of *S. X juzepczukii*, *S. X curtilobum* and their wild progenitor, *S. acaule*. *Bitt. Euphytica*, 29: 685–704.

Schmiediche, P.E., Hawkes, J.G and Ochoa, C.M. (1982). The breeding of the cultivated potato species *Solanum* X *juzepczukii* and *S. X curtilobum*. II. The resynthesis of *S. X juzepczukii* and *S. X curtilobum*. *Euphytica*, 31: 395–707.

Schneider, A., Molnár I. and Molnár-Láng, M. (2008). Utilization of *Aegilops* (goatgrass) species to widen the genetic diversity of cultivated wheat. *Euphytica*, 163: 1–19.

Schooler, A.B. and Franckowiak J.D. (1981). Registration of North Dakota 497 and North Dakota 586 barley germplasm. *Crop Science*, 21: 352.

Sears, E. (1956). The transfer of leaf-rust resistance from *Aegilops umbellulata* to wheat. *Brookhaven Symposium in Biology*, 9: 1–22.

Sebolt, A.M., Shoemaker, R.C. and Diers, B.W. (2000). Analysis of a quantitative trait locus allele from wild soybean that increases seed protein concentration in soybean. *Crop Science*, 40: 1438–1444.

Semon, M., Nielsen, R., Jones, M.P. and McCouch, S.R. (2005). The population structure of African cultivated rice *Oryza glaberrima* (Steud.): evidence for elevated levels of linkage disequilibrium caused by admixture with *O. sativa* and ecological adaptation. *Genetics*, 169: 1639–1647.

Septiningsih, E.M., Prasetyono, J., Lubis, E., Tai, T.H., Tjubaiyat, T., Moelijopawiro, S. and McCouch, S.R. (2003). Identification of quantitative trait loci for yield and yield components in an advanced backcross population derived from the *Oryza sativa* variety IR64 and the wild relative *O. rufipogon*. *Theoretical and Applied Genetics*, 107: 1419–1432.

Serra, L., Pérez-Rovira, P., Deltoro, V.I., Fabregat, C., Laguna, E. and Pérez-Botella, J. (2004). Distribution, status and conservation of rare relict plant species in the Valencian Community. *Bocconea*, 16(2), 857–863.

Shands, H.L. (1991). Complementarity of *in situ* and *ex situ* germplasm conservation from the standpoint of the future user. *Israel Journal of Botany*, 40: 521–528.

Sharma, H.C., and Franzmann, B.A. (2001). Host-plant preference and oviposition responses of the sorghum midge, *Stenodiplosis sorghicola* (Coquillett) (Dipt., Cecidomyiidae) towards wild relatives of sorghum. *Journal of Applied Entomology*, 125: 109–114.

Sharma, H.C. and Gill, B.S. (1983). Current status of wide hybridization in wheat. *Euphytica*, 32: 17–31.

Sharma, H., Ohm, H., Goulart, L., Lister, R., Appels, R. and Benlhabib, Q. (1995). Introgression and characterization of barley yellow dwarf virus resistance from *Thinopyrum intermedium* into wheat. *Genome*, 38: 406–413.

Shen, X. and Ohm, H. (2007). Molecular mapping of a QTL for resistance to *Fusarium* head blight introgressed from *Thinopyrum ponticum* into wheat. *Plant and Animal Genome*, XV: 307.

Shepherd, K. and Ferreira, F.R. (1982). The Papua New Guinea Biological Foundation's Banana Collection at Laloki, Port Moresby, Papua New Guinea. *IBPGR/SEAN Newsletter*, 8(4): 28–34.

Siikamaki, J. and Layton, D.F. (2007). Discrete choice survey experiments: A comparison using flexible methods. *Journal of Environmental Economics and Management*, 53(1): 122–139.

Simmonds, N.W. (1956). Botanical results of the banana collecting expedition 1954–55. *Kew Bulletin*, 11(3): 463–489.

Simmonds, N.W. (1962a). *Evolution of the Bananas*. Longman, London, UK.

Simmonds, N.W. (1962b). Variability in crop plants, its use and conservation. *Biological Reviews*, 37: 422–465.

Simmonds, N.W. (1995). Bananas. In: *Evolution of Crop Plants* (eds. Smartt, J. and Simmonds, N.W.). Pp. 370–375. Longman, Harlow, UK.

Simmonds N.W. and Shepherd, K. (1955). The taxonomy and origins of the cultivated bananas. *Botanical Journal of the Linnean Society*, 55: 302–312.

Simpson, C.E. and Smith, O.D. (1975). Registration of Tamnut 74 peanut. *Crop Science*, 15: 603–604.



Simpson, C. and Starr, J. (2001). Registration of "COAN" peanut. *Crop Science*, 41: 918.

Simpson, C.E., Starr, J.L., Church, G.T., Burow, M.D. and Paterson A.H. (2003). Registrations of cultivars: registration of 'nematom' peanut. *Crop Science*, 43: 1561.

Singh, B.B., Chambliss, O.L. and Sharma, B. (1997). Recent advances in cowpea breeding In: *Advances in Cowpea Research* (Eds. Singh B.B., Mohan Raj D.R., Dashiel K.E. and Jackai L.E.N.). pp 30–49. International Institute of Tropical Agriculture (IITA) and Japan International Research Center for Agricultural Sciences (JIRCAS). IITA, Ibadan, Nigeria.

Singh, A.K., Dwivedi, S.L., Pande, S., Moss, J.P., Nigam, S.N. and Sastri D.C. (2003). Registration of rust and late leaf spot resistant peanut germplasm lines. *Crop Science*, 43: 440–441.

Singh, K.B. and Ocampo, B. (1997). Exploitation of wild *Cicer* species for yield improvement in chickpea. *Theoretical and Applied Genetics*, 95: 191–222.

Singh, S. (2001). Broadening the genetic base of common bean cultivars. *Crop Science*, 41: 1659–1675.

Singh, S., Gumber, R.K., Joshi, N. and Singh, K. (2005). Introgression from wild *Cicer reticulatum* to cultivated chickpea for productivity and disease resistance. *Plant Breeding*, 124: 477–480. Smartt, J., (1979). Interspecific hybridization in the grain legumes: a review. *Economic Botany*, 33(3): 329–337.

Smartt, J. (1981). Genepools in *Phaseolus* and *Vigna* cultigens. *Euphytica*, 30: 445–449.

Smartt, J. (1984). Evolution of grain legumes. 1. Mediterranean pulses. *Exploratory Agriculture*, 20: 275–296.

Smartt, J. (1990). *Grain legumes: evolution and genetic resources*. Cambridge University Press, Cambridge.

Smartt, J. and Simmonds, N.W., (Eds.) (1995). *Evolution of Crop Plants (Second Edition)*. Longman Scientific and Technical, England.

Smith, R.D. and Linington, S. (1997). The management of the Kew Seed Bank for the conservation of arid land and U.K. wild species. *Bocconea*, 273–280.

Smith, R.D., Dickie, J.B., Linington, S.H., Pritchard, H.W. and Probert, R.J., (eds.) (2003). *Seed conservation: turning science into practice*. Royal Botanic Gardens, Kew.

Snowden, J.D. (1936). *The cultivated races of sorghum* Adlard and Son Ltd., London.

Sobrizal, K., Ikeda, K., Sanchez, P.L., Doi, K. and Angeles, E.R., *et al.* (1996). Development of *Oryza glumaepatula* introgression lines in rice, *O. sativa* L. *Rice Genetics Newsletter*, 16: 107.

Solheim, W.G. (1972). Northern Thailand, Southeast Asia and world prehistory. *Asian Perspectives*, 13: 145–162.

Sondahl, M.R. Evans, D.A. Prioli, L.M. and Silva, W.J. (1984). Tissue Culture Regeneration of Plants in *Zea diploperennis*, a Close Relative of Corn. *Nature Biotechnology*, 2: 455–458.

Song, W.Y., Wang, G.L., Chen, L., Kim, H.S. and Wang, B., *et al.* (1995). The rice disease resistance gene, Xa21, encodes a receptor-like protein kinase. *Science*, 270: 1804–1806.

Song, Z., Li, B., Chen, J. and Lu, B.-R. (2005). Genetic diversity and conservation of common wild rice (*Oryza rufipogon*) in China. *Plant Species Biology*, 20: 83–92.

Spetsov, P., Mingeot, D., Jacquemin, J.M., Samardjieva, K. and Marinova, E. (1997). Transfer of powdery mildew resistance from *Aegilops variabilis* into bread wheat. *Euphytica*, 93: 49–54.

- Spooner, D.M. and Hijmans, R.J. (2001). Potato systematics and germplasm collecting, 1989–2000. *American Journal of Potato Research*, 78: 237–268; 395.
- Stace, C. (1997). *New Flora of the British Isles*. Cambridge University Press, Cambridge.
- Stalker, H.T. and Lynch, R.E. (2002). Registration of Four Insect-Resistant Peanut Germplasm Lines. *Crop Science*, 42: 313–314.
- Stalker, H.T., Beute, M.K., Shew, B.B. and Isleib, T.G. (2002a). Registration of five leafspot resistant peanut germplasm lines. *Crop Science*, 42: 314–316.
- Stalker, H.T., Beute, M.K., Shew, B.B. and Barker, K.R. (2002b). Registration of two root-knot nematoderesistant peanut germplasm lines. *Crop Science*, 42: 312–313.
- Stapf, O. (1917). *Sorghum*. In: *Flora Tropical Africa* 9: 111–119.
- Stapf, O. and Hubbard, C.E. (1934). *Pennisetum*. In: Prain D. (ed.) *Flora of Tropical Africa*, Vol, 9, Part 6. Pp. 954–1070. Reeve & Co, Ltd, Ashford, Kent, England.
- Stebbins, G.L. (1956). Taxonomy and the evolution of genera, with special reference to the family *Gramineae*. *Evolution*, 10: 235–245.
- Stebbins, G.L. (1958). The inviability, weakness, and sterility of interspecific hybrids. *Advances in Genetics*, 9: 147–215.
- Steele, W.M, Allen, D.J. and Summerfield, R.J. (1985). Cowpea (*Vigna unguiculata* (L.) Walp.) In: *Grain Legume Crops* (eds. Summerfield R.J. and Roberts E.H). Pp. 520–583. Collins Professional and Technical Books. London.
- Stenhouse, J.W., Prasada Rao, K.E., Gopal Reddy, V., and Appa Pao, K.D. (1997). *Sorghum*. In: *Biodiversity in Trust. Conservation and use of plant genetic resources in CGIAR centres* (eds. Fuccillo, D., Sears, L. and Stapleton, P.). Pp. 292–308. Cambridge University Press, Cambridge.
- Stevens, M.A., and Rick, C.M. (1986). *The tomato crop. A scientific basis for improvement*. Chapman and Hall, New York.
- Stolton, S., Maxted, N., Ford-Lloyd, B., Kell, S.P. and Dudley, N. (2006). *Food Stores: Using Protected Areas to Secure Crop Genetic Diversity*. WWF Arguments for protection series. WWF, Gland, Switzerland.
- Stuart, S.N. and Adams, R.J. (1990). *Biodiversity in SubSaharan Africa and its Islands: Conservation, Management and Sustainable Use*. International Union for Conservation of Nature and Natural resources, Gland.
- Sun, H., Zhao, L. and Huang, M. (1997). Cytoplasmic-nuclear male sterile soybean line from interspecific crosses between *G. max* and *G. soja*. In: B. Napompeth (ed.), *Proceedings of 5th World Soybean Research Conference*, pp. 99–102. Kasetsart University Press, Bangkok, Thailand.
- Suneson, C.A. (1967a). Registration of Rapida oats. *Crop Science*, 7: 168.
- Suneson, C.A. (1967b). Registration of Sierra oats. *Crop Science*, 7: 168.
- Suszkiw, J. (2005). *Hessian FlyResistant Wheat Germplasm Available* Agricultural Research Service. News and Events, United States Department of Agriculture.
- Szigat, G. and Pohler, W. (1982). *Hordeum bulbosum* x *H. vulgare* hybrids and their back-crosses with cultivated barley. *Cereal Research Communications*, 10: 73–78.





Taba, S. (1997). C. Teosinte. In: Fuccillo, D., L. Sears and P. Stapleton (eds.), Biodiversity in Trust. Pp. 234–242. Cambridge University Press, Cambridge.

Takahashi, Y., Shomura, A., Sasaki, T. and Yano, M. (2001). Hd6, a rice quantitative trait locus involved in photoperiod sensitivity, encodes the alpha subunit of protein kinase CK2. Proceedings of the National Academy of Science, USA, 98: 7922–7927.

Takeda, K. and Frey, K.J. (1976). Contributions of vegetative growth rate and harvest index to grain yield of progenies from *Avena sativa* x *A. sterilis* crosses. Crop Science, 16: 817–821.

Talame, V., Sanguineti, M.C., Chiapparino, E., Bahri, H., Salem, B.M., Forster, B.P., Ellis, R.P., Rhouma, S., Zoumarou, W., Waugh, R. and Tuberosa R. (2004). Identification of *Hordeum spontaneum* QTL alleles improving field performance of barley grown under rainfed conditions. Annals of Applied Biology, 144: 309–319.

Tamang, A. (2004). Crop wild relative inventory of Bhutan. Unpublished MSc Thesis, University of Birmingham, Birmingham.

Tan, A. (1998). Current status of plant genetic resources conservation in Turkey. In: The proceedings of international symposium on *in situ* conservation of plant diversity (eds. Zencirci, N., Kaya, Z., Anikster, Y. and Adams, W.T.), pp. 5–16. Central Research Institute for Field Crops, Ankara, Turkey.

Tan, A. and Tan, A.S. (2002). *In situ* conservation of wild species related to crop plants: the case of Turkey. In: Managing Plant Genetic Diversity (eds. Engels, J.M.M., Ramantha Rao, V., Brown, A.H.D. and Jackson, M.T.). Pp. 195–204. CAB International, Wallingford, UK; International Plant Genetic Resources Institute (IPGRI), Rome.

Tanksley, S., Grandillo, S., Fulton, T.M., Zamir, D., Eshed, Y., Petiard, V., Lopez, J. and Beck-Bunn, T. (1996). Advanced backcross QTL analysis in a cross between an elite processing line of tomato and its wild relative *L. pimpinellifolium*. Theoretical and Applied Genetics, 92: 213–224.

Tanksley, S.D. and McCouch, S.R. (1997). Seed banks and molecular maps: Unlocking genetic potential from the wild. Science, 277: 1063–1066.

Tao, Z.H. (1981). Faba bean production and research in China. FABIS Newsletter, 3: 24.

Telfer, M.G., Preston, C.D. and Rothery, P. (2002). A general method for measuring relative change in range size from biological atlas data. Biological conservation, 107: 99–109.

Terrell, E.E. (1976). The correct names for pearl millet and yellow foxtail. Taxon, 25(2): 297–304.

Tewksbury, J.J., Nabhan, G.P., Norman, D.M., Suzan, H., Toxill, J. and Donovan, J. (1999). *In situ* conservation of wild chilles and their biotic associates. Conservation Biology, 13: 98–107.

Tian, F., Zhu, Z., Zhang, B., Tan, L., Fu, Y., Wang, X. and Sun, C.Q. (2006). Fine mapping of a quantitative trait locus for grain number per panicle from wild rice (*Oryza rufipogon* Griff.). Theoretical and Applied Genetics, 113: 619–629.

Thieme, R., Rakosy-Tican, E., Gavrilenko, T., Antonova, O., Schubert, J., Nachtigall, M., Heimbach, U. and Thieme, T. (2008). Novel somatic hybrids *Solanum tuberosum* L. + *Solanum tarnii*) and their fertile BC1 progenies express extreme resistance to potato virus Y and late blight. Theoretical and Applied Genetics 116, 691–700.

Thomas C. Osborn, T.C., Kramer, C., Graham, E. and Braun C.J. (2007). Insights and Innovations from Wide Crosses: Examples from Canola and Tomato. Crop Science, 47: 228–237.

Thomson, M.J., Tai, T.H., McClung, A.M., Lai, X.H. and Hinga, M.E., *et al.* (2003). Mapping quantitative trait loci for yield, yield components and morphological traits in an advanced backcross population between *Oryza rufipogon* and the *Oryza sativa* cultivar Jefferson. Theoretical and Applied Genetics, 107: 479–493.

Thuiller, T., Lavorel, S., Araújo, M.B., Sykes M.T. and Prentice, I.C. (2005). Climate change threats to plant diversity in Europe. *PNAS*, 102(23): 8245–8250.

Toure, M., Olivier, A., Ntare, B.R and Lane, J.A. (1997). Inheritance of resistance to *Striga gesnerioides* biotypes from Mali and Niger in cowpea (*Vigna unguiculata* (L.) Walp.). *Euphytica*, 94: 273–278.

Toubia-Rahme, H., Johnston, P.A., Pickering, R.A. and Steffenson, B.J. (2003). Inheritance and chromosomal location of *Septoria passerinii* resistance introgressed from *Hordeum bulbosum* into *Hordeum vulgare*. *Plant Breeding*, 122: 405–409.

UNCCD (2005). United Nations Convention to Combat Desertification in those Countries Experiencing Serious Drought and/or Desertification, Particularly in Africa. Secretariat of the United Nations Convention to Combat Desertification. [http://www.unccd.int/convention/text/pdf/leaflet\\_eng.pdf](http://www.unccd.int/convention/text/pdf/leaflet_eng.pdf) [Accessed 12 March 2009].

UNESCO (2007). UNESCO–MAB Biosphere Reserves Directory. Biosphere Reserve Information: Mexico. Sierra de Manantlán. The MAB Programme. United Nations Educational, Scientific and Cultural Organization. <http://www.unesco.org/mabdb/br/brdir/directory/biores.asp?code=MEX+06&mode=all> [Accessed 13 March 2009].

Unnikrishnan, M., Easwari Amma, C.S., Sreekumari, M.T., Sheela, M.N. and Mohan, C. (2007). Cassava germplasm conservation and improvement in India. In: Howeler, R.H. (ed.), *Cassava Research and Development in Asia: Exploring New Opportunities for an Ancient Crop: Proceedings of the Seventh Regional Workshop held in Bangkok, Thailand*. Oct. 28–Nov. 1, 2002. Pp. 87–100.

Upadhyaya, H.D., Gowda, C.L.L., Pundir, R.P.S., Reddy, V.G. and Singh, S. (2006). Development of core subset of finger millet germplasm using geographical origin and data on 14 quantitative traits. *Genetic Resources and Crop Evolution*, 53: 679–685.

USDA, ARS, National Genetic Resources Program (2008). Germplasm Resources Information Network – (GRIN) [Online Database]. National Germplasm Resources Laboratory, Beltsville, Maryland. [http://www.ars-grin.gov/cgi-bin/npgs/html/tax\\_search.pl](http://www.ars-grin.gov/cgi-bin/npgs/html/tax_search.pl) [Accessed 21 October 2008].

Vaillancourt, R.E. and Weeden, N.F. (1996). *Vigna unguiculata* and its position within the genus *Vigna*. In: *Advances in legume systematics 8: legumes of economic importance* (eds. Pickersgill, B. and Lock, J.M.). Pp. 89–93. Royal Botanic Gardens, Kew.

Valdés, B., Heywood, V.H., Raimondo, F.M. and Zohary, D., (Eds.) (1997). *Conservation of the Wild Relatives of European Cultivated Plants*. Herbarium Mediterraneo Panormitanum, Palermo.

Valkoun, J.J. (2001). Wheat pre-breeding using wild progenitors. *Euphytica*, 119: 17–23.

Van der Maesen, L.J.G. (1979). *Cicer L.* In: *Flora Iranica* (ed. Rechinger, K.H.) 140: 1–15. Graz, Akademische Druck- und Verlagsanstalt.

Van der Veken, S., Hermy, M., Vellend, M., Knapen, A. and Verheyen, K. (2008). Garden plants get a head start on climate change. *Frontiers in Ecology and the Environment*, 6(4): 212–216.

Van Slageren, M.W. (1994). *Wild wheats: a monograph of Aegilops L. and Amblyopyrum (Jaub. & Spach) Eig (Poaceae)*. Wageningen Agricultural University, Wageningen, Netherlands.

Vaughan, D.A. (1994). *The Wild Relatives of Rice, A genetic Resource Handbook*. IRRI, Los Banos, Philippines.

Vaughan, D.A. and Chang, T.T. (1992). *In Situ* conservation of rice genetic resources, *Economic Botany*, 46(4): 368–383.

Vaughan, D.A., Lu, B-R. and Tomooka, N. (2008). The evolving story of rice evolution. *Plant Science*, 174: 394–408



- Vavilov, N.I. (1922). The law of homologous series in variation. *Journal of Genetics*, 12: 47.
- Vavilov, N.I. (1926). *Studies in the origin of cultivated plants*. Institute of Applied Botany and Plant Breeding, Leningrad.
- Vavilov, N.I. (1949). The origin, variation, immunity and breeding of cultivated plants. *Chronika Botanica*, 13: 1–54.
- Vega, U. and Frey, K.B. (1980). Transgressive segregation in inter- and intra-specific crosses of barley. *Euphytica*, 29: 585–594.
- Verdcourt, B. (1971). *Vigna Savi*. In: *Flora of Tropical East Africa 4(2)*, (eds. Milne-Redhead E. and Polhill R.M.). Pp. 613–668. Crown Agents for Overseas Governments and Administrations, Millbank, London.
- Villareal, R.L., Mujeeb-Kazi, A., Fuentes-Davila, G. and Rajaram, S. (1996) Registration of four synthetic hexaploid wheat germplasm lines derived from *O. rufipogon* x *T. tauschii* crosses and resistance to kernal bunt. *Crop Science*, 36: 218.
- Villareal, R.L., Sayre, K., Banuelos, O. and Mujeeb-Kazi, A. (2001). Registration of four synthetic hexaploid wheat (*O. rufipogon/Aegilops tauschii*) germplasm lines tolerant to waterlogging. *Crop Science*, 41: 274.
- Virk, D. and Witcombe, J. (2007). Trade-offs between on-farm varietal diversity and highly client-oriented breeding — a case study of upland rice in India. *Genetic Resources and Crop Evolution*, 54(4): 823–835.
- Virmani, S. and Shinjyo, C. (1988). Current status of analysis and symbols for male sterile cytoplasm and fertility restoring genes. *Rice Genetics Newsletters*, 5: 9–15.
- Vollbrecht, E. and Sigmon, B. (2005). Amazing grass: developmental genetics of maize domestication. *Biochemical Society Transactions*, 33: 1502–1506.
- von Korff, M., Wang, H., Leon, J. and Pillen, K. (2005). AB-QTL analysis in spring barley. I. Detection of resistance genes against powdery mildew, leaf rust and scald introgressed from wild barley. *Theoretical and Applied Genetics*, 111: 583–590.
- von Korff, M., Wang, H., Leon, J. and Pillen, K. (2006). AB-QTL analysis in spring barley; II. Detection of favourable exotic alleles for agronomic traits introgressed from wild barley (*Hordeum vulgare* ssp. *spontaneum*), *Theoretical and Applied Genetics*, 112: 1221–1231.
- Voronkova, E.V., Lisovskaja, V.M. and Yermishin, A.P. (2007). Diploid hybrids between allotetraploid wild potato species *Solanum acaule* Bitt., *S. stoloniferum* Schldl. and dihaploids of *S. tuberosum* L. *Russian Journal of Genetics* 43 (8), 882–889.
- Vuylsteke, D.R., Swennen, R.L. and Ortiz, R. (1993). Development and performance of black sigatoka-resistant tetraploid hybrids of plantain (*Musa* spp., AAB group). *Euphytica*, 65: 33–42.
- Walters, K.S. and Gillett, H.J. (1998). 1997 IUCN Red List of Threatened Plants. Compiled by the World Conservation Monitoring Centre. Pp. 1–862. International Union for Conservation of Nature and Natural Resources, Gland, Switzerland.
- Walther, U., Rapke, H., Proeseler, G. and Szigat, G. (2000). *Hordeum bulbosum*: A new source of disease resistance-transfer of resistance to leaf rust and mosaic viruses from *H. bulbosum* into winter barley. *Plant Breeding*, 119: 215–218.
- Wang, M., Allefs, S., van den Berg, R.G., Vleeshouwers, V.G.A.A., van der Vossen, E.A.G. and Vosman, B. (2008). Allele mining in *Solanum*: conserved homologues of RpiIb1 are identified in *Solanum stoloniferum*.
- Wang, W., Vinocur, B. and Altaian, A. (2003). Plant responses to drought, salinity and extreme temperatures: Towards genetic engineering for stress tolerance. *Planta*, 218: 1–14.

- Wanjari, K.B., Patil, A.N., Manapure, P., Manjappa, J.G. and Manish, P. (2001). Cytoplasmic male sterility in pigeonpea with cytoplasm from *Cajanus volubilis*. *Annals of Plant Physiology*, 13: 170–174.
- Watson, L. and Dallwitz, M.J. (1992). *The Grass Genera of the World*, Revised Edition. CAB International, Wallingford, UK.
- WCMC (1992). *Global Biodiversity: Status of the Earth's Living Resources*. Chapman & Hall, London.
- WCMC (1998). *Ipomoea pulcherrima* and *Solanum* spp. In: IUCN 2008. 2008 IUCN Red List of Threatened Species, <http://www.iucnredlist.org>. Downloaded on 21 November 2008.
- Weatherwax, P. (1954). *Indian corn in Old America*. New York: Macmillan Co. 253 pp.
- Wells, D.G., Kota, R.S., Sandhu, H.S., Gardner, W.A.S. and Finney, K.F. (1982). Registration of one disomic substitution line and five translocation lines of winter wheat germplasm resistant to wheat streak mosaic virus. *Crop Science*, 22: 1277–1278.
- Westphal, E. (1974). *Pulses in Ethiopia: Their Taxonomy and Agricultural Significance*. Pp. 1–261. Centre for Agricultural Publishing, Wageningen.
- White, F. (1983). *The vegetation of Africa: a descriptive memoir to accompany the UNESCO/AETFAT/UNSO vegetation map of Africa*. UNESCO, Paris.
- Wiersema, J. and Leon, B. (1999). *World economic plants – a standard reference*. CRC Press, Boca Raton, Florida, US.
- William, M.D.H.M., Peña, R.J. and Mujeeb-Kazi, A. (1993). Seed protein and isozyme variations in *Triticum tauschii* (*Aegilops squarrosa*). *Theoretical and Applied Genetics*, 87: 257–263.
- Wilkes, H.G. (1967). *Teosinte: The Closest Relative of Maize*. Cambridge, Massachusetts: The Bussey Institute, Harvard University.
- Wilkes, H.G. (1993). Conservation of maize crop relatives in Guatemala. In: *Perspectives on Biodiversity: Case Studies of Genetic Resource Conservation and Development*. Pp. 75–88. AAAS Publication 93–IO5. AAAS, Washington, DC.
- Wilkes, H.G. (2007). Urgent notice to all maize researchers: disappearance and extinction of the last wild teosinte population is more than half completed, a modest proposal for teosinte evolution and conservation *in situ*: the Balsas, Guerrero, Mexico. *Maydica*, 52: 49–58.
- Williams, J.T., Lamoureux, C.H. and Wulijarni-Soetjijto, N., (eds). (1975). *South East Asian plant genetic resources*. IBPGR, BIOTROP and LIPI. Bogor. 272 pp.
- William H. M., Trethowan R. and Crosby-Galvan E. M. (2007). Wheat breeding assisted by markers: CIMMYT's experience. *Euphytica*, 157(3): 307–319.
- Wilson, J.P. and Hanna, W.W. (1992). Disease resistance in wild *Pennisetum* species. *Plant Disease*, 76(11): 1171–1175.
- Wilson, J.P. and Gates, R.N. (1993). Forage yield losses in hybrid pearl millet due to leaf blight caused primarily by *Pyricularia grisea*. *Phytopathology*, 83: 739–743.
- Wilson, J.P., Gates, R.N. and Hanna, W.W. (1991). Effect of rust on yield and digestibility of pearl millet forage. *Phytopathology*, 81: 233–236.
- Wilson, J.P., Hess, D.E. and Hanna, W.W. (2000). Resistance to *Striga hermonthica* in wild accessions of the primary gene pool of *Pennisetum glaucum*. *Phytopathology*, 90: 1169–1172.



Wilson, J.P., Hess, D.E., Hanna, W.W., Kumar, K.A. and Gupta, S.C. (2004). *Pennisetum glaucum* subsp. *monodii* accessions with Striga resistance in West Africa. *Crop Protection*, 23: 865–870.

Wroth, J.M. (1998). Possible role for wild genotypes of *Pisum* spp. to enhance ascochyta blight resistance in pea. *Australian Journal of Experimental Agriculture*, 38(5): 469 – 479.

WWF and IUCN (1994). Centres of plant diversity. A guide and strategy for their conservation. 3 volumes. IUCN Publications Unit, Cambridge, U.K.

Xiao, J., Grandillo, S., Sang, N., McCouch, S. and Tanksley, S. (1996). Genes from wild rice improve yield. *Nature*, 384: 223–224.

Xiao, J., Li, J., Grandillo, S., Ahn, S.N., Yuan, L., Tanksley, S.D. and McCouch, S.R. (1998). Identification of trait-improving quantitative trait loci alleles from a wild rice relative, *Oryza rufipogon*. *Genetics*, 150: 899–909.

Xing, Q., Zhao, B., Xu, K., Yang, H., Liu, X., Wang, S., Jin, D., Yuan, L. and Wang, B. (2004). Test of agronomic characteristics and amplified fragment length polymorphism analysis of new rice germplasm developed from transformation of genomic DNA of distant relatives. *Plant Molecular Biology Reporter*, 22(2): 155–164.

Xiu-Jin, L., Deng-Cai, L. and Zhi-Rong, W. (1997). Inheritance in synthetic hexaploid wheat 'RSP' of sprouting tolerance derived from *Aegilops tauschii* Coss. *Euphytica*, 95: 321–323.

Xu, J. and Kasha. K.J. (1992). Transfer of a dominant gene for powdery mildew resistance and DNA from *Hordeum bulbosum* into cultivated barley (*H. vulgare*). *Theoretical and Applied Genetics*, 84: 771–777.

Xu, J. and Snape, J.W. (1988). The cytology of hybrids between *Hordeum vulgare* and *H. bulbosum* revisited. *Genome*, 30: 486–494.

Yadav, S.S., Kumar, J., Turner, N.C., Berger, J., Redden, R., McNeil, D., Materne, M., Knights, E.J. and Bahl P.N. (2004). Breeding for improved productivity, multiple resistance and wide adaptation in chickpea (*Cicer arietinum* L.). *Plant Genetic Resources: Characterization and Utilization*, 2: 181–187.

Yano, M. (2001). Genetic and molecular dissection of naturally occurring variation. *Current Opinion of Plant Biology*, 4: 130–135.

Yano, M., Katayose, Y., Ashikari, M., Yamanouchi, U. and Monna, L., *et al.* (2000). Hd1, a major photoperiod sensitivity quantitative trait locus in rice, is closely related to the Arabidopsis flowering time gene CONSTANS. *Plant Cell*, 12: 2473–2484.

Yermishin, A.P., Makhank'o, O.V. and Voronkova, E.V. (2008). Production of potato breeding material using somatic hybrids between *Solanum tuberosum* L. dihaploids and the wild diploid species *Solanum bulbocastanum* Dunal. From Mexico. *Russian Journal of Genetics* 44(5), 559–566.

Yoon, D.B., Kang, K.-H., Kim, H.-J., Hong, S.-M., Ju, H.-G. and Ahu S.-N. (2005). Confirmation and identification of additional QTL for grain traits using an advanced backcross line from a cross between *Oryza sativa* and *O. grandiglumis*, *Korean Journal of Breeding*, 37: 101–108.

Yoon, D.-B., Kang, K.-H., Kim, H.-J., Ju, H.-G., Kwon, S.-J., Suh, J.-P., Jeong, O.-Y. and Ahu S.-N. (2006). Mapping quantitative trait loci for yield components and morphological traits in an advanced backcross population between *Oryza grandiglumis* and the *O. japonica* cultivar Hwaseongbyeon. *Theoretical and Applied Genetics*, 112: 1052–1062.

Yu, M.Q., Person-Dedryver, F. and Jahier, J. (1990). Resistance to root-knot nematode, *Meloidogyne naasi* (Franklin), transferred from *Aegilops variabilis* Eig to bread wheat. *Agronomie*, 6: 451–456. Zamir, D., (2001). Improving plant breeding with exotic genetic libraries. *Nature Review GENETICS*, 2: 983–989.

Zamir, D., Ekstein-Michelson, I., Zakay, Y., Navot, N., Zeidan, M., Sarfatti, M., Eshed, Y., Harel, E., Pleban, T., v. Oss, H., Kedar, N., Rabinowitch, H.D. and Czosnek, H. (1994). Mapping and introgression of a tomato yellow leaf curl virus tolerance gene, TY1. *Theoretical and Applied Genetics*, 88: 141–146.

Zencirci, N., Kaya, Z., Anikster, Y. and Adams, W.T. (1998). The proceedings of international symposium on *in situ* conservation of plant diversity. Central Research Institute for Field Crops, Ankara, Turkey.

Zeven, A.C. (1979). Polyploidy and domestication: the origin and survival of polyploids in cytotype mixtures. *Basic Life Science*, 13: 385–407.

Zeven, A.C., Knott, D.R. and Johnson, R. (1983). Investigation of linkage drag in near isogenic lines of wheat by testing for seedling reaction to races of stem rust, leaf rust, and yellow rust. *Euphytica*, 32: 319–327.

Zhang, L., Pickering, R.A. and Murray, B.G. (2001). *Hordeum vulgare* x *H. bulbosum* tetraploid hybrid provides useful agronomic introgression lines for breeders. *New Zealand Journal of Crop Horticultural Science*, 29: 239–246.

Zhang, X., Zhou, S., Fu, Y., Su, Z., Wang, X. and Sun, C. (2006). Identification of a drought tolerant introgression line derived from Dongxiang common wild rice (*Oryza rufipogon* Griff.). *Plant Molecular Biology*, 62: 247–259.

Zhao, T.J., and Gai, J.Y., (2006). Discovery of new male-sterile cytoplasm sources and development of a new cytoplasmic-nuclear male-sterile line NJCMS3A in soybean. *Euphytica*, 152: 387–396.

Zohary, D. (1989). Domestication of the South-west Asian Neolithic crop assemblage of cereals, pulses, and flax: the evidence from the living plants. In: *Foraging and Farming: the Evolution of Plant Exploitation* (eds. Harris, D. R. and Hillman, G. C.). Pp. 358–373. Unwin Hyman Ltd, London.

Zohary, D. (1999). Monophyletic vs. polyphyletic origin of the crops on which agriculture was founded in the Near East. *Genetic Resources and Crop Evolution*, 46: 133–142.

Zohary, D. and Hopf, M. (1973). Domestication of pulses in the Old World. *Science*, 182: 887–894.

Zohary, D. and Hopf, M. (2000). *Domestication of Plants in the Old World*. Third Edition. Oxford University Press, Oxford and New York.

Zoro Bi, I.A., Koffi, K.K. and Djè, Y. (2003). Caractérisation botanique et agronomique de trois espèces de cucurbits consommées en sauce en Afrique de l'Ouest: *Citrullus* sp., *Cucumeropsis mannii* Naudin et *Lagenaria siceraria* (Molina) Standl. *Biotechnology, Agronomy, Society and Environment*, 8: 189–199.

## ANNEX 1: CASE STUDY: NATIONAL CWR CONSERVATION STRATEGY FOR THE UK

The following text has been adapted from Maxted *et al.* (2008). The first step in the establishment of a National CWR Conservation Strategy is to generate the CWR checklist, followed by prioritizing the CWR taxa, particularly if the number of taxa exceeds those that can be actively conserved using the resources available. The third step will be to collate the available baseline ecogeographic data, undertake threat assessment and gap analysis, from which follow the *in situ* and *ex situ* recommendations that form the basis of the national CWR strategy. This section illustrates the process of creating a National CWR Conservation Strategy using a case study for the UK, explaining how the National Inventory of CWR was created, discusses the content of the inventory, reviews the conservation and threat status of the species included and how the inventory may be used to generate CWR conservation action plans and identify sites where CWR genetic reserves should be established.

### Creation of the UK National Inventory of Crop Wild Relatives

The foundation of the UK National Inventory of CWR was within the EC-funded European Crop Wild Relative Diversity Assessment and Conservation Forum (PGR Forum) project ([www.pgrforum.org](http://www.pgrforum.org)). One of the main objectives was to create a European CWR database, incorporating baseline biodiversity data with current conservation and threat status. The database/on-line catalogue was created through a process of data harmonization and cross-checking between a number of existing databases, primarily Euro+Med PlantBase (<http://www.euromed.org.uk/>), Mansfeld's World Database of Agricultural and Horticultural Crops (Hanelt and IPK 2001; <http://Mansfeld.ipk-gatersleben.de/Mansfeld/>), with forestry genera from Enumeration of cultivated forest plant species, ornamental genera from the Community Plant Variety Office ([www.cpvo.eu.int](http://www.cpvo.eu.int)) and medicinal and aromatic plant genera from the MAPROW (Medicinal and Aromatic Plant Resources of the World) database (Shipmann, 2004, pers. comm.). The final catalogue, the PGR Forum Crop Wild Relative Catalogue for Europe and the Mediterranean (Kell *et al.*, 2008a, b), contains in excess of 25 000 species and more than 273 000 records of taxon occurrences in 130 geographical units across the Euro-Mediterranean region (see <http://www.pgrforum.org/cwr/cwr.asp>).

The PGR Forum Crop Wild Relative Catalogue for Europe and the Mediterranean is managed by the Crop Wild Relatives Information System that facilitates the extraction of national CWR data sets from the main catalogue using the geographic unit filter. The resulting UK National Inventory of CWR can be queried via the UK Genetic Resources for Food and Agriculture portal (<http://grfa.org.uk/search/plants/index.html?#sr>). The structure of the database is shown in Appendix A. It contains basic taxonomic and usage data, along with conservation data such as occurrences and trends, legal status, IUCN threat assessment status and conservation action plans. Due to inconsistencies between European and UK plant nomenclature, once the initial UK catalogue was extracted from the European and Mediterranean catalogue, it was necessary to standardize the nomenclature to that applied within the UK using the standard national flora, New Flora of the British Isles, second edition (Stace, 1997). In addition to the data extracted from the European CWR inventory additional UK data sets were added. All CWR taxa were ascribed use categories (Cook, 1995): agriculture, horticulture, forestry, medicinal and aromatic plants, technical or environmental, and social and religious depending on the crop and associated use to which the taxon was most closely related. The crop use information was derived from Hanelt and IPK (2001), Wiersema and Leon (1999), Mabberley (1997) and Mabey (1996, 2003). Baseline conservation data such as occurrence and trends were taken from Preston *et al.* (2002a), UK legal status from ([www.jncc.org.uk](http://www.jncc.org.uk)), IUCN red list assessment from Cheffings and Farrell (2005) and conservation action plans from ([www.ukbap.org.uk](http://www.ukbap.org.uk)).

### UK national CWR inventory content

The UK National Inventory of CWR contains 413 genera, and 1 955 species (2 644 if micro- and subspecies are included). Approximately 65% of the 2 300 UK native taxa are CWR, 78% of the approximately 1 400 native taxa listed by Preston *et al.* (2002a) and 98% of the 149 archaeophyte taxa listed in Preston *et al.* (2004) are wild plants having either direct use or potential use as CWR. Of these 85% are wild relatives of medicinal and aromatic plants, 82% of agricultural and horticultural crops, 15% of forestry plants and 30% of ornamentals. In all 72 plant families are included, but five show particularly high CWR taxon richness: Poaceae, Rosaceae, Fabaceae, Brassicaceae and Asteraceae (Table 18). The most taxon rich use classes are the medicinal and aromatic plants, closely followed by ornamental plants. The general food plant category ranks fifth, with most taxa associated with use as vegetables (herbs included) with 71 taxa, followed by 45 fruit related taxa, 10 starch and 7 oil producing taxa.



TABLE 18

**Major UK agricultural crop wild relative families and genera (ornamentals excluded)**

Family	Genera	Taxa	Genera and numbers of species
Poaceae	15	113	<i>Agrostis</i> (6), <i>Alopecurus</i> (6), <i>Arrhenatherum</i> (1), <i>Avena</i> (3), <i>Bromus</i> (8), <i>Cynodon</i> (1), <i>Dactylis</i> (1), <i>Festuca</i> (13), <i>Festulolium</i> (5), <i>Hordeum</i> (3), <i>Lolium</i> (2), <i>Phalaris</i> (1), <i>Phleum</i> (5), <i>Poa</i> (15), <i>Trisetum</i> (1)
Fabaceae	6	59	<i>Trifolium</i> (23), <i>Vicia</i> (13), <i>Onobrychis</i> (1), <i>Medicago</i> (5), <i>Lotus</i> (5), <i>Lupinus</i> (2)
Rosaceae	5	29	<i>Fragaria</i> (2), <i>Malus</i> (2), <i>Prunus</i> (7), <i>Pyrus</i> (2), <i>Rubus</i> (7)
Brassicaceae	4	28	<i>Brassica</i> (3), <i>Sinapis</i> (2), <i>Rorippa</i> (8), <i>Raphanus</i> (1)
Apiaceae	7	22	<i>Apium</i> (4), <i>Anthriscus</i> (3), <i>Petroselinum</i> (2), <i>Carum</i> (2), <i>Foeniculum</i> (1), <i>Daucus</i> (1), <i>Pastinaca</i> (1)
Liliaceae	2	12	<i>Allium</i> (9), <i>Asparagus</i> (1)
Papaveraceae	1	11	<i>Papaver</i> (6)
Solanaceae	1	7	<i>Solanum</i> (5)
Grossulariaceae	1	6	<i>Ribes</i> (6)
Asteraceae	3	5	<i>Cichorium</i> (1), <i>Lactuca</i> (3), <i>Scorzonera</i> (1)
Valerianaceae	1	4	<i>Valerianella</i> (4)
Linaceae	1	3	<i>Linum</i> (3)
Chenopodiaceae	1	3	<i>Beta</i> (1)
Polygonaceae	1	1	<i>Rheum</i> (1 hybrid)
Cannabaceae	1	1	<i>Humulus</i> (1)
Totals	<b>50</b>	<b>303</b>	

The UK national CWR inventory includes 9 genera and 44 endemic taxa, most of which are related to ornamentals, with *Limonium* (Sea Lavender) containing 24 endemic taxa and *Sorbus* with 13 endemic species; only one, *Linum perenne* subsp. *anglicum* (Mill.) Ockendon is related to a major agricultural crop, flax. Although not a UK endemic, an important European CWR endemic include in the UK flora is wild asparagus, *Asparagus officinalis* subsp. *prostratus* (Dumort.) Corb. and this is found on the coast of South-west England (WWF and IUCN, 1994). It should also be noted that most of the endemic CWR taxa have a restricted UK 10 × 10 km grid square occurrence and 24 of the 44 taxa have IUCN threat status assigned to them, yet only one, *Sorbus leyana* Wilmott, has a current national Biodiversity Action Plan.

UK national statistics were used to rank CWR genera on UK production (in £ '000) for 2002 (Anonymous, 2004) and Basic Horticultural Statistics (Defra, 2004a) averaged over 1993–2003. The estimated value of production of forages was calculated using seed supply data (Defra, 2004b), which cover 15 major forages from 12 genera and includes 87 crop wild relatives. The most economically important UK crop is wheat, but it has no naturalized CWR in the UK, which highlights the desirability of a global approach to CWR conservation. Consequently the genus with UK taxa of highest economic importance is *Brassica* with 3 CWR species, 2 of which are native. However, certain families show significant numbers of introduced taxa, which reflect their history of cultivation in the UK, e.g. Fabaceae. The genera with highest CWR taxon diversity are those of fodder/forage crops, such as clover, fescue, meadow grass, vetches, broom grass, watercress, and bent grass (micro-species were excluded not to bias results). The four crop genera each with more than 10 UK native CWR are all forage species: *Trifolium*, *Poa*, *Festuca* and *Vicia*. The Poaceae outnumbers other families by far in number of genera, as well as in total CWR taxa, followed by Fabaceae, then Rosaceae and Brassicaceae. The highest number of sub-specific taxa is found within *Festuca* with more than 10% of the total taxa being inter-specific hybrids. The genus with the highest number of hybrids is watercress, *Rorippa*. Of the fruits, the highest CWR diversity is found within *Prunus*.

### Distribution of major CWR taxa

The UK flora is perhaps the most well studied globally and the New Atlas of the British and Irish Flora (Preston *et al.*, 2002a) provides distributional records for all taxa, both CWR and non-CWR, as presence in 10 × 10 km squares of the UK Ordnance Survey National Grid. The data provided can be analysed using regression analysis to indicate change and significance of change over time (Preston *et al.*, 2002b; Telfer *et al.*, 2002). The data can also be used to assign rarity categories (Preston *et al.*, 2002a) so that a taxon is Nationally Scarce (NS) if it occurs in 16 to 100 hectads, Nationally Rare (NR) if it occurs in 3 to 16 hectads and “very rare” if in < 3 hectads. Therefore the New Atlas data (Preston *et al.*, 2002a) can be analysed for CWR taxa and an occurrence is summarized in Table 19.



TABLE 19

**Taxon occurrence categories for 303 CWR taxa using New Atlas data (Preston *et al.*, 2002a)**

Hectad occurrence	Description	Number of taxa	Percentage of total
> 1 426	Very common (50% hectads)	54	17.82
713–1 426	Common (25–50% hectads)	31	10.23
100–712	Uncommon (< 25% hectads)	57	18.82
16–100	Nationally scarce	52	17.16
3–15	Nationally rare	14	4.62
< 3 Grids	Nationally (very) rare	8	2.64
	Taxa without data	87	28.71

For UK CWR taxa with known distributions, more than 40% are common to very common as they occur in > 50–25% of UK hectads. An additional 26% can be considered near-scarce as they occur in < 25% but more than 100 grid squares. More than a third of the taxa with known distributions are scarce to very rare. For a few taxa more detailed distribution data are available, e.g. the UK BAP taxon *Asparagus officinalis* subsp. *prostratus* has been well documented (Rich *et al.*, 2002), and the New Atlas data show a loss of 7 hectads, which is a 40% loss since 1970. However, Rich *et al.* (2002) in a focused investigation of the taxon found that of the 34 historic sites, 28 still existed in 1999–2001, implying a lower level of loss of 18%. As the taxon occurs on inaccessible sea cliffs it is quite possible that this taxon is under-surveyed and the taxon may be less threatened than indicated. The 28 sites located by Rich *et al.* (2002) had approximately 1 200 plants in total and ranged from 1 to 398 plants per site. Trends for populations were difficult to assess because of lack of comparability in recording methods, but 5 sites had fewer than 10 plants and 4 only had a single plant. However Rich *et al.* (2002) noted that of these nine sites, a third are thought to be seriously at risk of extinction and only 3 were considered secure, having more than 100 plants.

## IUCN threat assessment for priority UK CWR taxa

The IUCN threat assessment for the taxa covered by Preston *et al.* (2002a) has recently been updated (Cheffings, 2004) using the most recent IUCN Red List Categories and Criteria (IUCN, 2001). Using these criteria five factors are considered: (a) declining population (past, present and/or projected), (b) geographic range size, and fragmentation, decline or fluctuations, (c) small population size and fragmentation, decline, or fluctuations, (d) very small population or very restricted distribution, and (e) quantitative analysis of extinction risk assessed by using population viability analysis. The threat categories in decreasing order of threat are: Extinct (EX), Extinct in the Wild (EW), Critically Endangered (CR), Endangered (EN), and Vulnerable (VU), as well as Data Deficient (DD). The criteria are applied only to taxa that are 'native' or 'archaeophytes' and only taxa in the categories CR, EN and VU are considered to be threatened. An overview of IUCN assessments for UK CWR related to agricultural and horticultural crops taken from Cheffings and Farrell (2005) is given in Table 20. Thirteen of these CWR taxa have been assessed as threatened and one as extinct in the wild.

## UK CWR conservation action: legal status and biodiversity action plans

Only one UK CWR species is currently covered by International Obligations for the Protection of UK Plant Species. *Apium repens* L. is listed in the EC Habitat and Species Directive IIb and IVb, under the Bern Convention II and under Cites II. However, all wild plants are protected by law in the United Kingdom. Under the Wildlife and Countryside Act 1981, it is illegal to uproot any plant without permission from the landowner or occupier. Furthermore, many nature reserves, including National Trust land, have bylaws in force making it illegal to pick, uproot or remove plants. Several of the UK's rarest plants are specifically protected under Schedule 8 of the Wildlife and Countryside Act and this list includes five of the 303 UK CWR related to agricultural and horticultural crops. Active conservation measures such as the application of Biodiversity Action Plans exist for three taxa: *Apium repens* L., *Asparagus officinalis* subsp. *prostratus* (Dumort.) Corb. and *Valerianella ramosa* Bastard. As can be seen from Table 20, 10 out of the 13 taxa that have been assessed as threatened according to IUCN criteria have no Biodiversity Action Plans nor are they listed by the Wildlife & Country Act Schedule 8.



## Identification of priority sites to establish CWR genetic reserves

Conservation *in situ* is particularly important for CWR because of the need to conserve the full range of infra-specific genetic diversity, the need to maintain the evolution of that diversity within each population and the sheer numbers of CWR involved, which makes *ex situ* conservation for all species impractical. However, a single reserve is unlikely to adequately conserve the genetic diversity of a species, due primarily to local ecotypic adaptation, unless that species has a very restricted distribution. Therefore networks of reserves are required for the long-term maintenance of biodiversity (Hopkinson, *et al.*, 2000; Margules and Pressey, 2000; Ortega-Huerta and Peterson, 2004). The creation of a network of national CWR genetic reserves is therefore likely to be a priority within any national CWR conservation strategy.

TABLE 20  
IUCN threat status, legislative protection and Biodiversity Action Plans for UK CWR taxa

Taxon name	IUCN threat status	WCA Schedule 8 <sup>32</sup>	Biodiversity Action Plan
<i>Apium repens</i> (Jacq.) Lag.	CR	WCA-8	BAP
<i>Lactuca saligna</i> L.	EN	WCA-8	
<i>Scorzonera humilis</i> L.	VU	WCA-8	
<i>Trifolium bocconei</i> Savi	VU		
<i>Trifolium incarnatum</i> subsp. <i>molinarii</i> (Balb. ex Hornem.) Ces.	VU		
<i>Trifolium strictum</i> L.	VU		
<i>Allium sphaerocephalon</i> L.	EN	WCA-8	
<i>Asparagus officinalis</i> subsp. <i>prostratus</i> (Dumort.) Corb.	VU		BAP
<i>Bromus interruptus</i> (Hackel) Druce	EW		
<i>Cynodon dactylon</i> (L.) Pers.	VU		
<i>Festuca lemanii</i> Bastard	DD		
<i>Festuca longifolia</i> Thuill.	VU		
<i>Festuca rubra</i> subsp. <i>litoralis</i> (G. Mey.) Auquier	DD		
<i>Festuca rubra</i> subsp. <i>arctica</i> (Hack.) Gover.	DD		
<i>Festuca rubra</i> subsp. <i>scotica</i> S. Cunn. ex Al-Bermani	DD		
<i>Poa flexuosa</i> Sm.	VU		
<i>Pyrus cordata</i> Desv.	EN	WCA-8	
<i>Valerianella rimosa</i> Bastard	CR		BAP

Often the selection of reserves has been 'ad-hoc', depending largely on land use or human habitation, recreation and tourism or historical protection, leading to a biased representation of natural features and an increased cost of achieving representative reserve systems (Pressey, 1994; Ortega-Huerta and Peterson, 2004). Although site selection methods vary they have centred around two main concepts, hotspots and complementary areas, which are used to produce 'ideal' reserve networks using distribution data for a taxonomic group (Hopkinson, *et al.*, 2000). The hotspot approach identifies the most taxon-rich grids in a region (Prendergast *et al.*, 1993). The complementary approach attempts to include maximum biodiversity in the minimum number of sites (Hopkinson, *et al.*, 2000), whereby once a reserve is selected, all other sites are selected to complement the previous ones, and thus replication is minimal.

In the CWR context an essential component of the development of a national CWR conservation strategy is to identify the most appropriate sites to establish genetic reserves (Maxted *et al.*, in prep.), which would be widely recognized as gap analysis. There is now an extensive literature associated with the latter conservation evaluation technique which essentially identifies areas in which selected elements of biodiversity are under-represented (Margules, 1989; Margules and Pressey, 2000; Balmford, 2003; Brooks *et al.*, 2004; Dietz and Czech 2005; Riemann and Ezcurra, 2005) and has largely been applied to indigenous forests, particularly on small islands rich in endemic species. Burley (1988) identified four steps in gap analysis: (a) identifying and classifying biodiversity, (b) locating areas managed primarily for biodiversity, (c)

<sup>32</sup> UK legislative protection specified under the Wildlife and Countryside Act Schedule 8 (WCA-8).



identifying biodiversity that is under-represented in the managed areas, and (d) setting priorities for conservation action. This application has been clearly associated with ecosystem conservation, but the basic methodologies can equally be applied to taxonomic and genetic diversity and its distribution in existing wild populations, as was illustrated in the recent application for cowpea (*V. unguiculata* (L.) Walp.) and its wild relatives from Africa (Maxted *et al.*, 2004). For CWR conservation the four steps involve: (a) establishment of the national CWR inventory and prioritization of taxa, if necessary, (b) use of distribution data for the priority CWR taxa to identify national complementary CWR hotspots, (c) matching CWR hotspots to the existing protected area network and (d) assessment of effectiveness of current conservation coverage and identification of unprotected CWR hotspots (“gaps”) where genetic reserves for CWR conservation within existing protected areas might most profitably be established.

## Establishing and prioritizing the UK CWR inventory

The establishment of the UK CWR inventory is discussed above. As the UK national CWR inventory contains a relatively large proportion of the UK flora and conservation resources are limited there was a need to prioritize taxa for inclusion in the exercise. There are many criteria that can be used to establish priority taxa for conservation (Maxted *et al.*, 1997b; Ford-Lloyd *et al.*, 2008) but here relative threat assessment using the IUCN Red List Criteria as well as economic value (see above) were used to prioritize the UK National Inventory of CWR taxa. All national CWR inventory taxa assessed by Cheffings and Farrell (2005) as Critically Endangered (CR), Endangered (EN) or Vulnerable (VU) were given priority and this generated a priority list of 250 UK CWR taxa.

## Identifying national UK CWR hotspots

Detailed distribution data from throughout the UK at a  $10 \times 10$  km grid square scale were made available by the Botanical Society of the British Isles via the NBN Gateway for 226 of the 250 CWR priority taxa and these were used in order to identify UK CWR hotspots. The initial task was to identify the UK hotspots with the highest numbers of CWR taxa, irrespective of whether these hotspots were or were not associated with existing protected areas. This was achieved using the iterative selection procedure that results in complementary conservation of maximum taxon diversity (Kirkpatrick and Harwood, 1983; Margules *et al.*, 1988; Pressey and Nicholls, 1989; Pressey *et al.*, 1993; Rebelo, 1994; Bonn *et al.*, 2002). The site with the highest taxon number is allocated as the first site, then the taxa located in this first site are excluded from the analysis and the second site is selected using the remaining taxa and so on (Rebelo, 1994).

The question then arises as to how many CWR taxa need to be present to be regarded as a hotspot? Also more pragmatically because of the obvious relationship to resource availability how many hotspots can be nominated to effectively conserve national CWR diversity? In regard to the former, the data illustrate that as the number of sites increases the percentage diversity added decreases and the economic cost of adding additional sites for smaller diversity gain may therefore become less attractive (Figure 42). If the aim is to conserve two thirds of the total priority CWR taxa diversity then 17 sites would be required for the location of UK CWR genetic reserves. Table 21 shows the cumulative numbers and percentages of CWR taxa in each  $10 \times 10$  km tetrad for the top 17 UK CWR hotspots, and Figure 43 their location. As well as the absolute number of CWR taxa present, the additional taxa present as a result of the iterative process are also indicated for each site. It should be noted that the percentage CWR diversity added per additional site included levels off to less than 2% after the tenth site.

## Matching of UK CWR hotspots with existing protected areas

Once the UK CWR hotspots have been identified they can be matched against the existing protected area network to identify potential sites where genetic reserves for *in situ* conservation of CWR could be established. If the distribution of the existing UK protected areas is compared with the 17 top  $10 \times 10$  km CWR hotspots (17 sites in this case being chosen as this is the number of sites required to cover two thirds of the 226 priority CWR taxa), nine CWR hotspots overlap with SAC sites and eight overlap with SSSIs (see Table 21).

## Assessing effectiveness of current conservation and identifying CWR hotspots

Although 20.4% of UK land is protected in some form (IUCN, 1998), there are no protected areas in the UK where the conservation of CWR genetic diversity is a priority. However, the combination of the 17 SAC and SSSI sites (Table 21) has identified where CWR genetic reserves might be nominated to conserve two thirds of all UK priority CWR taxa. No CWR hotspots were identified that did not overlap with existing UK protected areas, but it should be acknowledged that the UK does have an exceptionally comprehensive network of protected areas and this may not be the case for similar exercises in other countries.

## Selection of priority sites to establish CWR genetic reserves

Why establish CWR in existing protected areas as recommended by Maxted *et al.* (1997a), Heywood and Dulloo (2006) and Iriondo *et al.* (2008)? CWR like any other group of wild plant species are located both within and outside existing protected areas. The reasons for locating reserves in existing protected areas are that (a) these sites already have an associated long-term conservation ethos and are less prone to hasty management changes to situations where conservation value and sustainability are not considered, (b) it is relatively easy to amend the existing site management structure to facilitate genetic conservation of CWR species, and (c) creating novel conservation sites can be avoided avoiding possibly prohibitive costs of acquiring previously non-conservation managed land (Iriondo *et al.*, 2008). Therefore often the simplest way forward in economic and political terms is for countries to locate genetic reserves in existing protected areas, e.g. national parks and heritage sites or specifically in the UK context Special Areas for Conservation (SAC), Sites of Special Scientific Interest (SSSI) or Special Protection Areas (SPA) providing they can be shown to encompass adequate CWR diversity.

FIGURE 42

### Percentage CWR gain with increasing iterative grid square addition

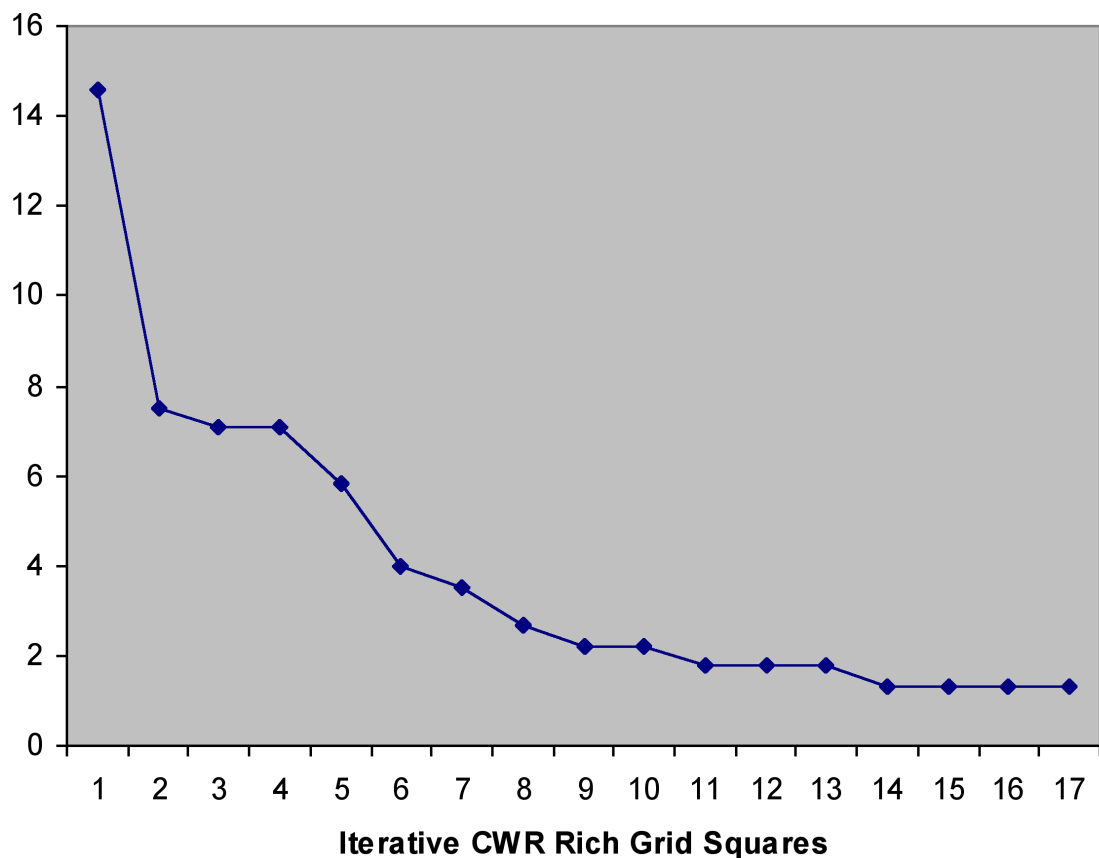


TABLE 21

**Grid references with most CWR species present and the cumulative percentage of species covered by each grid**

UK grid reference	Total no. of CWR taxa	Additional CWR taxa covered	Additional % of CWR taxa	Iterative site priority	Protected area name	Site designation	Site location
SP40	33	33	14.6	1	Oxford Meadows	SAC	51.4637N/01.1712W
TL78	28	17	7.5	2	Breckland	SAC	52.3108N/00.4442E
TQ76	26	16	7.1	3	Peter's Pit	SAC	51.2016N/00.2756E
NN64	17	16	7.1	4	Ben Lawers	SAC	56.3315N/04.1330W
SW71	16	13	5.8	5	The Lizard	SAC	50.0041N/05.1328W
SH65	24	9	4.0	6	Meirionnydd Oakwoods	SAC	52.5541N/03.5941W
ST57	22	8	3.5	7	Avon Gorge Woodlands	SAC	51.2750N/02.3801W
SU88	30	6	2.7	8	Harpden Wood	SSSI	51.3102N/005.409W
TQ01	28	5	2.2	9	Arundel Park	SSSI	50.5151N/003.325W
TL57	17	5	2.2	10	Fenland	SAC	52.1823N/00.1644E
TQ50	25	4	1.8	11	Seaford to Beachy Head	SSSI	51.3902N/001.337E
ST36	31	4	1.8	12	Severn Estuary	SPA/SSSI/RAMSAR	51.1329N/03.0257W
NY83	14	4	1.8	13	Moor House-Upper Teesdale	SAC	54.4259N/02.1844W
SU89	22	3	1.3	14	Moorend Common	SSSI	51.3627N/005.028W
NO27	30	3	1.3	15	Caenlochan	SAC	56.5230N /03.1730W
TG31	16	3	1.3	16	Broadland	SPA/RAMSAR	52.4356N/01.3600E
TM07	17	3	1.3	17	Waveney and Little Ouse Valley Fens	SAC	52.2242N/01.0106E
<b>Totals</b>	<b>396</b>	<b>152</b>	<b>67.3%</b>				



FIGURE 43

Seventeen UK CWR hotspots using the iterative method (total numbers of CWR taxa present in each shown, as well as additional CWR taxa in brackets) (Maxted *et al.*, 2008)





Why select two thirds of taxa as the number of priority CWR to target in genetic reserves? Because of resource limitations the conservationist is unlikely to be able to give priority to all CWR. Using the iterative selection procedure 69 sites would be required to include all 226 priority CWR taxa in reserves, a number that is unrealistic in practical terms. As shown in Figure 42, as the number of sites increases the percentage diversity added decreases and the economic cost of adding additional sites for smaller diversity gain would become unacceptable. The actual percentage of CWR taxa covered or the number of genetic reserves nominated will thus involve some form of cost–benefit analysis bearing in mind the resources available. Most examples in the literature primarily relate to ecosystems services (Chan *et al.*, 2006; Naidoo and Ricketts, 2006; Siikamaki and Layton, 2007) and there are no current examples of cost-benefit analysis for CWR *in situ* conservation. Therefore it has been argued that if genetic reserves can be nominated within existing protected areas only the additional costs of the genetic reserves need to be estimated, which may be low in comparison to total running costs of the whole reserve.

Why do we need to establish genetic reserves when the CWR taxa are present in protected areas anyway? Within the UK, as elsewhere, the majority of protected areas are established to conserve specific habitats or faunal elements, fewer are for flora and none specifically for CWR. So within the existing protected area networks none of the UK priority CWR taxa are targeted for routine demographic monitoring. Maxted *et al.* (1997a) distinguish between active and passive protected area conservation, where active management implies some form of dynamic intervention at the site, even if that intervention were simply limited to demographic monitoring of target populations. Passive conservation involves little or no intervention, and by definition there is no management or monitoring of target population. There may be general ecosystem management and all taxa will be passively conserved if the entire ecosystem or habitat is stable, but genetic diversity within individual taxa could be eroded or change. Also if the goal is CWR genetic conservation then it may be important for the patterns of genetic diversity and the natural dynamics of that diversity to be better understood. Therefore completely passive conservation of CWR in protected areas is unlikely to prove effective in CWR genetic conservation and the more active demographic and genetic monitoring and management of target CWR populations offered by genetic reserve conservation is required. Also the management of CWR may differ significantly from that required for more traditional protected areas where the objective will be to sustain climax communities. For example, the CWR of major crop plants are often located in pre-climax communities (Jain, 1975; Maxted *et al.*, 1997a; Stolton *et al.*, 2006) and therefore the site management may need to be intense; where some UK archaeophyte CWR are closely associated with traditional farming practices the genetic reserve management would require the maintenance of the farming system.

Finally, matching UK CWR hotspots with existing protected areas can only be used to predict CWR presence in protected areas; in each case field visits will be required to confirm the prediction before the final site is selected for a CWR genetic reserve. Also any gap analysis is constrained in its precision by the data resolution available. In the UK, floristic geographic taxon occurrence data are available primarily in the form of 10 × 10 km tetrad presence/absence, although some 2 × 2 km data were available for some but not all taxa. Although all UK protected areas have species lists, not all are comprehensive, so the absence of a CWR from a list cannot be taken to imply the species is not found at that location; this could be the case but it could also mean that recording that species has not been a priority at that site.

## UK CWR Conservation Action Plans

Another essential component of a national CWR conservation strategy is to produce individual CWR Conservation Action Plans (CAP) for at least the highest priority CWR taxa (Maxted *et al.*, in prep.). The use of coordinated conservation action plans to reverse the damaging impacts of human social, demographic and economic changes on plant diversity are well established, and are combined with integrated conservation actions, encompassing species recovery programmes and habitat management (Maunder, 2001). Within the UK's Biodiversity Action Plan the aim is to produce Biodiversity Action Plans (UK BAP) to enable targeting of conservation action and thus far BAPs cover 391 taxa and 45 habitats ([www.ukbap.org.uk](http://www.ukbap.org.uk)). For CWR the plan is likely to have a more specific focus, the maintenance of intra-specific genetic diversity and making that diversity available for utilization. The focus of a CWR conservation action plan may be amended to meet this demand. CWR conservation action plans have been prepared for 47 priority UK CWR taxa and are available via the UK Genetic Resources portal (<http://grfa.org.uk/search/plants/index.html?#sr>); the taxa covered are listed in Appendix C. Each CWR conservation action plan follows the same format and the information and categories for each Action Plan are:

- **Taxonomy** – the family, genus, species (sub-specific category), common name and important synonyms. The information was primarily derived from Stace (1997), and the GRIN (<http://www.ars-grin.gov/npgs/tax/>) and Plants for a Future (<http://www.pfaf.org/>) databases.

- **Plant characteristics** – general plant characteristics e.g. size, leaf shape, flower colour and number, flowering times, germination times and conditions and the behaviour of the seeds in a gene bank. The information was primarily derived from Stace (1997) and Seed Information Database (<http://www.rbgekew.org.uk/data/sid/>) of the Royal Botanic Gardens, Kew.
- **Current distribution** – current locations and abundance. The information was primarily derived from the National Biodiversity Network Gateway (<http://www.searchnbn.net/>).
- **Ecogeographic summary** – habitat, soil, pH and altitude preferences of the plant, as well as pests and diseases, pollinators and any other biotic associations. The information was primarily derived from Preston, *et al.* (2002a), and the GRIN (<http://www.ars-grin.gov/npgs/>) and Plants for a Future (<http://www.pfaf.org/>) databases.
- **Conservation status** – current IUCN category, whether the taxon is included in Schedule 8 of the UK Wildlife and Countryside Act (1981) and if a Biodiversity Action Plan is available. The information was derived from Cheffings and Farrell (2005) and the UK Defra website (<http://www.defra.gov.uk/>). The *in situ* and *ex situ* status was established by searching the UK protected areas species lists via the NBN Gateway (<http://www.searchnbn.net/>) and for *ex situ* conservation by searching the Seed Information Database (<http://www.rbgekew.org.uk/data/sid/>) of the Royal Botanic Gardens, Kew.
- **Current uses** – contemporary uses of the taxon. The information was primarily derived from Smartt and Simmonds (1995) and the GRIN (<http://www.ars-grin.gov/npgs/>) and Plants for a Future (<http://www.pfaf.org/>) databases.
- **Current factors causing loss and decline** – current factors believed to threaten the CWR taxon. The information was primarily derived from internet searches but tended to be repeated for most taxa, habitat fragmentation and changes in land use, notably intensification of agriculture.
- **Current conservation action** – current conservation programmes, such as English Nature’s ‘Species Recovery Programme’ and Plantlife’s ‘Back from the Brink’ programme or specific inclusion in Local Biodiversity Action plans (LBAPs).
- **Proposed Action Plan objectives and targets** – proposed targets of the Action Plan and any future conservation work required. This segment of the CWR CAP was subdivided into five sections as follows:
- **Policy and legislation** – any legal action needed to improve protection, such as the addition of the taxon onto Schedule 8 of the Wildlife and Countryside Act, 1981.
- **Site safeguard and management** – specific action required to safeguard specific CWR sites, e.g. inclusion in Countryside Stewardship Schemes.
- **Taxon management and protection** – specific management requirements for taxa.
- **Advisory** – specific advice for landowners and managers of the actions needed to safeguard the CWR taxa located on their land.
- **Future research and monitoring** – the research required to improve current conservation of the CWR taxa, highlighting the most appropriate form of population monitoring.
- **Local conservation** – an evaluation of current Local Authorities conservation efforts, listing Local Biodiversity Action Plans in which the taxa are included. The information was primarily derived from the National Biodiversity Network Gateway (<http://www.searchnbn.net/>).

Some of the taxa for which CWR conservation action plans have been developed are not endemic to Britain, and some are widespread and common elsewhere in Europe. It was important to include these taxa as they are a UK resource and they are rare or threatened within the UK often with declining populations. Currently they receive little conservation activity in the UK, which increases their vulnerability to extinction. The specific CWR conservation action plans will hopefully raise awareness of these taxa and so improve their conservation.



## ANNEX 2: CONSOLIDATED LIST OF PRIORITY TAXA FOR THE 14 CROP GROUPS INCLUDED IN THIS STUDY

Crop	Crop taxon	High priority CWR taxa		Other priority CWR taxa	
Finger millet	<i>Eleusine coracana</i>	– <i>E. intermedia</i> – <i>E. kigeziensis</i>		– <i>E. africana</i> – <i>E. floccifolia</i> – <i>E. indica</i> – <i>E. tristachya</i>	
Barley	<i>Hordeum vulgare</i>	– <i>H. chilense</i>		– <i>H. bulbosum</i> – <i>H. vulgare</i> subsp. <i>spontaneum</i>	
Sweet potato	<i>Ipomoea batatas</i>	– <i>I. batatas</i> var. <i>apiculata</i> – <i>I. tabascana</i>			
Cassava	<i>Manihot esculenta</i>	– <i>M. alutacea</i> – <i>M. foetida</i> – <i>M. leptopoda</i> – <i>M. neusana</i> – <i>M. oligantha</i>	– <i>M. peltata</i> – <i>M. pilosa</i> – <i>M. pringlei</i> – <i>M. tristis</i>	– <i>M. fruticulosa</i> – <i>M. pentaphylla</i> – <i>M. stipularis</i>	
Banana/plantain	<i>Musa acuminata</i>	– <i>M. basjoo</i> – <i>M. cheesmani</i> – <i>M. flaviflora</i> – <i>M. halabanensis</i> – <i>M. itinerans</i>	– <i>M. nagensium</i> – <i>M. ochracea</i> – <i>M. schizocarpa</i> – <i>M. sikkimensis</i> – <i>M. textilis</i>		
Rice	<i>Oryza sativa</i>	– <i>O. longiglumis</i> – <i>O. minuta</i> – <i>O. rhizomatis</i> – <i>O. schlechteri</i>		– <i>O. alta</i> – <i>O. australiensis</i> – <i>O. barthii</i> – <i>O. brachyantha</i> – <i>O. eichingeri</i> – <i>O. glaberrima</i> – <i>O. grandiglumis</i> – <i>O. granulata</i> – <i>O. latifolia</i>	– <i>O. longistaminata</i> – <i>O. meridionalis</i> – <i>O. meyeriana</i> – <i>O. nivara</i> – <i>O. officinalis</i> – <i>O. punctata</i> – <i>O. ridleyi</i> – <i>O. rufipogon</i> – <i>O. sativa</i>
Pearl millet	<i>Pennisetum glaucum</i>	– <i>P. schweinfurthii</i>		– <i>P. americanum</i> subsp. <i>monodii</i> – <i>P. americanum</i> subsp. <i>stenostachyum</i> – <i>P. purpureum</i> – <i>P. squamulatum</i>	
Garden pea	<i>Pisum sativum</i>	– <i>P. abyssinicum</i> – <i>P. sativum</i> subsp. <i>elatius</i> var. <i>brevipedunculatum</i>		– <i>P. fulvum</i> – <i>P. sativum</i> subsp. <i>elatius</i> var. <i>pumilio</i> – <i>Vavilovia formosa</i>	
Potato	<i>Solanum tuberosum</i>	110 species with five or fewer observation records (see Hijmans et al., 2002)			
Sorghum	<i>Sorghum bicolor</i>	0		0	
Wheat	<i>Triticum aestivum</i>	– <i>T. monococcum</i> subsp. <i>aegilopoides</i> – <i>T. timopheevii</i> subsp. <i>armeniicum</i>	– <i>T. turgidum</i> subsp. <i>paleocolchicum</i> . subsp. <i>dicoccoides</i> . subsp. <i>polonicum</i> . subsp. <i>turanicum</i> – <i>T. urartu</i> – <i>T. zhukovskyi</i>	– <i>Aegilops bicornis</i> – <i>Ae. comosa</i> – <i>Ae. juvenalis</i> – <i>Ae. kotschyi</i> – <i>Ae. peregrine</i>	– <i>Ae. sharonensis</i> – <i>Ae. speltoides</i> – <i>Ae. uniaristata</i> – <i>Ae. vavilovii</i>
Faba bean	<i>Vicia faba</i>	– <i>V. eristalioides</i> – <i>V. faba</i> subsp. <i>paucijuga</i> – <i>V. galilaea</i> – <i>V. hayaensis</i> – <i>V. kalakhensis</i>		– <i>V. johannis</i> – <i>V. narbonensis</i> var. <i>aegyptiaca</i> . var. <i>affinis</i> . var. <i>jordanica</i> . var. <i>narbonensis</i> . var. <i>salmonea</i> – <i>V. serratifolia</i>	
Cowpea	<i>Vigna unguiculata</i>	– <i>V. unguiculata</i> subsp. <i>aduensis</i> . subsp. <i>alba</i> . subsp. <i>baoulensis</i> . subsp. <i>burundensis</i> . subsp. <i>letouzeyi</i> . subsp. <i>pawekiae</i> . subsp. <i>pubescens</i> . subsp. <i>unguiculata</i> var. <i>spontanea</i>		– <i>V. keraudrenii</i> – <i>V. monantha</i> – <i>V. schlechteri</i>	
Maize	<i>Zea mays</i>	– <i>Z. diploperennis</i> – <i>Z. luxurians</i> – <i>Z. mays</i> subsp. <i>huehuetenangensis</i>		– <i>Z. mays</i> subsp. <i>mexicana</i> . subsp. <i>parviglumis</i> – <i>Z. perennis</i>	



### ANNEX 3: PROTECTED AREAS WITH LINKS TO CROP GENETIC DIVERSITY (ADAPTED FROM STOLTEN *ET AL.*, 2006)

Country	Protected Area	Link to CWR
Algeria	Tassili N'Ajjer National Park IUCN Category II 7 200 000 ha	Relict Mediterranean fauna and flora survive in small areas of this National Park, World Heritage site and Biosphere Reserve. The most notable tree species is the cypress 'tarout' <i>Cupressus dupreziana</i> , wild olive <i>Olea laperrini</i> and myrtle <i>Myrtus nivellei</i> .
	Djurdjura National Park IUCN Category II 35 660 ha (including Biosphere reserve)	This Park and Biosphere Reserve in the Djurdjura Mountains has an altitudinal range from 800 to 2,300 metres above sea level, resulting in rich species diversity and high numbers of endemic species. Wild Cherry ( <i>Prunus avium</i> ) is one of the dominant species.
Argentina	Nahuel Huapi National Park IUCN Category II 475 650 ha	The oldest (established in 1934) national park in Patagonia, the reserve contains potato crop wild relatives: <i>Solanum brevicens</i> and <i>S. tuberosum</i> .
Armenia	Erebuni State Reserve Category Ia 89 ha	This area has long been known for its diversity of <i>Triticum</i> (wild wheat). Species include <i>T. urartu</i> , which was discovered in the area in 1935, <i>T. baeoticum</i> , <i>T. araraticum</i> and <i>Aegilops</i> spp. This diversity led to protection of the area being recommended in 1951 and formal protection being achieved in 1981, making this one of the few protected areas worldwide specifically managed for crop genetic diversity. Experts recommend that the reserve, which covers less than 100 ha, enlarged to about 400 ha, to include rare populations of other species growing on the periphery of the protected area as well as to provide a buffer zone for the protection of the core area. For example, <i>Amblyopyrum muticum</i> , which is considered to be taxonomically intermediate between <i>Aegilops</i> and <i>Agropyron</i> , has been found near the reserve.
	Khosrov State Reserve IUCN Category Ia 29 196 ha	Dry scrub forests and semi-desert habitats with relict species of flora and fauna of Central Armenia. Juniper, oak and scrub forests with 1 800 plant species recorded (representing more than 50 per cent of the Armenian flora) including wild relatives of crops, fruit trees and cereals.
Australia	Fifteen sites 6 501 ha IUCN Category II 31 683 ha	Several species of economic importance are found in the border ranges, including macadamia nuts ( <i>Macadamia integrifolia</i> and <i>M. tetraphylla</i> ) and <i>Microcitrus australasica</i> , which has been used as a source of genetic material to improve disease resistance in commercial citrus fruit.
Austria	Lobau Reserve Man and Biosphere Reserve 1 037 ha	<i>Pyrus</i> sp. is documented in the reserve.
Azerbaijan	Fifteen sites 6 501 ha	<i>In situ</i> conservation of forest genetic resources of wild fruit trees and shrubs has been reported in fifteen protected areas, covering 6 501 ha.
	Arazboyu Nature Sanctuary or Partial Reserve IUCN Category IV 2 236 ha	The Arazboyu protected area, along the borders of Iran, aims to conserve natural complexes of tugai forests along the Araz river. Important species include the tamarisk, white leafed poplar, east oak, plum and willow.
Bolivia	Madidi National Park IUCN Category II 1 895 750 ha	The Pampas del Heath in northern Bolivia and southeastern Peru is the largest remaining undisturbed Amazonian grassland plain. Approximately two-thirds of the Bolivian Pampas del Heath is located within Bolivia's Madidi National Park. A wild pineapple ( <i>Ananas</i> sp.), which may be the ancestor of the cultivated pineapple, is common in the Pampas. More generally, sites throughout Bolivian National Parks have been surveyed for <i>in situ</i> conservation of crop wild relatives, in particular potato ( <i>Solanum</i> spp.) and peanut ( <i>Arachis</i> spp.) relatives.
Bulgaria	Ouzounboudjak Strict Nature Reserve IUCN Category Ib 2 530 ha	Ouzounboudjak Nature Reserve and Biosphere Reserve (3 018ha) is situated in Strandzha Mountain on the left bank of the Rezvaya River on the Turkish border. The understory includes Caucasian Whortleberry ( <i>Vaccinium arctostaphylos</i> ).
Cameroon	Korup National Park IUCN Category II 129 481 ha	<i>Elaeis guineensis</i> (oil palm) is native (as is its native and most effective pollinator, which was exported to Southeast Asia in 1981 resulting in an increase in production of 20 per cent within two years). Several species of Rubiaceae have been 'tentatively' identified as <i>Coffea</i> .
	Waza National Park IUCN Category II 140 707 ha	The Yaéré floodplains, one of the five vegetation types in the park, are dominated by perennial grasses including <i>Oryza barthii</i> and <i>Sorghum</i> sp.

Country	Protected Area	Link to CWR
China	Hainan Island	The flora of Hainan Island has been identified as one of the centres of global plant diversity. About 20 CWR species have been identified, including the wild rice, <i>Oryza meyeriana</i> , <i>O. granulata</i> and <i>O. officinalis</i> . Chinese researchers discovered a male sterile rice plant growing naturally within a population of wild rice ( <i>Oryza sativa</i> f. <i>spontanea</i> ) on the island in the 1970s. The plant was named “wild rice with abortive pollen” or WA for short, and was used by scientists to cross with other rice varieties to determine whether this male sterility could be passed on to subsequent generations and could thus be used in producing hybrid rice seeds.
	The Xishuangbanna Nature Reserve (and Biosphere Reserve) IUCN Category V 247 439 ha	Xishuangbanna Nature Reserve lies in the Lancang (Mekong) River basin in the region of Yunnan; the terrain is mostly (95 per cent) mountainous. The reserve is made up of five isolated protected areas (Mengyang, Mengla, Shangyong, Mengao and Menglun Nature Reserves). Thirty-eight species have been identified as having important germplasm resources. CWR include: rice ( <i>Oryza</i> spp.), tea ( <i>Camellia</i> spp.), litchi ( <i>Litchi</i> spp.), citrus fruits ( <i>Citrus</i> spp.), mango ( <i>Mangifera</i> spp.), balsam pear ( <i>Momordica subangulata</i> ), cucumber ( <i>Curcubita</i> spp.) and ginseng ( <i>Panax zingiberensis</i> ).
	Shennongjia Biosphere Reserve 70 467 ha	The Shennongjia Biosphere Reserve belongs to the east branch of the Dabashan Mountains which connect the Tibetan Plateau in West China with the Yangze plain in East China. Elevation ranges from the lowest valley at 420 metres to the highest peak at 3 106 metres above sea level and therefore offers a wide spectrum of vegetation zones. CWRs recorded in the reserve include <i>Prunus</i> sp., <i>Brassica</i> sp., <i>Ribes</i> sp., <i>Malus</i> sp., <i>Prunus</i> sp., <i>Rubus</i> sp., <i>Vitis</i> spp., <i>Panax</i> sp., <i>Allium</i> spp. and <i>Avena</i> spp.
Costa Rica	Corcovado National Park, IUCN Category II 47 563 ha	This park in the south of the country is a genetic reserve for avocado ( <i>Persea americana</i> ), “nance” ( <i>Byrsonima crassifolia</i> ) and “sonzapote” ( <i>Licania platypus</i> ).
	Volcán Irazú National Park IUCN Category II 2 309 ha	Located in the central highlands of Cartago province, plant species include populations of wild avocados ( <i>Persea americana</i> ) and near relative <i>P. schiedeana</i> .
Czech Republic	Sumava National Parks IUCN Category II 68 520 ha	<i>In situ</i> conservation has been carried out in the Czech Republic within the framework of research projects focused on the collecting and maintenance of CWR, as part of this process many wild fruit trees were found in Sumava National Park.
	Palava Protected Landscape Area IUCN Category V 12 526 ha	<i>Prunus</i> sp., <i>Avena</i> sp., and <i>Solanum</i> sp. are recorded in the area.
Ecuador	Galápagos Islands World Heritage Site 766 514 ha (terrestrial area)	The Galápagos Islands are likely to contain important genetic resources, but in general these have yet to be investigated. One notable exception is the endemic tomato ( <i>Lycopersicon cheesmanii</i> ) which has contributed significantly to commercial tomato cultivation by improving the crop's survival during long-haul transport. In a recent survey of tomato populations in the Galápagos Islands, several populations of <i>L. cheesmanii</i> reported 30–50 years earlier had disappeared, mostly as a consequence of human activity, highlighting the need for active conservation of CWRs at this site.
	Sangay National Park IUCN Category II 517 725 ha	This park in central Ecuador is considered “an enormous genetic reserve, and surely a source for wild relatives of crops and potentially valuable medicines”.
Ethiopia	Bale Mountains National Park IUCN Category II 247 100 ha	<i>Coffea arabica</i> is the dominant under storey shrub in the Haremma forest, which once covered large parts of Ethiopia and possibly Yemen, found at lower elevations in the park. The protected area has undergone severe degradation.
Guatemala	Mario Dary Rivera Protected Biotope IUCN Category III 1 022 ha	After more than 50 years, the rare pepper, <i>Capsicum lanceolatum</i> , of Mesoamerica was rediscovered in a virgin remnant of the Guatemala cloud forest, preserved as habitat for the resplendent quetzal.
	Sierra de las Minas Biosphere Reserve IUCN Category VI 94 796 ha	This mountain range in eastern Guatemala contains several species of Cucurbitaceae and Solanaceae that “represent potential germplasm resources of food plants, including local varieties of tomatoes”.
Georgia	Algeti Nature Reserve IUCN Category Ia 6 822 ha	The reserve is predominately forests occupy (5 055 ha), with a small proportion protecting meadows (372 ha) and gorges (289 ha). Important crop tree species in the forests include apple ( <i>Malus orientalis</i> ) and pear ( <i>Pyrus caucasica</i> ).
Germany	Flusslandschaft Elbe Biosphere Reserve (includes the Steckby-Lödderitzer Forest Nature Reserve, IUCN Category IV, 3 850 ha) 374 432 ha	Germany is using its system of nature reserves as a basis for the <i>in situ</i> conservation of wild relatives of apples and pears. In particular, the Flusslandschaft Elbe Biosphere Reserve, which represents one of the biggest contiguous floodplain forests in Central Europe, includes wild fruit tree species include pear ( <i>Pyrus achras</i> and <i>P. pyraster</i> ) and apple ( <i>Malus sylvestris</i> ). The Steckby-Lödderitzer Forest which is included in the reserve is particularly important for <i>in situ</i> conservation of wild fruit crop genetic resources. Other important CWR include perennial ryegrass ( <i>Lolium perenne</i> ).
	Schorfheide-Chorin Biosphere reserve 129 161 ha	This area of predominantly temperate broad-leaf forest mixed with agricultural areas has specific breeding programmes for ancient grain and vegetable species.



Country	Protected Area	Link to CWR
India	Dandeli Sanctuary IUCN Category IV 47 502 ha	The hill forests of Western Ghats in South India are a biodiversity hot spot. Important species in terms of crop genetic diversity include an evergreen tree species related to nutmeg ( <i>Myristica fatua</i> ) and a wild pepper ( <i>Piper hookeri</i> ) which occur in the 'Myristica' swamps in the wet valleys of the evergreen forests. There are also species of wild yam ( <i>Amorphophallus paeoniifolius</i> ) and a berry ( <i>Carissa congesta</i> ) which occur in humid secondary scrub formations. Considerable areas of scrub are included within the Sanctuary and the best surviving area of Myristica swamp is protected as a research plot within a reserved forest area.
	Nokrek National Park IUCN Category II 4 748 ha	This park, in the tropical Garo Hills of the Tura Range in the state of Meghalaya in North East India, supports broadleaved evergreen and semi-evergreen forest, with brakes of bamboo at lower altitudes. The reserve is one of the least disturbed forest tracts of the sub-Himalayan ranges. Varieties of mamang narang ( <i>Citrus indica</i> ), a wild relative of cultivated citrus plants, are present in large numbers.
	Silent Valley National Park IUCN category II 8 952 ha	Silent Valley National Park comprises one of the least disturbed and extensive patches of tropical rain forest remaining in the Western Ghats. It contains many rare, endemic and economically valuable species, such as cardamom ( <i>Ellettaria cardamomum</i> ), pepper ( <i>Piper nigrum</i> ), yams ( <i>Dioscorea</i> spp.), beans ( <i>Phaseolus</i> spp.), a pest-resistant strain of rice (species unknown) and plant species of importance in Ayurvedic medicine. Silent Valley is also one of the core areas of the 552 000 ha Nilgiri Biosphere Reserve (which includes six protected areas Mudumalai and Wyanaad Wildlife Sanctuary's, Bandipur, Nagarhole, Mukurthi and Silent Valley National Park) 552 000 ha.
	Agastyamalai Hills (Three Sanctuaries, all IUCN Category IV): Mundanthurai, 56 738 ha; Kalakad, 22 358 ha; and Neyyar, 12 800 ha	The Agastyamalai Hills are located at the southern end of the Western Ghats. The area contains a large number of CWRs including species of <i>Amomum</i> , <i>Atylosia</i> , <i>Canavalia</i> , <i>Cinnamomum</i> , <i>Coffea</i> , <i>Dioscorea</i> , <i>Elettaria</i> , <i>Garcinia</i> , <i>Mangifera</i> , <i>Musa</i> , <i>Myristicia</i> , <i>Oryza</i> , <i>Piper</i> and <i>Rauvolfia</i> .
	Namdapha National Park IUCN Category II 180 782 ha	Namdapha lies in the Tirap District of eastern Arunachal Pradesh. It is a centre of plant and animal diversity, supporting a large number of endemic species, many CWR and a variety of rare and threatened species. Crop wild relatives include: fruit tree relatives: <i>Artocarpus</i> spp., <i>Citrus medica</i> , <i>Mangifera sylvatica</i> ; the banana relatives: <i>Ensete glaucum</i> , <i>Musa rosacea</i> and <i>M. velutina</i> ; tea relative <i>Camellia caudate</i> and coffee relatives <i>Coffea benghalensis</i> and <i>C. khasiana</i> .
Indonesia	Muara Kaman Sedulang Nature Reserve IUCN Category Ia 62 500 ha	The aquatic vegetation in this East Kalimantan park includes a floating species of wild rice <i>Oryza</i> sp.
	Bukit Barisan Selatan National Park IUCN Category II 365 000 ha	The flora of this park on the Island of Sumatra includes relatives of durian ( <i>Durio</i> spp.), a popular tropical fruit.
	Bukit Baka - Bukit Raya National Park IUCN Category II 181 090 ha	The lowland forests of this park, which is part of the Schwaner mountain range in Central Borneo, contain wild fruit species, including: jackfruit ( <i>Artocarpus</i> spp.); durians ( <i>Durio</i> spp.); Litchi ( <i>Litchi chinensis</i> ) and several species of mango ( <i>Mangifera</i> spp.).
	Gunung Palung National Park IUCN Category II 90 000 ha	The forests of this park in West Kalimantan include many fruit tree families, including: durians ( <i>Durio</i> spp.); Garcinia, Mangosteen ( <i>Mangostana</i> spp.), figs ( <i>Ficus</i> spp.), rambutans ( <i>Nephelium</i> spp.), jackfruit ( <i>Artocarpus</i> spp.); keranji ( <i>Dialium</i> spp.) and mata kucing ( <i>Euphorbia malayana</i> ).
	Sungai Kayan Sungai Mentarang National Park IUCN Category VI 1 360 500 ha	This large reserve in the interior of Borneo is considered to hold "a vast range of potentially useful and valuable genetic resources". The reserve contains many wild fruit relatives.
	Gunung Leuser National Park IUCN Category II 1 094 692 ha	This biosphere reserve and national park covers a large area of tropical rain forest in northern Sumatra with a range of ecosystems. Several wild fruit tree species grow in the park, including the durians ( <i>Durio oxleyanus</i> and <i>D. zibethinus</i> ), duku ( <i>Lansium domesticum</i> ) and rambutan ( <i>Nephelium lappaceum</i> ).
	Kerinci Seblat National Park IUCN Category II 1 375 000 ha	Located in west-Central Sumatra along the Bukit Barisan Range the park contains wild fruit tree relatives including banana, mango ( <i>Mangifera</i> spp.); durians ( <i>Durio</i> spp.), Langsat ( <i>Lansium</i> spp.) and rambutan ( <i>Nephelium</i> spp.).
Iran	Touran Protected Area IUCN Category V 1 102 080 ha	This area, which includes a National Park (Category II, 118 000 ha) and Biosphere reserve (1 470 640 ha) contains <i>Hordeum</i> sp...
Israel	Yehudiyya Nature Reserve IUCN Category not set 838 ha	The forested reserve in the Golan Heights is characterized by stands of Mount Tabor oak, a large evergreen tree. CWR of wheat are reported in the reserve.
Kyrgyzstan	Besh-Aral State Nature Reserve IUCN Category Ia 63 200 ha	The walnut-fruit forests of this reserve contain a range of species including walnut ( <i>Juglans regia</i> ), pistachio, almond, pear and a number of wild plum ( <i>Prunus sogdiana</i> ).
	Sary-Chelek Biosphere Reserve No category recorded 23 868 ha	The Sary-Chelek Biosphere Reserve, is situated in the western Tien Shan Mountains on the southern spurs of the Chatkal Range in the west of Kyrgyzstan, has been established to protect relict walnut-fruit forests. The central and lower region is covered by nut-fruit forests with walnut ( <i>Juglans regia</i> ), apple ( <i>Malus</i> spp.), pear ( <i>Pyrus</i> spp.) and an understory of <i>Prunus divaricata</i> . Many of the fruits found in the forests have a high socio-economic value. <i>In situ</i> conservation of forest genetic resources of wild fruit trees and shrubs is currently being carried out over 680 ha of the area.

Country	Protected Area	Link to CWR
Madagascar	Tsaratanana Strict Nature Reserve IUCN Category Ia 49 185 ha	Wild populations of coffee ( <i>Coffea tsaratananae</i> ) are found in the reserve, which includes Mont Maromokotra, the highest mountain in Madagascar, and consists of primary and secondary tropical evergreen forests of both high and low altitude.
Malaysia	Lambir Hills National Park IUCN Category II 8 307 ha	Located in Sarawak, this park is rich in wild fruit trees. So far, over 70 tree species have been recorded, many of which may "prove to be valuable genetic resources for improving existing fruit tree crops, and developing new ones". Species represented include mangoes ( <i>Mangifera havilandii</i> and <i>M. pajang</i> ), six species of durian and gingers ( <i>Zingiberaceae</i> ).
Mauritius	Black River Gorges National Park IUCN Category II 6 574 ha (included in the Macchabee/Bel Ombre Biosphere Reserve)  Perrier Nature Reserve IUCN Category IV 2 ha	The park includes 'wild forms' of passion fruit ( <i>Passiflora edulis</i> f. <i>flavicarpa</i> ), pineapple ( <i>Ananas</i> spp.), as well as 'semi-wild' coffee ( <i>Coffea canephora</i> ) and wild coffee ( <i>C. macrocarpa</i> ). The reserve covers 3.5 per cent of the island. However, research has shown that key populations of coffee wild relatives remain outside the protected area network in the country.  <i>Coffea macrocarpa</i> grows in vegetation dominated by <i>Sideroxylon</i> spp. a subclimax to the high forest. This tiny reserve, which is surrounded by exotic forest plantations, is totally isolated from indigenous forests.
Mexico	Sierra de Manantlan Biosphere Reserve Not categorized on WDPA, 139 577 ha  Sierra Norte de Oaxaca Community Protected Natural Areas Not on WDPA  Montes Azules Biosphere Reserve IUCN Category VI 331 200 ha  Pico de Orizaba National Park IUCN Category II 19 750 ha	The endemic perennial <i>Zea diploperennis</i> a close relative of Maize was discovered in the 1970s in its natural habitat in Jalisco in western Mexico and the reserve was established in 1987. Also populations of the wild annual relative, <i>Z. mays</i> subsp. <i>parviglumis</i> , and the Tabloncilo and Reventador races of maize are found in this area. Local research has shown that populations of <i>Z. diploperennis</i> virtually require cultivation and grazing in adjacent fields in order to preserve.  WWF has been helping create Community Protected Areas in the Mesoamerican Pine-Oak forest in Sierra Norte in the state of Oaxaca. The area is a known centre of wild potato diversity. Ixtlán de Juárez protects 9 000 ha of pine-oak, cloud and tropical forests; Santa Catarina Ixtepeji protects 4 225 ha of pine-oak forest; Santa María Yavesía protects 7 000 ha of pine-oak forest; four communities of the Union of Zapotec and Chinantec Indigenous Communities (UZACHI) protect an area of 12 819 ha of pine-oak, cloud and tropical forests. The area is expanding and during the past two years, an additional area of 18 970 ha of community protected areas in Sierra Norte in the following communities have been established: San Francisco La Reforma I (670 ha) Santa Sociedad Rio Grande Teponaxtla (3 200 ha), San Francisco la Reforma II (2 500 ha) Cruz Tepetotutla (4 600 ha) San Antonio del Barrio (2 200 ha) San Pedro Tlatepusco (2300) and Nopalera del Rosario (3 500 ha).  Montes Azules is located in the state of Chiapas in Southeast Mexico. It is one of the largest areas of humid tropical forest in Mexico and Central America and contains some 500 species of trees, including wild avocados ( <i>Persea</i> sp.).  Pico de Orizaba includes populations of the wild avocado ( <i>Persea americana</i> ) and near relative <i>P. schiedeana</i> .
Moldova	19 300 ha of reserves, names unknown	<i>In situ</i> conservation has been established in five reserves on over 19,300 ha (0.6 per cent of the total territory of the country), for fruit species ( <i>Pyrus pyraeaster</i> , <i>Malus sylvestris</i> , <i>Cerasus frutescens</i> , etc.), vegetables ( <i>Asparagus</i> , <i>Portulaca</i> ), as well as some forage species.
Mongolia	Great Gobi Strict Protected Area IUCN Category Ia 5 311 730 ha	Located in the South-west of Mongolia bordering with China, Great Gobi supports rare desert and mountain steppe vegetation. CWR recorded in the reserve include <i>Hordeum</i> sp. and <i>Allium</i> sp. The Gobi is one of the largest Biosphere Reserves in the world.
Niger	W du Niger National Park IUCN Category II 220 000 ha  Air and Ténéré National Nature Reserve IUCN Category IV 6 456 000 ha	The wild flora includes herbaceous species such as millets, <i>Pennisetum</i> spp., <i>Digitaria</i> spp., <i>Eleusine</i> spp., rice <i>Oryza</i> spp., and leguminous plants including <i>Vigna</i> spp., representing important genetic resources for biological conservation and research.  This, the largest protected area in Africa, includes the volcanic massif of the Air Mountains and the surrounding Saharan desert of Ténéré. It contains an outstanding variety of landscapes, plant species and wild animals. The site was inscribed on the World Heritage List in 1991. The reserve harbours crop genetic resources of several important species: wild olive ( <i>Olea europaea</i> subsp. <i>oleaster</i> ), millet ( <i>Pennisetum glaucum</i> ), barley ( <i>Hordeum</i> sp.), wheat ( <i>Triticum</i> sp.) and sorghum ( <i>Sorghum aethiopicum</i> ), which have been the subject of genetic studies by the French Institute for Scientific Research and Cooperative Development and the International Board for Plant Genetic Resources. A number of traditional gardens are maintained to conserve crop material.
North Korea	Mount Paekdu Natural Reserve IUCN Category IV 132 000 ha	CWR species recorded in Mount Paekdu, which is also a biosphere reserve, include: <i>Ribes</i> spp., <i>Rubus</i> spp., <i>Prunus</i> sp., <i>Vaccinium</i> sp., and <i>Allium</i> sp.
Paraguay	Mbaracayú Reserve IUCN Category IV 1 356 ha	A USDA/Paraguay project is researching herbarium and museum records and other species inventories to determine geographical locations of CWRs in Paraguay and especially in its protected areas. The objective is to use the data to create or revise management plans within existing protected areas and recommend sites for new protected areas in crop wild relative 'hotspots'. Fruit crops such as the pineapple ( <i>Ananas comosus</i> ) and custard apple ( <i>Annona</i> spp.) have wild relatives ( <i>Pseudananas ananasoides</i> and <i>Annona amambayensis</i> ), provide examples of the need for <i>in situ</i> conservation of the germplasm diversity in this Reserve.



Country	Protected Area	Link to CWR
Peru	Bahuaja Sonene National Park IUCN Category II 1 091 416 ha	Bahuaja Sonene protects the Peruvian area of Pampas del Heath (see Madidi National Park in Bolivia above). The park is located in Peru's southeast department of Madre de Dios and protects one of the few areas in Amazonia that is virtually free of intensive human intervention. Bahuaja-Sonene is also home to Peru's largest population of Brazil nut trees, over 30 000 ha, and protects a number of native fruits, including wild pineapple and guava.
	Manú National Park IUCN Category II 1 716 295 ha	The lowland floodplain forests of the Manú River harbour a number of commercially important or potentially important fruit-tree species including cacao ( <i>Theobroma cacao</i> ) and "sapote" ( <i>Quararibea cordata</i> ). Indeed, it has been suggested that the forests of Manú "probably include a disproportionate number of the general region's economically important plants, and they are exceptionally important to maintain germplasm for future programmes of genetic improvement".
Senegal	Niokolo-Koba National Park IUCN Category II 913 000 ha	Located along the banks of the Gambia river, the gallery forests and savannahs of Niokolo-Koba National Park, World Heritage site and Biosphere reserve have a rich biodiversity. Vegetation includes the wild rice, <i>Oryza brachyantha</i> .
Spain	Montseny Biosphere Reserve and National Park; IUCN Category not known 30 117 ha	The Montseny Biosphere Reserve and National Park is the highest part of the Catalan coastal range, vegetation includes oak woodlands dominated by Holm oak ( <i>Quercus ilex</i> ). CWR have also been recorded in the reserve, including <i>Prunus</i> sp.
Sri Lanka	Sinharaja Forest Reserve IUCN Category II 11 331 ha	Sinharaja is the last extensive primary lowland tropical rain forest in Sri Lanka. It holds a large number of endemic species of plants and animals, and a variety of plants of known benefit to humans. CWR species include: clove ( <i>Syzygium</i> spp.); nutmeg ( <i>Myristica</i> sp.); cinnamon ( <i>Cinnamomum</i> spp.); cardamom ( <i>Elettaria</i> sp.); pepper ( <i>Piper</i> sp.); durian ( <i>Cullenia</i> spp), mango ( <i>Mangifera</i> sp.); breadfruit ( <i>Artocarpus</i> sp.) and citrus ( <i>Atalantia</i> sp.).
Tajikistan	Dashtidzumsky State Nature Reserve IUCN Category Ia 53 400 ha	This reserve on the southern slope of the Darvaz range protects juniper stands, mountain forests of pistachio, almonds, maple, pomegranate and wild figs.
Tanzania	Usambara Mountains East and West IUCN Category Unset 621 300 ha	Two species of wild coffee have been identified.
Thailand	Thungyai - Huai Kha Khaeng Wildlife Sanctuaries IUCN Category IV 577 464 ha	Stretching over some 600 000 ha along the Myanmar border, the sanctuaries, which are relatively intact, contain examples of almost all the forest types of continental Southeast Asia. The sanctuaries support many CWR and have been identified as important sites for the conservation of genetic resources, including: <i>Amorphophallus</i> , <i>Citrus</i> , <i>Dimocarpus</i> , <i>Mangifera</i> , <i>Nephelium</i> and <i>Xerospermum</i> .
Tunisia	Parc national des Iles Zembra et Zembretta IUCN Category II 791 ha	Two Islands situated in the Gulf of Tunis make up this National Park and Biosphere Reserve. Zembra Island is a mountainous island consisting mostly of a Mediterranean maquis with <i>Olea europaea</i> , <i>Pistacia lentiscus</i> , <i>Arbutus unedo</i> and <i>Erica multiflora</i> as dominating species.
Turkey	Beydaglari coast National Park IUCN Category II 34 425 ha	Situated in western Anatolia on the southern Mediterranean coast of Turkey, this park (also known as Olimpos-Beydaglari) contains the rare endemic relative of the faba bean ( <i>Vicia eristalioides</i> ).
	Kazdagi National Park IUCN Category II 21 300 ha	This national park is rich in fruit progenitor, nut, ornamental and forest species
	Munzur Vadisi (Valley) National Park IUCN Category II 42 000 ha	Protecting the watershed of the Munzur river, this rugged park of high peaks and deep valleys, is located in the eastern region of east-Central Anatolia. Walnut, <i>Juglans</i> spp. are found in the valleys.
Turkmenistan	Kopetdag State Nature Reserve IUCN Category Ia 49 793 ha	The Kopet-Dag nature reserve was set up for the conservation and integrated study of the mountain forest ecosystems. The nature reserve incorporates two natural preserves established in 1976: Kalininsk (mountains), and Meana-Chaacha (piedmont). The area is important for CWR of a range of species including fruit trees, vines, cereals and nuts.
	Shirkent National Park IUCN Category II 30 000 ha	The park includes ecosystem of sparse juniper forests, groves of maple, walnut, and wild apple.
Uganda	Kibale National Park IUCN Category IV 76 600 ha	Wild robusta coffee ( <i>Coffea canephora</i> ) is found in the forest understorey of the Park.
	Itwara Forest Reserve No category recorded 8 680 ha	This reserve of moist evergreen forest is along the eastern rim of rift valley escarpment. Non-timber trees of economic importance include wild robusta coffee ( <i>Coffea canephora</i> ) and Shari coffee ( <i>Coffea liberica</i> ).
	Mabira Forest Reserve No category recorded 31 032 ha	The largest block of moist semi-deciduous forest remaining in the central region of Uganda contains wild coffee ( <i>Coffea canephora</i> ).

Country	Protected Area	Link to CWR
USA	USDA has proposed expanded management attention for <i>Vitis</i> (grape), <i>Allium</i> (onion), and <i>Solanum</i> (potato) CWR in existing protected areas. CWR management has been investigated throughout the US, leading to recommendations for protected area management plans and increasing monitoring.	
	Wichita Mountains National Wildlife Refuge, IUCN Category IV 23 884 ha Ouachita National Forest, IUCN Category VI (Two records on the WDPA: 103 523 ha and 564 151 ha) Clifty Creek Natural Area, not on WDPA	Since 1996, the USDA's National Plant Germplasm System (NPGS) has been working toward an <i>in situ</i> conservation policy for CWR native to the United States. Work began by focusing on rock grape ( <i>Vitis rupestris</i> ) due to the grape's economic importance plus concern that natural populations were being lost through habitat destruction. Rock grape has been used as a wine grape rootstock for nearly a hundred years, due to its resistance to Phylloxera, one of the grape's most destructive pests of wine grapes, and to its adaptability to harsh environmental conditions. The species has, in particular, been widely and successfully used in France as grafting rootstock where deep roots were desired. The grape has been recorded in three protected areas (listed in the left hand column) in the US.
	Organ Pipe Cactus National Monument IUCN Category II 133 925 ha  Big Bend National Park and Biosphere Reserve IUCN Category II 286 572 ha	Located in south-western Arizona, with a southern boundary shared with Mexico, this protected area contains small populations of wild chilli peppers ( <i>Capsicum annum</i> ).  Big Bend National Park is located in the southern portion of the Trans-Pecos area of Texas and has an international border with Mexico. Small populations of wild chilli peppers are found in the park.
Uzbekistan	Mount Chatkal Biosphere Reserve No IUCN category 57 360 ha	The Reserve, at the south-western end of the Chatkal'skiy Range in the western Tien-Shan Mountains, conserves important wild relatives of walnuts, apples, pears, and prunes. Juniper forests cover much of the area with cherry plum ( <i>Prunus sogdiana</i> ) and the apple <i>Malus kirghisorum</i> ; the mountain steppe including groves of pistachio ( <i>Pistacia vera</i> ).
	Gissarskiy State Nature Reserve, IUCN Category Ia, 81 438 ha	The park includes ecosystem of sparse juniper forests, groves of maple, walnut, and wild apple.
Vietnam	Ba Vi National Park IUCN Category II 6 786 ha	This national park is currently the focus of a GEF project to conserve CWR.
	Huu Lien Nature Reserve IUCN Category IV 10 640 ha	This reserve is currently the focus of a GEF project to conserve CWR.



## **ANNEX 4: FRAMEWORK OF THE DRAFT GLOBAL STRATEGY FOR CROP WILD RELATIVE CONSERVATION AND USE**

To read the full draft working document, see Heywood *et al.* (2007).

### **Goal**

Effective conservation and sustainable use of crop wild relatives, including all wild plant species of socio-economic value, at national, regional and global levels.

### **Objective 1: Prepare national CWR strategic action plans**

Each country to prepare a national action plan for the inventory, survey, conservation (*in situ* and *ex situ*) and sustainable use of CWR by 2010

#### **Targets**

- Each country to develop a National Strategic Action Plan (NSAP) for CWR conservation and use
- Review existing biodiversity strategies and action plans in relation to CWR conservation and use
- NSAP for CWR conservation and use to be fully integrated into and complement existing national and regional biodiversity strategies and action plans
- Define responsibilities for preparation and implementation of NSAP
- Designate a National Focal Point for CWR
- Select political or social targets associated with CWR conservation e.g. increase of awareness

### **Objective 2: Prepare national CWR inventories**

Each country to:

- a) Prepare an inventory of the CWR growing in its territory by 2015
- b) Explore the possibility of cooperating with neighbouring countries in the production of regional catalogues by 2010

#### **Targets**

- Produce checklist of CWR
- Identify data sources e.g. GIS and climate data
- Collate and manage information

### **Objective 3: Establish a global mechanism/clearing house**

FAO, CGIAR/IPGRI, IUCN and other relevant bodies, in cooperation with parties to the CBD, to put in place a global mechanism/clearing house for CWR conservation and use by 2010

#### **Targets**

- Report CWR diversity to FAO as part of Global Plan of Action for the Conservation and Sustainable Utilization of PGRFA commitments
- Establish global mechanism for CWR information

### **Objective 4: Create national priority CWR lists and identify priority CWR sites**

Each country to prepare a national priority list of CWR in need of urgent conservation action using existing priority-determining criteria by 2015

#### **Targets**

- Develop national priority CWR lists
- Develop conservation action plans for priority taxa
- Develop individual solutions to national priorities
- Identify within each country, 5 priority sites for the establishment of active CWR genetic reserves. These reserves should form an interrelated network of internationally, regionally and nationally important CWR genetic reserve sites for *in situ* conservation





### **Objective 5: Create regional and global CWR priority lists and identify priority CWR sites**

FAO, IPGRI, the CBD and other relevant bodies, in cooperation with parties to the CBD, to put in place a system for preparing regional and global CWR priority lists by 2015

#### **Targets**

- Develop regional and global priority CWR lists
- Develop conservation action plans for priority taxa
- Develop individual solutions to certain regional and global priorities
- Identify globally, and within each region, a small number of priority sites (global = 100, regional = 25) for the establishment of active CWR genetic reserves. These reserves should form an interrelated network of internationally, regionally and nationally important CWR genetic reserve sites for *in situ* conservation

### **Objective 6: Establish protocols for CWR information management and dissemination and provide national and global CWR information management systems**

Existing information management systems for CWR to be harmonized and applied by national, regional and global organizations by 2015

#### **Targets**

- Integrate CWRIS into EURISCO
- Agree data standards and mechanism for collation of National CWR Inventory (NI) data
- Harmonize CWRIS/EURISCO with the international GEF CWR project
- Improve data entry tools like GRIS

### **Objective 7: Develop effective means of conserving and using CWR *in situ***

#### **Targets**

- Establish the international, regional and national active genetic reserves identified under Objective 5, Target d
- National action to be taken to record the presence of CWR in each country's protected areas system
- Each country to assess whether the existing network of protected areas adequately represents the full range of national CWR diversity, and suggest additional reserve locations where required
- Link CWR *in situ* reserve sites with other current initiatives, such as the Important Plant Area initiative and Natura 2000 network, and where appropriate establish genetic reserves linked to these initiatives
- Encourage UNESCO MAB to complete its floristic inventories in MAB Reserves and highlight which CWR are known to occur in each
- Raise awareness among Protected Area Managers of importance of CWR and request they take into account the maintenance and conservation needs of CWR when drawing up or revising management plans
- Involve local communities in planning community conservation of CWR and encourage them to participate in the management of reserves and other protected or non-protected areas in which CWR are known to occur
- Examine the potential role of micro-reserves in CWR conservation
- Countries and agencies to review the possibilities of conservation of CWR outside protected areas, including agro-ecosystems
- Countries and agencies to review possibilities for conservation of CWR outside protected areas via policy decisions (easements, set-aside, and other appropriate mechanisms)
- Promote traditional farming systems for both landrace and CWR conservation
- Establish protocols for the management and monitoring of genetic diversity in CWR populations
- Publish case studies for the complete genetic reserve location, establishment and routine maintenance process to act as templates for subsequent projects
- Publish protocols and examples of the integration of CWR *in situ* conservation and use as a means of promoting CWR use

## **Objective 8: Develop effective means of conserving and using CWR *ex situ***

### **Targets**

- Undertake gap analysis of CWR representation in national, regional and global gene banks, field gene banks (clonal collections)
- Systematic collection of CWR diversity identified as being under-represented in national, regional and global gene banks, including field gene banks (clonal collections)
- In cooperation with IABG, BGCI and regional and national botanic garden networks, review the presence and status of CWR accessions in botanic gardens, universities and other holders of *ex situ* living collections
- Establish community seed banks for wild harvested CWR and those with immediate use
- Publish protocols and examples of the integration of CWR *ex situ* conservation and use as a means of promoting CWR use

## **Objective 9: Assess CWR conservation and threat status**

- a. Red list all priority CWR taxa by 2015
- b. Assess the likely impact of global change on CWR diversity and survival by 2015
- c. Assess CWR diversity as gene sources to assist the likely impact of global change on crops
- d. Establish common protocols for assessing genetic erosion of CWR, including proxy indicators
- e. Establish common protocols for assessing crop to CWR gene flow and its consequences by 2010

### **Targets**

- Assume responsibility to lead global red listing of all priority CWR taxa
- Assume responsibility to lead national red listing of all priority CWR taxa
- Establish functional expert committees at national level comprising all key people
- Include a section on progress in national red listing in national reports on the state of the world's PGR
- Undertake Red List threat assessments of national endemic CWR taxa
- Produce a first draft of a global Red List of priority CWR taxa based on national endemics
- Produce a report based on existing documentation on global change identifying areas at greater risk and priority CWR that are more vulnerable
- Develop and apply protocols for conservation assessment of *in situ* and *ex situ* conserved CWR diversity
- Conduct population level research on selected CWR to aid threat and conservation assessment
- Produce systematic conservation assessment
- Organize an international conference on protocols for assessing genetic erosion
- Submit research project proposal on protocols for assessing genetic erosion
- Organize an international conference on protocols for assessing crop to CWR gene flow and its consequences
- Submit research project proposal on protocols for assessing crop to CWR gene flow and its consequences
- Submit research project proposal on impact of climate change on longer term sustainability of CWR in genetic reserves
- Review impact of wild harvesting on CWR population sustainability

## **Objective 10: Ensure effective security and legislation for CWR**

### **Targets**

- Undertake a review of which CWR species are included in existing national, regional and global policy and legislative instruments, and afford protection to priority CWR taxa that are not already included
- Review the effectiveness of existing policy and legislation for the conservation and sustainable use of CWR
- Undertake a review of available funding opportunities for CWR conservation
- Encourage and promote close inter-sectoral coordination at national level with broad involvement of stakeholders
- Incorporate CWR into relevant national strategies

## **Objective 11: Promote sustainable utilization of CWR**

### **Targets**

- Promote sustainable use of CWR
- Encourage the use of CWR in breeding programmes

## **Objective 12: Initiate education and public awareness programmes on the importance of CWR**

### **Targets**

- Identify a means of integrating awareness of the importance of CWR into existing education and public awareness programmes at national, regional and global levels
- Identify and develop public awareness campaigns through existing groups that reach wide audiences, such as NGOs, the private sector, national associations of producers, farmers, industry
- Promote awareness of the importance of CWR conservation and use for professional protected area managers, plant breeders, biotechnologists and other potential CWR stakeholders



