



# HOW TO GROW:

## MOUNTAIN PAPAYA 'JAMIE'

*Vasconcellea pubescens* var. 'Jamie'

## MOUNTAIN PAPAYA 'Jamie'

*Vasconcellea pubescens* var. 'Jamie'


This particular variety of mountain papaya originated in Lima, Peru and was selected for top quality flavor, good frost resistance and self-fertility. It is easy to propagate from seeds, cuttings root poorly. As with other papaya species, seed viability is low, with 50% of fresh seeds sprouting within 2-4 weeks in optimal conditions (high humidity and temp ~70F). Small seedlings are sensitive to transplantation, over-watering and molds, but are pretty tough when established. First fruits set within 1-2 years from planting seed.




This papaya tree quickly grows to height of about 4-6 feet, then slows down while fruiting. Topping induces branching and allows to keep the size of the plant manageable when grown in a pot. Immature fruits remain on the tree in spite of frost damage to flowers and leaves. In its natural habitat, high Andes mountains, these papayas are accustomed to occasional temperature drops below 30F, but they do better if temperature stays above freezing. Each plant can have male and/or female flowers at any given time.




Male flower



Female flower



Tree in bloom



Fruiting tree

Fruits taste best when fully ripe (they turn bright yellow, drop to the ground and become very aromatic, still improving few days after harvest). The edible pulp around seeds can be scooped up and eaten fresh - it is delicious, very juicy and tastes like passion fruits and pineapples. Yellow rind is boiled with sugar to create famous dessert called "Dulce de papayuela." Fruits can hold fresh for several days after harvest.

