



Commercial &
Industrial Scales



POS
Products



Load Cells &
Mounts

CAS

PRODUCT Catalog

2019

(800) 223-4227 • www.cas-usa.com • sales@cas-usa.com

Prices effective April 1st, 2019

Global Manufacturer of Commercial & Industrial Scales
Authorized CRS Distributor (Western United States)

DP2

This page intentionally left blank

Table of Contents

General Information		Bench/Platform Scales		Controller	
Regional Sales Managers	5	BW Series	28	CAS Tracker	53
Ordering Information	6	DL Series	29	Printers	
Warranty, Repairs, & Returns	7	ED Series	30	Printers	54
MAP Policy	10	PB Series	31	Counting Scales	
Label Printing Scales		★ GW Series	32	EC-2 Series	56
★ CL-7200 Series	11	Enduro DXL Series	35	SC Series	57
★ CL-5500 Series	12	Enduro HC Series	36	Pallet Jack Scales	
LP-1000N Series	13	Enduro GP Series	37	CPS Series	58
Labels & Receipt Paper	14	Checkweighers		Wheel Weighers	
Price Computing Scales		Enduro Extreme	38	RW-S/RW-L Series	59
S-2000 Series	15	Portable Scales		RWT Series	60
S-2000 Jr Series	16	★ Transit Series	39	RW Travel Cases	61
ER Jr Series	17	CWP	40	Axle Weighers	
EB Series	18	Floor Scales		★ RW-X200 Series	62
AP-1 Series	19	HFS Series	41	★ RW-X300 Series	63
Portion Control Scales		Real Deal! Floor Scale Package	42	Remote Displays	
SW-1/SW-1Z Series	20	★ HFS-SS Series	43	★ CAS D732/841	64
SW-1W Series	21	★ HFS Lift Deck Series	44	Beacon Series	65
PW-II Series	22	Drum Scales		Crane Scales	
POS Interface Scales		★ R2-1000	45	NC-1 Series	66
PD-II Series	23	Indicators		Caston II Plus	67
SW-RS Series	24	CI-200 Series	48	Caston III Plus	68
Interface Cables	25	CI-2001 Series	49	CCB Series	69
POS Products		★ CI-100A	50	TM Series	70
★ POS Products	26	X320 Series	51	Tank Mounts	
Balances		R400 Series	52	CAS-SBM Series	72
★ XE Series	27			CAS-5304LB Series	75



Table of Contents

CAS-5304B Series.....	77	★ CAS-22 Series.....	112
CAS-59M Series.....	79	★ CAS-40 Series.....	113
CAS-5205 Series.....	82	★ CAS-42 Series.....	114
CAS-5213 Series.....	83	★ CAS-50SS Series.....	115
CAS-23M Series.....	85	★ CAS-50 Series.....	116
CAS-RTM Series.....	87	★ CAS-50A Series.....	117
★ CAS-SB8M Series.....	88	★ CAS-50B Series.....	118
CAS-82M Series.....	89	★ CAS-40SS Series.....	119
CAS-16M Series.....	91	CAS-60040 Series.....	120
CAS-03M Series.....	93	BSA Series.....	121
CAS-412M Series.....	95	CAS-23 Series.....	122
★ CAS-6620 Series.....	96	CAS-SB14 Series.....	124
CAS-SP9M Series.....	98	CAS-SB4 Series.....	125
CAS-94M Series.....	100	CAS-745 Series.....	126
CAS-TSA Series.....	101	★ CAS-SB8 Series.....	127
J-Box - Summing Card & Cable.....	102	CAS-16 Series.....	128
Load Cells		CAS-58 Series.....	130
CAS-SBA Series.....	104	CAS-5103 Series.....	131
CAS-SB Series.....	105	★ CAS-Q50 Series.....	132
CAS-ULB Series.....	107	CAS-412 Series.....	133
CAS-UB6 Series.....	108	CAS-SP9 Series.....	134
CAS-UB1 Series.....	109	CAS-94 Series.....	135
BCA Series.....	110		
BCM Series.....	111		

Regional Sales Managers

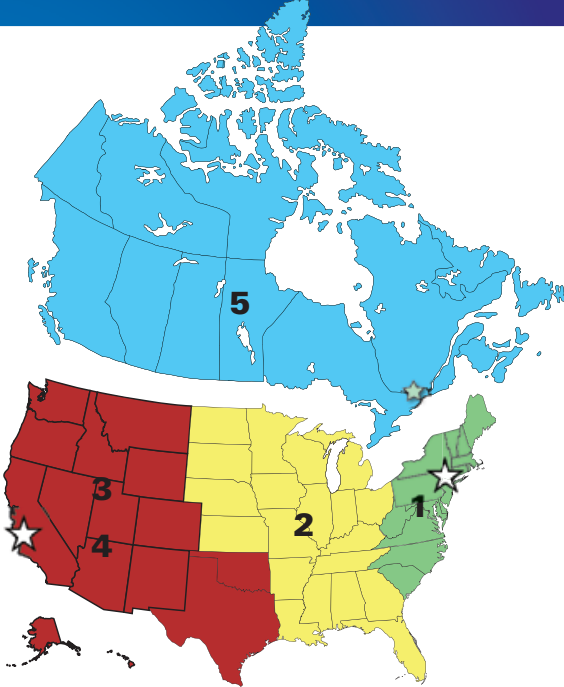
CAS USA Locations

Corporate Office

99 Murray Hill Parkway
East Rutherford, NJ 07073
(800) 223-4227
(201) 933-9002
(201) 933-9025 Fax
www.cas-usa.com
sales@cas-usa.com

Western Office

15411 Red Hill Ave Suite F
Tustin, CA 92780
(888) 943-7788
(714) 760-4770
(310) 763-9369 Fax



Eastern Distribution Center

East Rutherford, NJ 07073
• Shipping
• Technical Support & Service
• Will Call

Western Distribution Center

Tustin, CA 92780
• Shipping
• Technical Support & Service
• Will Call

1 Northeastern Regional Sales Manager

800-223-4227
Fax: (201) 933-9025
sales@cas-usa.com

3 West Regional Sales Manager - Scales

Jessie Mandujano
Phone: (310) 763-0156
Cell: (551) 486-3661
jessie@cas-usa.com

2 Central Regional Sales Manager

Dan Ashcraft
Phone: (765) 448-3106
Cell: (317) 509-7304
dan@cas-usa.com

4 West Regional Sales Representative - POS

Fred Carrillo
Cell: (619) 252-2912
fcarrillo@cas-usa.com

5 Canadian Sales Representative

800-223-4227
Fax: (201) 933-9025
sales@cas-usa.com

Ordering Information

- **Who Can Order:** You must be an approved CAS-USA Dealer to purchase directly from CAS-USA. To become an approved dealer, please contact CAS-USA Corporation at (800) 223-4227 or www.cas-usa.com for more information.
- **Prices** are current at the time this catalog is released. Prices and/or specifications are subject to change without notice. For current pricing and availability, call (800) 223-4227 or visit www.cas-usa.com. CAS-USA Corporation is not responsible for typographical errors. *Prices are in USD.*
- **Payment Terms:** Net 30 for credit approved Dealers, COD, Visa, Mastercard, American Express. Checks made payable to CAS-USA Corporation, 99 Murray Hill Parkway, Unit A, East Rutherford, NJ 07073.
- **Demo Program:** CAS-USA does not offer a formal demo model program. For any product valued below \$500, it is suggested for the dealer to purchase the item for their demo stock.
- **Shipping/Freight:** Most stock item orders that are received before 4:00 PM are shipped the day they are received. Any order that will be shipped via freight will be shipped within one business day (weather conditions permitting). Shipping charges will be added to the invoice.
- **Third Party Freight Billing:** Dealers may opt to use third party billing. Please provide your UPS or FedEx account number when ordering. Insurance fees will be added to final invoice unless otherwise specified in writing.
- **Lead Time:** It is the policy of CAS-USA Corporation to provide same day shipping for most products. Due to the nature of some industrial scale products and the numerous configurations that can be used in industrial applications, please contact a customer service representative for lead time information.

To Place an Order:

The following methods are available for your convenience:

- 1 • Telephone - **(800) 223-4227**
- 2 • Website - **www.cas-usa.com**
(via dealer portal - registration required)
- 3 • Email - **sales@cas-usa.com**
- 4 • Fax - **(201) 933-9025**

CAS-USA recommends placing orders via email, fax, or online at www.cas-usa.com. We do accept verbal orders, but will not be held responsible for any errors.

- **Special Orders:** A 50% deposit of the total invoice is required for special orders. A special order is an order for any non-stock item(s) and/or any item(s) that is factory ordered specifically for you. Special orders can not be returned for any reason.
- **Drop Shipments:** CAS-USA provides drop shipping to all Authorized Dealers and their customers. In the event of suspected product failure, it is the responsibility of the selling dealer to provide technical support and/or provide limited technical phone support (*See Technical Phone Support Guidelines*). If on-site support is required, it is the responsibility of the Dealer to make all the necessary arrangements to properly support the end-user.



Commercial &
Industrial Scales



POS
Products



Load Cells &
Mounts

As we continually develop and improve our products to better serve your needs, it is a good practice to regularly check our website, www.cas-usa.com, for the most up-to-date product information, prices and warranty coverage. Our website also allows you to place orders online (Note: You must have an account set up prior to ordering.)

Warranty, Repairs & Returns

- **CAS/Dealer Partnership:** Dealer partners are critical to helping sell and support CAS-USA products throughout the USA and Canada. In return, CAS-USA is committed to supporting dealers with high quality products and technical support, so that they can achieve the highest profit margins available today in the weighing and measurement industry.

CAS-USA Corporation makes its products available through multiple channels via Authorized Servicing Dealers or Authorized Non-Servicing Dealers.

- **Servicing Dealer Attributes:** To be considered an Authorized CAS-USA Servicing Dealer, all of the following attributes must be met, otherwise a dealership will be designated as an Authorized Non-Servicing Dealer:

- Service Technician(s) on staff
- Building/Shop
- Provide Field Support
- Responds to customers technical inquiries

- **Obligations of Dealer**

- **Authorized Servicing Dealer** - Technical support including both phone & on-site to Dealer's end-user customer is the responsibility of the Authorized Servicing Dealer. This includes drop shipments. If the Authorized Servicing Dealer's customer calls CAS-USA for technical support, the customer will be directed back to you, the Servicing Dealer.
- **Authorized Non-Servicing Dealer** - CAS-USA Corporation will provide limited technical phone support (See Technical Phone Support Guidelines). If on-site support is required, it is the responsibility of the

Dealer to make all the necessary arrangements with a local servicing dealer to properly support the end-user. Warranty issues will be addressed on a case by case basis.

Warranty

- All scales covered under the original CAS-USA warranty period (See CAS-USA Limited Warranty Period list) will be repaired or replaced free of charge in the case of defects in material and/or workmanship providing the CAS-USA product and/or part was installed by a trained Authorized CAS-USA Dealer.

The CAS-USA warranty covers equipment that has been installed and tested by an authorized scale technician/reseller. This includes drop shipments. In the event of a suspected malfunction, the on-site dealer must work with the CAS-USA Service Department to determine the cause of the malfunction and the steps necessary to repair or replace the defective unit.

Rechargeable battery warranty is one year. Batteries are a consumable item which degrade with time and use. CAS USA will replace the rechargeable battery if it is determined to be defective within one year from the date of purchase.

CAS-USA Corporation is the sole arbiter in determining if a CAS-USA product or part requires warranty repair.

Technical Phone Support Guidelines

CAS will provide limited phone support for the End-users of Authorized Non-Servicing Dealers

- Initial set-up
- Basic user procedures
- Troubleshooting

For products that require in-depth training such as label printing scales or indicators, we recommend utilizing the services of a local Authorized CAS-USA Dealer. For more details on the the Technical Phone Support Guidelines, please visit www.cas-usa.com



Warranty, Repairs, & Returns

Warranties are provided to CAS-USA Authorized Dealers only.

- **Calibration:** Calibration procedures can be obtained by either calling (800) 223-4227 or visiting www.cas-usa.com. Match calibration is available as an option for drop ship requirements. Match calibration does not indicate that the scale has been certified for commercial use. All commercial applications require that the scale be installed by a licensed scale service technician according to your local weights and measures regulations. Match calibration – is not available for X320, CI200S, or CI-200SC indicators without consulting factory. **Please note: Calibration is not covered under warranty.**
- **International Shipping:** CAS-USA Corporation is not responsible for any freight charges on any international warranty claims. The dealer assumes

Repairs

- **Repair Policy:** It is the policy of CAS-USA Corporation to repair and ship all repairs within 72 hours of receipt. The above mentioned turnaround time assumes the unit was sent with all required documentation and is subject to CAS-USA verification of warranty. In the unusual case of a delay in service resulting from a parts backorder, insufficient documentation, missing parts, etc., the Dealer will be contacted immediately and given an estimated turnaround time. The Dealer/Customer is responsible for shipping to CAS-USA Corporation. CAS-USA Corporation is responsible for return shipment to Dealer/Customer.

Scales that are returned for repair will be held for 90 days after a quote has been submitted to the dealer for approval. CAS-USA will not keep possession of a dealer's product for more than 90 days.

- **Parts & Labor:** Charges for replacement parts used for warranty repair will not apply if the repair is done at CAS-USA Corporation facility. If a Dealer replaces a warranty part in the field, the Dealer will be given the credit for the cost of the part, assuming the defective or damaged part is returned with the proper scale information under a return authorization number (RA #) for the part. **CAS-USA does not reimburse Dealers (or others) for their travel time and/or labor when performing a warranty repair in the field.**

Labor Rates:

- In-house service repair: 70.00/hr (min. 1 hour)
- In-house evaluation: 70.00/hr (min. ½ hour)

Labor charges do not apply to repairs that are done under warranty.

Returns

- **Returns:** No merchandise may be returned without prior authorization from CAS-USA Corporation.
 - All returns must be arranged in advance by CAS-USA Corporation's Technical Service Department.
 - All returns for credit, replacement or repair must refer to the RA# supplied. RA Forms must be filled out completely and included with your return shipment. PLEASE BE ADVISED: The issuance of an RA# does not insure credit will be given. All returns are evaluated upon receipt to determine the amount of credit, if any, will be given.
 - Merchandise sold on a non-returnable basis may not be returned.
 - Return authorizations are only given to authorized dealers. End-users can ship directly to CAS-USA Corporation as long as all return authorization shipping guidelines are communicated to the dealer.
 - All returns are subject to a minimum re-stocking fee of 15%. New scales returned without original packaging and/or accessories, manuals, etc., will be subject to a higher restocking fee.
 - Returns must be made within 30 days of the issuance of the Return Authorization to be eligible for credit.
 - CAS-USA is not responsible for any loss of data. Please back up data, if applicable, before returning the scale.
- **Non-Returnable Products:** The following items can not be returned for any reason:
 - Used scales
 - Special Orders
 - Products purchased 6 months or greater past the purchase date.

Warranty, Repairs, & Returns

- **Shipping Damage Claims Procedures:** Inspect merchandise as soon as delivery is received. If the merchandise appears to be damaged, please refuse delivery.

- Contact CAS-USA at (800) 223-4227 within 5 business days of receiving shipment
- CAS-USA will file a claim with the carrier
- CAS-USA will ship a replacement product.

If concealed loss or damage is discovered -

- Save all items pertaining to the shipment including the product, original box, and any other packaging material in which the product arrived.
- Contact CAS-USA at (800) 223-4227 within 5 business days of receiving shipment
- CAS-USA will file a claim with the carrier
- CAS-USA will ship a replacement product.

It is important that all claims must be made within 5 business days of delivery. For more details on shipping damage claims procedures, please visit www.ups.com, www.fedex.com or (800) 223-4227.

- **Dealer Support:** For service or support, call (800) 223-4227 or go to www.cas-usa.com and log into the **Authorized Dealers** section of the website. If you do not have a login account set up, please visit www.cas-usa.com and click on the Create Dealer Account link.

CAS-USA LIMITED WARRANTY PERIOD

Model	Years	Model	Years
AP Series	2	Mounts	1
Beacon Series	2	NC-1 Series	2
BW Series	2	PB Series	1
Caston II Plus	2	PD-II	2
Caston III Plus	2	Printers	
CCB Series	2	- DEP/DLP	1
CI-100A	2	- DT2x/4x	1
CI-200 Series	2	- TMU295	1
CI-2001 Series	2	PW-II	1
CL5500	1	R2 Series	2
CL7200	1	R400 Series	2
CPS 1/2	2	RW-S/L	2
CPS Plus	2	RWT	2
CRD Series	2	RW-X200/300	1
CWP	2	S-2000	2
D732/D841	2	S-2000 Jr	2
DL Series	2	SC Series	2
EB Series	2	SW Series	1
EC-2 Series	2	SW-Z Series	1
Enduro Series	2	SW-RS Series	1
ED Series	2	SW-1W Series	1
ER Jr	1	TM Series	2
GW Series	2	Tracker	1
HFS Series	2	Transit 2	1
HFS-SS Series	1	X320	2
Load Cells	1	XE-Series	2
LP-1000N/NP	1		

MAP Policy

CAS-USA authorized resellers must comply with CAS-USA Corporation's Minimum Advertised Price Policy (MAP). This policy has been unilaterally adopted by CAS-USA Corporation and applies to all advertising to End-Users.

CAS-USA Authorized resellers and their customers if applicable, cannot advertise CAS-USA products (including options and parts) lower than the prices as stated in this MAP Policy. This policy applies to all commercial advertising placements, print ads, broadcast, direct mail, faxes, Internet, email, etc. CAS-USA Authorized reseller's Internet website or their customer's Internet website, is considered to be advertising and is subject to the CAS-USA MAP Policy.

It is the responsibility of a CAS-USA Authorized Reseller that sells to a sub-dealer, to monitor the advertised prices of the sub-dealer. If the sub-dealer is advertising below MAP, the Authorized reseller must inform their sub-dealer to adjust advertised pricing to meet or exceed MAP levels. A sub-dealer is defined as a CAS-USA Authorized Reseller's customer that re-sells CAS-USA products.

The CAS-USA MAP Policy does not in any way restrict the dealer's actual selling price, and does not include refurbished or used products. It does apply to any activity which CAS-USA determines, in its sole discretion, is designed or intended to circumvent the intent of the CAS-USA MAP Policy.

The CAS-USA Authorized Reseller may not make any statements or comments on its website in connection with any CAS-USA MAP Product(s) that indicates or implies that a lower price may be found during online checkout process, including, but not limited to the following:

- Click for price • Click here for lower price • See price in cart
- Add to cart for lower price • Check cart for lower price
- Price to low to advertise • Click for coupon

Any product being sold as used, used like new, etc., must show the image of the used scale. If multiple used products are available for sale, the actual images must be shown with each individual scale.

The CAS-USA MAP Policy does not apply once an item is placed in a customer's "shopping cart" on an Internet website. Once the pricing is associated with the end user's intent to purchase, the price is deemed the "selling price" and will fall outside the CAS-USA MAP policy.

If a substitute model number is used, the advertised price must still be at MAP levels.

Failure to comply with the CAS-USA MAP policy may result in the suspension of your CAS-USA dealership status. Once notified, a dealer has a 24 hour period to update pricing to MAP levels.

- 1st offense - Immediate suspension of any orders until dealer is in compliance with MAP.
- 2nd offense - CAS will suspend all sales for a period of 30 days.
- 3rd offense - CAS will suspend all sales indefinitely.

If you have any questions on this MAP Policy, please call your sales representative or (800) 223-4227.

MAP Pricing can be found on the product pages.



CL-7200 Series

Touchscreen Label Printing Scale

- 30, 60 lb, & 300 lb (Remote Platform) Capacities - Dual Range
- 10.2" Touchscreen display - 7" Customer side display
- 4,000 PLU's with Direct Ingredient Message in PLU data file
- 99 Category Keys x 20 Pages x 72 Keys Max (1 x 1 Size)
- 45 "Ready" Made and up to 20 Custom Formats
- Multiple Barcode Formats • USB or PC Firmware Upgrades
- CL-Works Pro Software Available for Download
- Approvals: NTEP - 17-096 / Measurement Canada - AM-6087
- Country of Origin: South Korea



▲ CL7200U

Retail

		30 lb Models	60 lb Models
Capacity & Resolution	lb	15/30	30/60
		0.005/0.01	0.01/0.02
	kg	6/15	15/30
		0.002/0.005	0.005/0.01

Model	Overall Size	Platter Size
CL7200P	16.14 x 19.68 x 17	14.96 x 9.84
CL7200PH	-	20.25 x 15.5

All sizes: in inches / W x D x H



Available printed elements on custom labels:

- Vertical Barcodes
- Ingredients
- Nutrition Facts
- Sales Discounts
- Graphics
- Multiple Languages
- And More!



▲ CL7200U w/fish pan

◀ CL7200PH Remote Platter

MODELS - CL7200 Series - CL7200 network systems require special training before purchase

Item #	Model	Est. Ship Weight	List Price	Dealer Price	% Off List	MAP \$
NTEP Approved Models						
CL7200P-30W	CL7200 - 30 lb capacity - Ethernet and Wireless	28 lbs	2,695.00	1,617.00	40%	2,695.00
CL7200P-60W	CL7200 - 60 lb capacity - Ethernet and Wireless	28 lbs	2,695.00	1,617.00	40%	2,695.00
CL7200PH-60	CL7200 with Remote Platform - 60 lb capacity		3,095.00	1,857.00	40%	3,095.00
CL7200PH-300W	CL7200 with Remote Platform - 300 lb capacity		3,095.00	1,857.00	40%	3,095.00
Measurement Canada Approved Models						
CL7200P-P30KGW-CA	CL7200 - 15 kg capacity - Ethernet and Wireless	28 lbs	2,695.00	1,617.00	40%	2,695.00
CL7200P-30(W)-CA	CL7200 - 30 kg capacity - Ethernet and Wireless	28 lbs	2,695.00	1,617.00	40%	2,695.00

OPTIONS

Item #	Description	Ship Weight	List Price	Dealer Price
TC74	Fish Pan (shipped with scale*)	28 lbs	110.00	40.00
TC74	Fish Pan	5 lbs	110.00	55.00
EC71	Label Cartridge	2 lbs	95.00	55.00

CL-5500 Series

Label Printing Scale



- 30 & 60 lb Capacity Dual Range
- LCD Displays
- 4,000 PLU's w/Direct Ingredient Messages - Max 2,100 Characters
- 96 Speed Keys (48 keys x 2) / CL5500R/H: 144 Speed Keys (72 keys x 2)
- 45 "Ready" Made and up to 20 Custom Formats
- Multiple Barcode Formats • Flash ROM for Easy Firmware Upgrades
- Works w/CLWorks Pro • Built-in Ethernet / Optional Wireless Networking
- Approvals: NTEP - 07-042A4/Measurement Canada - Pending
- Country of Origin: South Korea

Please note: The pole display is not an option. It is a separate model. Once you purchase a CL-5500B, you CANNOT attach a pole display.

		30 lb Models	60 lb Models
Capacity & Resolution	lb	15/30	30/60
		0.005/0.01	0.01/0.02
	kg	6/15	15/30
		0.002/0.005	0.005/0.01

Model	Overall Size	Platter Size
CL5500B	16 x 17 x 6.8	15 x 9.6
CL5500R	16 x 17 x 23.9	15 x 9.6
CL5500H	17 x 11.5 x 27.8	17 x 11.5 x 1
CL5500RP	11.8 x 15.7 x 3.5	

MODELS - CL-5500 Series - CL5500 network systems require special training before purchase

All sizes: in inches / W x D x H

Item #	Model	Est. Ship Weight	List Price	Dealer Price	% Off List	MAP \$
NTEP Approved Models						
CL5500B-60NE	CL5500B - 60 lb capacity, includes Ethernet capability	35 lbs	2,095.00	1,257.00	40%	2,095.00
CL5500R-60NE	CL5500R Pole - 60 lb capacity, includes Ethernet capability	35 lbs	2,195.00	1,317.00	40%	2,195.00
CL5500B-60W	CL5500B - 60 lb capacity w/wireless card	35 lbs	2,325.00	1,395.00	40%	2,325.00
CL5500R-60W	CL5500R Pole Model - 60 lb capacity w/wireless card	35 lbs	2,425.00	1,455.00	40%	2,425.00
CL5500B-30NE	CL5500 Bench - 30 lb capacity, includes Ethernet capability	35 lbs	2,095.00	1,257.00	40%	2,095.00
CL5500R-30NE	CL5500 Pole - 30 lb capacity, includes Ethernet capability	35 lbs	2,195.00	1,317.00	40%	2,195.00
CL5500B-30W	CL5500B - 30 lb capacity w/wireless card	35 lbs	2,325.00	1,556.75	40%	2,325.00
CL5500R-30W	CL5500R Pole Model - 30 lb capacity w/wireless card	35 lbs	2,425.00	1,455.00	40%	2,425.00
CL5500H-60	CL5500H Hanging - 60 lb capacity, includes Ethernet capability	35 lbs	2,795.00	1,677.00	40%	2,795.00
CL5500-RP	CL5500 Remote Platter 60 lb capacity	26 lbs	425.00	255.00	40%	425.00
Measurement Canada Approved Models						
CL5500B-30CA-NE	CL5500B - 60 lb capacity, includes Ethernet capability	35 lbs	2,095.00	1,257.00	40%	2,095.00
CL5500R-30CA-NE	CL5500R Pole - 60 lb capacity, includes Ethernet capability	35 lbs	2,195.00	1,317.00	40%	2,195.00
CL5500B-30CA-W	CL5500B - 60 lb capacity w/wireless card	35 lbs	2,325.00	1,395.00	40%	2,325.00
CL5500R-30CA-W	CL5500R Pole Model - 60 lb capacity w/wireless card	35 lbs	2,425.00	1,455.00	40%	2,425.00
CL5500-RP	CL5500 Remote Platter 60 lb	26 lbs	425.00	255.00	40%	425.00

OPTIONS

Item #	Description	Ship Weight	List Price	Dealer Price	Item #	Description	Ship Weight	List Price	Dealer Price
TCL2	Fish Pan (shipped w/scale*)	35 lbs	85.00	40.00	PC54	Wireless Network Kit	3 lbs	375.00	225.00
TCL2	Fish Pan	4 lbs	100.00	55.00	KCL3	Keyboard Wet Cover-CL5500B	1 lb	15.00	9.00
ECL1	Label Cartridge	2 lbs	95.00	55.00	KCL4	Keyboard Wet Cover-CL5500R	1 lb	15.00	9.00
KCL5	Full Body Protective Cover	1 lb	25.00	17.00					

* Standard platter removed

LP-1000N Series

Label Printing Scale



Measurement Canada Approved

- 30 x 0.01 lb Capacity
- Stores up to 4,000 PLUs
- 30 Standard Label Formats • 54 Preset Keys
- Standard RS-232C & USB* • Auto-Prepack Feature
- Ingredients Printing: Up To 400 Char. per PLU
- Commodity Name: Up To 56 Char. per PLU
- Works w/LP Works software package (avail via download)
- USB Cable Included (Scale to Computer)
*RS232 Serial Cable Not Included
- Approvals: LP-1000N/NP - NTEP - 92-169
LP-1.6 - Measurement Canada - AM-5590
- Country of Origin: South Korea

Model	Overall Size	Platter Size	Capacity
LP1000N	16.1 x 16.9 x 7.8	15.7 x 9.6	30 x 0.01 lbs
LP1000N-CA			15 x 0.005 kg
LP1000NP	16.1 x 19.3 x 23.6	15.7 x 9.6	30 x 0.01 lbs
LP1000NP-CA			15 x 0.005 kg

All sizes: in inches / W x D (x H)

MODELS - LP-1000N/LP1000N-CA (LP1.6) Series

Item #	Model	Est. Ship Weight	List Price	Dealer Price	% Off List	MAP \$
NTEP Approved Models						
LP1000N	LP-1000N Label Printing Scale	35 lbs	1,375.00	825.00	40%	1,375.00
LP1000NP	LP-1000NP Label Printing Scale, Pole Model	35 lbs	1,475.00	885.00	40%	1,475.00
Measurement Canada Approved Models						
LP1000N-CA	LP-1.6 Label Printing Scale for Canada - RS232 Port Only	35 lbs	1,375.00	825.00	40%	1,375.00
LP1000NP-CA	LP-1.6 Label Printing Scale for Canada, Pole - RS232 Port Only	35 lbs	1,475.00	885.00	40%	1,475.00

Call your sales representative for quantity discounts

OPTIONS

Item #	Description	Ship Weight	List Price	Dealer Price
1002-A00-0300	Fish Pan (shipped with scale*) - 17" (W) x 11.25" (D)	35 lbs	85.00	35.00
1002-A00-0300	Fish Pan Only - 17" (W) x 11.25" (D)	3 lbs	100.00	50.00
2253-LP0-0000	Keyboard Wet Cover	1 lb	15.00	8.00
ML-16	LP-1000 Software Package with 25 To 9 Pin Cable	2 lbs	95.00	48.00
JL12	RS-232C 25 To 9 Pin Cable (Scale To Computer)	2 lbs	30.00	15.00
7880-LP0-4100	RS-232C 25 To 25 Pin Cable (Scale To Scale)	2 lbs	30.00	15.00

* Standard platter removed

PLU Data

Commodity Name, Message, Item Code, Tare Weight, Unit Price, Group Code

Printing Data

Commodity Name, Message, Packed-on Date, Sell-by Date, Unit Price, Weight Total Price, Store Name & Address
Custom Format: Serial No., Time, PLU No., Group Code



LP-1000N

LP-1000NP

Please note: The pole display is not an option. It is a separate model. Once you purchase an LP-1000N, you CANNOT attach a pole display.

Retail

Labels & Receipt Paper

Free Shipping* on quantities of 50 cases and above - Mix & Match

Retail



▲ LST-8000

▲ LST-8010

▲ LST-8020

▲ LST-8030

▲ LST-8040

Item #	Description	Ship Weight (case)	List Price	Qty 1-4 Cases	Qty 5-9 Cases	Qty 10-49 Cases	Qty 50-99 Cases	Qty 100+ Cases
				30% Off List	35% Off List	40% Off List	45% Off List	50% Off List
LP-1000/LP-II/CL-5000/CL-5500/CL-7200/Godex Labels								
LST-8000	58 x 30 mm, Non-UPC (1,000 per roll - 12 rolls per case)	9 lbs	\$49 per case	34.30	31.85	29.40	26.95	24.50
LST-8010	58 x 40 mm, UPC (700 per roll - 12 rolls per case)							
LST-8020	58 x 60 mm, UPC/Ingredients (500 per roll - 12 rolls per case)							
LST-8030	58 x 50 mm, Non-UPC/Safe Handling (600 per roll - 12 rolls per case)							
LST-8040	58 x 60 mm, UPC/Safe Handling (500 per roll - 12 rolls per case)							
LST-8000B	58 x 30 mm, Blank (500 per roll - 12 rolls per case) For use with Godex DT2x/4x	10 lbs	\$105 per case	73.50	68.25	63.00	57.75	52.50
LST-8050 (For LP-II Only)	64 mm x 205' Continuous Strip (Blank) 6 rolls per case							
LST-8051 (For CL Only)	58 mm x 100' Continuous Strip (Blank) 12 rolls per case (with 58 mm liner)							
LST-8052 (For CL Only)	58 mm x 100' Continuous Strip (Blank) 12 rolls per case (with 60 mm liner)							
LST-8062	58 x 55 mm, Blank (600 per roll, 12 rolls per case)	9 lbs	\$49 per case	34.30	31.85	29.40	26.95	24.50
S-2000 Jr. Labels								
LST-8060 (For DLP-50 Only)	55 x 25 mm (550 per roll - 12 rolls per case)	5 lbs	\$31 per case	21.70	20.15	18.60	17.05	15.50
LST-8000B	58 x 55 mm, Blank (500/roll, 12 rolls/cs)	9 lbs	\$49 per case	34.30	31.85	29.40	26.95	24.50

*Mix and Match cases to receive Quantity Discount Pricing

* Discounts apply only to single orders that are shipped to one location. Continental US only. CAS reserves the right to choose shipping carrier and method.

Item #	Description	Ship Weight	List Price	Qty 1-4 Cases	Qty 5-9 Cases	Qty 10-49 Cases	Qty 50-99 Cases	Qty 100+ Cases
TS42340	1 3/4 (44mm) x 230ft (48g) Thermal Paper Roll, 50 Rolls/Case	17 lbs	54.00	37.80	35.10	32.40	29.70	27.00
TS28540	2 1/4 x 85ft (48g), Thermal Paper Roll, 50 Rolls/Case	9 lbs	23.00	16.10	14.95	13.80	12.65	11.50
TS22340	2 1/4 x 230ft (48g), Thermal Paper Roll, 50 Rolls/Case	22 lbs	62.00	43.40	40.30	37.20	34.10	31.00
TS32340	3 1/8 x 230ft (48g), Thermal Paper Roll, 50 Rolls/Case	22 lbs	85.00	59.50	55.25	51.00	46.75	42.50

Receipt paper prices do not include freight charges - No mix and match - No free shipping

S-2000 Series



▲ S-2000

Price Computing Scale



Measurement Canada Approved

- 3 Models Available
- VFD Display
- 999 PLU Memory
- Tactile Switch Keyboard
- Stainless Steel Platter
- Approvals: NTEP - 91-141A2
Measurement Canada - AM-5548 (S2000-60LB only)
- Country of Origin: South Korea

Model		S2000	S2000-60LB	S2000KG	S2000		
Capacity & Resolution	lb	0-30 x 0.01 lb	0-30 x 0.01 lbs	0-15 x 0.005 kg	Dimensions W x D x H	Inch	15.3 x 14.3 x 6.4
			30-60 x 0.02 lbs			mm	388 x 364 x 163
	kg					Platter W x D	Inch
						mm	302 x 353

MODELS - S-2000 Series

Item #	Model	Est. Ship Weight	List Price	Dealer Price	% Off List	MAP \$
NTEP Approved Models						
S-2000-30	S-2000 30 lbs	22 lbs	450.00	247.50	45%	349.50
S-2000-60	S-2000 60 lb Dual Range	22 lbs	450.00	247.50	45%	349.50
S-2000-15KG	S-2000 15 kg	22 lbs	450.00	247.50	45%	349.50
Measurement Canada Approved Models						
S2000-30KG	S-2000 30 kg Dual Range	22 lbs	450.00	247.50	45%	349.50

Call your sales representative for additional quantity discounts

OPTIONS

Item #	Description	Ship Weight	List Price	Dealer Price
1002-A00-0300	Fish Platter (shipped with scale*)	23 lbs	85.00	35.00
1002-A00-0300	Fish Platter Only - 14.6"(W) x 10.9"(D)	3 lbs	100.00	50.00
2253-S00-0000	Keyboard Wet Cover	1 lb	15.00	8.00

* Standard platter removed

Retail

S-2000 Jr Series

Price Computing Scale



- Bench Model & VFD Pole: 3 Direct PLU's & 197 Indirect PLU's
- LCD Pole Model: 36 Direct PLU's & 164 Indirect PLU's
- Soft Touch Tactile Switch with Rubber Keypad
- LCD w/Backlight
- Rechargeable Battery (LCD & VFD Models)
- AC Power Cord Included
- Stainless Steel Platter
- Kg/lb/oz Switchable
- Approvals: NTEP - 06-013 (S-2000 Jr Series)
- Country of Origin: China



▲ S-2000 Jr LCD



▲ S-2000 Jr LCD w/Pole Display

Model		S2JR15	S2JR30	S2JR60
Capacity & Resolution	lb	0 - 6 x 0.002 lbs	0 - 15 x 0.005 lbs	0 - 30 x 0.01 lbs
		6 - 15 x 0.005 lbs	15 - 30 x 0.01 lbs	30 - 60 x 0.02 lbs
	oz	0 - 80 x 0.05 oz	0 - 200 x 0.1 oz	0 - 400 x 0.2 oz
		80 - 160 x 0.1 oz	200 - 400 x 0.2 oz	400 - 1000 x 0.5 oz
	kg	0 - 3 x 0.001 kg	0 - 6 x 0.002 kg	0 - 15 x 0.005 kg
		3 - 6 x 0.002 kg	6 - 15 x 0.005 kg	15 - 30 x 0.01 kg

		S2JR Bench	S2JR Pole
Dimensions W x D x H	In	13 x 13.6 x 4.2	13 x 15.2 x 16.2
	mm	330 x 346 x 107	330 x 386 x 413

◀ Optional DLP-50 Label Printer

Overall Size: 4.17(W)x7.2(D)x4.96(H)



MODELS - S-2000 Jr/ER Jr Series

Item #	Model	Est. Ship Weight	List Price	Dealer Price	% Off List	MAP \$
NTEP Approved Models						
S2000JR-15L	S-2000 Jr 15lb w/LCD	16 lbs	299.00	164.45	45%	299.00
S2000JR-30L	S-2000 Jr 30lb w/LCD	16 lbs	299.00	164.45	45%	299.00
S2000JR-60L	S-2000 Jr 60lb w/LCD	16 lbs	299.00	164.45	45%	299.00
S2000JR-15LP	S-2000 Jr 15lb w/LCD Pole Display	18 lbs	339.00	186.45	45%	339.00
S2000JR-30LP	S-2000 Jr 30lb w/LCD Pole Display	18 lbs	339.00	186.45	45%	339.00
S2000JR-60LP	S-2000 Jr 60lb w/LCD Pole Display	18 lbs	339.00	186.45	45%	339.00

Call your sales representative for quantity discounts

OPTIONS

Item #	Description	Ship Weight	List Price	Dealer Price
TS22	Fish Platter (shipped with scale*)	17 lbs/19 lbs	85.00	35.00
TS22	Fish Platter Only - 14.5" (W) x 10.5" (D)	3 lbs	100.00	50.00
TS23	Produce Platter Only - 15" (W) x 10.5" (D)	3 lbs	100.00	50.00
KS21	Full Body Protective Cover	1 lb	20.00	10.00
DLP-50	Label Printer	5 lbs	299.00	199.00
DEP-50	Receipt Printer	5 lbs	299.00	199.00
DT2X	Godex Label Printer		349.00	209.40

* Standard platter removed

ER Jr Series



▲ ER Jr

Price Computing Scale



Measurement Canada Approved

- 30 lbs (0-15 x 0.005 lbs / 15-30 x 0.01 lbs)
- 15 kg (0-6 x 0.002 kg / 6-15 x 0.005 kg)
- LCD Display with Blue Backlight
- 3 Direct PLUs
- Tare: Platter, Keyboard, Programmable
- AC & Battery Operated (Rechargeable Battery Included)
- Kg/lb Switchable
- Country of Origin: China
- Approvals: NTEP - 10-090
Measurement Canada - AM-5684
- Country of Origin: China

Model		ERJR30L
Capacity & Resolution	lb	0-15 x 0.005 lbs
		15-30 x 0.01 lbs
	kg	0-6 x 0.002 kg
		6-15 x 0.005 kg
Overall Size W x D x H	Inch	11.75 x 12.75 x 4.6
	mm	298 x 324 x 117
Platter Size W x D	Inch	11.6 x 8.6
	mm	295 x 218

Retail

MODELS - ER Jr

Item #	Model	Est. Ship Weight	List Price	Dealer Price	% Off List	MAP \$
NTEP Approved Models						
ERJR-30L	ER Jr Standard Model 30 lb capacity	10 lbs	245.00	134.75	45%	245.00
Measurement Canada Approved Models						
ERJR15(KG)CA	ER Jr Standard Model 15 kg capacity - Canada	10 lbs	245.00	134.75	45%	245.00

Call your sales representative for quantity discounts

EB Series

Price Computing Bench Scale



- 3 Capacities / Dual Range
- LCD Display with Blue Backlight
- 24 Direct / 176 Indirect PLUs
- Stainless Steel Platter
- Tilt Keyboard & Display
- AC or Batt. Operated (Rechargeable Batt Incl.)
- Lb/kg Switchable
- RS-232C Interface - Connect with PC or Printer
- Approvals: NTEP - 09-095
- Country of Origin: China - Tariff applied if applicable



Retail

Model		EB-60	EB-150	EB-300	Model		EB-60	EB-150	EB-300
Capacity & Resolution	lb	0-30 x 0.01 lb	0-60 x 0.02 lb	0-150 x 0.05 lb	Overall Size W x D x H	Inch	11 x 14.75 x 23.5	16.3 x 28.3 x 32.1	
		30-60 x 0.02 lb	60-150 x 0.05 lb	150-300 x 0.1 lb		mm	279 x 375 x 597	414 x 719 x 815	
	kg	0-15 x 0.005 kg	0-30 x 0.01 kg	0-60 x 0.02 kg	Platter Size W x D	Inch	11 x 11	15.7 x 20.5	
		15-30 x 0.01 kg	30-60 x 0.02 kg	60-150 x 0.05 kg		mm	279 x 279	399 x 521	

MODELS - EB Series

Item #	Model	Est. Ship Weight	List Price	Dealer Price	% Off List	17% Tariff Surcharge	MAP \$
NTEP Approved Models							
EB-60	EB 60 - 60 lb Price Computing Bench Scale	33 lbs	575.00	316.25	45%	53.77	575.00
EB-150	EB 150 - 150 lb Price Computing Bench Scale	46 lbs	615.00	338.25	45%	57.51	615.00
EB-300	EB 300 - 300 lb Price Computing Bench Scale		615.00	338.25	45%	57.51	615.00

Call your sales representative for quantity discounts

OPTIONS

Item #	Description	Ship Weight	List Price	Dealer Price
HEB2	Keyboard Wet Cover	1 lb	15.00	8.00
HEB3	Wall Mount	2 lbs	55.00	30.00
DLP-50	Label Printer	5 lbs	299.00	199.00
DEP-50	Receipt Printer	5 lbs	299.00	199.00
TMU295	Epson TM-U295 Slip Printer	9 lbs	599.00	390.00

Optional printers available for the EB Series Price Computing Scale		
DLP-50 Label Printer	DEP-50 Receipt Printer	Epson TM-U295 Slip Printer
4.17(W)x7.2(D)x4.96(H)	4.17(W)x7.2(D)x4.96(H)	7.1(W)x7.5(D)x4.0(H)

AP-1 Series

Price Computing Scale



Measurement Canada Approved

- VFD Pole Display
- 28 Preset Price Keys
- Stainless Steel Platter
- Approvals: NTEP - 91-007A1
Measurement Canada - AM-5547 (AP1-60 Only)
- Country of Origin: South Korea



▲ AP-1

Retail

Model		AP1	AP1-30	AP1-60	AP1-15EX
Capacity & Resolution	lb	0-15 x 0.005 lb	0-30 x 0.01 lbs	0-30 x 0.01 lbs 30-60 x 0.02 lbs	
	kg				0-15 x 0.005 kg
Overall Size W x D x H	Inch	3.8 x 16.5 x 20			
	mm	350 x 420 x 507			
Platter Size W x D	Inch	13.6 x 8.6			
	mm	345 x 225			
Produce Platter Size - W x D	Inch	17.3 x 10.8			
	mm	440 x 275			

MODELS - AP-1 Series

Item #	Model	Est. Ship Weight	List Price	Dealer Price	% Off List	MAP \$
NTEP Approved Models						
AP-1-15	AP-1 Price Computing Scale, 15 lb capacity	17 lbs	375.00	206.25	45%	375.00
AP-1-30	AP-1 Price Computing Scale, 30 lb capacity	17 lbs	375.00	206.25	45%	375.00
AP-1-60	AP-1 Price Computing Scale, 60 lb capacity	17 lbs	375.00	206.25	45%	375.00
Measurement Canada Approved Models						
AP-1-60-CA	AP-1 Price Computing Scale, 30 kg capacity	17 lbs	375.00	206.25	45%	375.00

Call your sales representative for quantity discounts

OPTIONS

Item #	Description	Ship Weight	List Price	Dealer Prices
1002-A00-0050-W5	Produce Platter (shipped with scale*)	19 lbs	85.00	35.00
1002-A00-0050	Produce Platter Only	3 lbs	100.00	50.00
2253-EX0-0000	Keyboard Wet Cover	1 lb	15.00	5.00

* Standard platter removed

SW-1/SW-1Z Series

Portion Control Scale



& Measurement Canada Approved



▲ SW/SW-Z



▲ SW-1Z: Fraction Mode



▲ SW-1Z: Decimal Mode

- 5 - 50 lb Capacities
- 1-Inch LCD
- Battery Operated, Uses (6) "D" Size Batteries
- AC Adapter Included
- Stainless Steel Platter
- Kg/lb/oz/g Modes
- SW-1Z Adds Fractional-oz and Decimal-oz Modes
- Water Resistant, SW-1W Protected to IP 66 Standards
- Full Body Protective Cover Included
- Approvals: NTEP - #99-002
Measurement Canada - #AM-5297
- Country of Origin: China

Model	SW 5 lb	SW 10 lb	SW 20 lb	SW 50 lb	
Capacity & Resolution	lb	5 x 0.002 lb	10 x 0.005 lb	20 x 0.01 lb	50 x 0.02 lb
	oz	80 x 0.05 oz	160 x 0.1 oz	400 x 0.2 oz	800 x 0.5oz
	kg	2 x 0.001 kg	5 x 0.002 kg	10 x 0.005 kg	20 x 0.01 kg
	g	2000 x 1 g	5000 x 2 g	10,000 x 5 g	20,000 x 10 g
Overall Size W x D x H	Inch	10.2 x 11.3 x 5.4			
	mm	260 x 287 x 137			
Platter Size W x D	Inch	9.1 x 7.5			
	mm	230 x 190			

MODELS - SW-1 Series

Item #	Model	Est. Ship Weight	List Price	Dealer Price	% Off List	MAP \$
NTEP Approved Models						
SW-5	SW-1 Portion Control Scale, 5 lb capacity	10 lbs	189.00	113.40	40%	189.00
SW-10	SW-1 Portion Control Scale, 10 lb capacity		189.00	113.40	40%	189.00
SW-20	SW-1 Portion Control Scale, 20 lb capacity		189.00	113.40	40%	189.00
SW-50	SW-1 Portion Control Scale, 50 lb capacity		189.00	113.40	40%	189.00
SW-5D	SW-1D with Customer Side Display, 5 lb capacity	10 lbs	209.00	125.40	40%	209.00
SW-10D	SW-1D with Customer Side Display, 10 lb capacity		209.00	125.40	40%	209.00
SW-20D	SW-1D with Customer Side Display, 20 lb capacity		209.00	125.40	40%	209.00
SW-50D	SW-1D with Customer Side Display, 50 lb capacity		209.00	125.40	40%	209.00
Non-Approved Models						
SW-5Z	SW-1Z with Decimal & Fraction Modes, 5 lb capacity	10 lbs	189.00	113.40	40%	189.00
SW-10Z	SW-1Z with Decimal & Fraction Modes, 10 lb capacity		189.00	113.40	40%	189.00
SW-20Z	SW-1Z with Decimal & Fraction Modes, 20 lb capacity		189.00	113.40	40%	189.00
SW-50Z	SW-1Z with Decimal & Fraction Modes, 50 lb capacity		189.00	113.40	40%	189.00
Measurement Canada Approved Models						
SW-1S-2KG-CA	SW-1 Portion Control Scale, 2 kg capacity	10 lbs	189.00	113.40	40%	189.00
SW-1S-5KG-CA	SW-1 Portion Control Scale, 5 kg capacity		189.00	113.40	40%	189.00
SW-1S-10KG-CA	SW-1 Portion Control Scale, 10 kg capacity		189.00	113.40	40%	189.00
SW-1S-20KG-CA	SW-1 Portion Control Scale, 20 kg capacity		189.00	113.40	40%	189.00

Call your sales representative for quantity discounts

OPTIONS

Item #	Description	Ship Weight	List Price	Dealer Price
CS11	Full Body Protective Cover (SW/SW-Z Only)	1 lb	18.00	10.00
TS15	Large Platter 14(W)x12(D)x2(H)(SW-1/1Z only)	3 lbs	85.00	35.00

SW-1W Series



Portion Control Scale



& Measurement Canada **Approved**

- 10 - 50 lb Capacities
- 1-Inch LCD
- Battery Operated, Uses (6) "D" Size Batteries
- AC Adapter Included
- Stainless Steel Platter
- Operator and Customer Side Displays
- Kg/lb/oz/g Modes
- Water Resistant, SW-1W Protected to IP 66 Standards
- Approvals: NTEP - #09-075
Measurement Canada - #AM-5695
- Country of Origin: China

SW-1W ▶
Washdown Portion Control Scale

Model		SW 10 lb	SW 20 lb	SW 50 lb
Capacity & Resolution	lb	0-4 x 0.002 lbs 4-10 x 0.005 lbs	0-10 x 0.005 lbs 10-20 x 0.01 lbs	0-25 x 0.01 lbs 25-50 x 0.02 lbs
	oz	0-80 x 0.1 oz 80-160 x 0.1 oz	0-200 x 0.1 oz 200-400 x 0.2 oz	0-400 x 0.2 oz 400-800 x 0.5 oz
	kg	0-2.5 x 0.001 kg 2.5-5 x 0.002 kg	0-5 x 0.002 kg 5-10 x 0.005 kg	0-10 x 0.005 kg 10-20 x 0.01 kg
	g	0-2,500 x 1 g 2,500-5,000 x 2 g	0-5,000 x 2 g 5,000-10,000 x 5 g	0-10,000 x 5 g 10,000-20,000 x 10 g
Overall Size W x D x H	Inch	11 x 12.5 x 5		
	mm	279 x 318 x 127		
Platter Size W x D	Inch	9.75 x 7.75		
	mm	248 x 197		

Retail

MODELS - SW-1W Series

Item #	Model	Est. Ship Weight	List Price	Dealer Price	% Off List	MAP \$
NTEP Approved Models						
SW-1W10DD	SW-1W Washdown Portion Control Scale, 10 lb capacity	10 lbs	259.00	155.40	40%	259.00
SW-1W20DD	SW-1W Washdown Portion Control Scale, 20 lb capacity	10 lbs	259.00	155.40	40%	259.00
SW-1W50DD	SW-1W Washdown Portion Control Scale, 50 lb capacity	10 lbs	259.00	155.40	40%	259.00
Measurement Canada Approved Models						
SW-1W10DD	SW-1W Washdown Portion Control Scale, 5 kg capacity	10 lbs	259.00	155.40	40%	259.00
SW-1W20DD	SW-1W Washdown Portion Control Scale, 10 kg capacity	10 lbs	259.00	155.40	40%	259.00
SW-1W50DD	SW-1W Washdown Portion Control Scale, 20 kg capacity	10 lbs	259.00	155.40	40%	259.00

Call your sales representative for quantity discounts

PW-II Series



▲ PW-II

Portion Control Scale

- 5 x 0.002 lb, 10 x 0.005 lb, & 20 x 0.01 lb Capacities
- Battery or AC Operated
- Lb/oz/kg/g Switchable
- Stainless Steel
- Country of Origin: China

Retail

Model		PW2-5LB	PW2-10LB	PW2-20LB
Capacity & Resolution	lb	5 x 0.002 lb	10 x 0.005 lb	20 x 0.01 lb
	oz	80 x 0.05 oz	160 x 0.1 oz	400 x 0.2 oz
Overall Size W x D x H	Inch	9.4 x 8.9 x 2.6		
	mm	238.8 x 226 x 66		
Platter Size W x D	Inch	8.74 x 5.9		
	mm	222 x 149.9		

MODELS - PW-II Series

Item #	Model	Est. Ship Weight	List Price	Dealer Price	% Off List	MAP \$
PW2-5LB	PWII-5 (5 x 0.002 lb)	6 lbs	169.00	101.40	40%	169.00
PW2-10LB	PWII-10 (10 x 0.005 lb)		169.00	101.40	40%	169.00
PW2-20LB	PWII-20 (20 x 0.01 lb)		169.00	101.40	40%	169.00

Call your sales representative for quantity discounts

PD-II Series

POS Interface Scale



- Low Profile
- Weighs in **Pounds** or **Ounces**
- RS-232C Universal Interface
- Stainless Steel Platter
- Two Standard Built-in Tilt Displays
- Single or Dual Range
- OPOS Drivers Available
- Compatible with UPS Worldship
- Approvals: NTEP - 92-174A4
- Country of Origin: China
- Tariff applied where applicable



▲ PD-II



PDR2 ▶

Model		PD-2Z 15 lb	PD-2Z 30 lb	PD-2Z 30 lb (Single Range)	PD-2Z 60lb	PD-2Z 150 lb
Capacity & Resolution	lb	0-6 x 0.002 lb	0-15 x 0.005 lb	0-30 x 0.01 lb	0-30 x 0.01 lb	0-60 x 0.02 lb
		6-15 x 0.005 lb	15-30 x 0.01 lb		30-60 x 0.02 lb	60-150 x 0.05 lb
	oz	0-150 x 0.05 oz	0-300 x 0.1 oz	0-600 x 0.2 oz	0-400 x 0.2 oz	0-1,000 x 0.5 oz
		150-300 x 0.1 oz	300-600 x 0.2 oz		400-1,000 x 0.5 oz	1,000-2,000 x 1 oz
Overall Size W x D x H	In	15 x 11 x 3.1				
	mm	381 x 279.4 x 78.7				
Platter Size W x D	In	15 x 11				
	mm	381 x 279.4				

MODELS - PD-II Series

Item #	Model	Est. Ship Weight	List Price	Dealer Price	% Off List	17% Tariff Surcharge	MAP \$
NTEP Approved Models							
PD-2Z15	PD-II 15 lb Dual Range	20 lbs	499.00	299.40	40%	N/A	499.00
PD-2Z30	PD-II 30 lb Dual Range	20 lbs	499.00	299.40	40%	N/A	499.00
PD-2ZS30	PD-II 30 lb Single Range	20 lbs	499.00	299.40	40%	N/A	499.00
PD-2Z60	PD-II 60 lb Dual Range	20 lbs	499.00	299.40	40%	N/A	499.00
PD-2Z150	PD-II 150 lb Dual Range	20 lbs	549.00	329.50	40%	58.65	549.00

Call your sales representative for quantity discounts

Interface cables sold separately

OPTIONS

Item #	Description	Ship Weight	List Price	Dealer Price
PDR2	Remote Display - 5.3" (H)	4 lbs	150.00	75.00
See Chart - Pg 28	Interface Cables*	2 lbs	35.00	15.00

* Interface to most cash register and POS systems:
Casio, CRS, NCR, Samsung, Sharp, TEC, Uniwell

Retail

SW-RS Series



▲ SW-1RS

POS Interface Scale



- POS Interface Scale, connects with many ECR's and POS Systems*
- Compact Design, use where space is limited
- AC or Battery Operated (6 "D" size batteries)
- Customer Rear Display Included
- Lb/oz/kg/g Switchable
- Soft Touch Tactile Keyboard
- Stainless Steel Platter
- Approvals: NTEP - 99-002|
Measurement Canada - AM-5695
- * Grams mode does not apply to ECR's and POS Systems
- Country of Origin: China

Model		SW-1RS 10 lb	SW-1RS 20 lb
Capacity & Resolution	lb	10 x 0.005 lb	20 x 0.01 lb
	oz	160 x 0.1 oz	400 x 0.2 oz
	kg	5 x 0.002 kg	10 x 0.005 kg
	g*	5000 x 2 g	10,000 x 5 g
Overall Size W x D x H	Inch	10.2 x 11.3 x 5.4	
	mm	259 x 287	
Platter Size W x D	Inch	9.1 x 7.5	
	mm	231.1 x 190.5	

MODELS - SW-RS Series

Item #	Model	Est. Ship Weight	List Price	Dealer Price	% Off List	MAP \$
NTEP Approved Models						
SW-10RS	SW-RS 10 lb Capacity	10 lbs	379.00	227.40	40%	379.00
SW-20RS	SW-RS 20 lb Capacity	10 lbs	379.00	227.40	40%	379.00
* Grams mode does not apply to ECR's and POS Systems						
Measurement Canada Approved Models						
SW-1S-5KG-RS-CA	SW-RS 5 kg Capacity	10 lbs	379.00	227.40	40%	379.00
SW-1S-10KG-RS-CA	SW-RS 10 kg Capacity	10 lbs	379.00	227.40	40%	379.00

Call your sales representative for quantity discounts

OPTIONS

Item #	Description	Ship Weight	List Price	Dealer Price
CS11	Full Body Protective Cover	1 lb	18.00	10.00
TS15	Large Platter	3 lbs	85.00	35.00
WS13	Serial Cable	2 lbs	30.00	15.00

Interface Cables

POS SYSTEM	CABLE NAME	ITEM #	TYPE	MOST COMMON MODELS
CASIO	Casio I/F Cable, 4 bit parallel	7880-PD0-4120	2	CE-4700,TK-2700 & all older models
	Casio I/F Cable, RS-232	7880-PD0-4128	4	SA-3000, SC6000 (Datasymp),TE 3000, 4000, 7500, 8500, 6000, TK7000
		7880-PD0-4128	8	TK7500
COMTREX	COMTREX I/F CABLE,4 BIT PARALLEL	7880-PD0-4143	2	All Comtrex registers with scale I/F
CRS	CRS I/F CABLE, RS-232	7880-PD0-4141	4	CRS-3000
DATASYM	IBM/PC 9 PIN I/F CABLE, RS-232	7880-PD0-4128	4	D-2000 & all models
ESPER	ESPER I/F CABLE,4 BIT PARALLEL	7880-PD0-4123	2	All older models with scale I/F
	ESPER I/F CABLE, RS-232	7880-PD0-4122	4	7810 & 9700
IBM/PC 25 PIN	IBM/PC 25 PIN I/F CABLE, RS-232	7888-PD0-4129	4,5	IBM PC'S
IBM/PC 9 PIN	IBM/PC 9 PIN I/F CABLE, RS-232	7880-PD0-4128	0,1,4,5	IBM PC'S, TEC 1535,1595 (TYPE 0-1)
JCM	SUPER CHARGER I/F CABLE, 4 BIT PARALLEL	7880-PD0-4144	2	G-4800 & G3800
NCC		7880-PD0-4128		
NCR	NCR I/F CABLE. RS-232	7880-PD0-4125	4	2170,7452,7453,7445,Falcon & all registers with serial I/F
OMRON	OMRON I/F CABLE,40 BIT SERIAL	7880-PD0-4126		N/A
	OMRON I/F CABLE, RS 232	7880-PD0-4127	4	RS-4841,4810,4510,4341,4310,4510,4540 & Vantage 7000
PANASONIC	PANASONIC I/F CABLE, RS-232	7880-PD0-4142	4	All Panasonic registers with serial scale I/F
SAMSUNG	SAMSUNG 9 PIN MALE I/F CABLE, RS-232	7880-PD0-4130	4,6	ER-550,650,6500, 6540,7000,5240,7040, Olympia 4100 (4,6,8), ER-5100 & ER-5140, ER-5200
	SAMSUNG 9 PIN FEMALE I/F CABLE, RS-232	7880-PD0-4146	4,6	SPS-500 Series, SPS-2000
	SAMSUNG 6 PIN I/F CABLE, RS-232	7880-PD0-4140	4,6	
SANYO	SANYO 9 PIN I/F CABLE, 4 BIT PARALLEL	7880-PD0-4131	2	ECR-630,635,640,645 & older registers with scale I/F
	SANYO 25 PIN I/F CABLE, RS-232	7880-PD0-4132	2	ECR-425 & all new models with serial scale I/F
	SANYO 25 PIN I/F CABLE, 4 BIT PARALLEL	7880-PD0-4145	2	ECR-695
SHARP	SHARP I/F CABLE, 4 BIT PARALLEL	7880-PD0-4133	2	ER-3550S & older registers with scale I/F
	SHARP I/F CABLE, RS-232	7880-PD0-4134	2	ER-A880,850,750,650,610,570,550S,470,460,430,600,700 ER-A450T
SUP.CHARGER	SUPER CHARGER I/F CABLE, 4 BIT PARALLEL	7880-PD0-4144	2	Scale I/F board that can be used with many brands
SWINTEC	SWINTEC 25 PIN I/F CABLE & RS-232	7880-PD0-4136	4	2250
	SWINTEC 9 PIN I/F CABLE & RS-232	7880-PD0-4135	4	2250
TEC	TEC I/F CABLE & 4 BIT PARALLEL	7880-PD0-4137	0,1	MA-1650,FS-1650 & all older registers with scale I/F
	TEC I/F CABLE & RS-232	7880-PD0-4138	0,1	ST-4500 & ST-5500 POS System
UNIWELL	UNIWELL I/F CABLE & RS-232	7880-PD0-4139	2,4	UX-7500,7000,6000,4303,4001,750,M720,75,70 & 60

POS Products

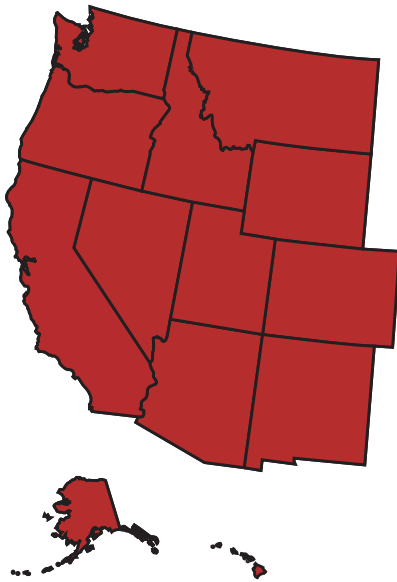
POS Products - available in Tustin, CA Warehouse Only

Offering a full line of POS products from POS terminals, ECR's, Authorized to sell in AK, AZ, CA, CO, HI, ID, MT, NM, NV, OR, UT, WA, & WY

- POS Terminals
- ECR's
- POS Printers
- Cash Drawers
- Scanners



For POS product information & catalogs, contact Fred Carrillo at 619-252-2912/
fcarrillo@cas-usa.com, or call 800.223.422



Authorized to sell in AK, AZ, CA, CO, HI, ID, MT, NM, NV, OR, UT, WA, & WY

XE Series

High Accuracy Bench Scale

- 300, 600, & 3,000 gram Capacities
- Application Modes
- Weighing, Counting, Percentage, & Density
- Touchless Key Functions - Zero, Tare, and Print with simple hand gestures
- AC Adapter Included
- Ni-MH Rechargeable Battery
- Convertible Unit Weight - g, ct, lb, oz, GN, ozt, dwt
- LCD Display with Orange Backlight
- Draft Shield Included for All Models
- Multiple interface connections for printers, remote displays, and the included IM Works software
- Load Cell Lock for Protection During Transportation
- Country of Origin: China



▲ XE-300H/600H Series



▲ XE-3000H Series

Model		XE-300H	XE-600H	XE-3000H
Capacity & Resolution		300 x 0.005 g	600 x 0.01 g	3,000 x 0.05 g
Dimensions W x D x H	In	10.7" x 6.3" x 3.15"		
	mm	272 mm x 160 mm x 80 mm		
Platform Size	In	XE-300H/600H: Ø 5.04 XE-3000H: 11.9" x 13.9"		
	mm	XE-300H/600H: Ø 128 mm XE-3000H: 302 mm x 353 mm		

MODELS - XE Series

Item #	Model	Est. Ship Weight	List Price	Dealer Price	% Off List	MAP \$
XE-300	XE Series Balance 300 gram capacity		325.00	195.00	40%	325.00
XE-600	XE Series Balance 600 gram capacity		325.00	195.00	40%	325.00
XE-3000	XE Series Balance 3,000 gram capacity		325.00	195.00	40%	325.00

OPTIONS

Item #	Description	Ship Weight	List Price	Dealer Price
DT2X	Godex 2" Label Printer	5 lbs	345.00	207.00

BW Series

Bench/Platform Scale



& Measurement Canada Approved

- 1 Inch LCD Display with Backlight
- Uses 6 "C" Size Batteries
- AC Adapter Included
- Environmentally Sealed to IP65 Standards
- Standard RS-232
- Kg/lb Switchable
- Approvals: NTEP - 98-085
Measurement Canada - AM-5254
- Country of Origin: China - Tariff applied if applicable





Model		BW-60	BW-150
Capacity & Resolution	lb	150 x 0.05 lbs	300 x 0.1 lbs
	kg	60 x 0.02 kg	150 x 0.05 kg
Dimensions W x D x H	In	16.7 x 26.2 x 29.7	
	mm	424 x 665 x 754	
Platform Size W x D	In	15.6 x 20.6	
	mm	399 x 526	

MODELS - BW Series

Item #	Model	Est. Ship Weight	List Price	Dealer Price	% Off List	17% Tariff Surcharge	MAP \$
NTEP Approved Models							
BW-60DB	BW-60 (150 x 0.05 lbs)		615.00	369.00	40%	62.73	615.00
BW-150DB	BW-150 (300 x 0.1 lbs)		615.00	369.00	40%	62.73	615.00
BW-BASE	300 lb Platform Scale Base Only		425.00	255.00	40%	43.35	425.00
Measurement Canada Approved Models							
BW-60DB-CA	BW-60 (150 x 0.05 lbs)		615.00	369.00	40%	62.73	615.00
BW-150DB-CA	BW-150 (300 x 0.1 lbs)		615.00	369.00	40%	62.73	615.00

OPTIONS

Item #	Description	Ship Weight	List Price	Dealer Prices
HB1D	Plastic Cover for Indicator (Head)	2 lbs	35.00	15.00
1034-A00-1000	Wall Mount Bracket for Remote Indicator (Head)	4 lbs	45.00	25.00
DEP-50	Receipt Printer	5 lbs	299.00	199.00
TMU295	Epson TM-U295 Slip Printer	9 lbs	599.00	390.00

Optional printers available for the BW Series	
	
DEP-50 Receipt Printer	Epson TM-U295 Slip Printer
4.17(W)x7.2(D)x4.96(H)	7.1(W)x7.5(D)x4.0(H)




▲ BW Base Only

DL Series

Bench/Platform Scale



- Uses 6 "C" Size Batteries
- AC Adapter Included
- RS232C Interface
- LCD Display
- Kg/lb Switchable
- Approvals: NTEP - 08-016
- Country of Origin: China - Tariff applied if applicable



DL-150/300 ▶



Model		DL-150	DL-300
Capacity & Resolution	lb	150 x 0.05 lbs	300 x 0.1 lbs
	kg	60 x 0.02 kg	150 x 0.05 kg
Dimensions W x D x H	In	16.2 x 25.8 x 31	
	mm	411 x 655 x 787	
Platform Size W x D	In	15.6 x 20.6	
	mm	401 x 523	

MODELS - DL Series

Item #	Model	Est. Ship Weight	List Price	Dealer Price	% Off List	17% Tariff Surcharge	MAP \$
NTEP Approved Models							
DL-150	DL-150 Bench/Platform Scale, 150 lb capacity	46 lbs	395.00	237.00	40%	40.29	395.00
DL-300	DL-300 Bench/Platform Scale, 300 lb capacity	46 lbs	395.00	237.00	40%	40.29	395.00
DL-BASE	300 lb Platform Scale Base Only		295.00	177.00	40%	30.09	295.00

OPTIONS

Item #	Description	Ship Weight	List Price	Dealer Price
DEP-50	Receipt Printer	5 lbs	299.00	199.00
TMU295	Epson TM-U295 Slip Printer	9 lbs	599.00	390.00

Optional printers available for the DL Series	
	
DEP-50 Receipt Printer	Epson TM-U295 Slip Printer
4.17(W)x7.2(D)x4.96(H)	7.1(W)x7.5(D)x4.0(H)



▲ DL Base Only

Industrial

ED Series



▲ ED Series

Bench Scale



- 6 - 60 lb Capacities
- Dual Range
- Lbs/oz/kg/grams Switchable
- Simple and Easy Operation
- 9 Function Keys
- Counting (Not legal for trade) & Percentage Mode
- Blue Backlight LCD
- Optional Printer
- RS-232C Interface
- Approvals: NTEP - 09-072
- Country of Origin: China

Model	ED-6	ED-15	ED-30	ED-60
Capacity	0-3 x 0.001 lbs	0-6 x 0.002 lbs	0-15 x 0.005 lbs	0-30 x 0.01 lbs
& Resolution	3-6 x 0.002 lbs	6-15 x 0.005 lbs	15-30 x 0.01 lbs	30-60 x 0.02 lbs




Dimensions W x D x H	Inch	13 x 13.6 x 4.2	Platform Size W x D	Inch	12 x 8.7
	mm	330 x 346 x 107		mm	306 x 222

MODELS - ED Series

Item #	Model	Est. Ship Weight	List Price	Dealer Price	% Off List	MAP \$
NTEP Approved Models						
ED-6LB	ED-6 Multifunction Bench Scale, 6 lb capacity	13 lbs	260.00	156.00	40%	260.00
ED-15LB	ED-15 Multifunction Bench Scale, 15 lb capacity	13 lbs	260.00	156.00	40%	260.00
ED-30LB	ED-30 Multifunction Bench Scale, 30 lb capacity	13 lbs	260.00	156.00	40%	260.00
ED-60LB	ED-60 Multifunction Bench Scale, 60 lb capacity	13 lbs	260.00	156.00	40%	260.00

OPTIONS

Item #	Description	Ship Weight	List Price	Dealer Price
KS21	Full Body Protective Cover	1 lb	20.00	15.00
DLP-50	Label Printer	5 lbs	299.00	199.00
DEP-50	Receipt Printer	5 lbs	299.00	199.00
TMU295	Epson TM-U295 Slip Printer	9 lbs	599.00	390.00

Optional printers available for the ED Series Bench Scale		
		
DLP-50 Label Printer	DEP-50 Receipt Printer	Epson TM-U295 Slip Printer
4.17(W)x7.2(D)x4.96(H)	4.17(W)x7.2(D)x4.96(H)	7.1(W)x7.5(D)x4.0(H)

Industrial

PB Series

Portable Bench Scale



- 150, 300 & 500 lb Capacities
- Lb/kg Switchable
- Easy to Carry Portable Scale with Detachable LCD Display with Backlight
- Rechargeable Battery (included) or 4 "C" Dry Cell Battery Operated
- AC Adapter Included
- Auto Power Off
- Optional DEP-50 Receipt Printer
- Approvals: NTEP - 11-056
- Country of Origin: China - Tariff applied if applicable



PB Series ▶

Model		PB-150	PB-300	PB-500
Capacity & Resolution	lb	0-60 x 0.02 lbs	0-150 x 0.05 lbs	0-250 x 0.1 lbs
		60-150 x 0.05 lbs	150-300 x 0.1 lbs	250-500 x 0.2 lbs
	kg	0 - 30 x 0.01 kg	0 - 60 x 0.02 kg	0 - 100 x 0.05 kg
		30 - 60 x 0.02 kg	60 -150 x 0.05 kg	100 - 200 x 0.1 kg



Dimensions W x D x H	Inch	14 x 24 x 2.6	Platform Size W x D	Inch	14 x 17.4
	mm	355 x 611 x 65	mm	356 x 442	

MODELS - PB Series

Item #	Model	Est. Ship Weight	List Price	Dealer Price	% Off List	17% Tariff Surcharge	MAP \$
NTEP Approved Models							
PB-150	PB Series Portable Bench Scale, 150 lb capacity	16 lbs	395.00	237.00	40%	40.29	395.00
PB-300	PB Series Portable Bench Scale, 300 lb capacity	16 lbs	395.00	237.00	40%	40.29	395.00
PB-500	PB Series Portable Bench Scale, 500 lb capacity	16 lbs	395.00	237.00	40%	40.29	395.00

OPTIONS

Item #	Description	Ship Weight	List Price	Dealer Price
HPB1	Wall Mount	2 lbs	55.00	30.00
DEP-50	Receipt Printer	5 lbs	299.00	199.00
TMU295	Epson TM-U295 Slip Printer	9 lbs	599.00	390.00

Optional printers available for the PB Series Bench Scale	
	
DEP-50 Receipt Printer	Epson TM-U295 Slip Printer
4.17(W)x7.2(D)x4.96(H)	7.1(W)x7.5(D)x4.0(H)



▲ PB Series: Detachable LCD Display

Industrial

GW Series

Parcel/Shipping Scale

- 30, 70, & 150 lb Capacities
- Heavy Duty Cast Aluminum Base with Stainless Steel Platter
- Perfect as a General Industrial or Parcel/Shipping Scale
- Full Featured AC/DC Powered Indicator - capabilities include weight, count, percent, hold, data compare (check weighing), time and date, and accumulation.
- Easy to Read LCD Display with Blue Backlight
- USB and RS232 Interface
- Multiple Selectable Communication Protocols - DHL, FedEx, UPS, POS
- Two year warranty
- Approvals: NTEP - 16-104
Measurement Canada - AM-6045
- Country of Origin: China - Tariff applied if applicable



Model		GW-30	GW-70	GW-150	
Capacity & Resolution	lb	30 x 0.012 lbs	70 x 0.02 lbs	150 x 0.05 lbs	
	kg	15 x 0.005 kg	30 x 0.01 kg	60 x 0.02 kg	
Dimensions W x D x H	Inch	16.3 x 13.9 x 3.1	Platform Size W x D	Inch	11.9 x 13.9
	mm	414 x 353 x 78		mm	302 x 353

What's Included:

- Scale Platform & Indicator
- Power Adapter
- Operator & Service Manual











MODELS - GW Series




Item #	Model	Est. Ship Weight	List Price	Dealer Price	% Off List	17% Tariff Surcharge	MAP \$
NTEP & Measurement Canada Approved Models							
GW-30	GW Series Parcel Scale - 30 lb/15 kg capacity Resolution: 0.01 lb/0.005 kg	15 lbs 20 x 16 x 6	395.00	217.25	45%	N/A	395.00
GW-70	GW Series Parcel Scale - 70 lb/30 kg capacity Resolution: 0.02 lb/0.01 kg		395.00	217.25	45%	36.94	395.00
GW-150	GW Series Parcel Scale - 150 lb/60 kg capacity Resolution: 0.05 lb/0.02 kg		395.00	217.25	45%	36.94	395.00

OPTIONS

Item #	Description	Ship Weight	List Price	Dealer Price
EH1-E1-05	RS232 Cable - Length: 1.5m/4.9 ft	1 lb	21.00	15.00
EH1-E1-06	USB Cable - Length: 1m/3.2 ft	1 lb	21.00	15.00

Industrial

					
Model		Option	Option	Enduro DXL	Enduro HC
Integral Configuration		Yes	Yes	Option	Option
Indicators	X320 	• IP69K Rated		Option	Option
	CI-200SC 		• - IP67 Rated	Option	Option
	CI-200A CI-201A 				
	CI-2001AS 		• - IP65/NEMA 4X Rated	Option	Option
	CI-2001BS 		• - IP65/NEMA 4X Rated	Option	Option
	CI-2001A/B 				
Platform Size	10" x 10" x 2"	•	•	•	
	12" x 12" x 3"	•	•	•	
	15" x 15" x 3"	•	•	•	
	18" x 18" x 5.25"				•
	18" x 24" x 5.25"				•
	24" x 24" x 5.25"				•
Capacities	2 lb	Option - Non NTEP	Option - Non NTEP	Option - Non NTEP	
	5 lb	•	•	•	
	10 lb	•	•	•	
	25 lb	•	•	•	
	50 lb	•	•	•	
	100 lb	•	•	•	•
	200 lb	•	•	•	
	250 lb				•
	500 lb				•
	1,000 lb				•
Platform Construction	Mild Steel				•
	Stainless Steel	•	•	•	•
Platform Spider Design		Quad Spring	Quad Spring	Quad Spring	Welded Steel Tube
Load Cell	Aluminum	IP66	IP66	IP66	IP66
	Stainless Steel	Option - IP66	Option - IP66	Option - IP66	Option - IP66/IP69K*
NTEP		•	•	•	•
Measurement Canada		•	•	•	•
Aluminum Load Cell		1:5,000	1:5,000	1:5,000	1:5,000
SS Load Cell		1:5,000	1:5,000	1:5,000	1:5,000
12" Column: Stainless Steel	EX-200SC-12	•	•	Option	Option - S/S Platforms
	GP-2001AS-12		Option	Option	Option - S/S Platforms
18" Column: Stainless Steel	EX-200SC-18	Option	Option	Option	Option - S/S Platforms
	GP-2001AS-18	Option	Option	Option	Option - S/S Platforms
Warranty		2 yr	2 yr	2 yr	2 yr

						
Model		Transit	GW Series	BW Base	DL Base	
Integral Configuration		Portability Kit	Stationary	Option	Option	
Indicators	X320 See pg 59		Option	NA	Option	Option
	CI-200SC		Option	NA	Option	Option
	CI-200A CI-201A		Option	NA	Option	Option
	CI-2001AS		Option	NA	Option	Option
	CI-2001BS		Option	NA	Option	Option
	EC-2		Option	NA	Option	Option
Platform Size		24 x 18 / 30 x 24	11.9 x 13.9	15.6 x 20.6	15.6 x 20.6	
Platform Construction	30 lb		•			
	70 lb		•			
	150 lb		•			
	300 lb			•	•	
	500 lb	•				
	1,000 lb	•				
	1,500 lb	•				
Platform Construction	Mild Steel	•	•	•	•	
	Stainless Steel	•				
Load Cell	Aluminum	IP66				
	Stainless Steel	Option - SS Complete Hermetic Seal				
NTEP		•	•	•	•	
Measurement Canada			•			
Aluminum Load Cell			•	•	•	
SS Load Cell		Option - SS Complete Hermetic Seal	NA	NA	NA	
48" Tall Column with Indicator Top Plate		Included	NA	NA	NA	
Warranty		2 yr	2 yr	2 yr	2 yr	

Enduro DXL Series



▲ Enduro DXL Series

Scale Base



& Measurement Canada Approved

- For use in meat, poultry, and seafood to tough industrial jobs
- 1000% Overload Protection
- "Quad Spring" Design - Four spring shock absorbers. Load cell spider assembly is simply checked on lower frame, preventing load cell abuse.
- For 12" x 12" and 15" x 15" bases, heavy duty static overload stops provide added load cell protection even in the most demanding conditions.
- Washdown
 - 304 stainless steel
 - IP66 rated aluminum load cell
- Load cell cable length - 10 ft
- Approvals: NTEP - 11-083
Measurement Canada - AM-5974
- Country of Origin: USA

MODELS - Enduro Series

Item #	Model	Capacity	Est. Ship Weight	List Price	Dealer Price	% Off List	MAP \$
NTEP Approved Models							
DXL-10002*	Enduro DXL 10 x 10 x 2	2 lbs	13 lbs	560.00	336.00	40%	560.00
DXL-10005		5 lbs		560.00	336.00	40%	560.00
DXL-10010		10 lbs		560.00	336.00	40%	560.00
DXL-10025		25 lbs		560.00	336.00	40%	560.00
DXL-10050		50 lbs		560.00	336.00	40%	560.00
DXL-12050	Enduro DXL 12 x 12 x 3	50 lbs	17 lbs	700.00	420.00	40%	700.00
DXL-12100		100 lbs		700.00	420.00	40%	700.00
DXL-15050	Enduro DXL 15 x 15 x 3	50 lbs	34 lbs	950.00	570.00	40%	950.00
DXL-15100		100 lbs		950.00	570.00	40%	950.00
DXL-15200		200 lbs		950.00	570.00	40%	950.00

* Non-NTEP

OPTIONS

Item #	Description	List Price	Dealer Price
DXL-SS10	Stainless Steel Load Cell for Enduro 10 x 10 platform	195.00	127.00
DXL-SS12	Stainless Steel Load Cell for Enduro 12 x 12 platform	225.00	147.00
DXL-SS15	Stainless Steel Load Cell for Enduro 15 x 15 platform	225.00	147.00
	Stainless Steel Ball Transfer - 15 x 15 platform	950.00	
	Stainless Steel Roller Conveyor - 15 x 15 platform	600.00	
EX200SC-12	12" Stainless Steel Pillar for X320 & CI-200SC Indicators w/mounting hardware	189.00	123.00
EX200SC-18	18" Stainless Steel Pillar for X320 & CI-200SC Indicators w/mounting hardware	219.00	143.00
GP2001AS-12	12" stainless steel pillar for CI-2001AS/BS Indicators w/hardware	189.00	123.00
GP2001AS-18	18" stainless steel pillar for CI-2001AS/BS Indicators w/hardware	219.00	143.00

Optional pillars to be sold with indicator/base combo only

Industrial

Enduro HC Series



Scale Base  & **Measurement Canada Approved**

- **For washdown or tough industrial applications**, Enduro HC platforms are constructed of 304 stainless steel and available with an IP66 anodized aluminum or an optional IP68 stainless steel load cell with a complete hermetic seal.
- **For general industrial needs**, mild steel models feature a two (2) part polyurethane finish.
- Platform sizes are available in 18" x 18", 18" x 24" and 24" x 24" with capacities ranging from 100 lbs. to 1,000 lbs.
- Load cell cable length - 10 ft
- Approvals: NTEP - 14-014 / Measurement Canada AM-5973
- Country of Origin: USA

▲ Enduro HC

Mild Steel Base

▲ Enduro HC

Stainless Steel Base

All Enduro HC platforms utilize the same welded square tube construction along with 6 integral overload stops designed to provide maximum durability and unparalleled protection – up to 250% of the platform’s capacity – from shock and overload damage.

MODELS - Enduro HC Stainless Steel

Item #	Model	Capacities	Est. Ship Weight	List Price	Dealer Price	% Off List	MAP \$
NTEP Approved Models							
HCS-S100	Enduro HC Stainless Steel Platform 18" x 18" x 5.25"	100 lbs	67 lbs	1,095.00	657.00	40%	1,095.00
HCS-S250		250 lbs		1,095.00	657.00	40%	1,095.00
HCS-S500		500 lbs		1,095.00	657.00	40%	1,095.00
HCS-M250	Enduro HC Stainless Steel Platform 18" x 24" x 5.25"	250 lbs	69 lbs	1,195.00	717.00	40%	1,195.00
HCS-M500		500 lbs		1,195.00	717.00	40%	1,195.00
HCS-L250	Enduro HC Stainless Steel Platform 24" x 24" x 5.25"	250 lbs	85 lbs	1,495.00	897.00	40%	1,495.00
HCS-L500		500 lbs		1,495.00	897.00	40%	1,495.00
HCS-L1000		1000 lbs		1,495.00	897.00	40%	1,495.00
HCMS-S100	Enduro HC Mild Steel Platform 18" x 18" x 5.25"	100 lbs	65 lbs	650.00	390.00	40%	650.00
HCMS-S250		250 lbs		650.00	390.00	40%	650.00
HCMS-M250	Enduro HC Mild Steel Platform 18" x 24" x 5.25"	250 lbs	71 lbs	675.00	405.00	40%	675.00
HCMS-M500		500 lbs		675.00	405.00	40%	675.00
HCMS-L250	Enduro HC Mild Steel Platform 24" x 24" x 5.25"	250 lbs	83 lbs	795.00	477.00	40%	795.00
HCMS-L500		500 lbs		795.00	477.00	40%	795.00
HCMS-L1000		1000 lbs		795.00	477.00	40%	795.00

OPTIONS

Item #	Description	List Price	Dealer Price	Item #	Description	List Price	Dealer Price
HC-SLC0500	SS Load Cell for 500 lb - All sizes	525.00	420.00	C-OPT09	Ball Top Conveyor for 18" x 18"	950.00	760.00
HC-SLC1000	SS Load Cell for 1000 lb - 24" x 24"	525.00	420.00	C-OPT10	Ball Top Conveyor for 18" x 24"	975.00	780.00
C-OPT05	Roller Conveyor (SS Rollers) for 18" x 18"	650.00	520.00	C-OPT08	Ball Top Conveyor for 24" x 24"	975.00	780.00
C-OPT07	Roller Conveyor (PVC Rollers) for 18" x 18"	750.00	600.00	Indicator options see pages 48-52			
C-OPT04	Roller Conveyor (SS Rollers) for 24" x 24"	800.00	640.00	12" and 18" Stainless Steel Pillars* - See Page 38-39 * Optional pillars to be sold with indicator/base combo only			
C-OPT06	Roller Conveyor (PVC Rollers) for 24" x 24"	750.00	600.00				

Enduro GP Series

General Purpose Checkweigher

- Configure your IP66 Enduro DXL platform & integral 12" stainless steel pillar with any one of three indicators. Choose from either a CI-200SC (IP67 rated stainless steel enclosed indicator with LED display), a CI-2001AS (IP65 rated stainless steel enclosed indicator with LED display), or C-2001BS (IP65 rated stainless steel indicator with LCD display).
- Capacities: 2 lbs - 200 lbs • Platform sizes: 10" x 10", 12" x 12", and 15" x 15"
- Factory assembled and calibrated (5,000 x 1 Division)
- Approvals: NTEP - CI-200SC: 11-026, CI-2001AS/BS: 98-103A1, Enduro Base: 11-083
- Country of Origin: Base & Pillar - USA, Indicators - China & South Korea - Tariff applied where applicable



◀ Enduro GP w/CI-200SC

MODELS - Enduro GP

Item #	Description	Capacities	Est. Ship Weight	List Price	Dealer Price	% Off List	17% Tariff Surcharge	MAP \$
NTEP Approved Models (except where noted)								
GP-10002SC*	10" x 10" x 2"	2 lbs	25 lbs	1,075.00	698.75	35%	38.28	1,075.00
GP-10005SC		5 lbs		1,075.00	698.75	35%	38.28	1,075.00
GP-10010SC		10 lbs		1,075.00	698.75	35%	38.28	1,075.00
GP-10025SC		25 lbs		1,075.00	698.75	35%	38.28	1,075.00
GP-10050SC		50 lbs		1,075.00	698.75	35%	38.28	1,075.00
GP-12050SC	12" x 12" x 3"	50 lbs	30 lbs	1,195.00	776.75	35%	38.28	1,195.00
GP-12100SC		100 lbs		1,195.00	776.75	35%	38.28	1,195.00
GP-15050SC	15" x 15" x 3"	50 lbs	47 lbs	1,395.00	906.75	35%	38.28	1,395.00
GP-15100SC		100 lbs		1,395.00	906.75	35%	38.28	1,395.00
GP-15200SC		200 lbs		1,395.00	906.75	35%	38.28	1,395.00
GP-10002XX*	10" x 10" x 2"	2 lbs	25 lbs	925.00	610.00	35%	NA	925.00
GP-10005XX		5 lbs		925.00	610.00	35%	NA	925.00
GP-10010XX		10 lbs		925.00	610.00	35%	NA	925.00
GP-10025XX		25 lbs		925.00	610.00	35%	NA	925.00
GP-10050XX		50 lbs		925.00	610.00	35%	NA	925.00
GP-12050XX	12" x 12" x 3"	50 lbs	30 lbs	1,045.00	694.00	35%	NA	1,045.00
GP-12100XX		100 lbs		1,045.00	694.00	35%	NA	1,045.00
GP-15050XX	15" x 15" x 3"	50 lbs	47 lbs	1,275.00	845.00	35%	NA	1,275.00
GP-15100XX		100 lbs		1,275.00	845.00	35%	NA	1,275.00
GP-15200XX		200 lbs		1,275.00	845.00	35%	NA	1,275.00
Factory assembled & calibrated at 5,000d					Add \$75		-	
*Non-NTEP When ordering, replace "XX" with "AS" for the CI-2001AS Indicator or "BS" for the CI-2001BS Indicator								

Model	Commercial	Non-Commercial
GP-10002*	-	2 x 0.0005 lbs
*Non-NTEP	-	1 x 0.0002 kg
GP-10005	5 x 0.001 lbs 2.5 x 0.005 kg	5 x 0.0005 lbs 2.5 x 0.002 kg
GP-10010	10 x 0.002 lbs 5 x 0.001 kg	10 x 0.001 lbs 5 x 0.0005 kg
GP-10025	25 x 0.005 lbs 10 x 0.002 kg	25 x 0.002 lbs 10 x 0.001 kg
GP-10050	50 x 0.01 lbs 25 x 0.005 kg	50 x 0.005 lbs 25 x 0.002 kg
GP-12050	50 x 0.01 lbs 25 x 0.005 kg	50 x 0.005 lbs 25 x 0.002 kg
GP-12100	100 x 0.02 lbs 50 x 0.01 kg	100 x 0.01 lbs 50 x 0.005 kg
GP-15050	50 x 0.01 lbs 25 x 0.005 kg	50 x 0.005 lbs 25 x 0.002 kg
GP-15100	100 x 0.02 lbs 50 x 0.01 kg	100 x 0.01 lbs 50 x 0.005 kg
GP-15200	200 x 0.05 lbs 100 x 0.02 kg	200 x 0.02 lbs 100 x 0.01 kg

Industrial



▲ CI-2001AS

OPTIONS

Item #	Description	List Price	Dealer Price
EX200SC-18	18" stainless steel pillar for X320 & CI-200SC w/hardware	219.00	156.00
GP2001AS-18	18" stainless steel pillar for CAS2001AS/BS w/hardware	219.00	156.00
Optional stainless steel load cells - see Page 49			

Enduro Extreme

Washdown Checkweigher



- For use in meat, poultry, seafood processing and other HARSH industrial applications!
- **Price Includes:** CAS X320, VAC IP69K and IP68 Washdown Indicator (with RS232 serial output, 3 HIGH INTENSITY colored LED's for 3 band checkweighing, 1 input, and 3 isolated high side drive outputs), IP66 Enduro DXL platform, and integral 12" stainless steel pillar.
- Capacities: 2 lbs - 200 lbs • Platform sizes: 10" x 10", 12" x 12", and 15" x 15"
- Power Cord - 5ft • Shipped as individual components
- Approvals: NTEP - X320 Indicator: 11-050, Enduro Base: 11-083
- Country of Origin: Base & Pillar - USA, Indicators - Sri Lanka

MODELS - Enduro Extreme

Item #	Description	Capacities	Est. Ship Weight	List Price	Dealer Price	% Off List	MAP \$
NTEP Approved Models (except where noted)							
EX-10002* (Non-NTEP)	10" x 10" x 2"	2 lbs	25 lbs	1,295.00	900.80	35%	1,295.00
EX-10005		5 lbs		1,295.00	900.80	35%	1,295.00
EX-10010		10 lbs		1,295.00	900.80	35%	1,295.00
EX-10025		25 lbs		1,295.00	900.80	35%	1,295.00
EX-10050		50 lbs		1,295.00	900.80	35%	1,295.00
EX-12050	12" x 12" x 3"	50 lbs	30 lbs	1,395.00	986.00	35%	1,395.00
EX-12100		100 lbs		1,395.00	986.00	35%	1,395.00
EX-15050	15" x 15" x 3"	50 lbs	47 lbs	1,595.00	1,136.00	35%	1,595.00
EX-15100		100 lbs		1,595.00	1,136.00	35%	1,595.00
EX-15200		200 lbs		1,595.00	1,136.00	35%	1,595.00
Factory assembled & calibrated at 5,000 div					Add \$75		

OPTIONS

Item #	Description	List Price	Dealer Price
X320B	Battery Operated CAS X320 Indicator	Add 250.00	Add 145.00
C780162	Replacement NiMh Battery	189.00	146.00
C780119	External battery charger	99.00	40.00
DXL-SS10	Stainless Steel Load Cell for Enduro 10" x 10" platform	195.00	127.00
DXL-SS12	Stainless Steel Load Cell for Enduro 12" x 12" platform	225.00	147.00
DXL-SS15	Stainless Steel Load Cell for Enduro 15" x 15" platform	225.00	147.00
EX200SC-3	Indicator Mount - 304 Stainless Steel - Replaces 12" Pillar		
EX200SC-18	18" 304 Stainless Steel Pillar - Replaces 12" Pillar	219.00	
C3012	Desk/Wall Mount	39.00	23.00
C0080	RS232 to RS485 Converter Full Duplex	135.00	78.00
C0081	20 mA Converter	85.00	49.00
C0200	Bluetooth Serial Adapter, single master end	265.00	154.00
C0201	Bluetooth Serial Adapter, single slave end	265.00	154.00
C0202	Bluetooth Serial Adapter, multi-roaming master end	265.00	154.00
C0203	Bluetooth Serial Adapter, multi-roaming slave end	265.00	154.00
C10062	USB to RS232 Serial Interface (Tinned End)	60.00	42.00
C10012	Cable, Serial CASLink - USB	69.00	

► Enduro Extreme



- Virtually Indestructible Keypad
- High Temperature Water Washdown - Up to 176°F / 80°C
- High Pressure Water Jets - Up to 1450 psi

EX200SC-3 Mount ▼



Model	Commercial	Non-Commercial
EX-10002* *Non-NTEP	-	2 x 0.0005 lbs
	-	1 x 0.0002 kg
	-	32 x 0.01 oz
EX-10005	5 x 0.001 lbs	5 x 0.0005 lbs
	2.5 x 0.005 kg	2.5 x 0.002 kg
	80 x 0.02 oz	80 x 0.01 oz
EX-10010	10 x 0.002 lbs	10 x 0.001 lbs
	5 x 0.001 kg	5 x 0.0005 kg
	160 x 0.05 oz	160 x 0.02 oz
EX-10025	25 x 0.005 lbs	25 x 0.002 lbs
	10 x 0.002 kg	10 x 0.001 kg
	400 x 0.1 oz	400 x 0.05 oz
EX-10050	50 x 0.01 lbs	50 x 0.005 lbs
	25 x 0.005 kg	25 x 0.002 kg
	800 x 0.2 oz	800 x 0.1 oz
EX-12050	50 x 0.01 lbs	50 x 0.005 lbs
	25 x 0.005 kg	25 x 0.005 kg
	800 x 0.2 oz	800 x 0.2 oz
EX-12100	100 x 0.02 lbs	100 x 0.01 lbs
	50 x 0.01 kg	50 x 0.005 kg
	1600 x 0.5 oz	1600 x 0.2 oz
EX-15050	50 x 0.01 lbs	50 x 0.005 lbs
	25 x 0.005 kg	25 x 0.002 kg
	800 x 0.02 oz	800 x 0.1 oz
EX-15100	100 x 0.02 lbs	100 x 0.01 lbs
	50 x 0.01 kg	50 x 0.005 kg
	1600 x 0.5 oz	1600 x 0.2 oz
EX-15200	200 x 0.05 lbs	200 x 0.02 lbs
	100 x 0.02 kg	100 x 0.01 kg
	3200 x 1 oz	3200 x 0.5 oz

Transit 2 Series



▲ Shown with optional swivel wheels

Portable Platform Scale

- Portable Weighing Platform - Heavy Duty Tubular Construction
- 500, 1,000, and 1,500 lb capacities
- Available Platform Sizes: 24" x 18"
30" x 24"
- In-board 5" Diameter Fixed Wheels
- 48" Tall Structural Tube Column with Handle Grips & Indicator Plate
- Mild Steel or Stainless Steel Models
- Country of Origin: USA

MODELS - Transit Series

Item #	Description	Est. Ship Weight	List Price	Dealer Price	% Off List	MAP \$
TR2S-500C	Mild Steel, 24" x 18", 500 lb capacity		1,750.00	1,050.00	40%	1,750.00
TR2S-1000C	Mild Steel, 24" x 18", 1,000 lb capacity		1,750.00	1,050.00	40%	1,750.00
TR2S-1500C	Mild Steel, 24" x 18", 1,500 lb capacity		1,990.00	1,194.00	40%	1,990.00
TR2L-500C	Mild Steel, 30" x 24", 500 lb capacity		1,990.00	1,194.00	40%	1,990.00
TR2L-1000C	Mild Steel, 30" x 24", 1,000 lb capacity		1,990.00	1,194.00	40%	1,990.00
TR2L-1500C	Mild Steel, 30" x 24", 1,500 lb capacity		2,190.00	1,314.00	40%	2,190.00
TR2S-500S	Stainless Steel, 24" x 18", 500 lb capacity		2,475.00	1,485.00	40%	2,475.00
TR2S-1000S	Stainless Steel, 24" x 18", 1,000 lb capacity		2,475.00	1,485.00	40%	2,475.00
TR2S-1500S	Stainless Steel, 24" x 18", 1,500 lb capacity		2,750.00	1,650.00	40%	2,750.00
TR2L-500S	Stainless Steel, 30" x 24", 500 lb capacity		3,200.00	1,920.00	40%	3,200.00
TR2L-1000S	Stainless Steel, 30" x 24", 1,000 lb capacity		3,200.00	1,920.00	40%	3,200.00
TR2L-1500S	Stainless Steel, 30" x 24", 1,500 lb capacity		3,475.00	2,085.00	40%	3,475.00

OPTIONS

Item #	Description	List Price	Dealer Price
MS-0001	Mild Steel swivel casters w/wheel locks	202.00	121.20
MS-0002	Mild steel square tubing push handle (For use with swivel casters only)	220.00	132.00
LC-TR01	Hermetically sealed stainless steel load cell	1,150.00	690.00
SS-0001	Stainless Steel swivel casters w/wheel locks	595.00	357.00
SS-0002	Stainless steel square tubing push handle (For use with swivel casters only)	475.00	285.00

Industrial

CWP

Portable Digital Utility Scale

- Ergonomic design insures portability & versatility
- Rugged cast iron industrial platform
- Lockable weigh platform
- Industrial locking casters
- Folding handle for storage ease
- Country of Origin: China - Tariff applied where applicable.

CI-201A Indicator

- Weighing Indicator with Numeric Keypad
- Optimize display viewing angle with the adjustable tilt bracket
- Battery Operated (Rechargeable)
- LCD Display
- Plastic Enclosure

► CWP-300 w/CI-201A




MODELS - CWP

Item #	Model	Est. Ship Weight	List Price	Dealer Price	% Off List	17% Tariff Surcharge	MAP \$
CWP-150	CWP 150 lb Capacity	66 lbs	995.00	597.00	40%	101.49	995.00
CWP-300	CWP 300 lb Capacity		995.00	597.00	40%	101.49	995.00

OPTIONS

Item #	Description	Ship Weight	List Price	Dealer Price
	Wireless Option			Consult Factory

HFS Series



▲ HFS Series

Floor Scale



- Heavy duty tubular construction
- 6 mm anti-skid diamond plate deck
- Side access j-box
- Double shield load cell cable - 16'
- Top access adjustable load cell feet
- Quick Connect indicator/load cell cable
- 100% end loading capability
- 150% overload protection
- High quality powder coat finish
- Approvals: NTEP - 07-022A2
- Country of Origin: China - Tariff applied where applicable

Model		HFS-305	HFS-405	HFS-410	HFS-505	HFS-510
Capacity & Resolution	lb	3,000 x	5,000 x 1 lb	10,000 x 2 lbs	5,000 x 1 lb	10,000 x 2 lbs
	In	36 x 36 x 3.5	48 x 48 x 3.5		60 x 60 x 3.5	
Dimensions W x D x H	mm		1,200 x 1,200 x 90		1,500 x 1,500 x 90	

MODELS - HFS Series

Item #	Model	Est. Ship Weight Each	List Price	Qty 1 - 4	% Off List	Qty 5+	% Off List	17% Tariff Surcharge (Each)
NTEP Approved Models								
HFS-405	HFS-405 Floor Scale, 4 x 4, 5K capacity	275 lbs	995.00	427.85	57%	407.95	59%	72.74/69.36
HFS-410	HFS-410 Floor Scale, 4 x 4, 10K capacity	330 lbs	1,045.00	466.55	57%	444.85	59%	79.32/75.63
HFS-505	HFS-505 Floor Scale, 5 x 5, 5K	365 lbs	1,145.00	522.45	57%	498.15	59%	88.82/84.67
HFS-510	HFS-510 Floor Scale, 5 x 5, 10K capacity	420 lbs	1,245.00	565.45	57%	539.15	59%	96.13/91.66
*** See Pages 48-52 for Indicator Options ***								

OPTIONS

Item #	Description	Ship Weight	List Price	Dealer Price
CAL	Match Calibration	-	80.00	40.00
RAMP48X36	Access Ramp (48 x 36 x 3.5)	170 lbs	395.00	210.00
RAMP48X48	Access Ramp (48 x 48 x 3.5)	220 lbs		
RAMP60X36	Access Ramp (60 x 36 x 3.5)	220 lbs	425.00	230.00
RAMP60X48	Access Ramp (60 x 48 x 3.5)	220 lbs		
HFS-BG1-48	Bumper Guard - Mild Steel - Single side with 45 degree bump angle - 48" *** Special Order *** Please contact your sales representative for lead time		129.00	89.00
HFS-BG1-60	Bumper Guard - Mild Steel - Single side with 45 degree bump angle - 60" *** Special Order *** Please contact your sales representative for lead time		160.00	115.00
BSA-2.5K	Replacement Load Cell for HFS-405/505, BSA Series - 2.5K capacity	3 lbs	175.00	49.00
BSA-5KSE	Replacement Load Cell for HFS-410/510, BSA Series - 5K capacity (SE)	3 lbs	175.00	49.00
OHE1	Replacement Foot	2 lbs	39.00	24.00


Industrial

Real Deal! Floor Scale Package

Hercules Floor Scale & Indicators

Step 1 - Choose platform size and capacity

Step 2 - Choose Instrumentation



Step 3 - Choose Applicable Hardware Options And/Or Factory Configuration. (See Pg 41)


Tariff applied where applicable: 17% surcharge (except EC-2)

Industrial

Item #	Choose Indicator or Counting Scale		Ship Weight Each	Qty 1-4 Price each	Qty 5+ Price each
HFS-405 Floor Scale - 4' x 4', 5,000 x 1 lb					
HFS-405	No Indicator		275 lbs	427.85	407.95
HFS-405-A		CI-2001A	280 lbs	537.30	517.40
HFS-405-B		CI-2001B	280 lbs	537.30	517.40
HFS-405-C		CI-200A	280 lbs	559.85	539.95
HFS-405-D		CI-201A	280 lbs	559.85	539.95
HFS-405-E		EC-2	290 lbs	652.85	632.85
HFS-410 Floor Scale - 4' x 4', 10,000 x 2 lbs					
HFS-410	No Indicator		330 lbs	466.55	444.85
HFS-410-A		CI-2001A	335 lbs	576.25	554.25
HFS-410-B		CI-2001B	335 lbs	576.25	554.25
HFS-410-C		CI-200A	335 lbs	598.55	576.85
HFS-410-D		CI-201A	335 lbs	598.55	576.85
HFS-410-E		EC-2	345 lbs	691.55	669.85

Item #	Choose Indicator or Counting Scale		Ship Weight Each	Qty 1-4 Price each	Qty 5+ Price each
HFS-505 Floor Scale - 5' x 5', 5,000 x 1 lb					
HFS-505	No Indicator		355 lbs	522.45	498.15
HFS-505-A		CI-2001A	370 lbs	631.90	607.60
HFS-505-B		CI-2001B	370 lbs	631.90	607.60
HFS-505-C		CI-200A	370 lbs	654.45	630.15
HFS-505-D		CI-201A	370 lbs	654.45	630.15
HFS-505-E		EC-2	380 lbs	747.45	723.15
HFS-510 Floor Scale - 5' x 5', 10,000 x 2 lbs					
HFS-510	No Indicator		420 lbs	565.45	539.15
HFS-510-A		CI-2001A	425 lbs	674.90	648.60
HFS-510-B		CI-2001B	425 lbs	674.90	648.60
HFS-510-C		CI-200A	425 lbs	697.45	671.15
HFS-510-D		CI-201A	425 lbs	697.45	671.15
HFS-510-E		EC-2	435 lbs	790.45	764.15

HFS-SS Series



Stainless Steel Floor Scale

- Above ground or pit type
- Available in 2' x 2' (24" x 24") to 5' x 7' (60" x 84") sizes
- Custom sizes available upon request • Capacities range from 2,500 lbs to 10,000 lbs
- Construction: Stainless steel structural 'C' channel sub structure
- Laser cut 1/4" 304 stainless steel smooth plate deck • Threaded lifting eye bolt holes
- Four internally mounted NTEP certified IP67 rated stainless steel load cells
- Approvals: NTEP - Pending • Country of Origin: USA

MODELS - HFS-SS Series

Item #	Model	Capacity	Est. Ship Weight	List Price	Dealer Price	% Off List
HFS-SS-3636-02	3 x 3 Stainless Steel Floor Scale	2.5K		3,250.00	1,950.00	40%
HFS-SS-3636-05	3 x 3 Stainless Steel Floor Scale	5K		3,250.00	1,950.00	40%
HFS-SS-4848-05	4 x 4 Stainless Steel Floor Scale	5K		3,525.00	2,115.00	40%
HFS-SS-4848-10	4 x 4 Stainless Steel Floor Scale	10K		4,075.00	2,445.00	40%
HFS-SS-6060-05	5 x 5 Stainless Steel Floor Scale	5K		5,050.00	3,030.00	40%
HFS-SS-6060-10	5 x 5 Stainless Steel Floor Scale	10K		5,400.00	3,240.00	40%
HFS-SS-7248-05	6 x 4 Stainless Steel Floor Scale	5K		5,225.00	3,135.00	40%
HFS-SS-7248-10	6 x 4 Stainless Steel Floor Scale	10K		5,600.00	3,360.00	40%

OPTIONS


Item #	Description	Ship Weight	List Price	Dealer Price
SSR-3636	Stainless Steel 36 x 36 Ramp		860.00	516.00
SSR-4836	Stainless Steel 48 x 36 Ramp		1,115.00	669.00
SSR-6036	Stainless Steel 60 x 36 Ramp		1,425.00	855.00
SSR-7236	Stainless Steel 72 x 36 Ramp		1,650.00	990.00
SSR-3648	Stainless Steel 36 x 48 Ramp		1,115.00	669.00
SSR-4848	Stainless Steel 48 x 48 Ramp		1,425.00	855.00
SSR-6048	Stainless Steel 60 x 48 Ramp		1,825.00	1,095.00
SSR-7248	Stainless Steel 72 x 48 Ramp		2,200.00	1,320.00
SSBR-3636	Stainless Steel 36 x 36 Bumper Ramp		860.00	516.00
SSBR-4848	Stainless Steel 48 x 48 Bumper Ramp		1,115.00	669.00
SSBR-6060	Stainless Steel 60 x 60 Bumper Ramp		1,425.00	855.00
SSBR-7248	Stainless Steel 72 x 48 Bumper Ramp		1,650.00	990.00
SSPF-3636	Stainless Steel 36 x 36 Pit Frame		900.00	540.00
SSPF-4848	Stainless Steel 48 x 48 Pit Frame		1,120.00	672.00
SSPF-6060	Stainless Steel 60 x 60 Pit Frame		1,425.00	855.00
SSPF-7248	Stainless Steel 72 x 48 Pit Frame		1,500.00	900.00
	Optional Remote J-Box			Please Call

Options/Accessories: Floor anchor plates, pit frames, ramps, bumpers, floor mounted and platform integral indicator stands, indicators, and printers.

HFS Lift Deck Series

Stainless Steel Washdown List Deck Floor Scale

- Easy to clean
- Above ground or pit type
- Available in 3' x 3' (36" x 36") to 4' x 6' (48" x 72") sizes
- Custom sizes available upon request
- Capacities ranging from 2,500 lbs to 10,000 lbs
- Stainless steel structural tube sub-structure
- Laser cut 1/4" 304 stainless steel smooth plate deck
- Four internally mounted IP67 rated stainless steel load cells
- Structural channel sub structure
- Approvals: NTEP - Pending
- Country of Origin: USA



Top plate lifting handles with dual gas shocks to ensure safe and easy raising of the deck

Option: Stainless steel hermetically sealed load cell upgrade

Galvanizing, s/s tread deck plate, floor anchor plates, pit frames, ramps, bumpers, floor mounted & platform integral indicator stands, wheeled or forklift portability frames, indicators, and printers.

End loading capacities: 80% for 2.5K capacity platforms; 100% for all 5K and 10K capacity platforms

150% overload protection, side access or optional remote stainless- steel junction box with signal trim summing card

All exposed surfaces are blasted to a clean consistent appearance


MODELS - HFS-SSLD Series

Item #	Model	Capacity	Est. Ship Weight	List Price	Dealer Price	% Off List
HFS-SSLD-3636-02	3' x 3' Stainless Steel Floor Scale, Lift Deck	2.5K		4,975.00	2,985.00	40%
HFS-SSLD-4848-02	4' x 4' Stainless Steel Floor Scale, Lift Deck	2.5K		5,900.00	3,540.00	40%
HFS-SSLD-3636-05	4' x 4' Stainless Steel Floor Scale, Lift Deck	5K		4,975.00	2,985.00	40%
HFS-SSLD-4848-05	4' x 4' Stainless Steel Floor Scale, Lift Deck	5K		5,900.00	3,540.00	40%
HFS-SSLD-6060-05	5' x 5' Stainless Steel Floor Scale, Lift Deck	5K		6,950.00	4,170.00	40%
HFS-SSLD-7248-05	5' x 5' Stainless Steel Floor Scale, Lift Deck	5K		7,050.00	4,230.00	40%

OPTIONS

Item #	Description	Ship Weight	List Price	Dealer Price
SSR-3636	Stainless Steel 36 x 36 Ramp		860.00	516.00
SSR-4836	Stainless Steel 48 x 36 Ramp		1,115.00	669.00
SSR-6036	Stainless Steel 60 x 36 Ramp		1,425.00	855.00
SSR-7236	Stainless Steel 72 x 36 Ramp		1,650.00	990.00
SSR-3648	Stainless Steel 36 x 48 Ramp		1,115.00	669.00
SSPF-3636	Stainless Steel 36 x 36 Pit Frame		900.00	540.00
SSPF-4848	Stainless Steel 48 x 48 Pit Frame		1,120.00	672.00
SSPF-6060	Stainless Steel 60 x 60 Pit Frame		1,425.00	855.00
SSPF-7248	Stainless Steel 72 x 48 Pit Frame		1,500.00	900.00
	Hermetically Sealed Load Cell		645.00	387.00


R2-1000



▲ R2-1000

Drum Scale

- 1000 lb Capacity
- Reinforced Mild steel construction
- Anti-skid diamond plate deck
- Integral ramps
- Live side rails
- Built-in casters for easy transport
- Handles for portability
- Top access junction box
- Adjustable load cell feet
- Four environmentally protected planar beam load cells
- 150% load cell overload rating
- High quality paint finish
- Ten (10) foot home run cable
- Country of Origin: China - Tariff applied if applicable



▲ CI-100A
with Quick Connect Cable

Model		R2-500 *	R2-1000
Capacity & Resolution	lb	500 x 0.2 lbs	1,000 x 0.5 lbs
Dimensions (W x H x D)	In	41.3 x 41.3 x 2.7	
	mm	1050 x 1050 x 68	

MODELS - R2-1000 Series

Item #	Model	Est. Ship Weight	List Price	Dealer Price	% Off List	17% Tariff Surcharge	MAP \$
NTEP Approved Models							
R2-1000	R2-1000 Drum Scale with 10' of Indicator Home Run Cable		750.00	450.00	40%	76.50	750.00
R2-1000-CI	R2-1000-CI Drum Scale with CI-100A Indicator and Factory Calibration		875.00	525.00	40%	89.25	875.00
R2-500	Convert the R2-1000 Drum Scale to R2-500 - 500 x 0.2 lbs			Add \$40			

OPTIONS

Item #	Description	Ship Weight	List Price	Dealer Price
CAL	Match Calibration	-	N/A	40.00

Indicators

For more information, see pages xx - xx



▲ CI-2001A



▲ CI-2001B



▲ CI-200A






▲ CI-201A






▲ CI-100A

Industrial

Indicator Matrix

								
Model	CI-100A	CI-2001A	CI-2001B	CI-2001AS	CI-2001BS	CI-200A	CI-201A	CI-200SC
Load Cells	(4) 350 OHM	(4) 350 OHM	(4) 350 OHM	(4) 350 OHM	(4) 350 OHM	(8) 350 OHM	(8) 350 OHM	(8) 350 OHM
A/D Conversion Speed		10 times/sec	10 times/sec	10 times/sec	10 times/sec	80 times/sec	80 times/sec	80 times/sec
Enclosure	Aluminum Alloy	General Industrial	General Industrial	Stainless Steel	Stainless Steel	Hardened Plastic	Hardened Plastic	Stainless Steel
Wall/Desk Mount Incl	•	•	•	•	•	•	•	•
IP Rating		NEMA 12	NEMA 12	IP 65	IP65	NEMA 12	NEMA 12	IP 67
Power	AC	AC	AC	AC	AC	AC/DC	AC/DC	AC/DC
DC Power Type	•					Rechargeable	Rechargeable	Rechargeable
LED Display		•		•		•		•
LCD Display W/ Adjustable Backlight	•		•		•		•	
Display Size	25MM (63/64")	14MM (35/64")	25MM (63/64")	14MM (35/64")	25MM (63/64")	25MM (63/64")	24MM (15/16")	25MM (63/64")
Numeric Keypad						•	•	•
RS-232C COM Port(s)	(1) One	(1) One	(1) One	(1) One	(1) One	(2) Two	(2) Two	(1) One
RS-485						Optional	Optional	Optional
USB	•							
Time & Date	•					•	•	•
Units	Lb, kg, lb-oz	Lb/Kg	Lb/Kg	Lb/Kg	Lb/Kg	Lb/Kg	Lb/Kg	Lb/Kg
0-19 Numeric ID #						•	•	•
Counting	•							
Percent	•							
Accumulation	•					•	•	•
High/Low Limit	•						•	•
Over / Under / Accept Annunciators	•							•
Hold	•							
Dual Range Capabilities	•					NON NTEP	NON NTEP	NON NTEP
Multi Point Calibration	•					•	•	•
NTEP	#16-103	#98-103A	#98-103A	#98-103A	#98-103A	#11-026	#11-026	#11-026
Measurement Canada	AM-6044	AM-5269	AM-5269	AM-5269	AM-5269	AM-5903	AM-5903	AM-5903

Indicator Matrix					
Model	X320 - Washdown		R423	R400	
Load Cells	(4) - 350 OHM		(16) - 350 OHM	(16) - 350 OHM	
A/D Conversion Speed	20 Hz with Fir Filtering (greater than 80dB)				
Enclosure	High Tech Composite Alloy		Stainless Steel	High Tech Plastic Alloy	
Panel Mount Enclosure	-		Yes - Option	Yes - Option	
Deskmount Enclosure	-		Yes - Option	Yes - Option	
IP Rating - Standalone Indicator	1P-69K/IP68 - Washdown High Pressure Washdown: 1450 PSI High Temp Water - 176 F / 80 C Submersion: 6 ft water / 1 hr Impact Resistant: 4' (1.2 M)		IP-66	IP-65	
Temperature	- 10 ~ 50 C / Humidity 100%				
Power	AC		AC	AC	
DC Power Type	X320B Option 12V Rec. NiMH Batt		12-24 DC - Option	12-24 DC - Option	
Configurable Sleep Mode	Yes				
LED Display	-		-	-	
LCD Display w/Backlight	Yes		Yes - Dual Line	Yes - Dual Line	
Display Size	20MM				
RS-232C COM Port	Yes - Bi-Directional		RS232C Bi-Directional & RS485 Transmit Only		
RS-485 Converter	Optional (Model #C0080)		Function Inputs	Up to Eight (8)	Up to Eight (8)
20mA	Optional (Model #C0081)		Weight Related Setpoints	Up to Eight (8)	Up to Eight (8)
Bluetooth	Bluetooth (Model #C0200)		Networking	•	•
Time & Date	Yes		Clock Calendar	•	•
Units	A319 FIRMWARE LB/OZ/G - Switchable K307 FIRMWARE LB/OZ/KG/G/TON- Fixed		Custom Printing	•	•
Counting	Yes - Function Key	Full Keypad	•	•	
Live Weight Averaging	Yes - Function Key	ACCESSORIES			
Accumulation	Yes - Function Key	RS232/RS232	•	•	
Peak Hold	Yes - Function Key	RS232/ RS485	•	•	
Over/Under/Accept	Yes - 3 Bands	RS485/ RS485	•	•	
Product Storage	5 Products - Optional N/C	Module, Wired Ethernet	Yes	Yes	
Inputs	One (1)	Profi-bus Interface	Yes	Yes	
Outputs	Three (3) Isolated Transistor Outputs	I/O 1-8 / 916 / 17-24 / 25-32	Yes	Yes	
		4 Button Input	Yes	Yes	
		Analog Output	Yes	Yes	
		Stainless Steel Wall Mount	Yes	Yes	
		Clear Protective Cover	Yes	Yes	
		Physical Seal	Yes	Yes	
		NiMH Battery Pack	Yes	Yes	
		Power Supply, VDC,2A DIN Rail	Yes	Yes	
		Relay Output, PCB, DIN Rail Kit	Yes	Yes	
		20mA Converter	Yes	Yes	
		Bluetooth Serial Adapter	Yes	Yes	
		Desk Mount w/Power Supply	Yes	Yes	
CAS Link	Opt. USB Cable / PC Software	Optional USB Cable / PC Software			
NTEP	11-050	11-050			

CI-200 Series

Indicator



Measurement & Canada Approved

- Weighing Indicator with Numeric Keypad
- RS-232 Output • Connect up to 8 - 350 ohm Load Cells
- AC or Battery Operated (Rechargeable): CI-200A, CI-201A, CI-200SC
- AC or Battery Operated (Dry Battery): CI-200A-DB (Dry Battery), CI-201A-DB (Dry Battery)
- LED Display: CI-200A, CI-200SC • LCD Display: CI-201A
- Plastic Enclosure: CI-200A, CI-201A • Stainless Enclosure: CI-200SC
- Approvals: NTEP - 11-026 • Country of Origin: China - Tariff applied if applicable
Measurement Canada - AM-5903



▲ CI-201A

▲ CI-200SC



▲ CI-200A

MODELS - CI-200 Series

Item #	Model	Est. Ship Weight	List Price	Dealer Price	% Off List	17% Tariff Surcharge	MAP \$
NTEP & Measurement Canada Approved Models							
CI-200A	CI-200A w/LED Display - AC/Rechargeable Battery	4 lbs	240.00	136.80	43%	23.26	240.00
CI-201A	CI-201A w/LCD Display - AC/Rechargeable Battery	4 lbs	240.00	136.80	43%	23.26	240.00
CI-200SC *	CI-200SC w/LED Display - AC/Rechargeable Battery	6 lbs	395.00	225.15	43%	38.28	395.00

OPTIONS

Item #	Description	Ship Weight	List Price	Dealer Price
CI-2DB	Dry Battery Option - CI-200A/201A			Add \$35.00
DEP-50	Thermal Receipt Printer	5 lbs	299.00	199.00
TMU295	Epson TM-U295 Slip Printer	9 lbs	599.00	390.00
DLP-50	Label Printer (Available for the CI-200 only)	5 lbs	299.00	199.00
DT2X	Godex 2" Label Printer		345.00	207.00
DT4X	Godex 4" Label Printer		385.00	231.00

	CI-200A	CI-201A	CI-200SC		CI-200A	CI-201A	CI-200SC
Power: AC	•	•	•	Indicator Wall/Desk Mount Kit Included	•	•	•
Power: DC	•	•	•	Keyboard Tare	•	•	•
LCD Display w/Adjustable Backlight		•		Password Protected	•	•	•
LED Display	•		•	Hi/Lo Alarm		•	•
Numeric Keypad	•	•	•	Over/Under/Accept Annunciators			•
Hardened Plastic NEMA 12 Enclosure	•	•		0 - 19 Numeric Item #	•	•	•
304 Stainless Steel IP67 Enclosure			•	Multi-Point Calibration	•	•	•
Mode	Accumulation	•	•	Time/Date	•	•	•
	Counting		•	Weight Back Up	•	•	•
	Percent		•	Dual Range Capabilities	Non NTEP	Non NTEP	Non NTEP
RS-232C	2	2	1	CAS "Quick Connect" Load Cell Cable Connector	•	•	
Units	lb/kg	lb/kg	lb/kg	Universal Load Cell Cable Connector			•

CI-2001 Series



▲ CI-2001A



▲ CI-2001B



▲ CI-2001AS



▲ CI-2001BS

Indicator



& Measurement Canada *Approved*

- Standard RS-232
- Kg/lb Switchable
- Class III Approved at 5,000 lb Divisions
- Up to 10,000 lb Divisions for Non-NTEP Applications
- Connect up to 4 - 350 ohm Load Cells
- Approvals: NTEP - 98-103A1
Measurement Canada - AM-5269
- Country of Origin: South Korea

Model	Dimensions W x D x H	Model	Dimensions W x D x H
CI-2001A	9 x 2.3 x 4.7	CI-2001AS	9.5 x 2.8 x 6.5
CI-2001B	9 x 2.3 x 4.7	CI-2001BS	9.5 x 2.8 x 6.5



MODELS - CI-2001 Series

Item #	Model	Est. Ship Weight	List Price	Dealer Price	% Off List	MAP \$
Measurement Canada & NTEP Approved Models						
CI-2001A	CI-2001 w/Bright LED Display	4 lbs	199.00	113.43	43%	199.00
CI-2001B	CI-2001 w/LCD & Backlight		199.00	113.43	43%	199.00
CI-2001AS	CI-2001 w/Bright LED Display & Stainless Steel Case	6 lbs	299.00	170.43	43%	299.00
CI-2001BS	CI-2001 w/LCD & Backlight & Stainless Steel Case		299.00	170.43	43%	299.00

OPTIONS

Item #	Description	Ship Weight	List Price	Dealer Price
DEP-50	Thermal Receipt Printer	5 lbs	299.00	199.00
TMU295	Epson TM-U295 Slip Printer	9 lbs	599.00	390.00

Optional printers available for the CI-2001 Series & CI-200 Series

	
DEP-50 Receipt Printer	Epson TM-U295 Slip Printer
4.17(W)x7.2(D)x4.96(H)	7.1(W)x7.5(D)x4.0(H)

Industrial

CI-100A



▲ CI-100A



▲ CI-100A
w/CAS Quick Connect Cable

Indicator



Measurement & Canada Approved

- Simple, yet full featured weighing indicator
- AC/DC power
- One full duplex RS-232 serial output and one USB interface port
- Load Cell Capability - up to four (4) 350 ohm load cells
- 1 inch (25 mm) LCD with 16 annunciators and blue backlight
- Approvals: NTEP - 16-103
Measurement Canada - AM-6044
CE, WEEE Directive, UL/CUL
- Country of Origin: China - Tariff applied if applicable

Functionality includes:

- Weight • Count • Percent • Hold • Data Compare (check weighing)
Animal Weighing • Time • Date • Accumulation

MODEL - CI-100A

Item #	Model	Est. Ship Weight	List Price	Dealer Price	% Off List	17% Tariff Surcharge	MAP \$
NTEP & Measurement Approved Models							
CI-100A	CI-100A Indicator with LCD display and XX" pigtail quick connect (female) cable	4 lbs	199.00	99.50	50%	\$16.92	\$159.20

OPTIONS

Item #	Description	Est. Ship Weight	List Price	Dealer Price
EH1-E1-05	RS232 Cable - Length: 1.5m/4.9 ft	1 lb	21.00	15.00
EH1-E1-06	USB Cable - Length: 1m/3.2 ft	1 lb	21.00	15.00

X320 Series

Washdown Indicator



- Highest Environmental Protection Rating IP69K/68
- Impact Resistant
- Manufactured with High Tech Composite Alloy
- Encapsulated Components
- Capacitive Keyboard - Knife, Scissor, and Sharp Tool Proof
- Connect up to 4 - 350 ohm Load Cells
- Checkweighing Annunciators
- Supplied Bi-directional RS-232 Serial Port
- Country of Origin: Assembled in the USA from globally sourced components
- Lb/oz/g - Unit Switchable or Fixed Unit (lb/oz/kg/g/ton)
- Stainless Desk/Wall Mount Included
- Approvals: NTEP - 11-050



▲ X320

▶ XD30

Remote Display



MODELS - X320 Series

Item #	Model	Est. Ship Weight	List Price	Dealer Price	% Off List	MAP \$
NTEP Approved Models						
CAS-X320-WM	CAS X320 Washdown Indicator, includes stainless steel wall/desk mount	4 lbs	725.00	435.00	40%	725.00
CAS-X320B	CAS X320 Washdown Indicator Battery Operated includes stainless steel wall/desk mount		895.00	537.00	40%	895.00

OPTIONS

Item #	Description	List Price	Dealer Price
C0080	RS232 to RS485 Converter full duplex	135.00	78.00
C0081	20mA Converter	85.00	49.00
C0200	Bluetooth serial adapter single master end	295.00	171.00
C0201	Bluetooth serial adapter single slave end	295.00	171.00
C0202	Bluetooth serial adapter multi roaming master end	295.00	171.00
C0203	Bluetooth serial adapter multi roaming slave end	295.00	171.00
C3012	Desk/Wall Mount	39.00	23.00
C10012	Cable, Serial CASLink-USB	69.00	40.00
C10062	USB to RS232 Serial Interface (Tinned End)	60.00	42.00
C780162	Replacement NiMH battery pack w/o recharger	189.00	145.00
C780183	Battery Charger for X320B	99.00	40.00
XD30	Remote Display Unit - AC Power	725.00	421.00

Configurable back light settings	•
Print Totals	•
Basic Custom Printing	•

* Refer to actual firmware revision for possible changes to unit switching capabilities

		Ingress Protection	IP69K/IP68	Application Software		K376	K378
Enclosure	Hi Tech Plastic Alloy	Hi Tech Composite Alloy		Print (Serial RS232)	Advanced		
Power	AC 110-240 VAC	•		Counting	S	-	
	DC 12-24VDC	Optional		Manual Hold	S	-	
	Battery 12V 2.5Ah (NiMH)	Optional		Peak Hold	S	-	
# of Load Cells	@ 350 Ohm	4		Totalization	S	-	
	@ 700 Ohm	8		Basic Check Weighing	S	-	
Supplied Communication Port		RS232 Bidirectional		Advanced Check Weighing	-	S	
Converter		RS485 (Model #C0080)		Products	1	S	
		20 mA (Model #C0081)		Ring Network	S	S	
		Bluetooth (Model #C0200)		Bluetooth Accessory	A	A	
Inputs		1		Set Point Outputs	S	S	
Outputs		3		Units lb/kg Switching	S	S	
Networking		•		Units lb/kg/oz/g /lb-oz Switching	S	S	
Units - Switchable (Firmware A319)		lb/oz/grams		Units on Power Key or Function Key	S	-	
Units - Fixed (Firmware K307)		lb/oz/kg/g/ton		Dual Range & Gravity Compensation	S	S	
Product Storage		5		Linearization	S	S	
Check Weigh Bands		3		Animal Weighing	S	-	
Counting		•		Quick Calibration	S	S	
CASLink		Optional USB Cable PC Software Included					
Clock Calendar		•					
Configurable "sleep" mode option		•					

Industrial

R400 Series



Industrial Weight Controller



- ABS or Stainless Steel Models
- Connect up to 16 - 350 ohm Load Cells
- Supplied Bi-directional RS232 & Transmit only RS485
- Up to 8 Function Inputs • Up to 8 Weight Related Setpoints
- Approvals: NTEP - 11-050
- Country of Origin: Assembled in the USA from globally sourced components

		R420	R423	
Panel Mount		•	•	
Desk Mount/Enclosure		IP65 Rated	IP66 Rated	
Enclosure	Hi Tech Plastic Alloy	•	-	
	Stainless Steel	-	•	
Power	110-240 VAC	•	•	
	12-24 DC	Optional	Optional	
# of Load Cells	@ 350 Ohm	16		
	@ 700 Ohm	32		
Supplied Communication Port*		RS232 Bidirectional & RS485 Transmit Only		
Function Inputs		Up to 8		
Weight Related Set Points		Up to 8		
Networking		•		
Clock Calendar		•		
Custom Printing		•		
Clear Protective Covers		Optional (R420)		
Application Software		K401	K402	K410
Unit Switching (lb/kg/custom)		•	•	-
Dual Range %		•	•	•
Products/Recipes/Trucks		1	250	100
Hold & Peak Hold		•	•	-
Counting		•	•	-
Report Printing		•	•	•
Totalizing Printing		•	•	•
Logic Setpoints		•	•	•
Positive/Negative Batching		-	-	•
Time Based Batching		-	-	•
Batch Suspend		-	-	•
Fill, Dump, & Pulse Stages		-	-	•
Inflight Jogging		-	-	•
Batching		-	-	3 Stages
Materials		-	-	1
Speeds for Fill		-	-	3

* If you use the supplied communication port, you can only add one serial communication module. If you do not use the supplied communication port, you can add up to two serial communication modules.

Item #	Model	List Price	Dealer Prices
R420-01-PM	R420 - AC PS, Panel Mount, K401	587.00	352.20
R420-01-DM	R420 - AC PS, Desk Mount, K401	716.00	429.60
R420-02-PM	R420 - AC PS, Panel Mount, K402	725.00	435.00
R420-02-DM	R420 - AC PS, Desk Mount, K402	856.00	516.60
R420-10-PM	R420 - AC PS, Panel Mount, K410	719.00	431.40
R420-10-DM	R420 - AC PS, Desk Mount, K410	849.00	509.40
R423-01-PM	R423 - AC PS, Panel Mount, K401	749.00	449.40
R423-01-DM	R423 - AC PS, Desk Mount, K401	987.00	592.20
R423-02-PM	R423 - AC PS, Panel Mount, K402	889.00	533.40
R423-02-DM	R423 - AC PS, Desk Mount, K402	1,125.00	675.00
R423-10-PM	R423 - AC PS, Panel Mount, K410	879.00	527.40
R423-10-DM	R423 - AC PS, Desk Mount, K410	1,118.00	670.80
R423-05-DM	R423 - K405 Truck/Axle Program, weigh-in/out, memory for 250 trucks, 2/3 std comm ports, unit switching. Add comm. module when used with remote display/printer	1,260.00	745.00

OPTIONS

Item #	Description	List Price	Dealer Price
C4201	Module, RS232/RS232	135.00	94.50
C4202	Module, RS232/RS485	135.00	94.50
C4203	Module, RS485/RS485	135.00	94.50
C4301	Module, I/O 1-8	167.00	116.90
C4311	Module, I/O 9-16	183.00	128.10
C4321	Module, I/O 17-24	183.00	128.10
C4331	Module, I/O 25-32	183.00	128.10
C4302	Module, 4 Button Input	92.00	64.40
C4401	Module, Analog Output	258.00	180.60
C4003	Wall Mount, Stainless	32.00	22.40
C4005	Clear Protective Cover (R420)	52.00	36.40
C4009	Physical Seal	8.00	5.60
C4103	Battery Pack, NiMH, IP65 for R42X	210.00	147.00
C4501	Data Storage Module	167.00	116.90
C4901	Relay Output PCB, DIN-Rail kit	150.00	150.00
C4902	Cable, M4901 to Module	30.00	21.00
C10012	Cable, Serial CASLink-USB	48.00	33.60
C10062	USB to RS232 Serial Interface (Tinned End)	66.00	56.20
C0081	Module, 20mA Converter		
C0200	Bluetooth serial adapter	231.00	161.70
C4113	Desk Mount with Power Supply	129.00	90.30

Industrial

CAS Tracker



Washdown Indicator

Whether used for simple labeling, data acquisition or industry specific labeling & traceability requirements...

...Tracker provides the versatility to meet today's rigorous industrial demands while ensuring the ability to change as needs grow!

Tracker includes the CAS R423 SMART programmable indicator with Lua memory module, multi-line display, easy to use keypad w/function keys, versatile human readable and bar code labeling software, and the ability to store and export all transaction data which can be sorted to provide meaningful report data.

System configuration parameters are entered, stored, or edited on a customer supplied PC via a CAS supplied CSV file. The CSV file is simply saved on a flash drive and uploaded to Tracker.

A typical Tracker workstation consists of a CAS R423 stainless steel enclosed, IP66 rated, Smart controller with multi-line display, CAS 423 Lua/Ethernet module, CASLink cable, stainless steel indicator desk mount, label printing/report program, and label printer.

Please consult your CAS Factory Representative to discuss label format, report, and custom application needs.

Item #	Model	Est. Ship Weight	List Price	Dealer Price	MAP \$
CAS-TRACKER	R423 SMART programmable indicator with Lua memory module, Stainless Steel IP66 rated enclosure, labeling & traceability firmware, one (1) USB port, desk/wall mount.		2,895.00	1,895.00	N/A
TRACK-CUST	Custom label format and factory configuration (Commercial certification by local installing dealer)	-		500.00	N/A
Platforms					
Enduro DXL	Stainless steel platforms available in 10" x 10", 12" x 12", and 15" x 15" platform sizes from 2 lb to 200 lb capacities - See Enduro DXL Pricing				
Enduro HC	Stainless steel and mild steel platforms available in 18" x 18", 18" x 24", and 24" x 24" platform sizes from 100 lb to 1,000 lb capacities - See Enduro HC Pricing				
Indicator Enclosures					
	Hoffman Style Fiberglass Enclosure - 14" x 12" x 8"		3,795.00	2,710.00	N/A
	Hoffman Style Stainless Steel Enclosure		4,295.00	3,170.00	N/A
Printers (with cables)					
GK420D	Direct label printer with peeler and 6' USB cable		665.00	459.00	N/A
ZD420D	Direct label printer with peeler and 6' USB cable		665.00	459.00	N/A
ZT410D	Direct thermal printer with label rewind, peeler, 6' USB cable		2,295.00	1,690.00	N/A
ZT410T	Thermal transfer printer with label rewind, peeler, and 6' USB cable		2,295.00	1,690.00	N/A
Additional Options					
	Stainless Steel Adjustable Bench Stand	Custom Options - Consult Factory			
	Stainless Steel Clam Shell or Industrial Style Printer Enclosures	Custom Options - Consult Factory			
	Washdown Keyboard	Custom Options - Consult Factory			
	Configurable Light Tower - Tracker I/O Module required	Custom Options - Consult Factory			
	Scanner/Reader	Custom Options - Consult Factory			
	4" x 2", 4" x 3", 4" x 4" Label Rolls - 1" or 3" Core Available	Custom Options - Consult Factory			



▲ **Hoffman Style Enclosure**
Fiberglass/Stainless Steel



▲ **Industrial Printers**



▲ **"Clam Shell" Printers**



▲ **Washdown Printer Enclosures**



▲ **Stainless Steel Workstation Stand**

Printers



▲ Godex DT4X Label Prin



▲ Godex DT2X Label Printer

Printer Compatibility

DLP-50 Label Printer	DT2X/4X Label Printer	DEP-50 Receipt Printer	Epson TM-U295 Slip Printer	Epson TM-U295 Slip Printer
CI-200 Series	S2000 Jr	BW Series	BW Series	BW Series
EB Series	CI-100A	CI-200 Series	CI-200 Series	CI-200 Series
EC Series		CI-2001 Series	CI-2001 Series	CI-2001 Series
EC-2 Series		EB Series	DL Series	DL Series
ED Series		EC Series	EB Series	EB Series
S2000 Jr		EC-2 Series	EC Series	EC Series
		ED Series	EC-2 Series	EC-2 Series
		PB Series	ED Series	ED Series
		RW-S/L	PB Series	PB Series
		S2000 Jr	RW-AW	RW-AW
			RW-S/L	RW-S/L

Printers for Scale Products

Item #	Model	Est. Ship Weight	List Price	Dealer Price	% Off List
DEP-50	DEP-50 Receipt Printer	5 lbs	299.00	199.00	33%
DLP-50	DLP-50 Label Printer	5 lbs	299.00	199.00	33%
DT2X	DT2X Label Printer		345.00	207.00	40%
DT4X	DT4X Label Printer		385.00	231.00	40%
TM-U295	Epson TM-U295 Printer with power supply	9 lbs	599.00	390.00	35%



▲ DEP-50 Receipt Printer



▲ DLP-50 Label Printer



▲ Epson TM-U295 Slip Printer

Industrial

Printers

DEP-50 Receipt Printer

Specifications	
Printing System	Line thermal dot printing
Printing Width	48 mm (384 dots/line)
Dot Density	8 dots/mm (width, length)
Paper Feed Pitch	0.125 mm
Printing Speed	Approx. 11 lines/sec (at maximum)
Printing Columns & Character Size	32 columns (12 x 24 Font A) 1.25 x 3.00 mm 42 columns (9 x 16 Font B) 0.88 x 1.92 mm
Line Interval	Initial value: 4.23 mm (1/6 inch)
Character Types	Alphanumeric characters, symbols, international characters
Character Code	IBM Characters
Barcode Type	UPC-A/E, JAN (EAN) 13-/8-column, ITF, CODE 39, CODE 128, CODABAR
Paper	Thermal paper roll: 58 + 0/1 mm x Ø83 (max) mm, 60~75 µm thick
Interface	Serial (RS-232C)
Input Buffer	64 KB
AC Adapter	Rated input: 100~240 V, 50/60 Hz, 40 VA Rated output: 12 V DC, 3A
Power Consumption	Non-Printing: Approx. 2 W Printing: Approx. 15 W (approx. 20 W max)
Weight	Printer: 1.65 lb / 750 grams AC Adaptor: 0.77 lb / 350 grams
Dimensions (W x D x H)	4.17 x 7.2 x 4.96 inches / 106 x 183 x 126 mm
Operating Temp	5~40 °C, 35~85% RH (no dew condensation)
Storage Temp	-20~60 °C, 10~90% RH (no dew condensation)
Cable	9 pin male to 9 pin male serial cable included

Epson TM-U295 Slip Printer

Specifications	
Printing System	7-pin, shuttle impact dot matrix
Print Font	5 x 7 / 7 x 7
Column Capacity	35 / 42 columns
Character Size	1.6 x 2.9 mm (WxH) / 1.3 x 2.9 mm (WxH) (0.063 x 0.114" / 0.051 x 0.114")
Character Set	95 Alphanumeric, 32 International, 128 x 3 Graphic
Characters / 25.4 mm	13.5 cpi / 16.2 cpi
Print Speed	2.1 lps
Data Buffer	512 bytes or 35 bytes
Interfaces	RS-232C / Bi-directional parallel
Paper Dimensions	Slip: 80 to 182 x 69 to 257 mm (WxL) / (3.15 to 7.17 x 2.72 to 10.12")
Paper Thickness	0.09 to 0.35 mm (0.0035 to 0.0137")
Copy Capability	One original and two copies
Inked Ribbon	ERC-27 (purple)
Ribbon Life	1,500,000 characters
Power	24 VDC +/- 10%
Current Consumption	Approx. 600 mA (at 24 VDC)
D.K.D. Function	2 drivers
Reliability	MTBF 180,000 hours / MCBF 7,000,000 lines
Weight	Approx. 1.6 kg (3.5 lb)
Dimensions	7.1 (W) x 7.5 (D) x 4.0 (H) inches / 180 (W) x 190.5 (D) x 101.5 (H) mm

DLP-50 Label Printer

Specifications	
Printing System	Line thermal dot printing
Printing Width	48 mm (384 dots/line)
Dot Density	8 dots/mm (width, length)
Paper Feed Pitch	0.125 mm
Printing Speed	Approx. 11 lines/sec (at maximum)
User Memory	506 KB
Paper	Width: 58 mm / Max Diameter of Roll: 83 mm
Interface	Serial (RS-232C)
Input Buffer	16 KB
AC Adapter	12 V AC/DC Adapter
Weight	Printer: 14.1 oz
Dimensions (W x D x H)	4.17 x 7.2 x 4.96 inches 106 x 183 x 126 mm
Operating Temp	5~40 °C, 35~85% RH (no dew condensation)
Storage Temp	-20~60 °C, 10~90% RH (no dew condensation)
Cable	9 pin male to 9 pin male serial cable included

DT2X/DT4X Label Printer

Specifications		
Print Method	Direct Thermal	
Resolution	203 dpi (8 dots/mm)	
Print Speed	7 IPS (177 mm/s)	
Print Width	2.12" (54 mm)	
Print Length	Min 0.16" (4 mm)** / Max 68" (1727 mm)	
Processor	32 Bit RISC CPU	
Memory	Flash	4 MB Flash (2 MB for user storage)
	SDRAM	16 MB
Sensor Type	Fixed transmissive sensor, central aligned, adjustable reflective sensor	
Media	Types	Continuous form, gap labels, black mark sensing, and punched hole; label length set by autosensing/programming
	Width	Min 0.6" (15 mm) ~ Max 2.36" (60 mm)
	Thickness	Min 0.0024" (0.06 mm) ~ Max 0.008" (0.2 mm)
	Roll Dia.	Max 5" (127 mm)
	Core Dia.	1" (25.4 mm), 1.5" (38.1 mm)
Printer Language	EZPL, GEPL, GZPL Auto Switch	
Interface	USB 2.0 / Serial Port: RS-232 (DB-9) / IEEE 802.3 10/100 Base-Tx Ethernet port (RJ-45)	
Control Panel	One Tri-color LED: Power (Green, Orange, and Red) Function Key: FEED	
Power	Auto Switching 100~240V AC, 50~60Hz	
Real Time Clock	Standard	
Environment	Oper. Temp	41° F to 104° F / 5 ° C to 40 ° C
	Storage Temp	-4° F to 122° F / -20 ° C to 50 ° C
Humidity	Operation	30 - 85%, non-condensing
	Storage	10 - 90%, non-condensing
Approvals	CE (EMC), FCC Class A, CB, cUL and CCC	
Dimension	6.53" / 166 mm	
Weight	2.65 lbs / 1.2 kg	
Options & Accessories	Label Dispenser, Print Head, Labels	

EC-2 Series



▲ EC-2 Series

▲ EC-2 Series: Light Tower & Relay

Dual Channel Counting Scale

- 6, 15, 30, & 60 lb Capacities
- Easily Connect Second Platform to Expand Capacity
- Up to 4 External Devices can be used simultaneously
- Save Up to 200 Presets
- Lb/kg or lb/g Switchable
- Internal Resolution - 1/600,000
- Optional Receipt Printers / Label Printer
- Optional Light Tower
- Country of Origin: China




Model		EC-6	EC-15	EC-30	EC-60	
Capacity & Resolution	lb	6 x 0.0002 lbs	15 x 0.0005 lbs	30 x 0.001 lbs	60 x 0.002 lbs	
	kg	3 x 0.0001 kg	6 x 0.0002 kg	15 x 0.0005 kg	30 x .001 kg	
	g	3,000 x 0.1 g	6,000 x 0.2 g	15,000 x 0.5 g	30,000 x 1 g	
Dimensions W x D x H	Inch	13 x 13.6 x 4.2		Platform Size W x D	Inch	12 x 8.7
	mm	330 x 346 x 107			mm	306 x 222

MODELS - EC-2 Series

Item #	Model	Est. Ship Weight	List Price	Dealer Price	% Off List	MAP \$
EC2-6	EC2 Dual Channel Counting Scale - 6 lb capacity	13 lbs	450.00	247.50	45%	450.00
EC2-15	EC2 Dual Channel Counting Scale - 15 lb capacity	13 lbs	450.00	247.50	45%	450.00
EC2-30	EC2 Dual Channel Counting Scale - 30 lb capacity	13 lbs	450.00	247.50	45%	450.00
EC2-60	EC2 Dual Channel Counting Scale - 60 lb capacity	13 lbs	450.00	247.50	45%	450.00

OPTIONS

Item #	Description	Ship Weight	List Price	Dealer Price
ECLT	Light Tower & Relay	6 lbs	250.00	138.00
	Remote Platforms	Please Call Your Sales Representative		
	HFS Series Floor Scale	See Floor Scales		
DEP-50	Receipt Printer	5 lbs	299.00	199.00
DLP-50	Label Printer	5 lbs	299.00	199.00
TMU295	Epson TM-U295 Slip Printer	9 lbs	599.00	390.00

Optional printers available for the EC-2 Series Counting Scale		
		
DLP-50 Label Printer	DEP-50 Receipt Printer	Epson TM-U295 Slip Printer
4.17(W)x7.2(D)x4.96(H)	4.17(W)x7.2(D)x4.96(H)	7.1(W)x7.5(D)x4.0(H)

Industrial

SC Series



▲ SC Series

Counting Scale

- 10, 25, & 50 lb Capacities
- 1,000 Items with Weight & Tare Weight Memory
- Kg/lb Switchable
- Accumulation Feature
- Internal Resolution - 1/250,000
- AC Operated
- Country of Origin: South Korea

Model		SC-05P	SC-10P	SC-25P	
Capacity & Resolution	lb	10 x 0.002 lbs	25 x 0.005 lbs	50 x 0.01 lbs	
	kg	5 x 0.001 kg	10 x 0.002 kg	25 x 0.005 kg	
Dimensions W x D x H	Inch	15.3 x 14.3 x 6.4	Platform Size W x D	Inch	14.6 x 10.9
	mm	389 x 363 x 163		mm	371 x 277

MODELS - SC Series

Item #	Model	Est. Ship Weight	List Price	Dealer Price	% Off List	MAP \$
SC05P	SC Counting Scale - 10 lb capacity	22 lbs	495.00	272.25	45%	495.00
SC10P	SC Counting Scale - 25 lb capacity	22 lbs	495.00	272.25	45%	495.00
SC25P	SC Counting Scale - 50 lb capacity	22 lbs	495.00	272.25	45%	495.00

Industrial

CPS Series

Pallet Jack Scale



CPS 1/2

- Built-in Printer
- NTEP Capacities: 3,000 x 1 lb & 5,000 x 2 lbs
- LCD with Backlight (CI-2001B Indicator)
- Kg/lb Switchable
- Rechargeable Battery, AC Adapter Included
- Approvals: NTEP - 09-003
- Country of Origin: South Korea

CPS-Plus (Not Legal for Trade)

- Capacity: 5,000 x 1 lb
- LCD with Backlight (CI-201A Indicator)
- 2 convenient storage boxes for documents and tools
- Country of Origin: China - Tariff applied if applicable



◀ CPS Plus



▶ CPS-1/CPS-2

Model		CPS-1	CPS-2	CPS Plus
Capacity & Resolution	lb	3,000 x 1 lb	5,000 x 2 lbs	5,000 x 1 lb
	kg	1,000 x 0.5 kg	2,000 x 1 kg	2,000 x 0.5 kg

For detailed dimensions - please see the CPS Series brochure at www.cas-usa.com

MODELS - CPS Series

Item #	Model	Est. Ship Weight	List Price	Dealer Price	% Off List	17% Tariff Surcharge	MAP \$
CPS-1A Special Order	CPS-1 Model A * (3,000 x 1 lb) - NTEP 21.3 (W) x 42.5 (D) x 45 (H)	370 lbs	2,995.00	1,647.25	45%	280.04	2,096.50
CPS-1B Special Order	CPS-1 Model B * (3,000 x 1 lb) - NTEP 24.4 (W) x 42.5 (D) x 45 (H)	370 lbs	2,995.00	1,647.25	45%	280.04	2,096.50
CPS-1	CPS-1 Model C (3,000 x 1 lb) - NTEP 27.8 (W) x 47.2 (D) x 45 (H)	370 lbs	2,995.00	1,647.25	45%	280.04	2,096.50
CPS-2A Special Order	CPS-2 Model A* (5,000 x 2 lb) - NTEP 21.3 (W) x 42.5 (D) x 45 (H)	370 lbs	2,995.00	1,647.25	45%	280.04	2,096.50
CPS-2B Special Order	CPS-2 Model B* (5,000 x 2 lb) - NTEP 24.4(W) x 42.5 (D) x 45 (H)	370 lbs	2,995.00	1,647.25	45%	280.04	2,096.50
CPS-2	CPS-2 Model C (5,000 x 2 lb) - NTEP 27.8 (W) x 47.2 (D) x 45 (H)	370 lbs	2,995.00	1,647.25	45%	280.04	2,096.50
CPS Plus	CPS Plus (5,000 x 1 lb) 27.8(W) x 47.2 (D) x 45 (H)	360 lbs	1,695.00	1,101.75	35%	187.30	1,356.00

*Models A and B are special order

OPTIONS


Item #	Description	Ship Weight	List Price	Dealer Price
TS28050	2 1/4 x 80ft (55g), Thermal Paper Roll, 50 Rolls/case for CPS 1/2 and CPS Plus	10 lbs	32.00	18.00
RCP6	Optional Thermal Printer for CPS Plus (YJ-310P)		363.00	200.00
RCP3	Printer Ribbon for CPS 1/2		36.00	18.00
RCP5	Printer Ribbon for CPS 1/2		36.00	18.00

RW-S/RW-L Series

Wheel Weigher



- 10,000 lb & 20,000 lb Capacities
- 1 Inch LCD Display
- Kg/lb Switchable
- 12 "AA" Rechargeable Included
- Charging Adapter Included
- Class III Approved/Highway Law Enforcement
- Approvals: NTEP - 03-047PA1
- Country of Origin: South Korea



▲ RW-S Series

Overall Size: 18.5(W)x21(D)x2.3(H)



▲ RW-L Series

Overall Size: 29.3(W)x22.5(D)x2.6(H)

Model		RW-5	RW-10	RW-5 NTEP	RW-10 NTEP
Capacity & Resolution	lb	10,000 x 5 lb	20,000 x 10 lbs	10,000 x 50 lb	20,000 x 10 lbs
	kg	5,000 x 2 kg	10,000 x 5 kg	5,000 x 20 kg	10,000 x 20 kg

MODELS - RW-S/RW-L Series

Item #	Model	Est. Ship Weight	List Price	Dealer Price	% Off List	MAP \$
NTEP Approved Models						
RW-05S	RW-5S Wheel Weigher Pad - 10K Capacity	66 lbs	1,695.00	1,017.00	40%	1,356.00
RW-05L	RW-5L Wheel Weigher Pad - 10K Capacity	102 lbs	2,195.00	1,317.00	40%	1,756.00
RW-10S	RW-10S Wheel Weigher Pad - 20K Capacity	66 lbs	1,695.00	1,017.00	40%	1,356.00
RW-10L	RW-10L Wheel Weigher Pad - 20K Capacity	102 lbs	2,195.00	1,317.00	40%	1,756.00
RW-05S(NTEP)	RW-5S Wheel Weigher Pad - 10K Capacity - NTEP	66 lbs	1,695.00	1,017.00	40%	1,356.00
RW-05L(NTEP)	RW-5L Wheel Weigher Pad - 10K Capacity - NTEP	102 lbs	2,195.00	1,317.00	40%	1,756.00
RW-10S(NTEP)	RW-10S Wheel Weigher Pad - 20K Capacity - NTEP	66 lbs	1,695.00	1,017.00	40%	1,356.00
RW-10L(NTEP)	RW-10L Wheel Weigher Pad - 20K Capacity - NTEP	102 lbs	2,195.00	1,317.00	40%	1,756.00

OPTIONS

Item #	Description	Product Weight	List Price	Dealer Price
WRW3	Totalize Cable - Length 22 ft	2 lbs	95.00	57.00
B20RD	Beacon 20 Remote Display	6 lbs	845.00	507.00
B45RD	Beacon 45 Remote Display	20 lbs	1,460.00	876.00
B65RD	Beacon 65 Remote Display	30 lbs	1,695.00	1,017.00
C62-196	2 Pad Travel Case for RW-S	40 lbs	929.00	696.75
C62-194	2 Pad Travel Case for RW-L	55 lbs	1,119.00	839.25
C62-197	4 Pad Travel Case for RW-S	57 lbs	1,099.00	824.25
C62-192	4 Pad Travel Case for RW-L	79 lbs	1,290.00	967.50
C62-193	6 Pad Travel Case for RW-S	72 lbs	1,346.00	1,009.50
C62-195	6 Pad Travel Case for RW-L	103 lbs	1,520.00	1,140.00
DEP-50	Receipt Printer	5 lbs	299.00	199.00
TMU295	Epson TM-U295 Slip Printer	9 lbs	599.00	390.00



RW-S 2 Pad Case ▲



RW-S 6 Pad Case ▲


▲ Beacon 45 Remote Display



RWT Series

Wireless Wheel Weighers

- 10K, 20K, 30K & 40K lb Capacities
- Portable Wheel Weigher
- Lightweight Urethane Ramps
- Low Profile Platform Size - Only 1.4 inches / 34 mm High
- Includes two (2) Rechargeable Li-Po Batteries/Adapter/Two Ramps
- ZigBee Wireless Technology • IP66 Rated
- Country of Origin: South Korea




▲ RWT Series



▲ RWT-5000F Indicator

Multi-Platform Wireless Indicator

- Used with RWT-F Platform
- ZigBee wireless communication
- Connects up to 12 Wireless Platforms Simultaneously
- Built-In Thermal Printer • USB & RS-232C Ports
- Memory For Up To 10K Vehicles



▲ Urethane Dummy Plates w/Platform



◀ ZCC1 Rechargeable Lithium Polymer (Li-Po) Battery Pack



▼ CRD-2300F/3000F



Wheel Weigher Kits

Include the RWT-5000F and Travel Case easily by ordering the correct item #



2-Pad Travel Case ▶

Travel cases are custom manufactured - Lead time: 2-3 weeks

Industrial

Model	# of Pads	Item #	Travel Case & RWT-5000F Indicator	Ship Weight	List Price	Dealer Price
RWT-505F	1	RWT-505F	No	40 lbs	1,900.00	1,235.00
	2	RWT-505F-K2	Yes	80 lbs	5,999.00	3,899.00
	4	RWT-505F-K4	Yes	120 lbs	9,999.00	6,499.00
	6	RWT-505F-K6	Yes	160 lbs	13,999.00	9,099.00
RWT-705F	1	RWT-705F	No	64 lbs	3,000.00	1,950.00
	2	RWT-705F-K2	Yes	128 lbs	8,399.00	5,459.00
	4	RWT-705F-K4	Yes	256 lbs	14,679.00	9,541.00
	6	RWT-705F-K6	Yes	512 lbs	20,889.00	13,578.00
RWT-710F	1	RWT-710F	No	64 lbs	3,000.00	1,950.00
	2	RWT-710F-K2	Yes	128 lbs	8,399.00	5,459.00
	4	RWT-710F-K4	Yes	256 lbs	14,679.00	9,541.00
	6	RWT-710F-K6	Yes	512 lbs	20,889.00	13,578.00
RWT-715F	1	RWT-715F	No	64 lbs	3,000.00	1,950.00
	2	RWT-715F-K2	Yes	128 lbs	8,399.00	5,459.00
	4	RWT-715F-K4	Yes	256 lbs	14,679.00	9,541.00
	6	RWT-715F-K6	Yes	512 lbs	20,889.00	13,578.00
RWT-910F	1	RWT-910F	No	40 lbs	3,500.00	2,275.00
	2	RWT-910F-K2	Yes	80 lbs	9,199.00	5,979.00
	4	RWT-910F-K4	Yes	120 lbs	15,949.00	10,367.00
	6	RWT-910F-K6	Yes	160 lbs	22,899.00	14,884.00
RWT-915F	1	RWT-915F	No	64 lbs	3,500.00	2,275.00
	2	RWT-915F-K2	Yes	128 lbs	9,199.00	5,979.00
	4	RWT-915F-K4	Yes	256 lbs	15,949.00	10,367.00
	6	RWT-915F-K6	Yes	512 lbs	22,899.00	14,884.00
RWT-920F	1	RWT-920F	No	64 lbs	3,800.00	2,470.00
	2	RWT-920F-K2	Yes	128 lbs	10,299.00	6,694.00
	4	RWT-920F-K4	Yes	256 lbs	18,299.00	11,894.00
	6	RWT-920F-K6	Yes	512 lbs	25,899.00	16,834.00
M Type Conversion						Add \$30 per pad Deduct \$975 for Ind.
CRD-2300F				5 lbs	400.00	240.00
CRD-3000F				7 lbs	500.00	280.00

RW Travel Cases



▲ C62-179



▲ C62-180



▲ C62-181



▲ C62-182



▲ C62-183



▲ C62-184



▲ C62-185



▲ C62-186



▲ C62-187



▲ C62-188



▲ C62-189




▲ C62-190

Industrial

Item #	Model	Product Weight	List Price	Dealer Price	% Off List
C62-179	Travel Case for RWT-505 Series - 2 Pad	46 lbs	699.00	524.25	25%
C62-180	Travel Case for RWT-505 Series - 4 Pad	62 lbs	869.00	651.75	25%
C62-181	Travel Case for RWT-505 Series - 6 Pad	80 lbs	1,049.00	786.75	25%
C62-182	Travel Case for RWT-700 Series - 2 Pad	57 lbs	969.00	726.75	25%
C62-183	Travel Case for RWT-700 Series - 4 Pad	78 lbs	1,179.00	884.25	25%
C62-184	Travel Case for RWT-700 Series - 6 Pad	92 lbs	1,389.00	1,041.75	25%
C62-185	Travel Case for RWT-910/915 - 2 Pad	63 lbs	1,219.00	914.25	25%
C62-186	Travel Case for RWT-910/915 - 4 Pad	89 lbs	1,399.00	1,049.25	25%
C62-187	Travel Case for RWT-910/915 - 6 Pad	115 lbs	1,799.00	1,349.25	25%
C62-188	Travel Case for RWT-920 - 2 Pad	73 lbs	1,249.00	936.75	25%
C62-189	Travel Case for RWT-920 - 4 Pad	103 lbs	1,599.00	1,199.25	25%
C62-190	Travel Case for RWT-920 - 6 Pad	135 lbs	1,899.00	1,424.25	25%
C62-196	Travel Case for RW-S - 2 Pad	40 lbs	929.00	696.75	25%
C62-194	Travel Case for RW-L - 2 Pad	55 lbs	1,119.00	839.25	25%
C62-197	Travel Case for RW-S - 4 Pad	57 lbs	1,099.00	824.25	25%
C62-192	Travel Case for RW-L - 4 Pad	79 lbs	1,290.00	967.50	25%
C62-193	Travel Case for RW-S - 6 Pad	72 lbs	1,346.00	1,009.50	25%
C62-195	Travel Case for RW-L - 6 Pad	103 lbs	1,520.00	1,140.00	25%

Travel cases are custom manufactured - Lead time: 2-3 weeks

RW-X200 Series



Heavy Duty Portable Axle Weighers

- RW-X200 - 60K lb Capacity per set (one set = 2 axle weighing scales)
- Install on top of concrete, asphalt, or well-compacted gravel
- Constructed with I-beams for superior strength
- Stainless Steel, side access NEMA 4X Junction Box • Interconnect cables with military grade connectors
- 1/2" Tread Plate Decking for ultimate durability • Detachable ramps w/fully plated bottom support & lag down plates
- Resolution: 20 lbs
- Country of Origin: USA

Built to Last: Heavy Duty I-Beam construction with 1/2" tread plate decking. No moving suspension parts to wear. No load cell feet to bend or break.

MODELS - RW-X200 Series

Item #	Model	Est. Ship Weight	List Price	Dealer Price	% Off List
Prices reflect set of 2 platforms - Scales & ramps sold separately					
RW-X200-84	RW-X200 Portable Axle Weigher - 7 ft		7,725.00	5,021.25	35%
RW-X200-120	RW-X200 Portable Axle Weigher - 10 ft		8,615.00	5,599.75	35%
RW-X200-144	RW-X200 Portable Axle Weigher - 12 ft		9,450.00	6,142.50	35%
RW-X200-168	RW-X200 Portable Axle Weigher - 14 ft		12,690.00	8,248.50	35%

OPTIONS

Item #	Description	Ship Weight	List Price	Dealer Price
RW-X200-R03	Ramp for RW-X200 Platform - 30" - Set of Four		1,795.00	1,166.75
RW-2601P	RW-2601P Portable Indicator/Printer		1,425.00	1,017.00
R423-SE-05	R423 SS Indicator w/K405 Truck Scale Software		1,260.00	745.00
D732	Remote Display - 3" LED display with green/red traffic light (Use w/R423-SE-05)		860.00	516.00

Choose from a variety of CAS scale indicators, controllers, remote displays, and printers to meet all your weighing and data accumulation needs! Contact CAS for RF data transfer needs.

Note: Load cell cables from platform to platform and to indicator is extra.



▲ D732 Remote Display



▲ R423-SE-05 Indicator



▲ RW-2601P Indicator

RW-X300 Series



Heavy Duty Portable Axle Weighers

- RW-X300 60 lb gross scale capacity
- Install on top of concrete, asphalt, or well-compacted gravel
- Three standard platform sizes - *Custom sizes available*
- Constructed with I-beams for superior strength
- 1/2" Tread Plate Decking for ultimate durability
- Four 25K each nickel plated alloy steel load cells
- 150% Full scale overload capacity
- Fully plated bottom support ramps
- Stainless steel side access NEMA 4X junction box
- Country of Origin: USA

Built to Last: Heavy Duty I-Beam construction with 1/2" tread plate decking. No moving suspension parts to wear. No load cell feet to bend or break.

MODELS - RW-X300 Series

Item #	Model	Est. Ship Weight	List Price	Dealer Price	% Off List
* Scales & ramps sold separately*					
RW-X300-108-07	RW-X300 Portable Axle Weigher - 9 ft x 7 ft		8,845.00	5,749.25	35%
RW-X300-108-10	RW-X300 Portable Axle Weigher - 9 ft x 10 ft		9,850.00	6,142.50	35%
RW-X300-120-10	RW-X300 Portable Axle Weigher - 10 ft x 10 ft		12,690.00	8,248.50	35%

OPTIONS

Item #	Description	Ship Weight	List Price	Dealer Price
RW-X300-R09	Ramp for RW-X300 Platform - 9 ft		2,410.00	1,566.50
RW-X300-R10	Ramp for RW-X300 Platform - 10 ft		2,745.00	1,784.25
RW-2601P	RW-2601P Portable Indicator/Printer		1,695.00	1,017.00
R423-SE-05	R423 SS Indicator w/K405 Truck Scale Software		1,260.00	745.00
D732	Remote Display - 3" LED display with green/red traffic light (Use w/R423-SE-05)		860.00	516.00
D841	Remote Display - 4" LED display with green/red traffic light (Use w/R423-SE-05)		1,275.00	795.00

Choose from a variety of CAS scale indicators, controllers, remote displays, and printers to meet all your weighing and data accumulation needs!
Contact CAS for RF data transfer needs.

Note: Load cell cables from platform to platform and to indicator is extra.



▲ D732 Remote Display



▲ R423-SE-05 Indicator



▲ RW-2601P Indicator

Industrial

CAS D732/841



Remote Displays

- Super Bright 3" or 4" LED Display with Red/Green Traffic Control Lights
- Designed for harsh industrial/agricultural applications
- VESA mounting brackets, extruded aluminum housing
- Optically Isolated Port for Lightning Protection

Model		D732	D841
Dimensions	In	19.21 (W) x 5.9 (H) x 3.15 (D)	30.31 (W) x 5.9 (H) x 3.15 (D)
	mm	488 (W) x 150 (H) x 80 (D)	770 (W) x 150 (H) x 80 (D)

MODELS - D700/800

Item #	Model	Est. Ship Weight	List Price	Dealer Price	% Off List
D732	3" Remote Display, Numeric Only LED's with red/green traffic lights with software control. Condec or Rinstrum Protocols		860.00	516.00	40%
D841	4" digit Alphanumeric, Double Row LED's with red/green traffic lights with software control. Auto baud, auto configuration, auto brightness, 90-240VAC, US Line Cord		1,275.00	765.00	40%

OPTIONS

Item #	Description	Ship Weight	List Price	Dealer Price
DA001	Weather hood, D73x coated steel weatherhood that mounts directly on the remote bracket		114.00	79.80
DA002	Weather hood D84x coated steel weatherhood that mounts directly onto the remote bracket		114.00	79.80
DA003	Mounting plate, D730, D820, D840/universal back plate for VESA, RAM© mount, DA007 or similar for pole or wall mounting a remote		62.00	43.40
DA004	Cable for remote configuration/PC to remote cable for configuration tool software		114.00	79.80
DA005	RF data transfer RS232 module/RF Cable replacement, 50 meters, 5 - 12 VDC input, can be powered by remote and indicator, includes both send and receive units		225.00	157.50
DA005-2	Two RF data transfer RS232 modules/RF Cable replacement, 50 meters, 5 - 12 VDC input, can be powered by remote and indicator, includes both send and receive units		450.00	315.00
DA007	Painted aluminum VESA swivel mount. Tilt adjustable for use with D73x and D84x remotes. Use with DA003 Mounting Plate.		170.00	119.00
DT002	External red/green traffic control lights w/software or hardware control. 90-240 VAC & US line cord		569.00	398.30

Beacon Series



▲ Beacon 65 Remote Display



▲ Beacon 45 Remote Display



▲ Beacon 20 Remote Display

Remote Displays

- Super Bright 2"/4.5"/6.5" LED Display
- Auto-Learn Technology
- Weather Proof Enclosure
- Optically Isolated Port for Lightning Protection
- Optional Stainless Steel Enclosure
- Country of Origin: USA/Canada

Use with the following products:

- Caston II Plus
- Caston III Plus
- RW-S/L
- RW-P
- RW-AX

Model		Beacon 20	Beacon 45	Beacon 65
Dimensions	In	12.9 (W) x 6 (H) x 2.25(D)	24 (W) x 10 (H) x 5 (D)	32 (W) x 12 (H) x 5 (D)
	mm	327 (W) x 152 (H) x 157 (D)	610 (W) x 255 (H) x 127 (D)	812 (W) x 305 (H) x 127 (D)

MODELS - Beacon Series

Item #	Model	Est. Ship Weight	List Price	Dealer Price	% Off List
B20RD	Beacon 20 - Super Bright 2" LED Display Viewing range in excess of 50 feet	13 lbs	850.00	507.00	40%
B45RD	Beacon 45 - Super Bright 4.5" LED Display Viewing range in excess of 250 feet		1,460.00	876.00	40%
B65RD	Beacon 65 - Super Bright 6.5" LED Display Viewing range in excess of 300 feet		1,695.00	1,017.00	40%

OPTIONS

Item #	Description	Ship Weight	List Price	Dealer Price
Beacon 20 Options				
B20RD-01	Stainless Steel Enclosure		Add \$127	76.00
B20RD-02	12V/24V Power Adapter Plate		84.00	55.00
Beacon 45 Options				
B45RD-01	Stainless Steel Enclosure		Add \$740	444.00
B45RD-03	Temperature Module	1 lb	100.00	65.00
B45RD-04	Pole Mount Bracket	8 lbs	126.00	82.00
B45RD-05	Mild Steel Visor	6 lbs	114.00	74.00
Beacon 65 Options				
B65RD-03	Temperature Module	1 lb	100.00	65.00
B65RD-04	Pole Mount Bracket	8 lbs	141.00	92.00
B65RD-05	Mild Steel Visor	8 lbs	122.00	79.00

Customer to supply a clean and separate source of power, mounting poles (if applicable), and all communication cable. Consult factory for stainless steel enclosure lead time.

Industrial

NC-1 Series



NC-1 Series ▶

Crane Scale



- 250 lb - 1,000 lb Capacities
- 1 Inch LCD with Backlight
- Internal 7.4V Rechargeable Battery
- AC Adapter Charger Included
- Kg/lb Switchable
- Environmentally Sealed to IP65 Standards
- Rugged Cast Aluminum Case
- Includes Remote Control
- Approvals: NTEP - 96-164
- Country of Origin: South Korea

Model		NC1-250	NC1-500	NC1-1000
Capacity & Resolution	lb	250 x 0.1 lbs	500 x 0.2 lbs	1,000 x 0.5 lbs
	kg	125 x 0.05 kg	250 x 0.1 kg	500 x 0.2 kg
Dimensions	In	10.2 (W) x 5.3 (H) x 18.9 (D)		
	mm	260 (W) x 134 (H) x 480 (D)		

MODELS - NC-1 Series

Item #	Model	Est. Ship Weight	List Price	Dealer Price	% Off List	MAP \$
NTEP Approved Models						
NC1-250	NC-1 Crane Scale, 250 lb capacity, NTEP	20 lbs	695.00	417.00	40%	695.00
NC1-500	NC-1 Crane Scale, 500 lb capacity, NTEP	20 lbs	695.00	417.00	40%	695.00
NC1-1000	NC-1 Crane Scale, 1,000 lb capacity, NTEP	20 lbs	750.00	450.00	40%	750.00

Caston II Plus

Crane Scale

- 1,000 lb - 10,000 lb Capacities
- 1.2 Inch Red LED Display
- Rechargeable 6V Battery
- Rugged Cast Aluminum Case
- Includes Remote Control, Extra Battery, and Charger
- Add Bluetooth Module and TWN Handheld Indicator for Wireless Capabilities
- Country of Origin: South Korea

Caston II Plus Series ▶



Model		Caston 2 1K	Caston 2 2K	Caston 2 5K	Caston 2 10K
Capacity & Resolution	lb	1,000 x 0.5 lbs	2,000 x 1 lb	5,000 x 1 lb	10,000 x 2 lbs
	kg*	500 x 0.2 kg	1,000 x 0.5 kg	2,000 x 1 kg	5,000 x 1 kg
Dimensions ** (W x H x D)	In	9.1 x 15 x 14.2		9.1 x 18.7 x 14.2	9.1 x 20.4 x 14.2
	mm	230 x 380 x 360		230 x 474.5 x 360	230 x 518.5 x 360

* Contact support dept for lb/kg switching

** For detailed dimensions - please see the Caston II Plus brochure at www.cas-usa.com

MODELS - Caston II Plus Series

Item #	Model	Est. Ship Weight	List Price	Dealer Price	% Off List	MAP \$
CAST2-PLUS(1K)	Caston II Plus Crane Scale, 1K lb capacity, Bluetooth Capable	50 lbs	1,325.00	795.00	40%	1,325.00
CAST2-PLUS(2K)	Caston II Plus Crane Scale, 2K lb capacity, Bluetooth Capable	52 lbs	1,325.00	795.00	40%	1,325.00
CAST2-PLUS(5K)	Caston II Plus Crane Scale, 5K lb capacity, Bluetooth Capable	62 lbs	1,325.00	795.00	40%	1,325.00
CAST2-PLUS(10K)	Caston II Plus Crane Scale, 10K lb capacity, Bluetooth Capable	68 lbs	1,495.00	897.00	40%	1,325.00

OPTIONS

Item #	Description	Ship Weight	List Price	Dealer Price
TWN	TWN Bluetooth Portable Handheld Indicator	4 lbs	550.00	330.00
THB-BT	Bluetooth Module Field Retrofit Kit	2 lbs	200.00	120.00



▲ TWN Bluetooth Portable Handheld Indicator

Industrial

Caston III Plus

Crane Scale

- 10,000 - 100,000 lb Capacities
- Easy to read 1.5 Inch Red LED Display with Sun Visor
- Rechargeable 12V Battery
- Rugged Cast Aluminum Case
- Environmentally Sealed to IP65 Standards
- Convenient, easy to change battery pack
- Includes Remote Control, Extra Battery, and Charger
- Add Bluetooth Module and TWN Handheld Indicator for Wireless Capabilities
- Country of Origin: South Korea

Caston III Plus Series ▶



▲ Standard Remote Control



▲ Caston III Plus BT

▶ Scale Cradle

Included with all 60K and 100K capacity Caston Crane scales



Model		Caston 3 10K	Caston 3 20K	Caston 3 30K	Caston 3 40K	Caston 3 60K	Caston 3 100K
Capacity & Resolution	lb	10,000 x 2 lbs	20,000 x 5 lbs	30,000 x 10 lbs	40,000 x 10 lbs	60,000 x 20 lbs	100,000 x 20 lbs
	kg*	5,000 x 1 kg	10,000 x 2 kg	15,000 x 5 kg	20,000 x 5 kg	30,000 x 10 kg	50,000 x 10 kg
Dimensions ** (W x H x D)	In	11 x 13.1 x 24.8	11(W) x 13.1 x 37.1	11 x 13.1 x 44.5	11 x 13.1 x 54.3	11 x 13.9 x 55.0	22 x 14.3 x 73.2
	mm	279 x 333 x 630	279 x 333 x 942	279 x 333 x 1130	279 x 333 x 1379		

* Contact support dept for lb/kg switching

** For detailed dimensions - please see the Caston II Plus brochure at www.cas-usa.com

MODELS - Caston III Plus/Caston III Plus Series

Item #	Model	Est. Ship Weight	List Price	Dealer Price	% Off List	MAP \$
NTEP Approved Models						
CAST3-PLUS(10K)	Caston III Plus Crane Scale, 10,000 lb capacity, Bluetooth capable	98 lbs	1,950.00	1,170.00	40%	1,560.00
CAST3-PLUS(20K)	Caston III Plus Crane Scale, 20,000 lb capacity, Bluetooth capable	153 lbs	3,250.00	1,950.00	40%	2,600.00
CAST3-PLUS(30K)	Caston III Plus Crane Scale, 30,000 lb capacity, Bluetooth capable	158 lbs	3,750.00	2,250.00	40%	3,000.00
CAST3-PLUS(40K)	Caston III Plus Crane Scale, 40,000 lb capacity, Bluetooth capable	240 lbs	4,300.00	2,580.00	40%	3,440.00
CAST3-PLUS(60K)	Caston III Plus Crane Scale, 60,000 lb capacity, Bluetooth capable *	710 lbs	11,500.00	6,900.00	40%	9,200.00
CAST3-PLUS(100K)	Caston III Plus Crane Scale, 100,000 lb capacity, Bluetooth capable *	1,050 lbs	19,500.00	11,700.00	40%	15,600.00

* Limited Stock - Call for Availability

OPTIONS

Item #	Description	Ship Weight	List Price	Dealer Price
TWN	TWN Bluetooth Portable Handheld Indicator	4 lbs	550.00	330.00
THD-BT	Bluetooth Module Field Retrofit Kit	2 lbs	200.00	120.00

CCB Series

Wireless Crane Scale

- 2,000 lb - 20,000 lb Capacities
- LCD Display with Backlight
- Swivel Crosby Hook
- Includes Two (2) Easy to Change Rechargeable Lithium Polymer (Li-Po) Battery Packs and Adapter
- Includes Infrared Remote Control
- ZigBee Wireless Capabilities
- Country of Origin: South Korea



▲ Infrared Remote Control



▲ CCB Series

Model		CCB-1TLF	CCB-3TLF	CCB-5TLF	CCB-10TLF
Capacity & Resolution	lb	2,000 x 0.5 lbs	5,000 x 1 lb	10,000 x 2 lbs	20,000 x 5 lbs
	kg	1,000 x 0.2 kg	3,000 x 0.5 kg	5,000 x 1 kg	10,000 x 2 kg
Dimensions (W x H x D)	In	8.6 x 10 x 16	8.6 x 10 x 20.7	8.6 x 10 x 20.7	8.6 x 10 x 27.4
	mm	219 x 253 x 407	219 x 253 x 526	219 x 253 x 526	219 x 253 x 696

MODELS - CCB Series

Item #	Model	Est. Ship Weight	List Price	Dealer Price	% Off List	MAP \$
CCB-1TLF	CCB Series Crane Scale 2,000 lb capacity, ZigBee	25 lbs	1,195.00	776.75	40%	1,195.00
CCB-3TLF	CCB Series Crane Scale 5,000 lb capacity, ZigBee	40 lbs	1,295.00	841.75	40%	1,295.00
CCB-5TLF	CCB Series Crane Scale 10,000 lb capacity, ZigBee	45 lbs	1,395.00	906.75	40%	1,395.00
CCB-10TLF	CCB Series Crane Scale 20,000 lb capacity, ZigBee	70 lbs	2,255.00	1,465.75	40%	2,255.00

OPTIONS

Item #	Description	Ship Weight	List Price	Dealer Price
CRD-2300F	Wireless Remote Display - 5 Digit 2.3 Inch Display	5 lbs	400.00	240.00
CRD-3000F	Wireless Remote Display - 5 Digit 3 Inch Display	7 lbs	500.00	280.00
CRC-100	ZigBee Portable Handheld Indicator	3 lbs	350.00	210.00
ZCC1	CPB-100 Lithium Polymer Battery Back - 1 Cell DC 3.7V, 4000mA	1 lb	75.00	45.00

▼ CRD-2300F/3000F



▲ Rechargeable Battery CBP-100



▲ CRC-100

Industrial

TM Series



NEW

▲ TM Series

Tension Meter

- 1,000 lb - 10,000 lb Capacities
- Large 1.2 Inch LCD
- Battery Operated - Four (4) "AA" Batteries
- Kg/lb/N/kN/daN/Ton/Metric Ton Unit Switchable
- Aluminum Enclosure Environmentally Sealed to IP65 Standards
- Set Points for Relay Control
- **Optional ZigBee® Communication**
To utilize the ZigBee® features of the TM Series Tension Meter, you must also purchase the TWN Handheld Portable Indicator.
- Country of Origin: South Korea



Ideal for

- General Crane Scale Applications
- Overload Protection
- Measuring Tension

Model		TMZ-1000LBS	TMZ-2000LBS	TMZ-5000LBS	TMZ-10000LBS
Capacity & Resolution	lb	1,000 x 1 lb	2,000 x 2 lbs	5,000 x 5 lbs	10,000 x 10 lbs
	kg	500 x 0.5 kg	1,000 x 1 kg	3,000 x 2 kg	5,000 x 5 kg
Dimensions (W x H x D)	In	4.7 x 8.7 x 2.1	4.7 x 8.7 x 2.1	4.7 x 8.7 x 2.1	5.1 x 10.2 x 2.4
	mm	120 x 200 x 53	120 x 200 x 53	120 x 200 x 53	130 x 260 x 61

MODELS - TM Series

Item #	Model	Est. Ship Weight	List Price	Dealer Price	% Off List	MAP \$
NTEP Approved Models						
TMZ-1000LBS	TM Series Tension Meter - 1K Capacity		1,100.00	660.00	40%	880.00
TMZ-2000LBS	TM Series Tension Meter - 2K Capacity		1,100.00	660.00	40%	880.00
TMZ-5000LBS	TM Series Tension Meter - 5K Capacity	11 lbs	1,200.00	720.00	40%	960.00
TMZ-10000LBS	TM Series Tension Meter - 10K Capacity	18 lbs	1,600.00	960.00	40%	1,280.00

OPTIONS

Item #	Description	Ship Weight	List Price	Dealer Price
TWN-Z	TWN ZigBee® Portable Handheld Indicator		550.00	330.00



▲ TWN ZigBee Portable Handheld Indicator

Industrial

This page intentionally left blank

CAS-SBM Series

Isolated Tension Mount

- Capacities range from 50 lbs to 20,000 lbs
- Double electrical isolation with teflon insulator and bonding strap
- Unique swivel design combines multidirectional movement with self checking capabilities
- Aircraft grade, stainless steel, load stem provides added strength and durability

Applications

Light to medium capacity hanging hoppers & bins.

Configuration

- Isolated tension mount assembly w/ alloy steel load cell
- Isolated tension mount assembly w/stainless steel load cell
- Isolated tension mount assembly w/stainless steel welded load cell

Load Cells

CAS-SB



Kits

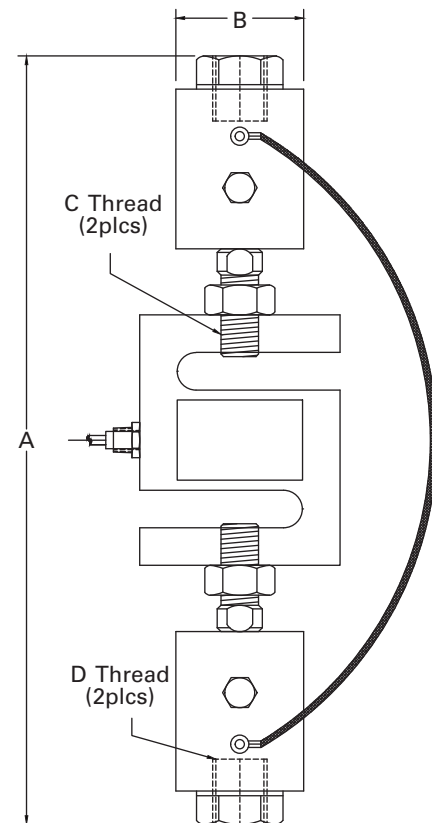
3 Mount or 4 Mount Kits available. Kits will include the CAS SS34AS NEMA 4X Stainless Steel Junction Box with 4 cell signal trim summing card and 25' of cable.

DIMENSIONS

Rated Capacity	Dimensions			
	A	B	C	D
250lbs - 300lbs	9.25	1.50	1/4 - 28UNF	1/4 - 20UNC
500lbs - 2.5K	9.50	1.70	1/2 - 20UNF	1/2 - 13UNC
3K	11.00	1.70	1/2 - 20UNF	1/2 - 13UNC
5K	12.63	2.47	3/4 - 16UNF	3/4 - 10UNC
10K	12.13	2.47	3/4 - 16UNF	3/4 - 10UNC
15K	14.25	2.75	1 - 14UNS	1 1/4 - 7UNC
20K	17.75	3.50	1 1/4 - 12UNF	1 1/2 - 6UNC



Country of Origin: China - Tariff applied if applicable



Mounts/LC

CAS-SBM: Isolated Tension Assembly w/Alloy Steel Load Cell

Capacity per module	Mount	Item #	Ship Weight	List Price	Dealer Price
50 lb*	Mount	CAS-SBM-50L	4 lbs	310.00	179.80
	Kit-3	CAS-SBM-50LK3	15 lbs	1,099.00	637.42
	Kit-4	CAS-SBM-50LK4	19 lbs	1,380.00	800.40
100 lb	Mount	CAS-SBM-100L	4 lbs	310.00	179.80
	Kit-3	CAS-SBM-100LK3	15 lbs	1,099.00	637.42
	Kit-4	CAS-SBM-100LK4	19 lbs	1,380.00	800.40
200 lb	Mount	CAS-SBM-200L	4 lbs	310.00	179.80
	Kit-3	CAS-SBM-200LK3	15 lbs	1,099.00	637.42
	Kit-4	CAS-SBM-200LK4	19 lbs	1,380.00	800.40
250 lb	Mount	CAS-SBM-250L	4 lbs	310.00	179.80
	Kit-3	CAS-SBM-250LK3	15 lbs	1,099.00	637.42
	Kit-4	CAS-SBM-250LK4	19 lbs	1,380.00	800.40
300 lb	Mount	CAS-SBM-300L	4 lbs	310.00	179.80
	Kit-3	CAS-SBM-300LK3	15 lbs	1,099.00	637.42
	Kit-4	CAS-SBM-300LK4	19 lbs	1,380.00	800.40
500 lb	Mount	CAS-SBM-500L	5 lbs	310.00	179.80
	Kit-3	CAS-SBM-500LK3	18 lbs	1,125.00	652.50
	Kit-4	CAS-SBM-500LK4	23 lbs	1,380.00	800.40
750 lb	Mount	CAS-SBM-750L	5 lbs	310.00	179.80
	Kit-3	CAS-SBM-750LK3	18 lbs	1,125.00	652.50
	Kit-4	CAS-SBM-750LK4	23 lbs	1,420.00	823.60
1K	Mount	CAS-SBM-1M	5 lbs	310.00	179.80
	Kit-3	CAS-SBM-1K3	18 lbs	1,125.00	652.50
	Kit-4	CAS-SBM-1K4	23 lbs	1,420.00	823.60

*Non-NTEP Load Cell

Capacity per module	Mount	Item #	Ship Weight	List Price	Dealer Price
1.5K	Mount	CAS-SBM-1AM	5 lbs	310.00	179.80
	Kit-3	CAS-SBM-1AK3	18 lbs	1,125.00	652.50
	Kit-4	CAS-SBM-1AK4	23 lbs	1,420.00	823.60
2K	Mount	CAS-SBM-2M	5 lbs	310.00	179.80
	Kit-3	CAS-SBM-2K3	18 lbs	1,125.00	652.50
	Kit-4	CAS-SBM-2K4	23 lbs	1,420.00	823.60
2.5K	Mount	CAS-SBM-2AM	5 lbs	310.00	179.80
	Kit-3	CAS-SBM-2AK3	18 lbs	1,125.00	652.50
	Kit-4	CAS-SBM-2AK4	23 lbs	1,420.00	823.60
3K	Mount	CAS-SBM-3M	5 lbs	310.00	179.80
	Kit-3	CAS-SBM-3K3	18 lbs	1,099.00	637.42
	Kit-4	CAS-SBM-3K4	23 lbs	1,420.00	823.60
5K	Mount	CAS-SBM-5M	10 lbs	449.00	260.42
	Kit-3	CAS-SBM-5K3	33 lbs	1,499.00	869.42
	Kit-4	CAS-SBM-5K4	43 lbs	1,975.00	1,145.50
10K	Mount	CAS-SBM-10M	10 lbs	449.00	260.42
	Kit-3	CAS-SBM-10K3	33 lbs	1,499.00	869.42
	Kit-4	CAS-SBM-10K4	43 lbs	1,975.00	1,145.50
15K	Mount	CAS-SBM-15M	14 lbs	699.00	405.42
	Kit-3	CAS-SBM-15K3	45 lbs	2,160.00	1,252.80
	Kit-4	CAS-SBM-15K4	59 lbs	2,950.00	1,711.00
20K	Mount	CAS-SBM-20M	28 lbs	1,135.00	658.30
	Kit-3	CAS-SBM-20K3	87 lbs	3,340.00	1,937.20
	Kit-4	CAS-SBM-20K4	115 lbs	4,725.00	2,740.50

Mounts/LC

CAS-SBMS: Isolated Tension Assembly w/Stainless Steel Load Cell

Capacity per module	Mount	Item #	Ship Weight	List Price	Dealer Price
100 lb	Mount	CAS-SBMS-100L	4 lbs	425.00	246.50
	Kit-3	CAS-SBMS-100LK3	15 lbs	1,369.50	794.31
	Kit-4	CAS-SBMS-100LK4	19 lbs	1,826.00	1,059.08
200 lb	Mount	CAS-SBMS-200L	4 lbs	425.00	246.50
	Kit-3	CAS-SBMS-200LK3	15 lbs	1,369.50	794.31
	Kit-4	CAS-SBMS-200LK4	19 lbs	1,826.00	1,059.08
250 lb	Mount	CAS-SBMS-250L	4 lbs	425.00	246.50
	Kit-3	CAS-SBMS-250LK3	15 lbs	1,369.50	794.31
	Kit-4	CAS-SBMS-250LK4	19 lbs	1,826.00	1,059.08
300 lb	Mount	CAS-SBMS-300L	4 lbs	425.00	246.50
	Kit-3	CAS-SBMS-300LK3	15 lbs	1,369.50	794.31
	Kit-4	CAS-SBMS-300LK4	19 lbs	1,826.00	1,059.08
500 lb	Mount	CAS-SBMS-500L	5 lbs	435.00	252.30
	Kit-3	CAS-SBMS-500LK3	18 lbs	1,398.00	810.84
	Kit-4	CAS-SBMS-500LK4	23 lbs	1,864.00	1,081.12
750 lb	Mount	CAS-SBMS-750L	5 lbs	435.00	252.30
	Kit-3	CAS-SBMS-750LK3	18 lbs	1,398.00	810.84
	Kit-4	CAS-SBM-750LK4	23 lbs	1,864.00	1,081.12
1K	Mount	CAS-SBMS-1M	5 lbs	435.00	252.30
	Kit-3	CAS-SBMS-1K3	18 lbs	1,398.00	810.84
	Kit-4	CAS-SBMS-1K4	23 lbs	1,864.00	1,081.12
1.5K	Mount	CAS-SBMS-1AM	5 lbs	435.00	252.30
	Kit-3	CAS-SBMS-1AK3	18 lbs	1,398.00	810.84
	Kit-4	CAS-SBMS-1AK4	23 lbs	1,864.00	1,081.12

Capacity per module	Mount	Item #	Ship Weight	List Price	Dealer Price
2K	Mount	CAS-SBMS-2M	5 lbs	435.00	252.30
	Kit-3	CAS-SBMS-2K3	18 lbs	1,398.00	810.84
	Kit-4	CAS-SBMS-2K4	23 lbs	1,864.00	1,081.12
2.5K	Mount	CAS-SBMS-2AM	5 lbs	435.00	252.30
	Kit-3	CAS-SBMS-2AK3	18 lbs	1,398.00	810.84
	Kit-4	CAS-SBMS-2AK4	23 lbs	1,864.00	1,081.12
3K	Mount	CAS-SBMS-3M	5 lbs	435.00	252.30
	Kit-3	CAS-SBMS-3K3	18 lbs	1,398.00	810.84
	Kit-4	CAS-SBMS-3K4	23 lbs	1,864.00	1,081.12
5K	Mount	CAS-SBMS-5M	10 lbs	599.00	347.42
	Kit-3	CAS-SBMS-5K3	33 lbs	1,996.50	1,157.97
	Kit-4	CAS-SBMS-5K4	43 lbs	2,600.00	1,508.00
10K	Mount	CAS-SBMS-10M	10 lbs	599.00	347.42
	Kit-3	CAS-SBMS-10K3	33 lbs	1,996.50	1,157.97
	Kit-4	CAS-SBMS-10K4	43 lbs	2,600.00	1,508.00
15K	Mount	CAS-SBMS-15M	14 lbs	835.00	484.30
	Kit-3	CAS-SBMS-15K3	45 lbs	2,650.00	1,157.97
	Kit-4	CAS-SBMS-15K4	59 lbs	3,510.00	2,035.80
20K	Mount	CAS-SBMS-20M	28 lbs	1,330.00	771.40
	Kit-3	CAS-SBMS-20K3	87 lbs	4,100.00	2,378.00
	Kit-4	CAS-SBM-20K4	115 lbs	5,550.00	3,219.00

CAS-SBMW: Isolated Tension Assembly w/Stainless Steel Welded Load Cell *

Capacity per module	Mount	Item #	Ship Weight	List Price	Dealer Price
750 lb	Mount	CAS-SBMW-750L	5 lbs	625.00	362.50
	Kit-3	CAS-SBMW-750LK3	18 lbs	2,030.00	1,177.40
	Kit-4	CAS-SBMW-750LK4	23 lbs	2,620.00	1,519.60
1K	Mount	CAS-SBMW-1M	5 lbs	625.00	362.50
	Kit-3	CAS-SBMW-1K3	18 lbs	2,030.00	1,177.40
	Kit-4	CAS-SBMW-1K4	23 lbs	2,620.00	1,519.60
1.5K	Mount	CAS-SBMW-1AM	5 lbs	625.00	362.50
	Kit-3	CAS-SBMW-1AK3	18 lbs	2,030.00	1,177.40
	Kit-4	CAS-SBMW-1AK4	23 lbs	2,620.00	1,519.60
2K	Mount	CAS-SBMW-2M	5 lbs	625.00	362.50
	Kit-3	CAS-SBMW-2K3	18 lbs	2,030.00	1,177.40
	Kit-4	CAS-SBMW-2K4	23 lbs	2,620.00	1,519.60
2.5K	Mount	CAS-SBMW-2AM	5 lbs	625.00	362.50
	Kit-3	CAS-SBMW-2AK3	18 lbs	2,030.00	1,177.40
	Kit-4	CAS-SBMW-2AK4	23 lbs	2,620.00	1,519.60

Capacity per module	Mount	Item #	Ship Weight	List Price	Dealer Price
3K	Mount	CAS-SBMW-3M	5 lbs	625.00	362.50
	Kit-3	CAS-SBMW-3K3	18 lbs	2,030.00	1,177.40
	Kit-4	CAS-SBMW-3K4	23 lbs	2,620.00	1,519.60
5K	Mount	CAS-SBMW-5M	10 lbs	799.00	463.42
	Kit-3	CAS-SBMW-5K3	33 lbs	2,525.00	1,464.50
	Kit-4	CAS-SBMW-5K4	43 lbs	3,275.00	1,899.50
10K	Mount	CAS-SBMW-5M	10 lbs	799.00	463.42
	Kit-3	CAS-SBMW-5K3	33 lbs	2,525.00	1,464.50
	Kit-4	CAS-SBMW-5K4	43 lbs	3,275.00	1,899.50
15K	Mount	CAS-SBMW-5M	10 lbs	1,100.00	638.00
	Kit-3	CAS-SBMW-5K3	33 lbs	3,430.00	1,989.40
	Kit-4	CAS-SBMW-5K4	43 lbs	4,549.00	2,638.42
20K	Mount	CAS-SBMW-5M	10 lbs	1,500.00	870.00
	Kit-3	CAS-SBMW-5K3	33 lbs	4,650.00	2,697.00
	Kit-4	CAS-SBMW-5K4	43 lbs	6,099.00	3,537.42

*Non-NTEP Load Cell

Mounts/LC

CAS-5304LB Series

Tank Mount

Capacities ranging from 220 lbs to 11,000 lbs

- Stainless Steel Construction
- Easy to Install

Applications

Designed for hopper scale, tank weighing systems, and hybrid scale conversions.

Configuration

- Stainless Steel Load Cell with Galvanized Steel Mount
- Stainless Steel Load Cell with Stainless Steel Mount

Load Cells

CAS-ULB

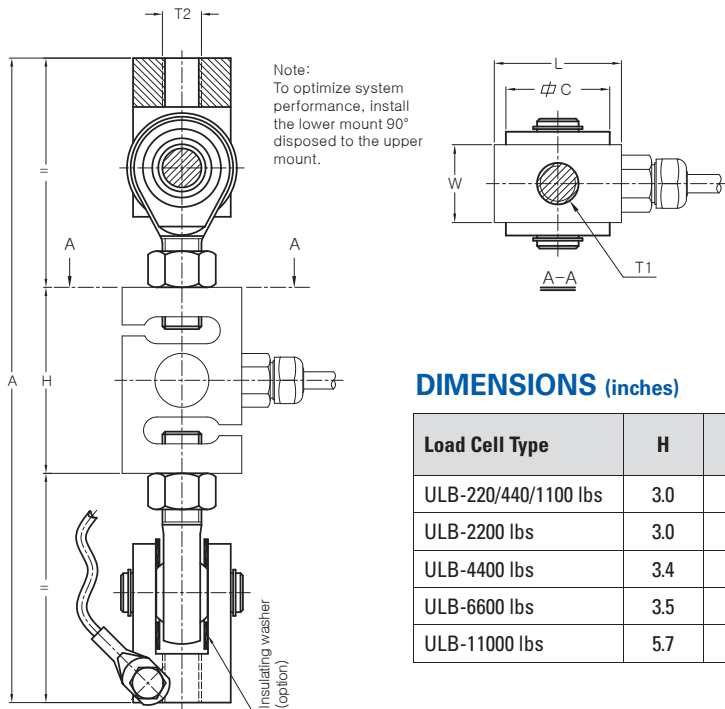


Kits

3 Mount or 4 Mount Kits available. Kits will include the CAS SS34AS NEMA 4X Stainless Steel Junction Box with 4 cell signal trim summing card and 25' of cable.



Country of Origin: Sri Lanka



DIMENSIONS (inches)

Load Cell Type	H	L	W	A	C	T1 (UNF)	T2 (UNC)	Max. safe static load in lbs
ULB-220/440/1100 lbs	3.0	1.9	1.2	8.7	1.2	1/2" - 20	1/2" - 13	225/450/2250
ULB-2200 lbs	3.0	1.9	1.2	10.4	1.6	5/8" - 18	5/8" - 11	4500
ULB-4400 lbs	3.4	3.0	1.2	10.6	1.6	5/8" - 18	5/8" - 11	6750
ULB-6600 lbs	3.5	3.5	1.6	12.2	2.0	3/4" - 16	3/4" - 10	10100
ULB-11000 lbs	5.7	3.6	2.2	16.5	2.4	1" - 12	1" - 8	16860

Mounts/LC

CAS-5304LB: Stainless Steel Load Cell w/Galvanized Steel Mount

Capacity per module	Mount	Item #	Ship Weight	List Price	Dealer Price
220 lb	Mount	CAS-5304LB-2L	5 lbs	425.00	276.00
	Kit-3	CAS-5304LB-2LK3	19 lbs	1,441.00	793.00
	Kit-4	CAS-5304LB-2LK4	24 lbs	1,816.00	999.00
440 lb	Mount	CAS-5304LB-4L	5 lbs	455.00	296.00
	Kit-3	CAS-5304LB-4LK3	19 lbs	1,481.00	815.00
	Kit-4	CAS-5304LB-4LK4	24 lbs	1,886.00	1,037.00
1100 lb	Mount	CAS-5304LB-1M	5 lbs	455.00	296.00
	Kit-3	CAS-5304LB-1K3	19 lbs	1,481.00	815.00
	Kit-4	CAS-5304LB-1K4	24 lbs	1,886.00	1,037.00
2200 lb	Mount	CAS-5304LB-2M	9 lbs	455.00	296.00
	Kit-3	CAS-5304LB-2K3	31 lbs	1,481.00	815.00
	Kit-4	CAS-5304LB-2K4	40 lbs	1,886.00	1,037.00
4400 lb	Mount	CAS-5304LB-4M	9 lbs	675.00	439.00
	Kit-3	CAS-5304LB-4K3	31 lbs	2,191.00	1,205.00
	Kit-4	CAS-5304LB-4K4	40 lbs	2,766.00	1,521.00
6600 lb	Mount	CAS-5304LB-6M	9 lbs	1,650.00	1,073.00
	Kit-3	CAS-5304LB-6K3	31 lbs	4,916.00	2,704.00
	Kit-4	CAS-5304LB-6K4	40 lbs	6,666.00	3,666.00
11,000 lb	Mount	CAS-5304LB-11M	9 lbs	1,650.00	1,073.00
	Kit-3	CAS-5304LB-11K3	31 lbs	4,916.00	2,704.00
	Kit-4	CAS-5304LB-11K4	40 lbs	6,666.00	3,666.00

CAS-5304LBS: Stainless Steel Load Cell w/Stainless Steel Mount

Capacity per module	Mount	Item #	Ship Weight	List Price	Dealer Price
220 lb	Mount	CAS-5304LBS-2L	5 lbs	670.00	436.00
	Kit-3	CAS-5304LBS-2LK3	19 lbs	2,176.00	1,197.00
	Kit-4	CAS-5304LBS-2LK4	24 lbs	2,646.00	1,455.00
440 lb	Mount	CAS-5304LBS-4L	5 lbs	670.00	436.00
	Kit-3	CAS-5304LBS-4LK3	19 lbs	2,176.00	1,197.00
	Kit-4	CAS-5304LBS-4LK4	24 lbs	2,646.00	1,455.00
1100 lb	Mount	CAS-5304LBS-1M	5 lbs	670.00	436.00
	Kit-3	CAS-5304LBS-1K3	19 lbs	2,176.00	1,197.00
	Kit-4	CAS-5304LBS-1K4	24 lbs	2,646.00	1,455.00
2200 lb	Mount	CAS-5304LBS-2M	9 lbs	670.00	436.00
	Kit-3	CAS-5304LBS-2K3	31 lbs	2,176.00	1,197.00
	Kit-4	CAS-5304LBS-2K4	40 lbs	2,646.00	1,455.00
4400 lb	Mount	CAS-5304LBS-4M	9 lbs	1,050.00	683.00
	Kit-3	CAS-5304LBS-4K3	31 lbs	3,316.00	1,824.00
	Kit-4	CAS-5304LBS-4K4	40 lbs	4,166.00	2,291.00
6600 lb	Mount	CAS-5304LBS-6M	9 lbs	2,160.00	1,404.00
	Kit-3	CAS-5304LBS-6K3	31 lbs	6,646.00	3,655.00
	Kit-4	CAS-5304LBS-6K4	40 lbs	8,606.00	4,733.00
11,000 lb	Mount	CAS-5304LBS-11M	9 lbs	2,160.00	1,404.00
	Kit-3	CAS-5304LBS-11K3	31 lbs	6,646.00	3,655.00
	Kit-4	CAS-5304LBS-11K4	40 lbs	8,606.00	4,733.00

CAS-5304B Series

Isolated Tension Mount

- Light to medium capacities ranging from 225 lbs to 11,240 lbs
- Stainless steel load cell with complete hermetic seal
- Protected to IP68/69K Standards
- Galvanized & Stainless Steel Assemblies

Applications

Designed for mechanical conversions, hanging hoppers and bins.

Configuration

- Stainless Steel Load Cell with Galvanized Steel Mount
- Stainless Steel Load Cell with Stainless Steel Mount

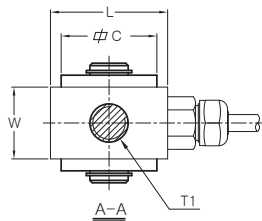
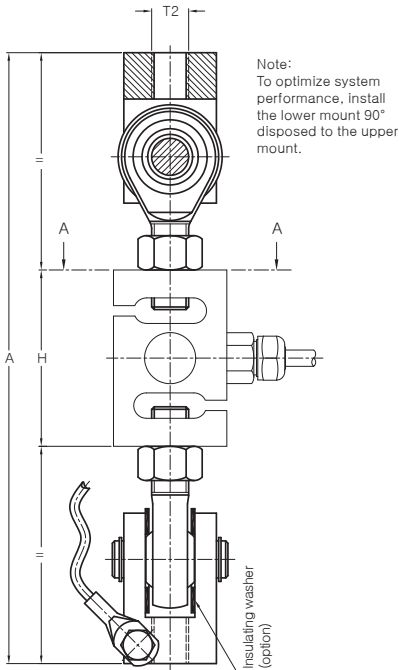
Load Cells

CAS-UB6, CAS-UB1



Kits

3 Mount or 4 Mount Kits available. Kits will include the CAS SS34AS NEMA 4X Stainless Steel Junction Box with 4 cell signal trim summing card and 25' of cable.



DIMENSIONS

Load Cell Type	H	L	W	A	C	T1 (UNF)	T2 (UNC)	Max. safe static load in lbs
UB6-225/450/1125 lbs	2.4	2.4	1.2	8.7	1.2	1/2" - 20	1/2" - 20	450/900/2248
UB1-2250/4500 lbs	3.6	3.4	1.2	10.8	1.6	5/8" - 18	5/8" - 11	4496/6744
UB1-11240 lbs	5.4	5.6	1.7	15.7	2.4	1" - 12	1" - 8	16860



▲ CAS-5304B with CAS-UB1

▲ CAS-5304B with CAS-UB6

Country of Origin: Sri Lanka


CAS-5304B: Stainless Steel Load Cell w/Galvanized Steel Mount

Capacity per module	Mount	Item #	Ship Weight	List Price	Dealer Price
225 lb	Mount	CAS-5304B6-2L	5 lbs	775.00	504.00
	Kit-3	CAS-5304B6-2LK3	19 lbs	2,491.00	1,370.00
	Kit-4	CAS-5304B6-2LK4	24 lbs	3,066.00	1,686.00
450 lb	Mount	CAS-5304B6-4L	5 lbs	775.00	504.00
	Kit-3	CAS-5304B6-4LK3	19 lbs	2,491.00	1,370.00
	Kit-4	CAS-5304B6-4LK4	24 lbs	3,066.00	1,686.00
1125 lb	Mount	CAS-5304B6-1M	5 lbs	775.00	504.00
	Kit-3	CAS-5304B6-1K3	19 lbs	2,491.00	1,370.00
	Kit-4	CAS-5304B6-1K4	24 lbs	3,066.00	1,686.00
2250 lb	Mount	CAS-5304B1-2M	5 lbs	730.00	475.00
	Kit-3	CAS-5304B1-2K3	19 lbs	2,156.00	1,294.00
	Kit-4	CAS-5304B1-2K4	24 lbs	2,886.00	1,732.00
4500 lb	Mount	CAS-5304B1-4M	5 lbs	730.00	475.00
	Kit-3	CAS-5304B1-4K3	19 lbs	2,156.00	1,294.00
	Kit-4	CAS-5304B1-4K4	24 lbs	2,886.00	1,732.00
11,240 lb	Mount	CAS-5304B1-11M	5 lbs	1,350.00	878.00
	Kit-3	CAS-5304B1-11K3	19 lbs	4,216.00	2,530.00
	Kit-4	CAS-5304B1-11K4	24 lbs	5,366.00	3,220.00

CAS-5304B: Stainless Steel Load Cell w/Stainless Steel Mount

Capacity per module	Mount	Item #	Ship Weight	List Price	Dealer Price
225 lb	Mount	CAS-5304B6S-2L	5 lbs	975.00	634.00
	Kit-3	CAS-5304B6S-2LK3	19 lbs	2,941.00	1,618.00
	Kit-4	CAS-5304B6S-2LK4	24 lbs	3,866.00	2,126.00
450 lb	Mount	CAS-5304B6S-4L	5 lbs	975.00	634.00
	Kit-3	CAS-5304B6S-4LK3	19 lbs	2,941.00	1,618.00
	Kit-4	CAS-5304B6S-4LK4	24 lbs	3,866.00	2,126.00
1125 lb	Mount	CAS-5304B6S-1M	5 lbs	975.00	634.00
	Kit-3	CAS-5304B6S-1K3	19 lbs	2,941.00	1,618.00
	Kit-4	CAS-5304B6S-1K4	24 lbs	3,866.00	2,126.00
2250 lb	Mount	CAS-5304B1S-2M	5 lbs	975.00	634.00
	Kit-3	CAS-5304B1S-2K3	19 lbs	2,891.00	1,618.00
	Kit-4	CAS-5304B1S-2K4	24 lbs	3,866.00	2,126.00
4500 lb	Mount	CAS-5304B1S-4M	5 lbs	975.00	634.00
	Kit-3	CAS-5304B1S-4K3	19 lbs	2,891.00	1,618.00
	Kit-4	CAS-5304B1S-4K4	24 lbs	3,866.00	2,126.00
11,240 lb	Mount	CAS-5304B1S-11M	5 lbs	1,675.00	1,089.00
	Kit-3	CAS-5304B1S-11K3	19 lbs	5,995.00	3,597.00
	Kit-4	CAS-5304B1S-11K4	24 lbs	7,395.00	4,437.00

CAS-59M Series



Tank Mount

The CAS-59M is designed for use in light to medium capacity tanks, bin, hoppers, and conveyors. The unique neoprene isolation pad accommodates vibration, thermal expansion and alignment. Ideal for indoor or outdoor process control applications. This mount is also rated for harsh environments when used with hermetically sealed load cells (IP65/67).

- 50 to 5,000 lbs
- Neoprene Isolation Pad
- Dynamic Load Compensation
- Easy Installation
- Low Profile
- Thermal Expansion and Contraction
- Mounts Directly to Floor or Structural Support

Applications

Powder & Bulk Processing, Mixing, Blending & Batching, Tanks & Hoppers, Level & Inventory Control, Food & Beverage Handling, Hostile Environment, Conveyor Systems

Configurations

- Alloy Steel Load Cell with Stainless Steel Mount
- Stainless Steel Load Cell with Stainless Steel Mount
- Stainless Steel Welded Load Cell with Stainless Steel Mount

Load Cells

CAS-60040, CAS-23LA, CAS-23LS, CAS-23LW2, CAS-23LW3



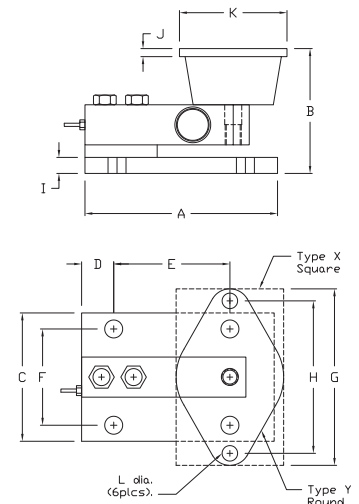
Kits

3 Mount or 4 Mount Kits available. Kits will include the CAS SS34AS NEMA 4X Stainless Steel Junction Box with 4 cell signal trim summing card and 25' of cable.

DIMENSIONS

Rated Capacity	Dimensions												
	A	B	C	D	E	F	G	H	I	J	K	L	Type
25lb - 250lb	4.00	3.13	3.00	0.37	3.25	2.25	3.88	3.00	0.50	0.22	2.38	0.34	Y
500lb	6.00	3.88	4.00	1.00	4.00	3.00	5.50	4.13	0.50	0.25	3.38	0.56	Y
1K	6.00	4.00	4.00	1.00	4.00	3.00	5.13	4.13	0.50	0.25	3.00	0.56	X
1.5K - 2.5K	6.00	4.00	4.00	1.00	4.00	3.00	6.25	5.00	0.50	0.38	4.62	0.56	X
4K - 5Kse	6.00	4.50	4.00	1.00	4.00	3.00	6.25	5.00	1.00	0.38	4.62	0.56	X

See literature for mount and load cell placement





Country of Origin: China - Tariff applied if applicable

CAS-59M: Alloy Steel Load Cell w/Stainless Steel Mount

Capacity per module	Mount	Item #	Ship Weight	List Price	Dealer Price
500 lb	Mount	CAS-59M-500L	8 lbs	495.00	287.10
	Kit-3	CAS-59M-500LK3	28 lbs	1,585.00	919.30
	Kit-4	CAS-59M-500LK4	34 lbs	2,100.00	1,218.00
1K	Mount	CAS-59M-1M	8 lbs	495.00	287.10
	Kit-3	CAS-59M-1K3	28 lbs	1,585.00	919.30
	Kit-4	CAS-59M-1K4	34 lbs	2,100.00	1,218.00
1.5K	Mount	CAS-59M-1AM	12 lbs	495.00	287.10
	Kit-3	CAS-59M-1AK3	40 lbs	1,585.00	919.30
	Kit-4	CAS-59M-1AK4	50 lbs	2,100.00	1,218.00
2K	Mount	CAS-59M-2M	12 lbs	495.00	287.10
	Kit-3	CAS-59M-2K3	40 lbs	1,585.00	919.30
	Kit-4	CAS-59M-2K4	50 lbs	2,100.00	1,218.00
2.5K	Mount	CAS-59M-2AM	12 lbs	495.00	287.10
	Kit-3	CAS-59M-2AK3	40 lbs	1,585.00	919.30
	Kit-4	CAS-59M-2AK4	50 lbs	2,100.00	1,218.00
4K	Mount	CAS-59M-4M	12 lbs	495.00	287.10
	Kit-3	CAS-59M-4K3	40 lbs	1,585.00	919.30
	Kit-4	CAS-59M-4K4	50 lbs	2,100.00	1,218.00
5Kse	Mount	CAS-59M-5M	12 lbs	495.00	287.10
	Kit-3	CAS-59M-5K3	40 lbs	1,585.00	919.30
	Kit-4	CAS-59M-5K4	50 lbs	2,100.00	1,218.00

Mounts/LC



CAS-59MS: Stainless Steel Load Cell w/Stainless Steel Mount
Uses CAS-60040 Load Cell (NON-NTEP)

CAS-59MS: Stainless Steel Load Cell w/Stainless Steel Mount
Uses CAS-23 Stainless Steel Load Cell

Capacity per module	Mount	Item #	Ship Weight	List Price	Dealer Price
25 lb	Mount	CAS-59MS-25L	8 lbs	575.00	333.50
	Kit-3	CAS-59MS-25LK3	28 lbs	1,725.00	1,000.50
	Kit-4	CAS-59MS-25LK4	34 lbs	2,300.00	1,334.00
50 lb	Mount	CAS-59MS-50L	8 lbs	575.00	333.50
	Kit-3	CAS-59MS-50LK3	28 lbs	1,725.00	1,000.50
	Kit-4	CAS-59MS-50LK4	34 lbs	2,300.00	1,334.00
75 lb	Mount	CAS-59MS-75L	8 lbs	575.00	333.50
	Kit-3	CAS-59MS-75LK3	28 lbs	1,725.00	1,000.50
	Kit-4	CAS-59MS-75LK4	34 lbs	2,300.00	1,334.00
100 lb	Mount	CAS-59MS-100L	8 lbs	575.00	333.50
	Kit-3	CAS-59MS-100LK3	28 lbs	1,725.00	1,000.50
	Kit-4	CAS-59MS-100LK4	34 lbs	2,300.00	1,334.00
150 lb	Mount	CAS-59MS-150L	8 lbs	575.00	333.50
	Kit-3	CAS-59MS-150LK3	28 lbs	1,725.00	1,000.50
	Kit-4	CAS-59MS-150LK4	34 lbs	2,300.00	1,334.00
250 lb	Mount	CAS-59MS-250L	8 lbs	575.00	333.50
	Kit-3	CAS-59MS-250LK3	28 lbs	1,725.00	1,000.50
	Kit-4	CAS-59MS-250LK4	34 lbs	2,300.00	1,334.00

Capacity per module	Mount	Item #	Ship Weight	List Price	Dealer Price
500 lb	Mount	CAS-59MS-500L	8 lbs	595.00	345.10
	Kit-3	CAS-59MS-500LK3	28 lbs	1,785.00	1,035.30
	Kit-4	CAS-59MS-500LK4	34 lbs	2,380.00	1,380.40
1K	Mount	CAS-59MS-1M	8 lbs	595.00	345.10
	Kit-3	CAS-59MS-1K3	28 lbs	1,785.00	1,035.30
	Kit-4	CAS-59MS-1K4	34 lbs	2,380.00	1,380.40
1.5K	Mount	CAS-59MS-1AM	12 lbs	595.00	345.10
	Kit-3	CAS-59MS-1AK3	40 lbs	1,785.00	1,035.30
	Kit-4	CAS-59MS-1AK4	50 lbs	2,380.00	1,380.40
2K	Mount	CAS-59MS-2M	12 lbs	595.00	345.10
	Kit-3	CAS-59MS-2K3	40 lbs	1,785.00	1,035.30
	Kit-4	CAS-59MS-2K4	50 lbs	2,380.00	1,380.40
2.5K	Mount	CAS-59MS-2AM	12 lbs	595.10	345.10
	Kit-3	CAS-59MS-2AK3	40 lbs	1,785.00	1,035.30
	Kit-4	CAS-59MS-2AK4	50 lbs	2,380.00	1,380.40
4K	Mount	CAS-59MS-4M	12 lbs	595.00	345.10
	Kit-3	CAS-59MS-4K3	40 lbs	1,785.00	1,035.30
	Kit-4	CAS-59MS-4K4	50 lbs	2,380.00	1,380.40
5Kse	Mount	CAS-59MS-5M	12 lbs	595.00	345.10
	Kit-3	CAS-59MS-5K3	40 lbs	1,785.00	1,035.30
	Kit-4	CAS-59MS-5K4	50 lbs	2,380.00	1,380.40

CAS-59MW2: Stainless Steel Welded Load Cell w/Stainless Steel Mount
Uses CAS-23LW2 Load Cell


CAS-59MW3: Stainless Steel Welded Load Cell w/Stainless Steel Mount
Uses CAS-23LW3 Load Cell

Capacity per module	Mount	Item #	Ship Weight	List Price	Dealer Price
1K	Mount	CAS-59MW2-1M	8 lbs	630.00	365.40
	Kit-3	CAS-59MW2-1K3	28 lbs	1,890.00	1,096.20
	Kit-4	CAS-59MW2-1K4	34 lbs	2,520.00	1,461.60
1.5K	Mount	CAS-59MW2-1AM	12 lbs	630.00	365.40
	Kit-3	CAS-59MW2-1AK3	40 lbs	1,890.00	1,096.20
	Kit-4	CAS-59MW2-1AK4	50 lbs	2,520.00	1,461.60
2K	Mount	CAS-59MW2-2M	12 lbs	630.00	365.40
	Kit-3	CAS-59MW2-2K3	40 lbs	1,890.00	1,096.20
	Kit-4	CAS-59MW2-2K4	50 lbs	2,520.00	1,461.60
2.5K	Mount	CAS-59MW2-2AM	12 lbs	630.00	365.40
	Kit-3	CAS-59MW2-2AK3	40 lbs	1,890.00	1,096.20
	Kit-4	CAS-59MW2-2AK4	50 lbs	2,520.00	1,461.60
4K	Mount	CAS-59MW2-4M	12 lbs	630.00	365.40
	Kit-3	CAS-59MW2-4K3	40 lbs	1,890.00	1,096.20
	Kit-4	CAS-59MW2-4K4	50 lbs	2,520.00	1,461.60
5Kse	Mount	CAS-59MW2-5M	12 lbs	630.00	365.40
	Kit-3	CAS-59MW2-5K3	40 lbs	1,890.00	1,096.20
	Kit-4	CAS-59MW2-5K4	50 lbs	2,520.00	1,461.60

Capacity per module	Mount	Item #	Ship Weight	List Price	Dealer Price
1K	Mount	CAS-59MW3-1M	8 lbs	620.00	359.60
	Kit-3	CAS-59MW3-1K3	28 lbs	1,890.00	1,096.20
	Kit-4	CAS-59MW3-1K4	34 lbs	2,520.00	1,461.60
1.5K	Mount	CAS-59MW3-1AM	12 lbs	620.00	359.60
	Kit-3	CAS-59MW3-1AK3	40 lbs	1,890.00	1,096.20
	Kit-4	CAS-59MW3-1AK4	50 lbs	2,520.00	1,461.60
2K	Mount	CAS-59MW3-2M	12 lbs	620.00	359.60
	Kit-3	CAS-59MW3-2K3	40 lbs	1,890.00	1,096.20
	Kit-4	CAS-59MW3-2K4	50 lbs	2,520.00	1,461.60
2.5K	Mount	CAS-59MW3-2AM	12 lbs	620.00	359.60
	Kit-3	CAS-59MW3-2AK3	40 lbs	1,890.00	1,096.20
	Kit-4	CAS-59MW3-2AK4	50 lbs	2,520.00	1,461.60
4K	Mount	CAS-59MW3-4M	12 lbs	620.00	359.60
	Kit-3	CAS-59MW3-4K3	40 lbs	1,890.00	1,096.20
	Kit-4	CAS-59MW3-4K4	50 lbs	2,520.00	1,461.60
5Kse	Mount	CAS-59MW3-5M	12 lbs	620.00	359.00
	Kit-3	CAS-59MW3-5K3	40 lbs	1,890.00	1,096.20
	Kit-4	CAS-59MW3-5K4	50 lbs	2,520.00	1,461.60

Mounts/LC

CAS-5205 Series



Country of Origin: Sri Lanka

Tank Mount

Capacities ranging from 1,125 lbs to 4,500 lbs

- Stainless steel load cell with complete hermetic seal IP68/69K rates
- Stainless steel constants with neoprene isolation pad
- Self aligning, low profile design

Applications

Designed for hopper, mixture and platform scales.

Configuration

- Stainless Steel Load Cell with Stainless Steel Mount

Load Cells

CAS-SB4



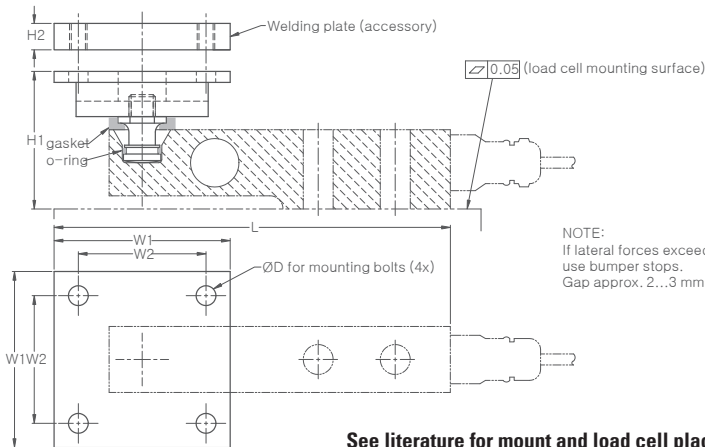
Kits

3 Mount or 4 Mount Kits available. Kits will include the CAS SS34AS NEMA 4X Stainless Steel Junction Box with 4 cell signal trim summing card and 25' of cable.

CAS-5205: Stainless Steel Load Cell w/Stainless Steel Mount

Capacity per module	Mount	Item #	Ship Weight	List Price	Dealer Price
1125 lbs	Mount	CAS-5205-1M		735.00	478.00
	Kit-3	CAS-5205-1K3		2,595.00	1,428.00
	Kit-4	CAS-5205-1K4		3,395.00	1,868.00
2250 lbs	Mount	CAS-5205-2M		735.00	478.00
	Kit-3	CAS-5205-2K3		2,595.00	1,428.00
	Kit-4	CAS-5205-2K4		3,395.00	1,868.00
4500 lbs	Mount	CAS-5205-4M		735.00	478.00
	Kit-3	CAS-5205-4K3		2,595.00	1,428.00
	Kit-4	CAS-5205-4K4		3,395.00	1,868.00

Mounts/LC



See literature for mount and load cell placement


DIMENSIONS

Load Cell Type	Dimensions							
	L	H1	H2	W1	W2	Mounting bolts D	S _{max} **	RF***
1125/2250/4500 lbs	7.08	2.48	0.47	3.15	2.28	M8	5 mm	1600 N
11,250 lbs	8.62	3.07	0.47	3.94	2.99	M10	5 mm	5000 N

** S_{max} = maximum lateral displacement of load introduction

*** RF = restoring force at S_{max}

CAS-5213 Series



Country of Origin: Sri Lanka

Tank Mount

Capacities ranging from 500 lbs to 22,500 lbs

- Stainless steel load cell with complete hermetic seal - IP68/69K rated
- Galvanized & stainless steel assemblies
- 2 directional bumpers and free sliding mounts available

Applications

Sliding system designed for light to medium capacity hopper, tank, and mixer weighing.

Load Cells

CAS-SB14, CAS-SB4

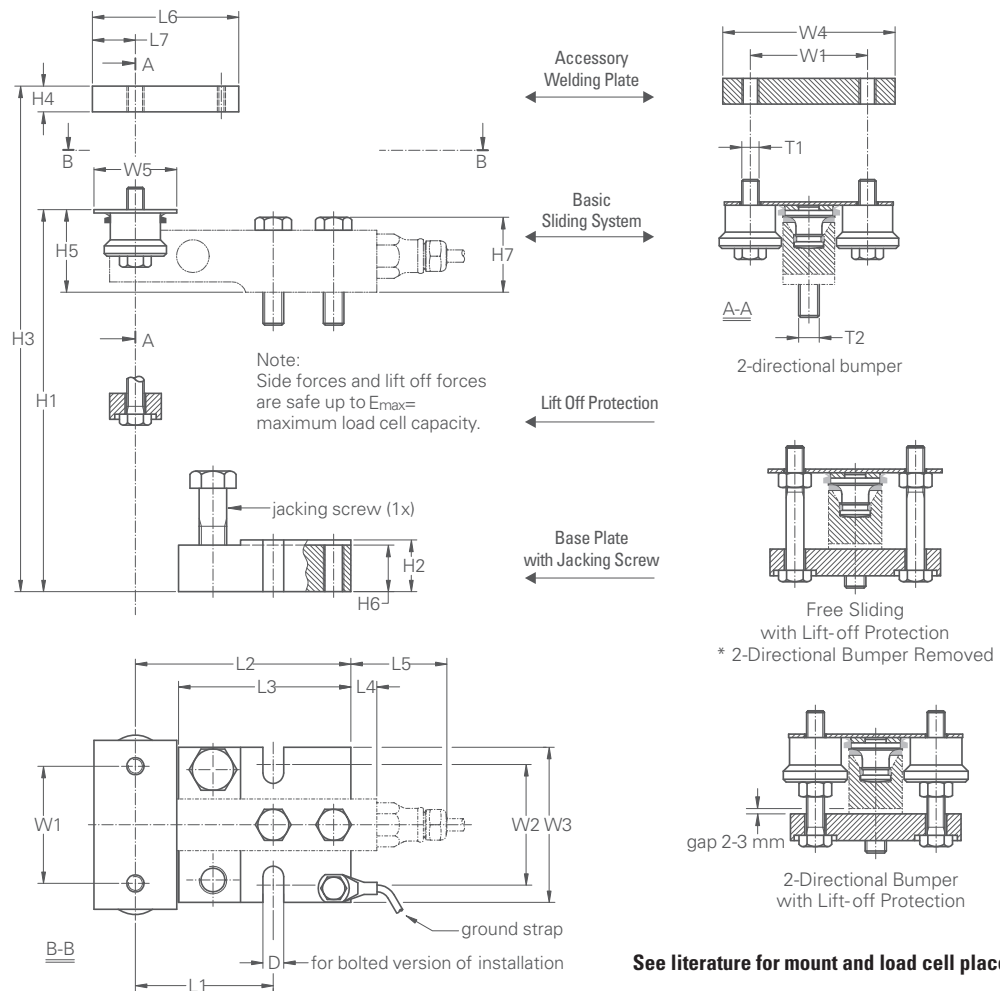


Configuration

- Stainless Steel Load Cell with Stainless Steel Mount
- Stainless Steel Load Cell with Galvanized Steel Mount

Kits

3 Mount or 4 Mount Kits available. Kits will include the CAS SS34AS NEMA 4X Stainless Steel Junction Box with 4 cell signal trim summing card and 25' of cable.



See literature for mount and load cell placement

DIMENSIONS

Rated Capacity	Dimensions																					
	H1	H2	H3	H4	H5	H6	H7	L1	L2	L3	L4	L5	L6	L7	W1	W2	W3	W4	W5	D	T1	T2
SB14-500/1000/2500/5000 lbs	2.95	1.38	3.54	0.59	1.69	1.26	1.54	3.15	4.92	3.94	-	1.46	3.35	0.98	2.68	2.76	3.54	3.94	1.89	0.51	M10	M12
SB4-1125/2250/4500 lbs	2.95	1.18	3.54	0.59	1.89	1.06	1.73	3.15	4.92	3.94	0.59	2.20	3.35	0.98	2.68	2.76	3.54	3.94	1.89	0.51	M10	M12
SB4-22500 lbs	5.31	1.97	6.30	0.98	3.54	1.77	3.46	5.31	8.07	6.30	0.39	2.01	5.31	1.38	4.72	5.12	5.91	7.09	2.68	0.79	M20	M24

CAS-5213SG: Stainless Steel Load Cell w/Galvanized Steel Mount

Capacity per module	Mount	Item #	Ship Weight	List Price	Dealer Price
500 lb	Mount	CAS-5213SG-500L	12 lbs	535.00	348.00
	Kit-3	CAS-5213SG-500K3	38 lbs	1,721.00	1,033.00
	Kit-4	CAS-5213SG-500K4	50 lbs	2,206.00	1,324.00
1K	Mount	CAS-5213SG-1M	12 lbs	535.00	348.00
	Kit-3	CAS-5213SG-1K3	38 lbs	1,721.00	1,033.00
	Kit-4	CAS-5213SG-1K4	50 lbs	2,206.00	1,324.00
2.5K	Mount	CAS-5213SG-2AM	12 lbs	535.00	348.00
	Kit-3	CAS-5213SG-2AK3	38 lbs	1,721.00	1,033.00
	Kit-4	CAS-5213SG-2AK4	50 lbs	2,206.00	1,324.00
5K	Mount	CAS-5213SG-5M	12 lbs	535.00	348.00
	Kit-3	CAS-5213SG-5K3	38 lbs	1,721.00	1,033.00
	Kit-4	CAS-5213SG-5K4	50 lbs	2,206.00	1,324.00

CAS-5213S: Stainless Steel Load Cell w/Stainless Steel Mount

Capacity per module	Mount	Item #	Ship Weight	List Price	Dealer Price
500 lb	Mount	CAS-5213S-500L	12 lbs	800.00	520.00
	Kit-3	CAS-5213S-500K3	38 lbs	2,466.00	1,479.00
	Kit-4	CAS-5213S-500K4	50 lbs	3,266.00	1,960.00
1K	Mount	CAS-5213S-1M	12 lbs	800.00	520.00
	Kit-3	CAS-5213S-1K3	38 lbs	2,466.00	1,479.00
	Kit-4	CAS-5213S-1K4	50 lbs	3,266.00	1,960.00
2.5K	Mount	CAS-5213S-2AM	12 lbs	800.00	520.00
	Kit-3	CAS-5213S-2AK3	38 lbs	2,466.00	1,479.00
	Kit-4	CAS-5213S-2AK4	50 lbs	3,266.00	1,960.00
5K	Mount	CAS-5213S-5M	12 lbs	800.00	520.00
	Kit-3	CAS-5213S-5K3	38 lbs	2,466.00	1,479.00
	Kit-4	CAS-5213S-5K4	50 lbs	3,266.00	1,960.00

CAS-5213LG: Stainless Steel Load Cell w/Galvanized Steel Mount

Capacity per module	Mount	Item #	Ship Weight	List Price	Dealer Price
1125 lbs	Mount	CAS-5213LG-5M	15 lbs	620.00	403.00
	Kit-3	CAS-5213LG-5K3	48 lbs	1,926.00	1,156.00
	Kit-4	CAS-5213LG-5K4	64 lbs	2,546.00	1,528.00
2250 lbs	Mount	CAS-5213LG-10M	15 lbs	620.00	403.00
	Kit-3	CAS-5213LG-10K3	48 lbs	1,926.00	1,156.00
	Kit-4	CAS-5213LG-10K4	64 lbs	2,546.00	1,528.00
4500 lbs	Mount	CAS-5213LG-20M	15 lbs	620.00	403.00
	Kit-3	CAS-5213LG-20K3	48 lbs	1,926.00	1,156.00
	Kit-4	CAS-5213LG-20K4	64 lbs	2,546.00	1,528.00
22,500 lbs	Mount	CAS-5213LG-100M	32 lbs	1,200.00	780.00
	Kit-3	CAS-5213LG-100K3	99 lbs	3,666.00	2,200.00
	Kit-4	CAS-5213LG-100K4	149 lbs	4,866.00	2,920.00

CAS-5213L: Stainless Steel Load Cell w/Stainless Steel Mount

Capacity per module	Mount	Item #	Ship Weight	List Price	Dealer Price
1125 lbs	Mount	CAS-5213L-5M	15 lbs	875.00	569.00
	Kit-3	CAS-5213L-5K3	48 lbs	2,691.00	1,615.00
	Kit-4	CAS-5213L-5K4	64 lbs	3,566.00	2,140.00
2250 lbs	Mount	CAS-5213L-10M	15 lbs	875.00	569.00
	Kit-3	CAS-5213L-10K3	48 lbs	2,691.00	1,615.00
	Kit-4	CAS-5213L-10K4	64 lbs	3,566.00	2,140.00
4500 lbs	Mount	CAS-5213L-20M	15 lbs	875.00	569.00
	Kit-3	CAS-5213L-20K3	48 lbs	2,691.00	1,615.00
	Kit-4	CAS-5213L-20K4	64 lbs	3,566.00	2,140.00
22,500 lbs	Mount	CAS-5213L-100M	32 lbs	1,600.00	1,040.00
	Kit-3	CAS-5213L-100K3	99 lbs	4,866.00	2,920.00
	Kit-4	CAS-5213L-100K4	149 lbs	6,466.00	3,880.00

Mounts/LC

CAS-23M Series



Tank Mount

The CAS-23M is designed to use in light to medium capacity tanks, hoppers, and conveyors. The unique spherical washer design combines multidirectional movement with self checking capabilities. Ideal for indoor or outdoor process control applications.

- 250 to 10,000 lbs
- Center Pivoted Tension Loading
- Spherical Washer Design
- Self Checking Movement
- Easy Installation
- Adjustable Height
- Shock Load Protection
- Thermal Expansion & Contraction
- Safe Overload: 150%
- Safe Side Overload: 150%

Applications

Powder & Bulk Processing, Mixing, Blending & Batching, Tanks & Hoppers, Level & Inventory Control, Food & Beverage Handling, Hostile Environment, Conveyor Systems

Configurations

- Alloy Steel Load Cell with Mild Steel Mount
- Stainless Steel Load Cell with Stainless Steel Mount
- Stainless Steel Welded Load Cell with Stainless Steel Mount

Load Cells

CAS-23LA, CAS-23LS, CAS-23LW2, CAS-LW3



Kits

3 Mount or 4 Mount Kits available. Kits will include the CAS SS34AS NEMA 4X Stainless Steel Junction Box with 4 cell signal trim summing card and 25' of cable.

DIMENSIONS

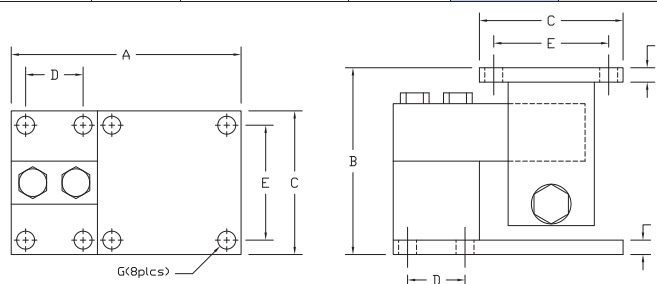
Rated Capacity	Dimensions						
	A	B	C	D	E	F	G
250lbs - 5Kse	7.00	5.00	5.00	2.00	4.00	0.50	0.62
5K - 10K	8.00	6.50	5.00	3.00	4.00	0.50	0.62

Country of Origin: China - Tariff applied if applicable

CAS-23M: Alloy Steel Load Cell w/Mild Steel Mount

Capacity per module	Mount	Item #	Ship Weight	List Price	Dealer Price
250 lb	Mount	CAS-23M-250L	18 lbs	490.00	284.20
	Kit-3	CAS-23M-250LK3	59 lbs	1,599.00	927.42
	Kit-4	CAS-23M-250LK4	76 lbs	1,995.00	1,157.10
500 lb	Mount	CAS-23M-500L	18 lbs	490.00	284.20
	Kit-3	CAS-23M-500LK3	59 lbs	1,599.00	927.42
	Kit-4	CAS-23M-500LK4	76 lbs	1,995.00	1,157.10
1K	Mount	CAS-23M-1M	18 lbs	490.00	284.20
	Kit-3	CAS-23M-1K3	59 lbs	1,599.00	927.42
	Kit-4	CAS-23M-1K4	76 lbs	1,995.00	1,157.10
1.5K	Mount	CAS-23M-1AM	18 lbs	490.00	284.20
	Kit-3	CAS-23M-1AK3	59 lbs	1,599.00	927.42
	Kit-4	CAS-23M-1AK4	76 lbs	1,995.00	1,157.10
2K	Mount	CAS-23M-2M	18 lbs	490.00	284.20
	Kit-3	CAS-23M-2K3	59 lbs	1,599.00	927.42
	Kit-4	CAS-23M-2K4	76 lbs	1,995.00	1,157.10
2.5K	Mount	CAS-23M-2AM	18 lbs	490.00	284.20
	Kit-3	CAS-23M-2AK3	59 lbs	1,599.00	927.42
	Kit-4	CAS-23M-2AK4	76 lbs	1,995.00	1,157.10
4K	Mount	CAS-23M-4M	18 lbs	490.00	284.20
	Kit-3	CAS-23M-4K3	59 lbs	1,599.00	927.42
	Kit-4	CAS-23M-4K4	76 lbs	1,995.00	1,157.10
5Kse	Mount	CAS-23M-5SM	18 lbs	490.00	284.20
	Kit-3	CAS-23M-5SK3	59 lbs	1,599.00	927.42
	Kit-4	CAS-23M-5SK4	76 lbs	1,995.00	1,157.10
5K	Mount	CAS-23M-5M	24 lbs	625.00	362.50
	Kit-3	CAS-23M-5K3	77 lbs	1,895.00	1,099.10
	Kit-4	CAS-23M-5K4	100 lbs	2,450.00	209.75
10K	Mount	CAS-23M-10M	24 lbs	625.00	362.50
	Kit-3	CAS-23M-10K3	77 lbs	1,895.00	1,099.10
	Kit-4	CAS-23M-10K4	100 lbs	2,450.00	209.75

Mounts/LC



See literature for mount and load cell placement

CAS-23MS: Stainless Steel Load Cell w/Stainless Steel Mount

Capacity per module	Mount	Item #	Ship Weight	List Price	Dealer Price
250 lb	Mount	CAS-23MS-250L	18 lbs	790.00	458.20
	Kit-3	CAS-23MS-250LK3	59 lbs	2,395.00	1,389.10
	Kit-4	CAS-23MS-250LK4	76 lbs	3,160.00	1,832.80
500 lb	Mount	CAS-23MS-500L	18 lbs	790.00	458.20
	Kit-3	CAS-23MS-500LK3	59 lbs	2,395.00	1,389.10
	Kit-4	CAS-23MS-500LK4	76 lbs	3,160.00	1,832.80
1K	Mount	CAS-23MS-1M	18 lbs	790.00	458.20
	Kit-3	CAS-23MS-1K3	59 lbs	2,395.00	1,389.10
	Kit-4	CAS-23MS-1K4	76 lbs	3,160.00	1,832.80
1.5K	Mount	CAS-23MS-1AM	18 lbs	790.00	458.20
	Kit-3	CAS-23MS-1AK3	59 lbs	2,395.00	1,389.10
	Kit-4	CAS-23MS-1AK4	76 lbs	3,160.00	1,832.80
2K	Mount	CAS-23MS-2M	18 lbs	790.00	458.20
	Kit-3	CAS-23MS-2K3	59 lbs	2,395.00	1,389.10
	Kit-4	CAS-23MS-2K4	76 lbs	3,160.00	1,832.80

Capacity per module	Mount	Item #	Ship Weight	List Price	Dealer Price
2.5K	Mount	CAS-23MS-2AM	18 lbs	790.00	458.00
	Kit-3	CAS-23MS-2AK3	59lbs	2,395.00	1,389.10
	Kit-4	CAS-23MS-2AK4	76 lbs	3,160.00	1,832.80
4K	Mount	CAS-23MS-4M	18 lbs	790.00	458.00
	Kit-3	CAS-23MS-4K3	59 lbs	2,395.00	1,389.10
	Kit-4	CAS-23MS-4K4	76 lbs	3,160.00	1,832.80
5Kse	Mount	CAS-23MS-5SM	18 lbs	790.00	458.00
	Kit-3	CAS-23MS-5SK3	59 lbs	2,395.00	1,389.10
	Kit-4	CAS-23MS-5SK4	76 lbs	3,160.00	1,832.80
5K	Mount	CAS-23MS-5M	24 lbs	880.00	510.40
	Kit-3	CAS-23MS-5K3	77 lbs	2,640.00	1,531.20
	Kit-4	CAS-23MS-5K4	100 lbs	3,520.00	2,041.60
10K	Mount	CAS-23MS-10M	24 lbs	880.00	510.40
	Kit-3	CAS-23MS-10K3	77 lbs	2,640.00	1,531.20
	Kit-4	CAS-23MS-10K4	100 lbs	3,520.00	2,041.60

CAS-23MW2: Stainless Steel Welded Load Cell w/Stainless Steel Mount Uses CAS-23LW2 Load Cell

Capacity per module	Mount	Item #	Ship Weight	List Price	Dealer Price
1K	Mount	CAS-23MW2-1M	18 lbs	825.00	475.00
	Kit-3	CAS-23MW2-1K3	59 lbs	2,475.00	1,361.25
	Kit-4	CAS-23MW2-1K4	76 lbs	3,300.00	1,815.00
1.5K	Mount	CAS-23MW2-1AM	18 lbs	825.00	475.00
	Kit-3	CAS-23MW2-1AK3	59 lbs	2,475.00	1,461.25
	Kit-4	CAS-23MW2-1AK4	76 lbs	3,300.00	1,815.00
2K	Mount	CAS-23MW2-2M	18 lbs	825.00	475.00
	Kit-3	CAS-23MW2-2K3	59 lbs	2,475.00	1,361.25
	Kit-4	CAS-23MW2-2K4	76 lbs	3,300.00	1,815.00
2.5K	Mount	CAS-23MW2-2AM	18 lbs	825.00	475.00
	Kit-3	CAS-23MW2-2AK3	59 lbs	2,475.00	1,461.25
	Kit-4	CAS-23MW2-2AK4	76 lbs	3,300.00	1,815.00
4K	Mount	CAS-23MW2-4M	18 lbs	825.00	475.00
	Kit-3	CAS-23MW2-4K3	59 lbs	2,475.00	1,361.25
	Kit-4	CAS-23MW2-4K4	76 lbs	3,300.00	1,815.00
5Kse	Mount	CAS-23MW2-5SM	18 lbs	825.00	475.00
	Kit-3	CAS-23MW2-5SK3	59 lbs	2,475.00	1,361.25
	Kit-4	CAS-23MW2-5SK4	76 lbs	3,300.00	1,815.00
5K	Mount	CAS-23MW2-5M	24 lbs	925.00	601.26
	Kit-3	CAS-23MW2-5K3	77 lbs	2,775.00	1,526.25
	Kit-4	CAS-23MW2-5K4	100 lbs	3,700.00	2,035.00
10K	Mount	CAS-23MW2-10M	24 lbs	925.00	601.25
	Kit-3	CAS-23MW2-10K3	77 lbs	2,775.00	1,361.25
	Kit-4	CAS-23MW2-10K4	100 lbs	3,700.00	2,035.00

CAS-23MW3: Stainless Steel Welded Load Cell w/Stainless Steel Mount Uses CAS-23LW3 Load Cell

Capacity per module	Mount	Item #	Ship Weight	List Price	Dealer Price
1K	Mount	CAS-23MW3-1M	18 lbs	825.00	536.25
	Kit-3	CAS-23MW3-1K3	59 lbs	2,475.00	1,361.25
	Kit-4	CAS-23MW3-1K4	76 lbs	3,300.00	1,815.00
1.5K	Mount	CAS-23MW3-1AM	18 lbs	825.00	536.25
	Kit-3	CAS-23MW3-1AK3	59 lbs	2,475.00	1,361.25
	Kit-4	CAS-23MW3-1AK4	76 lbs	3,300.00	1,815.00
2K	Mount	CAS-23MW3-2M	18 lbs	825.00	536.25
	Kit-3	CAS-23MW3-2K3	59 lbs	2,475.00	1,361.25
	Kit-4	CAS-23MW3-2K4	76 lbs	3,300.00	1,815.00
2.5K	Mount	CAS-23MW3-2AM	18 lbs	825.00	536.25
	Kit-3	CAS-23MW3-2AK3	59 lbs	2,475.00	1,361.25
	Kit-4	CAS-23MW3-2AK4	76 lbs	3,300.00	1,815.00
4K	Mount	CAS-23MW3-4M	18 lbs	825.00	526.25
	Kit-3	CAS-23MW3-4K3	59 lbs	2,475.00	1,361.25
	Kit-4	CAS-23MW3-4K4	76 lbs	3,300.00	1,815.00
5Kse	Mount	CAS-23MW3-5SM	18 lbs	825.00	526.25
	Kit-3	CAS-23MW3-5SK3	59 lbs	2,475.00	1,361.25
	Kit-4	CAS-23MW3-5SK4	76 lbs	3,300.00	1,815.00
5K	Mount	CAS-23MW3-5M	24 lbs	925.00	601.25
	Kit-3	CAS-23MW3-5K3	77 lbs	2,775.00	1,526.25
	Kit-4	CAS-23MW3-5K4	100 lbs	3,700.00	2,035.00
10K	Mount	CAS-23MW3-10M	24 lbs	925.00	601.25
	Kit-3	CAS-23MW3-10K3	77 lbs	2,775.00	1,526.25
	Kit-4	CAS-23MW3-10K4	100 lbs	3,700.00	2,035.00

Mounts/LC

CAS-RTM Series



Tank Mount

This stainless steel tank mount assembly uses a hermetically sealed beam load cell with a blind load hole that has a flat loading surface. Expansion and contraction due to thermal changes and side load from external forces are handled with a rocker pin mounting. After removal of side load, the mount will re-center itself using the rocker pin.

- Overload and Overlift Protection
- Integral Lateral Stops

Configuration

- Stainless Steel Load Cell with Stainless Steel Mount

Load Cells

CAS-745



Kits

3 Mount or 4 Mount Kits available. Kits will include the CAS SS34AS NEMA 4X Stainless Steel Junction Box with 4 cell signal trim summing card and 25' of cable.

Country of Origin: China - Tariff applied if applicable

CAS-RTM: Stainless Steel Load Cell w/Stainless Steel Mount

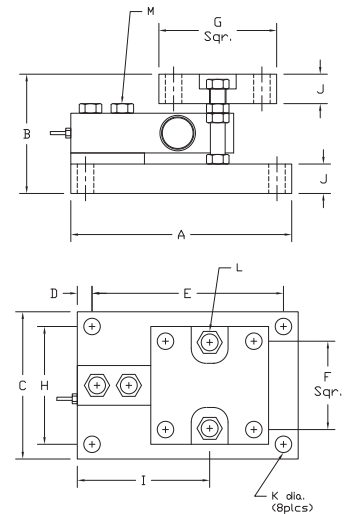
Capacity per module	Mount	Item #	Ship Weight	List Price	Dealer Price
500 lb	Mount	CAS-RTM-500L	85 lbs	850.00	493.00
	Kit-3	CAS-RTM-500LK3	260 lbs	2,599.00	1,507.42
	Kit-4	CAS-RTM-500LK4	245 lbs	3,425.00	1,986.50
1K	Mount	CAS-RTM-1M	85 lbs	850.00	493.00
	Kit-3	CAS-RTM-1K3	260 lbs	2,599.00	1,507.42
	Kit-4	CAS-RTM-1K4	245 lbs	3,425.00	1,986.50
1.25K	Mount	CAS-RTM-1AM	85 lbs	850.00	493.00
	Kit-3	CAS-RTM-1AK3	260 lbs	2,599.00	1,507.42
	Kit-4	CAS-RTM-1AK4	245 lbs	3,425.00	1,986.50
2.5K	Mount	CAS-RTM-2AM	85 lbs	850.00	493.00
	Kit-3	CAS-RTM-2AK3	260 lbs	2,599.00	1,507.42
	Kit-4	CAS-RTM-2AK4	245 lbs	3,425.00	1,986.50
4K	Mount	CAS-RTM-4M	85 lbs	850.00	493.00
	Kit-3	CAS-RTM-4K3	260 lbs	2,599.00	1,507.42
	Kit-4	CAS-RTM-4K4	245 lbs	3,425.00	1,986.50
5K	Mount	CAS-RTM-5M	85 lbs	970.00	562.60
	Kit-3	CAS-RTM-5K3	260 lbs	3,025.00	1,754.50
	Kit-4	CAS-RTM-5K4	245 lbs	3,980.00	2,308.40
10K	Mount	CAS-RTM-10M	105 lbs	1,090.00	637.42
	Kit-3	CAS-RTM-10K3	320 lbs	3,400.00	1,972.00
	Kit-4	CAS-RTM-10K4	425 lbs	4,500.00	2,610.00

Mounts/LC

DIMENSIONS

Rated Capacity	Dimensions												
	A	B	C	D	E	F	G	H	I	J	K	L	M
500lbs - 2.5K	7.50	3.78	5.00	0.50	6.50	3.00	4.00	4.00	4.50	1.00	0.56	1/2 - 13UNC	1/2 - 13UNC
4K	7.50	3.94	5.00	0.50	6.50	3.00	4.00	4.00	4.50	1.00	0.56	1/2 - 13UNC	1/2 - 13UNC
5K	7.50	4.03	5.00	0.50	6.50	3.00	4.00	4.00	4.50	1.00	0.56	1/2 - 13UNC	1/2 - 13UNC
10K	8.50	4.28	5.00	0.50	7.50	3.00	4.00	4.00	6.00	1.00	0.56	1/2 - 13UNC	3/4 - 10UNC

See literature for mount and load cell placement



CAS-SB8M Series

Tank Mount

Capacities ranging from 10 kg to 500 kg

- Stainless steel load cell with padded load mount
- Padded load mount consisting of natural rubber with steel, zinc lated



Country of Origin: Sri Lanka



Applications

Designed for hopper, mixture and platform scales.

Configuration

- Stainless Steel Load Cell with Padded Load Mount

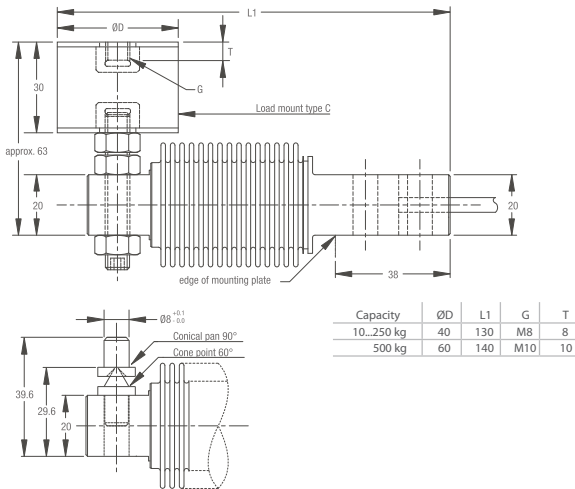
Load Cells

CAS-SB8



Kits

3 Mount or 4 Mount Kits available. Kits will include the CAS SS34AS NEMA 4X Stainless Steel Junction Box with 4 cell signal trim summing card and 25' of cable.



CAS-SB8: Stainless Steel Load Cell w/Load Mount

Capacity per module	Mount	Item #	Ship Weight	List Price	Dealer Price
10 Kg	Mount	CAS-SB8-10L		735.00	478.00
	Kit-3	CAS-SB8-10LK3		2,595.00	1,428.00
	Kit-4	CAS-SB8-10LK4		3,395.00	1,868.00
20 kg	Mount	CAS-SB8-20L		735.00	478.00
	Kit-3	CAS-SB8-20LK3		2,595.00	1,428.00
	Kit-4	CAS-SB8-20LK4		3,395.00	1,868.00
100 kg	Mount	CAS-SB8-100L		735.00	478.00
	Kit-3	CAS-SB8-100LK3		2,595.00	1,428.00
	Kit-4	CAS-SB8-100LK4		3,395.00	1,868.00
200 kg	Mount	CAS-SB8-200L		735.00	478.00
	Kit-3	CAS-SB8-200LK3		2,595.00	1,428.00
	Kit-4	CAS-SB8-200LK4		3,395.00	1,868.00
250 kg	Mount	CAS-SB8-250L		735.00	478.00
	Kit-3	CAS-SB8-250LK3		2,595.00	1,428.00
	Kit-4	CAS-SB8-250LK4		3,395.00	1,868.00
500 kg	Mount	CAS-SB8-500L		735.00	478.00
	Kit-3	CAS-SB8-500LK3		2,595.00	1,428.00
	Kit-4	CAS-SB8-500LK4		3,395.00	1,868.00

DIMENSIONS

Load Cell Type	Dimensions							
	L	H1	H2	W1	W2	Mounting bolts D	S _{max} **	RF***
10 kg to 250 kg	7.08	2.48	0.47	3.15	2.28	M8	5 mm	1600 N
500 kg	8.62	3.07	0.47	3.94	2.99	M10	5 mm	5000 N

** S_{max} = maximum lateral displacement of load introduction

*** RF = restoring force at S_{max}

CAS-82M Series



Tank Mount

Capacities from 250 to 20,000 lbs.

- Redundant Sealing
- Articulating Mount Plate
- Low Profile Design
- Integral Height Adjustment for Balancing
- Adjustable Under Load

Country of Origin: China - Tariff applied if applicable

Applications

Ideal for tank, bin, and hopper weighing.

Configurations

- Alloy Load Cell with Mild Steel Mount
- Stainless Steel Load Cell with Stainless Steel Mount
- Stainless Steel Welded Load Cell with Stainless Steel Mount

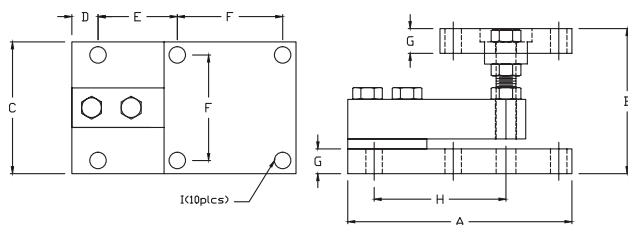
Load Cells

CAS-23LA, CAS-23LS, CAS-23LW2, CAS-23LW3



Kits

3 Mount or 4 Mount Kits available. Kits will include the CAS SS34AS NEMA 4X Stainless Steel Junction Box with 4 cell signal trim summing card and 25' of cable.



See literature for mount and load cell placement

DIMENSIONS

Rated Capacity	Dimensions								
	A	B	C	D	E	F	G	H	I
250lbs - 5Kse	7.12	4.00 - 4.50	5.00	0.56	2.00	4.00	0.70	4.00	0.63
5Kle - 10K	8.50	5.00 - 5.50	5.00	0.75	3.00	4.00	0.94	5.00	0.63
15K - 20K	10.88	7.00 - 7.50	6.00	0.87	4.63	4.50	1.44	6.88	0.88

CAS-82M: Alloy Load Cell w/Mild Steel Mount

Capacity per module	Mount	Item #	Ship Weight	List Price	Dealer Price
250 lb	Mount	CAS-82M-250L	19 lbs	395.00	229.00
	Kit-3	CAS-82M-250LK3	59 lbs	1,299.00	753.42
	Kit-4	CAS-82M-250LK4	74 lbs	1,580.00	916.40
500 lb	Mount	CAS-82M-500L	19 lbs	395.00	229.10
	Kit-3	CAS-82M-500LK3	59 lbs	1,299.00	753.42
	Kit-4	CAS-82M-500LK4	74 lbs	1,580.00	916.40
1K	Mount	CAS-82M-1M	19 lbs	395.00	229.10
	Kit-3	CAS-82M-1K3	59 lbs	1,299.00	753.42
	Kit-4	CAS-82M-1K4	74 lbs	1,580.00	916.40
1.5K	Mount	CAS-82M-1AM	19 lbs	395.00	229.10
	Kit-3	CAS-82M-1AK3	59 lbs	1,299.00	753.42
	Kit-4	CAS-82M-1AK4	74 lbs	1,580.00	916.40
2K	Mount	CAS-82M-2M	19 lbs	395.00	229.10
	Kit-3	CAS-82M-2K3	59 lbs	1,299.00	753.42
	Kit-4	CAS-82M-2K4	74 lbs	1,580.00	916.40
2.5K	Mount	CAS-82M-2AM	19 lbs	395.00	229.10
	Kit-3	CAS-82M-2AK3	59 lbs	1,299.00	753.42
	Kit-4	CAS-82M-2AK4	74 lbs	1,580.00	916.40
4K	Mount	CAS-82M-4M	19 lbs	395.00	229.10
	Kit-3	CAS-82M-4K3	59 lbs	1,299.00	753.42
	Kit-4	CAS-82M-4K4	74 lbs	1,580.00	916.40
5Kse	Mount	CAS-82M-5SM	19 lbs	395.00	229.10
	Kit-3	CAS-82M-5SK3	59 lbs	1,299.00	753.42
	Kit-4	CAS-82M-5SK4	74 lbs	1,580.00	916.40
5K	Mount	CAS-82M-5M	24 lbs	590.00	342.20
	Kit-3	CAS-82M-5K3	77 lbs	1,770.00	1,026.60
	Kit-4	CAS-82M-5K4	100 lbs	2,360.00	1,368.80
10K	Mount	CAS-82M-10M	24 lbs	590.00	342.20
	Kit-3	CAS-82M-10K3	77 lbs	1,770.00	1,026.60
	Kit-4	CAS-82M-10K4	100 lbs	2,360.00	1,368.80
15K	Mount	CAS-82M-15M	24 lbs	990.00	574.20
	Kit-3	CAS-82M-15K3	77 lbs	2,970.00	1,722.60
	Kit-4	CAS-82M-15K4	100 lbs	3,960.00	2,296.80
20K	Mount	CAS-82M-20M	24 lbs	990.00	574.20
	Kit-3	CAS-82M-20K3	77 lbs	2,970.00	1,722.60
	Kit-4	CAS-82M-20K4	100 lbs	3,960.00	2,296.80

Mounts/LC

CAS-82MS: Stainless Steel Load Cell w/Stainless Steel Mount

Capacity per module	Mount	Item #	Ship Weight	List Price	Dealer Price
250 lb	Mount	CAS-82MS-250L	19 lbs	675.00	391.50
	Kit-3	CAS-82MS-250LK3	59 lbs	2,025.00	1,174.50
	Kit-4	CAS-82MS-250LK4	74 lbs	2,700.00	1,566.00
500 lb	Mount	CAS-82MS-500L	19 lbs	675.00	391.50
	Kit-3	CAS-82MS-500LK3	59 lbs	2,025.00	1,174.50
	Kit-4	CAS-82MS-500LK4	74 lbs	2,700.00	1,566.00
1K	Mount	CAS-82MS-1M	19 lbs	675.00	391.50
	Kit-3	CAS-82MS-1K3	59 lbs	2,025.00	1,174.50
	Kit-4	CAS-82MS-1K4	74 lbs	2,700.00	1,566.00
1.5K	Mount	CAS-82MS-1AM	19 lbs	675.00	391.50
	Kit-3	CAS-82MS-1AK3	59 lbs	2,025.00	1,174.50
	Kit-4	CAS-82MS-1AK4	74 lbs	2,700.00	1,566.00
2K	Mount	CAS-82MS-2M	19 lbs	675.00	391.50
	Kit-3	CAS-82MS-2K3	59 lbs	2,025.00	1,174.50
	Kit-4	CAS-82MS-2K4	74 lbs	2,700.00	1,566.00
2.5K	Mount	CAS-82MS-2AM	19 lbs	675.00	391.50
	Kit-3	CAS-82MS-2AK3	59 lbs	2,025.00	1,174.50
	Kit-4	CAS-82MS-2AK4	74 lbs	2,700.00	1,566.00

Capacity per module	Mount	Item #	Ship Weight	List Price	Dealer Price
4K	Mount	CAS-82MS-4M	19 lbs	675.00	391.50
	Kit-3	CAS-82MS-4K3	59 lbs	2,025.00	1,174.50
	Kit-4	CAS-82MS-4K4	74 lbs	2,700.00	1,566.00
5Kse	Mount	CAS-82MS-5SM	19 lbs	675.00	391.50
	Kit-3	CAS-82MS-5SK3	59 lbs	2,025.00	1,174.50
	Kit-4	CAS-82MS-5SK4	74 lbs	2,700.00	1,566.00
5K	Mount	CAS-82MS-5M	24 lbs	855.00	495.90
	Kit-3	CAS-82MS-5K3	77 lbs	2,565.00	1,487.70
	Kit-4	CAS-82MS-5K4	100 lbs	3,420.00	1,983.60
10K	Mount	CAS-82MS-10M	24 lbs	855.00	495.90
	Kit-3	CAS-82MS-10K3	77 lbs	2,565.00	1,487.70
	Kit-4	CAS-82MS-10K4	100 lbs	3,420.00	1,983.60
15K	Mount	CAS-82MS-15M	24 lbs	1,300.00	754.00
	Kit-3	CAS-82MS-15K3	77 lbs	3,995.00	2,317.00
	Kit-4	CAS-82MS-15K4	100 lbs	5,299.00	3,073.42
20K	Mount	CAS-82MS-20M	24 lbs	1,300.00	754.00
	Kit-3	CAS-82MS-20K3	77 lbs	3,995.00	2,317.00
	Kit-4	CAS-82MS-20K4	100 lbs	5,299.00	3,073.42

CAS-82MW2: Stainless Steel Welded Load Cell w/Stainless Steel Mount Uses CAS-23LW2 Load Cell


Capacity per module	Mount	Item #	Ship Weight	List Price	Dealer Price
1K	Mount	CAS-82MW2-1M	19 lbs	710.00	411.80
	Kit-3	CAS-82MW2-1K3	59 lbs	2,130.00	1,235.40
	Kit-4	CAS-82MW2-1K4	74 lbs	2,840.00	1,647.20
1.5K	Mount	CAS-82MW2-1AM	19 lbs	710.00	411.80
	Kit-3	CAS-82MW2-1AK3	59 lbs	2,130.00	1,235.40
	Kit-4	CAS-82MW2-1AK4	74 lbs	2,840.00	1,647.20
2K	Mount	CAS-82MW2-2M	19 lbs	710.00	411.80
	Kit-3	CAS-82MW2-2K3	59 lbs	2,130.00	1,235.40
	Kit-4	CAS-82MW2-2K4	74 lbs	2,840.00	1,647.20
2.5K	Mount	CAS-82MW2-2AM	19 lbs	710.00	411.80
	Kit-3	CAS-82MW2-2AK3	59 lbs	2,130.00	1,235.40
	Kit-4	CAS-82MW2-2AK4	74 lbs	2,840.00	1,647.20
4K	Mount	CAS-82MW2-4M	19 lbs	710.00	411.80
	Kit-3	CAS-82MW2-4K3	59 lbs	2,130.00	1,235.40
	Kit-4	CAS-82MW2-4K4	74 lbs	2,840.00	1,647.20
5Kse	Mount	CAS-82MW2-5SM	19 lbs	710.00	411.80
	Kit-3	CAS-82MW2-5SK3	59 lbs	2,130.00	1,235.40
	Kit-4	CAS-82MW2-5SK4	74 lbs	2,840.00	1,647.20
5K	Mount	CAS-82MW2-5M	24 lbs	900.00	522.00
	Kit-3	CAS-82MW2-5K3	77 lbs	2,700.00	1,566.00
	Kit-4	CAS-82MW2-5K4	100 lbs	3,600.00	2,088.00
10K	Mount	CAS-82MW2-10M	24 lbs	900.00	522.00
	Kit-3	CAS-82MW2-10K3	77 lbs	2,700.00	1,566.00
	Kit-4	CAS-82MW2-10K4	100 lbs	3,600.00	2,088.00

CAS-82MW3: Stainless Steel Welded Load Cell w/Stainless Steel Mount Uses CAS-23LW3 Load Cell

Capacity per module	Mount	Item #	Ship Weight	List Price	Dealer Price
1K	Mount	CAS-82MW3-1M	19 lbs	710.00	462.00
	Kit-3	CAS-82MW3-1K3	59 lbs	2,385.00	1,312.00
	Kit-4	CAS-82MW3-1K4	74 lbs	3,095.00	1,702.00
1.5K	Mount	CAS-82MW3-1AM	19 lbs	710.00	462.00
	Kit-3	CAS-82MW3-1AK3	59 lbs	2,385.00	1,312.00
	Kit-4	CAS-82MW3-1AK4	74 lbs	3,095.00	1,702.00
2K	Mount	CAS-82MW3-2M	19 lbs	710.00	462.00
	Kit-3	CAS-82MW3-2K3	59 lbs	2,385.00	1,312.00
	Kit-4	CAS-82MW3-2K4	74 lbs	3,095.00	1,702.00
2.5K	Mount	CAS-82MW3-2AM	19 lbs	710.00	462.00
	Kit-3	CAS-82MW3-2AK3	59 lbs	2,385.00	1,312.00
	Kit-4	CAS-82MW3-2AK4	74 lbs	3,095.00	1,702.00
4K	Mount	CAS-82MW3-4M	19 lbs	710.00	462.00
	Kit-3	CAS-82MW3-4K3	59 lbs	2,385.00	1,312.00
	Kit-4	CAS-82MW3-4K4	74 lbs	3,095.00	1,702.00
5Kse	Mount	CAS-82MW3-5SM	19 lbs	710.00	462.00
	Kit-3	CAS-82MW3-5SK3	59 lbs	2,385.00	1,312.00
	Kit-4	CAS-82MW3-5SK4	74 lbs	3,095.00	1,702.00
5K	Mount	CAS-82MW3-5M	24 lbs	900.00	585.00
	Kit-3	CAS-82MW3-5K3	77 lbs	2,955.00	1,625.00
	Kit-4	CAS-82MW3-5K4	100 lbs	3,600.00	1,980.00
10K	Mount	CAS-82MW3-10M	24 lbs	900.00	585.00
	Kit-3	CAS-82MW3-10K3	77 lbs	2,955.00	1,625.00
	Kit-4	CAS-82MW3-10K4	100 lbs	3,600.00	1,980.00

Mounts/LC

CAS-16M Series



Tank Mount

The CAS-16M is designed for use in medium to heavy capacity tanks, hoppers, and bin scales. Perfect for mechanical conversions and new installations. This low profile mount with its bolt in place design simplifies the conversion of any tank or hopper into a scale. The self checking design eliminates the need for external hardware.

Country of Origin: China - Tariff applied if applicable

- 1,000 to 75,000 lbs
- Center Pivoted Loading
- Self Checking Movement
- Easy Installation
- Shock Load Protection
- Thermal Expansion and Contraction
- Safe Overload: 150%, Safe Side Overload: 150%

CAS-16M: Alloy Steel Load Cell w/Mild Steel Mount

Applications

Powder & Bulk Processing, Mixing, Blending & Batching, Food & Beverage Handling, Level & Inventory Control, Hostile Environment

Configurations

- Alloy Steel Load Cell with Mild Steel Mount
- Stainless Steel Welded Load Cell with Mild Steel Mount
- Stainless Steel Welded Load Cell with Stainless Steel Mount

Load Cells

CAS-16L, CAS-16LV



CAS-16LV Only

Kits

3 Mount or 4 Mount Kits available. Kits will include the CAS SS34AS NEMA 4X Stainless Steel Junction Box with 4 cell signal trim summing card and 25' of cable.

CAS-16M: Alloy Steel Load Cell w/Mild Steel Mount

Capacity per module	Mount	Item #	Ship Weight	List Price	Dealer Price
1K	Mount	CAS-16M-1M	25 lbs	575.00	333.50
	Kit-3	CAS-16M-1K3	79 lbs	1,905.00	1,104.90
	Kit-4	CAS-16M-1K4	101 lbs	2,540.00	1,473.20
1.5K	Mount	CAS-16M-1AM	25 lbs	575.00	333.50
	Kit-3	CAS-16M-1AK3	79 lbs	1,905.00	1,104.90
	Kit-4	CAS-16M-1AK4	101 lbs	2,540.00	1,473.20

Capacity per module	Mount	Item #	Ship Weight	List Price	Dealer Price
2K	Mount	CAS-16M-2M	25 lbs	575.00	333.50
	Kit-3	CAS-16M-2K3	79 lbs	1,905.00	1,104.90
	Kit-4	CAS-16M-2K4	101 lbs	2,540.00	1,473.00
2.5K	Mount	CAS-16M-2AM	25 lbs	575.00	333.50
	Kit-3	CAS-16M-2AK3	79 lbs	1,905.00	1,104.90
	Kit-4	CAS-16M-2AK4	101 lbs	2,540.00	1,473.00
3K	Mount	CAS-16M-3M	25 lbs	575.00	333.50
	Kit-3	CAS-16M-3K3	79 lbs	1,905.00	1,104.90
	Kit-4	CAS-16M-3K4	101 lbs	2,540.00	1,473.00
5K	Mount	CAS-16M-5M	25 lbs	575.00	333.50
	Kit-3	CAS-16M-5K3	79 lbs	1,905.00	1,104.90
	Kit-4	CAS-16M-5K4	101 lbs	2,540.00	1,473.00
10K	Mount	CAS-16M-10M	67 lbs	795.00	461.10
	Kit-3	CAS-16M-10K3	205 lbs	2,512.50	1,457.25
	Kit-4	CAS-16M-10K4	269 lbs	3,350.00	1,943.00
15K	Mount	CAS-16M-15M	67 lbs	795.00	461.10
	Kit-3	CAS-16M-15K3	205 lbs	2,512.50	1,457.25
	Kit-4	CAS-16M-15K4	269 lbs	3,350.00	1,943.00
20K	Mount	CAS-16M-20M	67 lbs	795.00	461.10
	Kit-3	CAS-16M-20K3	205 lbs	2,512.20	1,457.25
	Kit-4	CAS-16M-20K4	269 lbs	3,350.00	1,943.00
25K	Mount	CAS-16M-25M	67 lbs	795.00	461.10
	Kit-3	CAS-16M-25K3	205 lbs	2,512.50	1,457.25
	Kit-4	CAS-16M-25K4	269 lbs	3,350.00	1,953.00
35K	Mount	CAS-16M-35M	72 lbs	795.00	461.10
	Kit-3	CAS-16M-35K3	216 lbs	2,512.20	1,457.25
	Kit-4	CAS-16M-35K4	285 lbs	3,350.00	1,943.00
50K	Mount	CAS-16M-50M	183 lbs	1,780.00	1,032.40
	Kit-3	CAS-16M-50K3	550 lbs	5,340.00	3,097.20
	Kit-4	CAS-16M-50K4	730 lbs	7,120.00	4,129.00
75K	Mount	CAS-16M-75M	183 lbs	1,780.00	1,032.40
	Kit-3	CAS-16M-75K3	550 lbs	5,340.00	3,097.20
	Kit-4	CAS-16M-75K4	730 lbs	7,120.00	4,129.00
100K	Mount	CAS-16M-100M	316 lbs	2,995.00	1,737.10
	Kit-3	CAS-16M-100K3	950 lbs	8,985.00	5,211.30
	Kit-4	CAS-16M-100K4	1265 lbs	11,980.00	6,948.40
125K	Mount	CAS-16M-125M	316 lbs	2,995.00	1,737.10
	Kit-3	CAS-16M-125K3	950 lbs	8,985.00	5,211.30
	Kit-4	CAS-16M-125K4	1265 lbs	11,980.00	6,948.40

Mounts/LC

CAS-16MW: Stainless Steel Welded Load Cell w/Mild Steel Mount

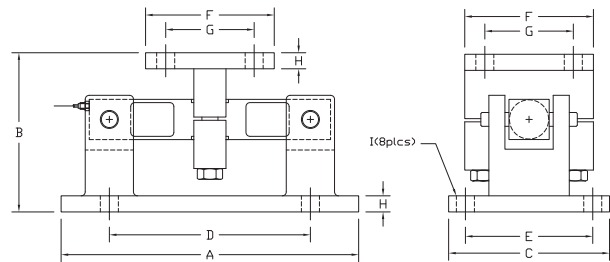
Capacity per module	Mount	Item #	Ship Weight	List Price	Dealer Price
1K	Mount	CAS-16MW-1M	25 lbs	625.00	362.50
	Kit-3	CAS-16MW-1K3	79 lbs	2,055.00	1,130.25
	Kit-4	CAS-16MW-1K4	101 lbs	2,740.00	1,507.00
1.5K	Mount	CAS-16MW-1AM	25 lbs	625.00	362.50
	Kit-3	CAS-16MW-1AK3	79 lbs	2,055.00	1,130.25
	Kit-4	CAS-16MW-1AK4	101 lbs	2,740.00	1,507.00
2K	Mount	CAS-16MW-2M	25 lbs	625.00	362.50
	Kit-3	CAS-16MW-2K3	79 lbs	2,055.00	1,130.25
	Kit-4	CAS-16MW-2K4	101 lbs	2,740.00	1,507.00
2.5K	Mount	CAS-16MW-2AM	25 lbs	625.00	362.50
	Kit-3	CAS-16MW-2AK3	79 lbs	2,055.00	1,130.25
	Kit-4	CAS-16MW-2AK4	101 lbs	2,740.00	1,507.00
3K	Mount	CAS-16MW-3M	25 lbs	625.00	362.50
	Kit-3	CAS-16MW-3K3	79 lbs	2,055.00	1,130.25
	Kit-4	CAS-16MW-3K4	101 lbs	2,740.00	1,507.00
5K	Mount	CAS-16MW-5M	25 lbs	625.00	362.50
	Kit-3	CAS-16MW-5K3	79 lbs	2,055.00	1,130.25
	Kit-4	CAS-16MW-5K4	101 lbs	2,740.00	1,507.00
10K	Mount	CAS-16MW-10M	67 lbs	850.00	493.00
	Kit-3	CAS-16MW-10K3	205 lbs	2,670.00	1,468.50
	Kit-4	CAS-16MW-10K4	269 lbs	3,560.00	1,958.00
15K	Mount	CAS-16MW-15M	67 lbs	850.00	493.00
	Kit-3	CAS-16MW-15K3	205 lbs	2,670.00	1,468.50
	Kit-4	CAS-16MW-15K4	269 lbs	3,560.00	1,958.00
20K	Mount	CAS-16MW-20M	67 lbs	850.00	493.00
	Kit-3	CAS-16MW-20K3	205 lbs	2,670.00	1,468.00
	Kit-4	CAS-16MW-20K4	269 lbs	3,560.00	1,958.00
25K	Mount	CAS-16MW-25M	67 lbs	850.00	493.00
	Kit-3	CAS-16MW-25K3	205 lbs	2,670.00	1,468.00
	Kit-4	CAS-16MW-25K4	269 lbs	3,560.00	1,958.00
35K	Mount	CAS-16MW-35M	72 lbs	850.00	493.00
	Kit-3	CAS-16MW-35K3	216 lbs	2,670.00	1,468.50
	Kit-4	CAS-16MW-35K4	285 lbs	3,560.00	1,958.00
50K	Mount	CAS-16MW-50M	183 lbs	2,175.00	1,261.50
	Kit-3	CAS-16MW-50K3	550 lbs	6,525.00	3,588.75
	Kit-4	CAS-16MW-50K4	730 lbs	8,700.00	4,785.00
75K	Mount	CAS-16MW-75M	183 lbs	2,175.00	1,261.50
	Kit-3	CAS-16MW-75K3	550 lbs	6,525.00	3,588.75
	Kit-4	CAS-16MW-75K4	730 lbs	8,700.00	4,785.00

CAS-16MS: Stainless Steel Welded Load Cell w/Stainless Steel Mount

Capacity per module	Mount	Item #	Ship Weight	List Price	Dealer Price
1K	Mount	CAS-16MS-1M	25 lbs	1,025.00	594.50
	Kit-3	CAS-16MS-1K3	79 lbs	3,135.00	1,818.30
	Kit-4	CAS-16MS-1K4	101 lbs	4,180.00	2,424.40
1.5K	Mount	CAS-16MS-1AM	25 lbs	1,025.00	594.50
	Kit-3	CAS-16MS-1AK3	79 lbs	3,135.00	1,818.30
	Kit-4	CAS-16MS-1AK4	101 lbs	4,180.00	2,424.40
2K	Mount	CAS-16MS-2M	25 lbs	1,025.00	594.50
	Kit-3	CAS-16MS-2K3	79 lbs	3,135.00	1,818.30
	Kit-4	CAS-16MS-2K4	101 lbs	4,180.00	2,424.40
2.5K	Mount	CAS-16MS-2AM	25 lbs	1,025.00	594.50
	Kit-3	CAS-16MS-2AK3	79 lbs	3,135.00	1,818.30
	Kit-4	CAS-16MS-2AK4	101 lbs	4,180.00	2,424.40
3K	Mount	CAS-16MS-3M	25 lbs	1,025.00	594.50
	Kit-3	CAS-16MS-3K3	79 lbs	3,135.00	1,818.30
	Kit-4	CAS-16MS-3K4	101 lbs	4,180.00	2,424.40
5K	Mount	CAS-16MS-5M	25 lbs	1,025.00	594.50
	Kit-3	CAS-16MS-5K3	79 lbs	3,135.00	1,818.30
	Kit-4	CAS-16MS-5K4	101 lbs	4,180.00	2,424.40
10K	Mount	CAS-16MS-10M	67 lbs	1,650.00	918.50
	Kit-3	CAS-16MS-10K3	205 lbs	5,010.00	2,905.80
	Kit-4	CAS-16MS-10K4	269 lbs	6,680.00	3,874.40
15K	Mount	CAS-16MS-15M	67 lbs	1,650.00	918.50
	Kit-3	CAS-16MS-15K3	205 lbs	5,010.00	2,905.80
	Kit-4	CAS-16MS-15K4	269 lbs	6,680.00	3,874.00
20K	Mount	CAS-16MS-20M	67 lbs	1,650.00	918.50
	Kit-3	CAS-16MS-20K3	205 lbs	5,010.00	2,905.80
	Kit-4	CAS-16MS-20K4	269 lbs	6,680.00	3,874.00
25K	Mount	CAS-16MS-25M	67 lbs	1,650.00	918.50
	Kit-3	CAS-16MS-25K3	205 lbs	5,010.00	2,905.80
	Kit-4	CAS-16MS-25K4	269 lbs	6,680.00	3,874.00
35K	Mount	CAS-16MS-35M	72 lbs	1,650.00	918.50
	Kit-3	CAS-16MS-35K3	216 lbs	5,010.00	2,905.80
	Kit-4	CAS-16MS-35K4	285 lbs	6,680.00	3,874.00
50K	Mount	CAS-16MS-50M	183 lbs	3,745.00	2,059.75
	Kit-3	CAS-16MS-50K3	550 lbs	11,235.00	6,516.30
	Kit-4	CAS-16MS-50K4	730 lbs	14,980.00	8,688.40
75K	Mount	CAS-16MS-75M	183 lbs	3,745.00	2,059.75
	Kit-3	CAS-16MS-75K3	550 lbs	11,235.00	6,516.30
	Kit-4	CAS-16MS-75K4	730 lbs	14,980.00	8,688.40


DIMENSIONS

Rated Capacity	Dimensions								
	A	B	C	D	E	F	G	H	I
1K - 5K	9.25	5.00	5.00	6.25	3.75	4.00	2.75	0.50	0.56
10K - 25K, 35K	12.00	7.90	8.00	7.50	6.00	8.00	6.00	0.75	0.81
50K, 75K	16.25	9.30	12.00	11.50	9.50	9.00	6.50	1.00	0.81
100K - 125K	23.50	11.75	14.00	20.00	12.00	10.00	8.00	1.12	1.12



See literature for mount and load cell placement

CAS-03M Series



Country of Origin: China - Tariff applied if applicable

Tank Mount

The CAS-03M is designed for use in medium to high capacity weighing systems, including but not limited to tanks, hoppers, vehicle, and rail track scales. The double ended shear beam, low profile design is ideal for mechanical conversions and new installations. The self checking feature eliminates the need for external hardware. Easy load cell installation and replacement.

- 5,000 lbs to 200,000 lbs
- Center Pivoted Loading
- Self-check Movement
- Easy Installation
- Shock Load Protection
- Thermal Expansion and Contraction
- Lift-off Protection
- Safe Overload 150%, Safe Side Overload 150%

Applications

Powder & Bulk Processing, Food & Beverage Handling, Mixing, Blending, & Batching, Hostile Environment, Level & Inventory Control

Configurations

- Alloy Steel Load Cell with Mild Steel Mount
- Stainless Steel Welded Load Cell with Mild Steel Mount
- Stainless Steel Welded Load Cell with Stainless Steel Mount

Load Cells

CAS-5103L, CAS-5103LW



CAS-5103LW Only

Kits

3 Mount or 4 Mount Kits available. Kits will include the CAS SS34AS NEMA 4X Stainless Steel Junction Box with 4 cell signal trim summing card and 25' of cable.

CAS-03M: Alloy Steel Load Cell w/Mild Steel Mount

Capacity per module	Mount	Item #	Ship Weight	List Price	Dealer Price
5K	Mount	CAS-03M-5M	38 lbs	870.00	504.60
	Kit-3	CAS-03M-5K3	118 lbs	2,760.00	1,600.80
	Kit-4	CAS-03M-5K4	153 lbs	3,680.00	2,134.40
10K	Mount	CAS-03M-10M	38 lbs	870.00	504.60
	Kit-3	CAS-03M-10K3	118 lbs	2,760.00	1,600.80
	Kit-4	CAS-03M-10K4	153 lbs	3,680.00	2,134.40
20K	Mount	CAS-03M-20M	38 lbs	870.00	504.60
	Kit-3	CAS-03M-20K3	118 lbs	2,760.00	1,600.80
	Kit-4	CAS-03M-20K4	153 lbs	3,680.00	2,134.40
30K	Mount	CAS-03M-30M	99 lbs	1,440.00	835.20
	Kit-3	CAS-03M-30K3	303 lbs	4,320.00	2,505.60
	Kit-4	CAS-03M-30K4	400 lbs	5,760.00	3,340.80
40K	Mount	CAS-03M-40M	99 lbs	1,440.00	835.20
	Kit-3	CAS-03M-40K3	303 lbs	4,320.00	2,505.60
	Kit-4	CAS-03M-40K4	400 lbs	5,760.00	3,340.80
50K	Mount	CAS-03M-50M	99 lbs	1,440.00	835.20
	Kit-3	CAS-03M-50K3	303 lbs	4,320.00	2,505.60
	Kit-4	CAS-03M-50K4	400 lbs	5,760.00	3,340.80
60K	Mount	CAS-03M-60M	99 lbs	1,440.00	835.20
	Kit-3	CAS-03M-60K3	303 lbs	4,320.00	2,505.60
	Kit-4	CAS-03M-60K4	400 lbs	5,760.00	3,340.80
100K	Mount	CAS-03M-100M	199 lbs	2,359.00	1,368.22
	Kit-3	CAS-03M-100K3	602 lbs	7,245.00	4,202.10
	Kit-4	CAS-03M-100K4	801 lbs	9,599.00	5,567.42
150K	Mount	CAS-03M-150M	180 lbs	2,359.00	1,368.22
	Kit-3	CAS-03M-150K3	538 lbs	7,245.00	4,202.10
	Kit-4	CAS-03M-150K4	720 lbs	9,599.00	5,567.42

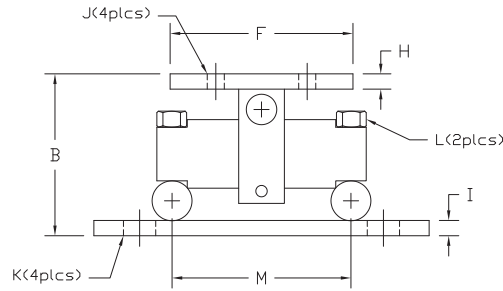
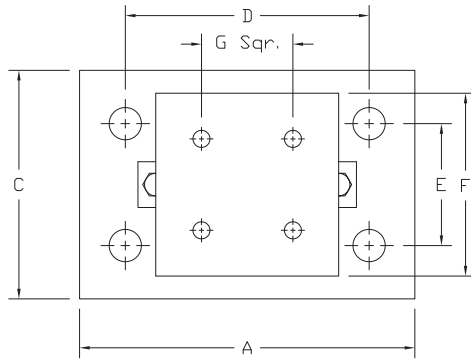
Mounts/LC

CAS-03MW: Stainless Steel Welded Load Cell w/Mild Steel Mount

Capacity per module	Mount	Item #	Ship Weight	List Price	Dealer Price
10K	Mount	CAS-03MW-10M	38 lbs	979.00	567.82
	Kit-3	CAS-03MW-10K3	118 lbs	3,100.00	1,798.00
	Kit-4	CAS-03MW-10K4	153 lbs	4,100.00	2,378.00
20K	Mount	CAS-03MW-20M	38 lbs	979.00	567.82
	Kit-3	CAS-03MW-20K3	118 lbs	3,100.00	1,798.00
	Kit-4	CAS-03MW-20K4	153 lbs	4,100.00	2,378.00
30K	Mount	CAS-03MW-30M	99 lbs	1,540.00	893.20
	Kit-3	CAS-03MW-30K3	303 lbs	4,620.00	2,679.60
	Kit-4	CAS-03MW-30K4	400 lbs	6,160.00	3,572.80
40K	Mount	CAS-03MW-40M	99 lbs	1,540.00	893.20
	Kit-3	CAS-03MW-40K3	303 lbs	4,620.00	2,679.60
	Kit-4	CAS-03MW-40K4	400 lbs	6,160.00	3,572.80
50K	Mount	CAS-03MW-50M	99 lbs	1,540.00	893.20
	Kit-3	CAS-03MW-50K3	303 lbs	4,620.00	2,679.60
	Kit-4	CAS-03MW-50K4	400 lbs	6,160.00	3,572.80
60K	Mount	CAS-03MW-60M	99 lbs	1,540.00	893.20
	Kit-3	CAS-03MW-60K3	303 lbs	4,620.00	2,679.60
	Kit-4	CAS-03MW-60K4	400 lbs	6,160.00	3,572.80

CAS-03MS: Stainless Steel Welded Load Cell w/Stainless Steel Mount

Capacity per module	Mount	Item #	Ship Weight	List Price	Dealer Price
10K	Mount	CAS-03MS-10M	38 lbs	1,400.00	812.00
	Kit-3	CAS-03MS-10K3	118 lbs	4,350.00	2,523.00
	Kit-4	CAS-03MS-10K4	153 lbs	5,800.00	3,364.00
20K	Mount	CAS-03MS-20M	38 lbs	1,400.00	812.00
	Kit-3	CAS-03MS-20K3	118 lbs	4,350.00	2,523.00
	Kit-4	CAS-03MS-20K4	153 lbs	5,800.00	3,364.00
30K	Mount	CAS-03MS-30M	99 lbs	2,815.00	1,632.70
	Kit-3	CAS-03MS-30K3	303 lbs	8,445.00	4,898.10
	Kit-4	CAS-03MS-30K4	400 lbs	11,260.00	6,530.80
40K	Mount	CAS-03MS-40M	99 lbs	2,815.00	1,632.70
	Kit-3	CAS-03MS-40K3	303 lbs	8,445.00	4,898.00
	Kit-4	CAS-03MS-40K4	400 lbs	11,260.00	6,530.00
50K	Mount	CAS-03MS-50M	99 lbs	2,815.00	1,643.70
	Kit-3	CAS-03MS-50K3	303 lbs	8,445.00	4,898.00
	Kit-4	CAS-03MS-50K4	400 lbs	11,260.00	6,530.00
60K	Mount	CAS-03MS-60M	99 lbs	2,815.00	1,643.70
	Kit-3	CAS-03MS-60K3	303 lbs	8,445.00	4,898.00
	Kit-4	CAS-03MS-60K4	400 lbs	11,260.00	6,530.00




See literature for mount and load cell placement

DIMENSIONS

Rated Capacity	Dimensions												
	A	B	C	D	E	F	G	H	I	J	K	L	M
5K - 20K	11.00	5.31	7.50	8.00	4.00	6.00	3.00	0.50	0.75	0.56	1.06	5/8 - 18UNF	6.87
30K - 60K	15.00	8.43	10.00	11.50	6.00	8.00	5.12	0.75	1.00	0.68	1.19	1 - 14UNF	8.50
100K	18.00	10.37	12.00	14.00	9.00	10.00	7.50	1.25	1.25	0.81	1.38	1 - 14UNF	9.50
150K	18.00	10.37	12.00	14.00	9.00	10.00	7.50	1.25	1.25	0.81	1.38	1 - 14UNF	9.50
200K - 250K	26.00	16.75	12.00	20.00	6.00	12.00	9.00	2.00	2.00	1.06	1.88	1 1/2 - 12UNF	13.00

CAS-412M Series



Tank Mount

The CAS-412M is a low profile stainless steel canister assembly with integral mounting plates. Designed for use with tanks, bin & hopper weighing, silo, batching & blending.

- Hermetically Sealed
- Self Checking
- Self Checking Capability

Country of Origin: China - Tariff applied if applicable

CAS-412M: Stainless Steel Load Cell w/Stainless Steel Mount

Capacity per module	Mount	Item #	Ship Weight	List Price	Dealer Price
10K	Mount	CAS-412M-10M	30 lbs	1,200.00	696.00
	Kit-3	CAS-412M-10K3	94 lbs	3,750.00	2,175.00
	Kit-4	CAS-412M-10K4	124 lbs	4,999.00	2,899.42
15K	Mount	CAS-412M-15M	30 lbs	1,200.00	696.00
	Kit-3	CAS-412M-15K3	94 lbs	3,750.00	2,175.00
	Kit-4	CAS-412M-15K4	124 lbs	4,999.00	2,899.42
20K	Mount	CAS-412M-20M	30 lbs	1,200.00	696.00
	Kit-3	CAS-412M-20K3	94 lbs	3,750.00	2,175.00
	Kit-4	CAS-412M-20K4	124 lbs	4,999.00	2,899.42
25K	Mount	CAS-412M-25M	30 lbs	1,200.00	696.00
	Kit-3	CAS-412M-25K3	94 lbs	3,750.00	2,175.00
	Kit-4	CAS-412M-25K4	124 lbs	4,999.00	2,899.42
30K	Mount	CAS-412M-30M	75 lbs	1,200.00	696.00
	Kit-3	CAS-412M-30K3	230 lbs	3,750.00	2,175.00
	Kit-4	CAS-412M-30K4	305 lbs	4,999.00	2,899.42
50K	Mount	CAS-412M-50M	75 lbs	1,200.00	696.00
	Kit-3	CAS-412M-50K3	230 lbs	3,750.00	2,175.00
	Kit-4	CAS-412M-50K4	305 lbs	4,999.00	2,899.42

Configurations

- Stainless Steel Load Cell with Stainless Steel Mount

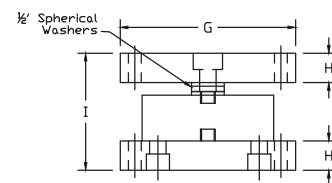
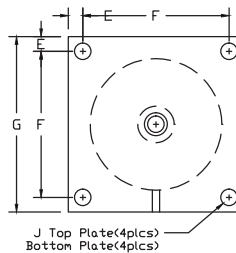
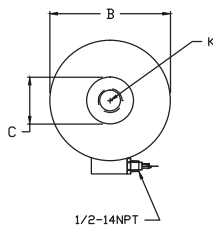
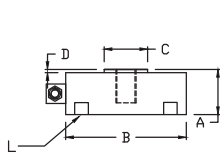
Load Cells

CAS-412



Kits

3 Mount or 4 Mount Kits available. Kits will include the CAS SS34AS NEMA 4X Stainless Steel Junction Box with 4 cell signal trim summing card and 25' of cable.



See literature for mount and load cell placement

DIMENSIONS

Rated Capacity	Dimensions											
	A	B	C	D	E	F	G	H	I	J	K	
Mount & Load Cell	10K - 25K	-	-	-	-	0.50	5.00	6.00	1.00	4.00	0.56	-
	30K - 50K	-	-	-	-	0.75	6.50	8.00	1.25	5.00	0.69	-
Load Cell Only	10K - 25K	2.18	4.50	1.62	0.50	3/8 - 24UNF x 1.00 deep				-	3/4 - 16UNF x 1.00 deep	
	30K - 50K	2.51	4.50	1.62	0.50	3/8 - 24UNF x 1.00 deep				-	3/4 - 16UNF x 1.00 deep	

CAS-6620 Series

Tank Mount

Capacities ranging from 1,000 lbs to 60,000 lbs

- Stainless steel load cell with complete hermetic seal IP68/69K rated
- Hygienic design utilizes few parts and smooth rounded surfaces for exceptional ease of cleaning
- Low profile pancake design
- Integrated lift off protection



Country of Origin: Sri Lanka

Applications

Designed for hygienic food and pharma industrial use. Few parts and smooth surface make this mount ideal for Clean In Place and Sanitize In Place processes.

Configuration

- Stainless Steel Load Cell with Galvanized Steel Mount
- Stainless Steel Load Cell with Stainless Steel Mount

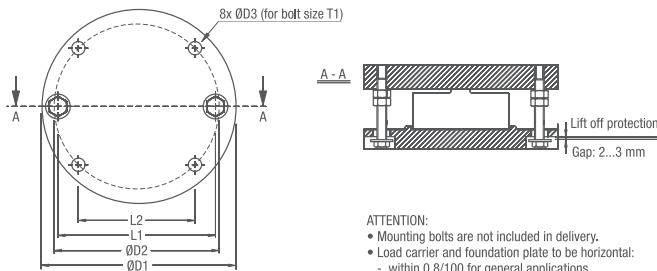
Load Cells

CAS-Q50

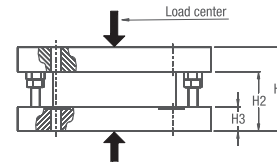


Kits

3 Mount or 4 Mount Kits available. Kits will include the CAS SS34AS NEMA 4X Stainless Steel Junction Box with 4 cell signal trim summing card and 25' of cable.



- ATTENTION:
- Mounting bolts are not included in delivery.
 - Load carrier and foundation plate to be horizontal:
 - within 0.8/100 for general applications
 - External bumper stops are required.
- Gap approx. 2...3 mm



DIMENSIONS

Capacity	Dimensions									Max lift off force (t)
	D1	D2	D3	H1	H2	H3	L1	L2	T1	
1K to 10K	6.3	5.1	0.5	3.1	2.4	1.0	5.1	3.6	M12	2.5
20K	7.4	5.8	0.7	4.0	2.8	1.3	5.7	4.1	M16	4.5
40K, 60K	9.1	7.3	0.7	4.9	3.6	1.4	7.3	5.2	M16	4.5


CAS-6620: Stainless Steel Load Cell w/Galvanized Steel Mount

CAS-6620: Stainless Steel Load Cell w/Stainless Steel Mount

Capacity per module	Mount	Item #	Ship Weight	List Price	Dealer Price
1K	Mount	CAS-6620-1M		725.00	472.00
	Kit-3	CAS-6620-1K3		2,610.00	1,566.00
	Kit-4	CAS-6620-1K4		3,395.00	2,037.00
2K	Mount	CAS-6620-2M		725.00	472.00
	Kit-3	CAS-6620-2K3		2,610.00	1,566.00
	Kit-4	CAS-6620-2K4		3,395.00	2,037.00
4K	Mount	CAS-6620-4M		725.00	472.00
	Kit-3	CAS-6620-4K3		2,610.00	1,566.00
	Kit-4	CAS-6620-4K4		3,395.00	2,037.00
10K	Mount	CAS-6620-5M		725.00	472.00
	Kit-3	CAS-6620-5K3		2,610.00	1,566.00
	Kit-4	CAS-6620-5K4		3,395.00	2,037.00
20K	Mount	CAS-6620-20M		895.00	582.00
	Kit-3	CAS-6620-20K3		3,160.00	1,896.00
	Kit-4	CAS-6620-20K4		4,125.00	2,475.00
40K	Mount	CAS-6620-40M		1,275.00	829.00
	Kit-3	CAS-6620-40K3		4,395.00	2,637.00
	Kit-4	CAS-6620-40K4		5,799.00	3,480.00
60K	Mount	CAS-6620-60M		1,275.00	829.00
	Kit-3	CAS-6620-60K3		4,395.00	2,637.00
	Kit-4	CAS-6620-60K4		5,799.00	3,480.00

Capacity per module	Mount	Item #	Ship Weight	List Price	Dealer Price
1K	Mount	CAS-6620-1M		859.00	559.00
	Kit-3	CAS-6620-1K3		3,075.00	1,845.00
	Kit-4	CAS-6620-1K4		3,995.00	2,397.00
2K	Mount	CAS-6620-2M		859.00	559.00
	Kit-3	CAS-6620-2K3		3,075.00	1,845.00
	Kit-4	CAS-6620-2K4		3,995.00	2,397.00
4K	Mount	CAS-6620-4M		859.00	559.00
	Kit-3	CAS-6620-4K3		3,075.00	1,845.00
	Kit-4	CAS-6620-4K4		3,995.00	2,397.00
10K	Mount	CAS-6620-5M		859.00	559.00
	Kit-3	CAS-6620-5K3		3,075.00	1,845.00
	Kit-4	CAS-6620-5K4		3,995.00	2,397.00
20K	Mount	CAS-6620-20M		1,159.00	754.00
	Kit-3	CAS-6620-20K3		4,050.00	2,430.00
	Kit-4	CAS-6620-20K4		5,295.00	3,177.00
40K	Mount	CAS-6620-40M		1,695.00	1,102.00
	Kit-3	CAS-6620-40K3		5,795.00	3,477.00
	Kit-4	CAS-6620-40K4		7,595.00	4,577.00
60K	Mount	CAS-6620-60M		1,695.00	1,102.00
	Kit-3	CAS-6620-60K3		5,795.00	3,477.00
	Kit-4	CAS-6620-60K4		7,595.00	4,577.00

CAS-SP9M Series



Country of Origin: China - Tariff applied if applicable

Tank Mount

The CAS-SP9M tank mount assembly uses a hermetically sealed canister load cell with two attached mounting plates. The lower plate is rigidly mounted to the load cell. The top plate allows horizontal expansion but does not separate from the load cell.

- All Stainless Steel Construction
- Hermetically Sealed

Configuration

- Stainless Steel Mount with 5 Inch Plate
- Stainless Steel Mount with 8 Inch Plate

Load Cells

CAS-SP9



Kits

3 Mount or 4 Mount Kits available. Kits will include the CAS SS34AS NEMA 4X Stainless Steel Junction Box with 4 cell signal trim summing card and 25' of cable.

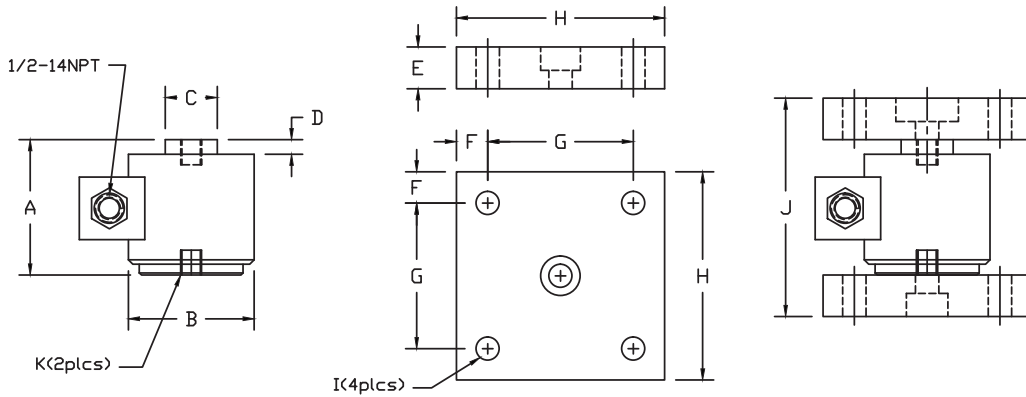
CAS-SP9M: 5 Inch Plates

Capacity per module	Mount	Item #	Ship Weight	List Price	Dealer Price
1K	Mount	CAS-SP9M5-1M	22 lbs	1,200.00	696.00
	Kit-3	CAS-SP9M5-1K3	70 lbs	3,600.00	2,088.00
	Kit-4	CAS-SP9M5-1K4	92 lbs	4,800.00	2,784.00
2K	Mount	CAS-SP9M5-2M	22 lbs	1,200.00	696.00
	Kit-3	CAS-SP9M5-2K3	70 lbs	3,600.00	2,088.00
	Kit-4	CAS-SP9M5-2K4	92 lbs	4,800.00	2,784.00
5K	Mount	CAS-SP9M5-5M	22 lbs	1,200.00	696.00
	Kit-3	CAS-SP9M5-5K3	70 lbs	3,600.00	2,088.00
	Kit-4	CAS-SP9M5-5K4	92 lbs	4,800.00	2,784.00
10K	Mount	CAS-SP9M5-10M	22 lbs	1,200.00	696.00
	Kit-3	CAS-SP9M5-10K3	70 lbs	3,600.00	2,088.00
	Kit-4	CAS-SP9M5-10K4	92 lbs	4,800.00	2,784.00
20K	Mount	CAS-SP9M5-20M	22 lbs	1,200.00	696.00
	Kit-3	CAS-SP9M5-20K3	70 lbs	3,600.00	2,088.00
	Kit-4	CAS-SP9M5-20K4	92 lbs	4,800.00	2,784.00
25K	Mount	CAS-SP9M5-25M	22 lbs	1,200.00	696.00
	Kit-3	CAS-SP9M5-25K3	70 lbs	3,600.00	2,088.00
	Kit-4	CAS-SP9M5-25K4	92 lbs	4,800.00	2,784.00
50K	Mount	CAS-SP9M5-50M	22 lbs	1,200.00	696.00
	Kit-3	CAS-SP9M5-50K3	70 lbs	3,600.00	2,088.00
	Kit-4	CAS-SP9M5-50K4	92 lbs	4,800.00	2,784.00
100K	Mount	CAS-SP9M5-100M	28 lbs	1,300.00	754.00
	Kit-3	CAS-SP9M5-100K3	88 lbs	3,900.00	2,262.00
	Kit-4	CAS-SP9M5-100K4	116 lbs	5,200.00	3,016.00

Mounts/LC

CAS-SP9M: 8 Inch Plates

Capacity per module	Mount	Item #	Ship Weight	List Price	Dealer Price	Capacity per module	Mount	Item #	Ship Weight	List Price	Dealer Price
1K	Mount	CAS-SP9M8-1M	44 lbs	1,350.00	783.00	50K	Mount	CAS-SP9M8-50M	44 lbs	1,350.00	783.00
	Kit-3	CAS-SP9M8-1K3	134 lbs	4,050.00	2,349.00		Kit-3	CAS-SP9M8-50K3	134 lbs	4,050.00	2,349.00
	Kit-4	CAS-SP9M8-1K4	178 lbs	5,400.00	3,132.00		Kit-4	CAS-SP9M8-50K4	178 lbs	5,400.00	3,132.00
2K	Mount	CAS-SP9M8-2M	44 lbs	1,350.00	783.00	100K	Mount	CAS-SP9M8-100M	50 lbs	1,450.00	841.00
	Kit-3	CAS-SP9M8-2K3	134 lbs	4,050.00	2,349.00		Kit-3	CAS-SP9M8-100K3	152 lbs	4,350.00	2,523.00
	Kit-4	CAS-SP9M8-2K4	178 lbs	5,400.00	3,132.00		Kit-4	CAS-SP9M8-100K4	202 lbs	5,800.00	3,364.00
5K	Mount	CAS-SP9M8-5M	44 lbs	1,350.00	783.00	150K	Mount	CAS-SP9M8-150M	68 lbs	1,800.00	1,044.00
	Kit-3	CAS-SP9M8-5K3	134 lbs	4,050.00	2,349.00		Kit-3	CAS-SP9M8-150K3	206 lbs	5,400.00	3,132.00
	Kit-4	CAS-SP9M8-5K4	178 lbs	5,400.00	3,132.00		Kit-4	CAS-SP9M8-150K4	274 lbs	7,200.00	4,176.00
10K	Mount	CAS-SP9M8-10M	44 lbs	1,350.00	783.00	200K	Mount	CAS-SP9M8-200M	68 lbs	1,800.00	1,044.00
	Kit-3	CAS-SP9M8-10K3	134 lbs	4,050.00	2,349.00		Kit-3	CAS-SP9M8-200K3	206 lbs	5,400.00	3,132.00
	Kit-4	CAS-SP9M8-10K4	178 lbs	5,400.00	3,132.00		Kit-4	CAS-SP9M8-200K4	274 lbs	7,200.00	4,176.00
20K	Mount	CAS-SP9M8-20M	44 lbs	1,350.00	783.00	250K	Mount	CAS-SP9M8-250M	272 lbs	1,800.00	1,044.00
	Kit-3	CAS-SP9M8-20K3	134 lbs	4,050.00	2,349.00		Kit-3	CAS-SP9M8-250K3	821 lbs	5,400.00	3,132.00
	Kit-4	CAS-SP9M8-20K4	178 lbs	5,400.00	3,132.00		Kit-4	CAS-SP9M8-250K4	1093 lbs	7,200.00	4,176.00
25K	Mount	CAS-SP9M8-25M	44 lbs	1,350.00	783.00						
	Kit-3	CAS-SP9M8-25K3	134 lbs	4,050.00	2,349.00						
	Kit-4	CAS-SP9M8-25K4	178 lbs	5,400.00	3,132.00						



See literature for mount and load cell placement

DIMENSIONS

Rated Capacity	Dimensions										
	A	B	C	D	E	F	G	H	I	J	K
1K - 50K	3.25	3.00	1.25	0.35	-	-	-	-	-	-	1/2 - 20UNF x .50
100K	5.00	4.00	2.31	0.55	-	-	-	-	-	-	1/2 - 20UNF x .50
150K - 200K	7.25	6.00	3.00	1.10	-	-	-	-	-	-	1/2 - 20UNF x .50
1K - 5K w/5" Plates	-	-	-	-	1.00	0.75	3.50	5.00	0.56	5.25	-
10K - 50K w/8" Plates	-	-	-	-	1.00	1.00	6.00	8.00	0.62	5.25	-
100K w/8" Plates	-	-	-	-	1.00	1.00	6.00	8.00	0.62	7.00	-
150K - 250K w/8" Plates	-	-	-	-	1.00	1.00	6.00	8.00	0.62	9.25	-

Mounts/LC

CAS-94M Series

Tank Mount

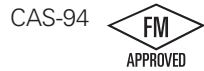
Tank weighing assembly is designed for use with tanks, bins, reactors, and large capacity storage silos.

- Easy Installation
- Self Checking Capability

Configurations

- Alloy Steel Load Cell with Mild Steel Mount
- Stainless Steel Load Cell with Mild Steel Mount
- Stainless Steel Load Cell with Stainless Steel Mount

Load Cells



Kits

3 Mount or 4 Mount Kits available. Kits will include the CAS SS34AS NEMA 4X Stainless Steel Junction Box with 4 cell signal trim summing card and 25' of cable.



Country of Origin: China - Tariff applied if applicable

CAS-94M: Alloy Steel Load Cell w/Mild Steel Mount

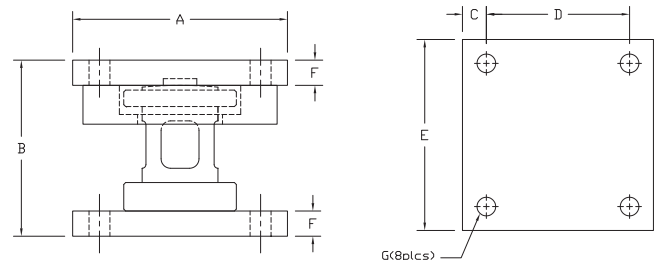
Capacity per module	Mount	Item #	Ship Weight	List Price	Dealer Price
50K	Mount	CAS-94M-50M	49 lbs	1,050.00	609.00
	Kit-3	CAS-94M-50K3	149 lbs	3,150.00	1,827.00
	Kit-4	CAS-94M-50K4	198 lbs	4,200.00	2,436.00
100K	Mount	CAS-94M-100M	90 lbs	1,300.00	754.00
	Kit-3	CAS-94M-100K3	272 lbs	3,900.00	2,262.00
	Kit-4	CAS-94M-100K4	362 lbs	5,200.00	3,016.00
200K	Mount	CAS-94M-200M	168 lbs	2,100.00	1,218.00
	Kit-3	CAS-94M-200K3	509 lbs	6,300.00	3,654.00
	Kit-4	CAS-94M-200K4	677 lbs	8,400.00	4,872.00
300K	Mount	CAS-94M-300M	264 lbs	2,500.00	1,450.00
	Kit-3	CAS-94M-300K3	797 lbs	7,500.00	4,350.00
	Kit-4	CAS-94M-300K4	1064 lbs	10,000.00	5,856.00

CAS-94MS: Stainless Steel Load Cell w/Mild Steel Mount

Capacity per module	Mount	Item #	Ship Weight	List Price	Dealer Price
50K	Mount	CAS-94MS-50M	49 lbs	1,100.00	638.00
	Kit-3	CAS-94MS-50K3	149 lbs	3,450.00	2,001.00
	Kit-4	CAS-94MS-50K4	198 lbs	4,595.00	2,665.10
100K	Mount	CAS-94MS-100M	90 lbs	1,350.00	783.00
	Kit-3	CAS-94MS-100K3	272 lbs	4,290.00	2,488.20
	Kit-4	CAS-94MS-100K4	362 lbs	5,750.00	3,335.00
200K	Mount	CAS-94MS-200M	168 lbs	2,150.00	1,247.00
	Kit-3	CAS-94MS-200K3	509 lbs	6,650.00	3,857.00
	Kit-4	CAS-94MS-200K4	677 lbs	8,595.00	4,985.10
300K	Mount	CAS-94MS-300M	264 lbs	2,590.00	1,502.20
	Kit-3	CAS-94MS-300K3	797 lbs	7,950.00	4,611.00
	Kit-4	CAS-94MS-300K4	1064 lbs	10,500.00	6,090.00

DIMENSIONS

Rated Capacity	Dimensions						
	A	B	C	D	E	F	G
50K	8.00	5.13	1.00	6.00	8.00	0.94	0.78
100K	10.00	7.38	1.25	7.50	10.00	1.19	1.12
200K	12.00	9.50	1.75	8.50	12.00	1.44	1.63
300K	14.00	11.00	2.25	9.50	14.00	1.94	1.63



See literature for mount and load cell placement


Mounts/LC

CAS-TSA Series

Truck Scale Mount

Capacities ranging from 10K lbs to 75K lbs

- High performance suspension system
- Center-loaded double ended shear beam
- Rubber pad provided for mounting
- Self checking design



Country of Origin: China - Tariff applied if applicable

Applications

Designed for truck, track, horizontal tank, or general purpose. Light duty livestock to heavy duty vehicle scales

Configuration

- Alloy Steel Load Cell with Mild Steel Mount

Load Cells

CAS-58

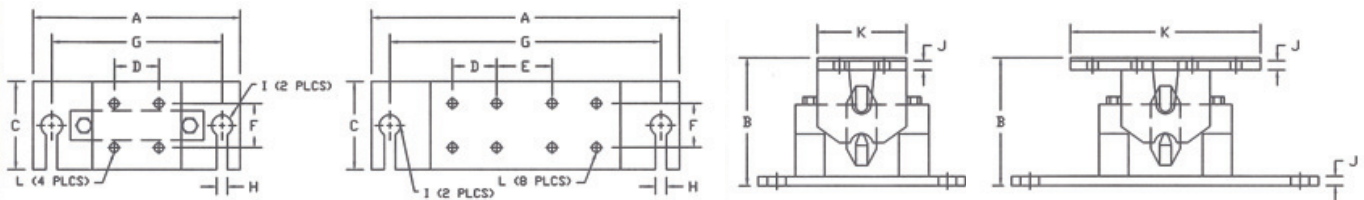


Kits

3 Mount or 4 Mount Kits available. Kits will include the CAS SS34AS NEMA 4X Stainless Steel Junction Box with 4 cell signal trim summing card and 25' of cable.

CAS-TSA: Alloy Steel Load Cell w/Mild Steel Mount

Capacity per module	Mount	Item #	Ship Weight	List Price	Dealer Price
10K	Mount	CAS-TSA-10M	60 lbs	1,310.00	852.00
	Kit-3	CAS-TSA-10K3	185 lbs	4,185.00	2,302.00
	Kit-4	CAS-TSA-10K4	245 lbs	5,495.00	3,023.00
20K	Mount	CAS-TSA-20M	60 lbs	1,310.00	852.00
	Kit-3	CAS-TSA-20K3	185 lbs	4,185.00	2,302.00
	Kit-4	CAS-TSA-20K4	245 lbs	5,495.00	3,023.00
25K	Mount	CAS-TSA-25M	60 lbs	1,310.00	852.00
	Kit-3	CAS-TSA-25K3	185 lbs	4,185.00	2,302.00
	Kit-4	CAS-TSA-25K4	245 lbs	5,495.00	3,023.00
50K	Mount	CAS-TSA-5M	85 lbs	1,685.00	1,096.00
	Kit-3	CAS-TSA-50K3	260 lbs	5,310.00	2,921.00
	Kit-4	CAS-TSA-50K4	345 lbs	6,695.00	3,848.00
60K	Mount	CAS-TSA-60M	85 lbs	1,685.00	1,096.00
	Kit-3	CAS-TSA-60K3	260 lbs	5,310.00	2,921.00
	Kit-4	CAS-TSA-60K4	345 lbs	6,695.00	3,848.00
75K	Mount	CAS-TSA-75M	85 lbs	1,685.00	1,096.00
	Kit-3	CAS-TSA-75K3	260 lbs	5,310.00	2,921.00
	Kit-4	CAS-TSA-75K4	345 lbs	6,695.00	3,848.00



See literature for mount and load cell placement

DIMENSIONS


Rated Capacity	Dimensions											
	A	B	C	D	E	F	G	H	I	J	K	L
10K, 20K, 25K	14.00	8.75	6.00	3.00	-	3.00	11.00	0.88	1.75	0.62	6.00	5/8-11UNC
50K, 60K, 75K	18.00	11.00	7.00	3.00	4.00	3.50	14.00	1.10	2.00	0.75	12.75	3/4-10UNC

J-Box - Summing Card & Cable

Junction Box & Summing Card

Stainless Steel Summing Box

- Includes Junction Box & Signal Trim Summing Card for 4, 6, or 8 cells
- Junction Box - High Polished Stainless Steel
- Signal Trim Range: 100K potentiometer, 25 turn cermet
- Watertight nylon compression fittings
Accepts .069-0395 wire diameters
- PC Board Sprayed with Transparent Silicone Protective Coating for Moisture Resistance




▲ 4-Cell J-Box/Summing Card


Country of Origin: China - Tariff applied if applicable

Load Cell Cable

- 4 Conductor or 6 Conductor Cable
- Strand/Strand Braided Shield/Strand Hostile/Teflon



▲ 6-Cell J-Box/Summing Card



▲ 8-Cell J-Box/Summing Card

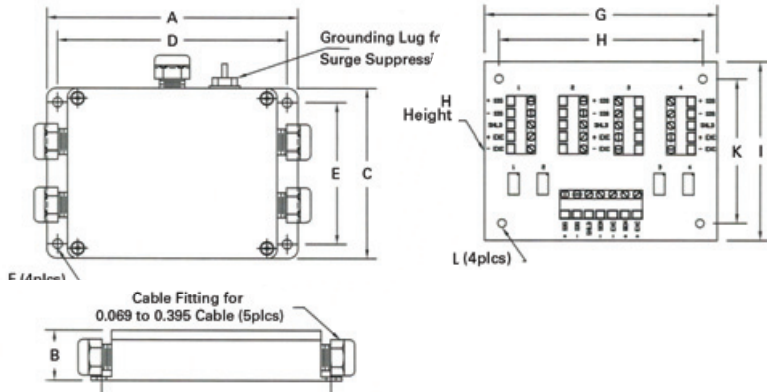
Item #	Model	Ship Weight	List Price	Dealer Price
CAS-SS34AS	Stainless Steel Junction Box w/ 4 Cell Signal Trim Summing Card	4 lbs	215.00	151.00
CAS-SS65AS	Stainless Steel Junction Box w/ 6 Cell Signal Trim Summing Card	4 lbs	380.00	266.00
CAS-SS85AS	Stainless Steel Junction Box w/ 8 Cell Signal Trim Summing Card	4 lbs	425.00	296.00
LC-CABLE25	25' Load Cell Cable	7 lbs	40.00	28.00
C0422SC	4 Conductor (22awg) 19/34 Strand Cable - Unit Size: 1 ft			1.60
C0622SC	6 Conductor (22awg) 19/34 Strand Cable - Unit Size: 1 ft			1.85
C0422SBS	4 Conductor (22awg) 19/34 Strand Braided Shield Cable - Unit Size: 1 ft			3.10
C0622SBS	6 Conductor (22awg) 19/34 Strand Braided Shield Cable - Unit Size: 1 ft			3.30
C0422HT	4 Conductor (22awg) 19/34 Strand Hostile/Teflon Cable - High Temp up to 550 F - Unit Size: 1 ft			3.50

Mounts/LC

J-Box & Summing Card

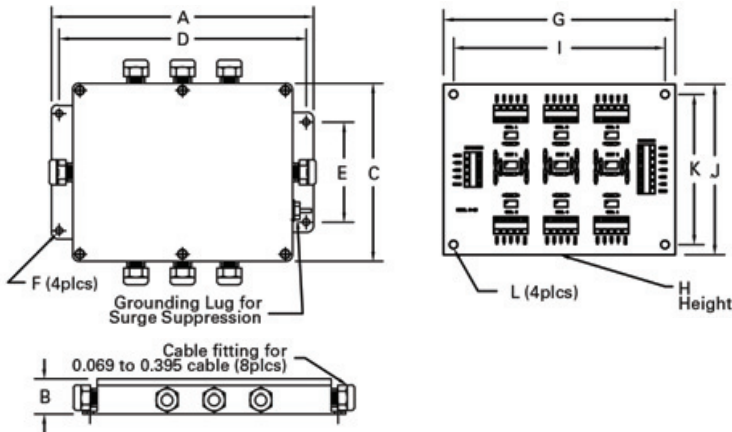
DIMENSIONS

4-Cell J-Box/Summing Card



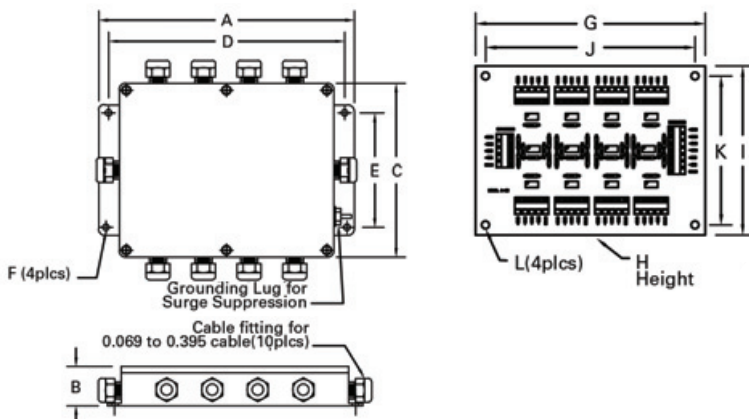
	Dimensions					
	A	B	C	D	E	F
Junction Box	7.00	1.55	4.48	6.50	3.73	0.28
	G	H	I	J	K	L
Summing Card	4.00	0.75	3.10	3.50	2.50	0.14

6-Cell J-Box/Summing Card



	Dimensions					
	A	B	C	D	E	F
Junction Box	9.81	1.87	6.50	9.00	4.37	0.25
	G	H	I	J	K	L
Summing Card	6.79	0.75	5.00	6.25	4.30	0.14

8-Cell J-Box/Summing Card



	Dimensions					
	A	B	C	D	E	F
Junction Box	9.81	1.87	6.50	9.00	4.37	0.25
	G	H	I	J	K	L
Summing Card	6.79	0.75	5.00	6.25	4.30	0.14

Mounts/LC

CAS-SBA Series



Country of Origin: China - South Korea

Load Cell

TENSION/COMPRESSION

- Available in 50lb up to 20klb versions
- Nickel Plated Tool Steel
- Environmentally Sealed

Applications

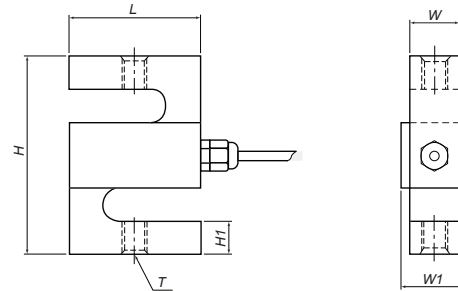
Tank Scales, Hopper Scales, Process Control, Mechanical Scale Conversions

Approvals



Interchangeable Products

Artech 20210	Rice Lake RL20000/20001
CAS SB	Revere 363
Celtron STC	Sensortronics 60001




Rated Capacity	Dimensions					
	H	H1	L	T	W	W1
50lb - 200lb	2.50 (63.5)	0.38 (9.75)	2.00 (50.8)	1/4 - 28UNF	0.50 (12.7)	0.60 (15.3)
250lb - 300lb	3.00 (76.2)	0.47 (12)	2.00 (50.8)	3/8 - 24UNF	0.50 (12.7)	0.80 (20)
500lb - 2klb	3.00 (76.2)	0.50 (12.6)	2.00 (50.8)	1/2 - 20UNF	0.75 (19)	1.06 (27)
2.5klb - 3klb	3.00 (76.2)	0.50 (12.6)	2.00 (50.8)	1/2 - 20UNF	1.00 (25.4)	1.30 (33)
5klb	4.25 (108)	0.75 (19)	3.03 (77)	3/4 - 16UNF	1.00 (25.4)	1.30 (33)
7.5klb - 10klb	4.75 (120.65)	0.87 (22)	3.50 (88.9)	3/4 - 16UNF	1.00 (25.4)	1.30 (33)
15klb	6.50 (165.1)	1.18 (30)	4.00 (101.8)	1 - 14UNF	1.25 (31.75)	1.55 (39.35)
20klb	7.00 (177.8)	1.26 (32)	5.00 (127)	1 1/4 - 12UNF	2.00 (50.8)	2.30 (58.4)

Specifications		
Rated Load (R.L)	50lb, 75lb, 100lb, 150lb, 200lb, 250lb, 300lb, 500lb, 750lb, 1klb, 2klb, 2.5klb, 3klb, 5klb, 7.5klb, 10klb, 15klb, 20klb	
Rated Output (R.O.)	3 mV/V +/- 10%	
Accuracy Class	II 5,000S / IIL 10,000S	
Combined Error	< 0.02% R.O.	
Repeatability	< 0.01% R.O.	
Creep (30 minutes) / -10°C - +40°C	< 0.017% R.O.	
Zero Return	< 0.017% R.O.	
Temp. Effect on Zero / 10°C	< 0.014% R.O.	
Temp. Effect on Output / 10°C	< 0.011% R.O.	
Recommended Excitation Voltage	DC 10V	
Maximum Excitation Voltage	DC 15V	
Zero Balance	+/- 1% R.O.	
Input Resistance	400 +/- 25 ohms	
Output Resistance	350 +/- 3.5 ohms	
Insulation Resistance	> 2000 Megohms	
Cable Length	20' / 6m - 4 conductor with shield	
Compensated Temp. Range	-10°C - +40°C	
Safe Operating Temp. Range	-30°C - +80°C	
Safe Overload	150% Rated Capacity	
Protection Class	IP 65	
Cable Color Code	Red	+Excitation
	Black	-Excitation
	Green	+Signal
	White	-Signal
	Clear	Shield

CAS-SBA: Nickel Plated Tool Steel Load Cell

Item #	Capacity	Ship Weight (lb/kg)	List Price	Dealer Price
SBA-50L	50 lb	2 lbs	179.00	98.45
SBA-75L	75 lb			
SBA-100L	100 lb			
SBA-150L	150 lb			
SBA-200L	200 lb			
SBA-250L	250 lb			
SBA-300L	300 lb			
SBA-500L	500 lb			
SBA-750L	750 lb			
SBA-1K	1 klb			
SBA-1.5K	1.5 klb	4 lbs	199.00	109.45
SBA-2K	2 klb			
SBA-2.5K	2.5 klb			
SBA-3K	3 klb	8 lbs	219.00	120.45
SBA-5K	5 klb			
SBA-7.5K	7.5 klb			
SBA-10K	10 klb			
SBA-15K	15 klb	10 lbs	299.00	164.45
SBA-20K	20 klb			
			349.00	191.95
NTEP # 96-073A1 - Legal for Trade				

CAS-SB Series



Load Cell

TENSION AND COMPRESSION

- 25 lb to 40,000 lb Capacities
- Stainless Steel, Stainless Steel Welded and Alloy Steel Construction
- Bi-Direction (tension and compression)

Applications

Crane Scales, Hanging Scales, Small Hopper & Tank Weighing Systems, Hybrid Systems, Belt Weighers

Approvals



CAS-SB & CAS-SBS Only

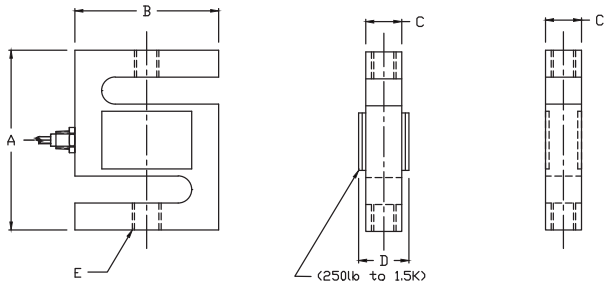


Weigh Modules

CAS-SBM

Interchangeable Products

- | | |
|----------------------------------|----------------------------|
| Alloy: CAS - SBA | SS: Celtron - STC SS |
| Alloy: Celtron - STC | SSW: Rice Lake 20001HE |
| Alloy: Rice Lake - RL20000/20001 | SSW: Sensortronics - 60063 |
| Sensortronics - 60001 | SSW: Celtron STC HSS |
| SS: Sensortronics - 60050 | |



Rated Capacity	Dimensions				
	A	B	C	D	E
25lb - 50lb	2.50	2.00	0.50	1.00	1/4 - 28UNF
100lb - 200lb	2.50	2.00	0.50	0.75	1/4 - 28UNF
250lb - 300lb	3.00	2.00	0.50	0.75	3/8 - 24UNF
500lb - 1.5K	3.00	2.00	0.75	1.00	1/2 - 20UNF
2K - 3K	3.00	2.00	1.00	-	1/2 - 20UNF
5K	4.25	3.00	1.00	-	3/4 - 16UNF
10K	4.75	3.50	1.00	-	3/4 - 16UNF
15K	5.50	4.00	1.25	-	1 - 14UNF
20K	7.00	5.00	2.00	-	1 1/4 - 12UNF
40K	7.50	5.50	2.50	-	1 1/2 - 12UNF

Country of Origin: China - Tariff applied if applicable

Specifications	CAS-SB	CAS-SBS	CAS-SBW
Rated Output (mV/V)	3.00 +/- 0.1%		2.00 +/- 0.1%
Nonlinearity	+/- 0.03% FS		
Hysteresis	+/- 0.02% FS		
Repeatability	+/- 0.01% FS		
Creep (30 minutes)	+/- 0.02% FS		
Zero Balance	+/- 1.00% FS		
Temp. Effect on Zero	+/- 0.0027% of rated output/°C		
Temp. Effect on Output	+/- 0.0015% of applied output/°C		
Input Impedance	385 +/- 10 ohms		
Output Impedance	350 +/- 3 ohms		
Insulation Resistance	2000 Megohms	5000 Megohms	
Excitation Voltage	10V AC/DC (20V Max)		
Compensated Temp. Range	-10°C - +40°C		
Operating Temp. Range	-20°C - +60°C		
Safe Overload	150% FS		
Cable Length	20' Standard		
Cable Color Code			
	Input	Green +Excitation	
		Black -Excitation	
	Output	White +Signal	
		Red -Signal	
Seal Type	Environmentally-Sealed, IP 67		Welded-Sealed, IP 67

CAS-SB: Alloy Steel Load Cell

Item #	Capacity	Ship Weight	List Price	Dealer Price
CAS-SB-25L*	25 lb	3 lbs	165.00	99.00
CAS-SB-50L*	50 lb	3 lbs		
CAS-SB-100L*	100 lb	3 lbs		
CAS-SB-150L*	150 lb	3 lbs		
CAS-SB-200L*	200 lb	3 lbs		
CAS-SB-250L	250 lb	3 lbs		
CAS-SB-300L	300 lb	3 lbs		
CAS-SB-500L	500 lb	4 lbs		
CAS-SB-750L	750 lb	4 lbs		
CAS-SB-1K	1K	4 lbs		
CAS-SB-1AK	1.5K	4 lbs		
CAS-SB-2K	2K	4 lbs		
CAS-SB-2AK	2.5K	4 lbs		
CAS-SB-3K	3K	4 lbs		
CAS-SB-5K	5K	7 lbs	325.00	195.00
CAS-SB-10K	10K	7 lbs		
CAS-SB-15K	15K	9 lbs		
CAS-SB-20K	20K	19 lbs		
CAS-SB-40K	40K	26 lbs		

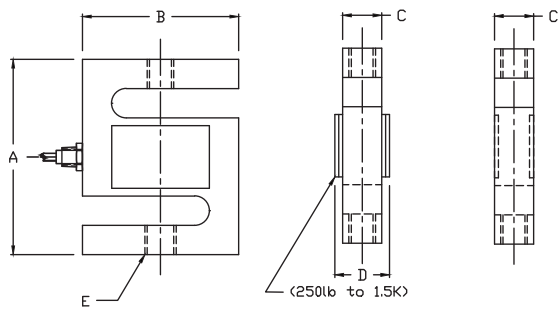
*Non-NTEP

Mounts/LC

CAS-SB: Stainless Steel Load Cell

Item #	Capacity	Ship Weight	List Price	Dealer Price
CAS-SBS-100L	100 lb	3 lbs	295.00	177.00
CAS-SBS-150L	150 lb	3 lbs		
CAS-SBS-200L	200 lb	3 lbs		
CAS-SBS-250L	250 lb	3 lbs		
CAS-SBS-300L	300 lb	3 lbs		
CAS-SBS-500L	500 lb	4 lbs		
CAS-SBS-750L	750 lb	4 lbs		
CAS-SBS-1K	1K	4 lbs		
CAS-SBS-1AK	1.5K	4 lbs		
CAS-SBS-2K	2K	4 lbs		
CAS-SBS-2AK	2.5K	4 lbs		
CAS-SBS-3K	3K	4 lbs		
CAS-SBS-5K	5K	7 lbs		
CAS-SBS-10K	10K	7 lbs	550.00	330.00
CAS-SBS-15K *	15K	9 lbs		
CAS-SBS-20K *	20K	19 lbs		

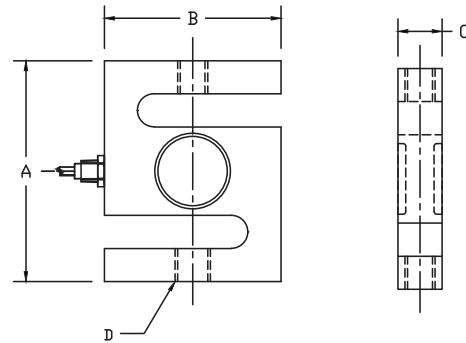
*Non-NTEP



Rated Capacity	Dimensions				
	A	B	C	D	E
100lb - 200lb	2.50	2.00	0.50	0.75	1/4 - 28UNF
250lb - 300lb	3.00	2.00	0.50	0.75	3/8 - 24UNF
500lb - 1.5K	3.00	2.00	0.75	1.00	1/2 - 20UNF
2K - 3K	3.00	2.00	1.00	-	1/2 - 20UNF
5K	4.25	3.00	1.00	-	3/4 - 16UNF
10K	4.75	3.50	1.00	-	3/4 - 16UNF
15K	5.50	4.00	1.25	-	1 - 14UNF
20K	7.00	5.00	2.00	-	1 1/4 - 12UNF

CAS-SB: Stainless Steel Welded Load Cell (Non-NTEP)

Item #	Capacity	Ship Weight	List Price	Dealer Price
CAS-SBW-750L	750 lb	4 lbs	465.00	279.00
CAS-SBW-1K	1K	4 lbs		
CAS-SBW-1AK	1.5K	4 lbs		
CAS-SBW-2K	2K	4 lbs		
CAS-SBW-2AK	2.5K	4 lbs		
CAS-SBW-3K	3K	4 lbs		
CAS-SBW-5K	5K	7 lbs	650.00	390.00
CAS-SBW-10K	10K	7 lbs	850.00	510.00
CAS-SBW-15K	15K	9 lbs		
CAS-SBW-20K	20K	19 lbs	995.00	597.00



Rated Capacity	Dimensions			
	A	B	C	E
750lb - 3K	3.00	2.00	0.75	1/2 - 20UNF
5K	4.25	3.00	1.00	3/4 - 16UNF
10K	4.75	3.50	1.00	3/4 - 16UNF
15K	5.50	4.00	1.25	1 - 14UNF
20K	7.00	5.00	2.00	1 1/4 - 12UNF

Mounts/LC

CAS-ULB Series



Country of Origin: Sri Lanka

Load Cell

TENSION AND COMPRESSION

- 220 lbs to 11,000 lbs Capacities
- Stainless Steel Construction
- Protected up to IP67
- Bi-Direction (tension and compression)
- High Input Resistance
- Calibration in mV/V/Ω
- Improved potting makes the ULB suitable for use in industrial environments

Applications

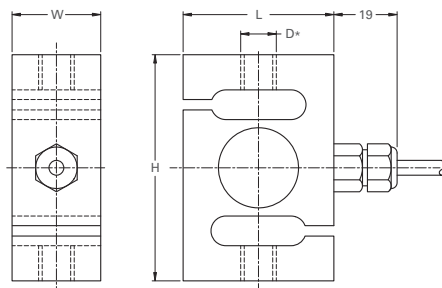
Crane Scales, Hanging Scales, Small Hopper and Tank Weighing Systems, Hybrid Systems with Lever Work, Belt Weighers and other load carriers with multiple load cells

Approvals



Weigh Modules

CAS-5304LB



Rated Capacity	Dimensions					
	H	L	W	Metric Thread D-M	Unified Thread D-U	Unified Thread D-H
220 - 1100 lbs	76.2	49	30	M12	1/2 - 20	-
2200 lbs	76.2	49	30	M16	1/2 - 20	5/8 - 18
4400 lbs	86.1	76.2	30	M16	5/8 - 18	-
6600 lbs	88.7	88.7	40	M20 x 1.5	3/4 - 16	-
11000 lbs	146	91.2	56.4	M24 x 2	1 - 12	-


Specifications		
Combined Error	≤ +/- 0.0500%*RO	
Rated Output (mV/V)	2.00 +/- 0.1%	
Nonlinearity	≤ +/- 0.0400%*RO	
Hysteresis	≤ +/- 0.0400%*RO	
Creep (30 minutes)	≤ +/- 0.0600%*RO	
Zero Balance	≤ +/- 5%*RO	
Temp. Effect on Min. Dead Load Output	≤ +/- 0.0400%*RO / 10°C	
Temp. Effect on Sensitivity	≤ +/- 0.0200%*RO / 10°C	
Input Resistance	1100 +/- 50 ohms	
Output Resistance	1000 +/- 2 ohms	
Insulation Resistance	≥ 5000 Megohms	
Excitation Voltage	5...15 V	
Compensated Temp. Range	-10°C... +40°C	
Operating Temp. Range	-20°C... +65°C (ATEX -20°C... +60°C)	
Safe Overload	200%*E _{max}	
Ultimate Load	300%*E _{max}	
Cable Length	6m, Shielded, 4 Conductor Cable, Cable Jack Polyurethane	
Cable Color Code		
	Input	Green +Excitation
		Black -Excitation
	Output	White +Signal
		Red -Signal
		Yellow Shield
Seal Type	Potted, IP67	

Mounts/LC

CAS-ULB: Stainless Steel Load Cell

Item #	Capacity	Ship Weight	List Price	Dealer Price
CAS-ULB-220L	220 lbs	3 lbs	410.00	246.00
CAS-ULB-440L	440 lbs	3 lbs		
CAS-ULB-1K	1100 lbs	3 lbs		
CAS-ULB-2K	2200 lbs	3 lbs	552.00	331.00
CAS-ULB-4K	4400 lbs	5 lbs	665.00	399.00
CAS-ULB-6K	6600 lbs	6 lbs	772.00	463.00
CAS-ULB-11K	11,000 lbs	12 lbs		

CAS-UB6 Series



Load Cell

TENSION AND COMPRESSION

- 225 lbs to 1,125 lbs Capacities
- Stainless Steel Construction
- Complete Hermetic Sealing
- Protected up to IP68
- Bi-Direction (tension and compression)
- High Input Resistance
- Calibration in mV/V/Ω
- Suitable for use in harsh industrial environments

Applications

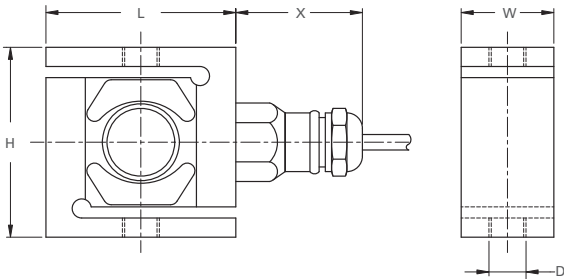
Crane Scales, Hanging Scales, Small Hopper and Tank Weighing Systems, Hybrid Systems with Lever Work, Belt Weighers and other load carriers with multiple load cells

Approvals



Weigh Modules

CAS-5304B



Rated Capacity	Dimensions				
	H	L	W	X	D
UB6-225/450/1125 lbs	2.4	2.4	1.2	1.6	M12


Country of Origin: Sri Lanka

Specifications			
Combined Error	≤ +/- 0.0500%*RO		
Rated Output (mV/V)	2.00 +/- 0.1%		
Nonlinearity	≤ +/- 0.0400%*RO		
Hysteresis	≤ +/- 0.0400%*RO		
Creep (30 minutes)	≤ +/- 0.0600%*RO		
Zero Balance	≤ +/- 5%*RO		
Temp. Effect on Min. Dead Load Output	≤ +/- 0.0400%*RO / 10°C		
Temp. Effect on Sensitivity	≤ +/- 0.0200%*RO / 10°C		
Input Resistance	1100 +/- 50 ohms		
Output Resistance	1000 +/- 2 ohms		
Insulation Resistance	≥ 5000 Megohms		
Excitation Voltage	5...15 V		
Compensated Temp. Range	-10°C... +40°C		
Operating Temp. Range	-40°C... +80°C (ATEX -40°C... +60°C)		
Safe Overload	200%*E _{max}		
Ultimate Load	300%*E _{max}		
Cable Length	6m, Shielded, 4 Conductor Cable, Cable Jack Polyurethane		
Cable Color Code			
Input	Green	+Excitation	
	Black	-Excitation	
	Output	White	+Signal
		Red	-Signal
	Yellow	Shield	
Seal Type	Complete Hermetic Sealing, IP68 (up to 2m water depth)/IP69K		

CAS-UB6: Stainless Steel Load Cell

Item #	Capacity	Ship Weight	List Price	Dealer Price
CAS-UB6-2L	225 lbs	3 lbs	616.00	370.00
CAS-UB6-4L	450 lbs	3 lbs		
CAS-UB6-1K	1125 lbs	3 lbs		

CAS-UB1 Series



Country of Origin: Sri Lanka

Load Cell

TENSION AND COMPRESSION

- 2,250 lb to 11,250 lb Capacities
- Stainless Steel Construction
- Complete Hermetic Sealing
- Protected up to IP68
- Bi-Direction (tension and compression)
- High Input Resistance
- Calibration in mV/V/Ω
- Suitable for use in harsh industrial environments

Applications

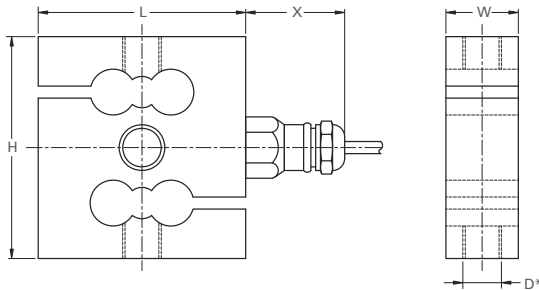
Crane Scales, Hanging Scales, Small Hopper and Tank Weighing Systems, Hybrid Systems with lever work, Belt Weighers and other load carriers with multiple load cells

Approvals



Weigh Modules

CAS-5304B



Rated Capacity	Dimensions				
	H	L	W	X	D
UB1 2250/4500 lbs	3.6	3.8	1.2	1.6	M16
UB1 11250 lbs	5.4	5.6	1.7	1.6	M24 x 2

Specifications		
Combined Error	≤ +/- 0.0500%*RO	
Rated Output (mV/V)	2.00 +/- 0.1%	
Nonlinearity	≤ +/- 0.0400%*RO	
Hysteresis	≤ +/- 0.0400%*RO	
Creep (30 minutes)	≤ +/- 0.0600%*RO	
Zero Balance	≤ +/- 5%*RO	
Temp. Effect on Min. Dead Load Output	≤ +/- 0.0400%*RO / 10°C	
Temp. Effect on Sensitivity	≤ +/- 0.0200%*RO / 10°C	
Input Resistance	1100 +/- 50 ohms	
Output Resistance	1000 +/- 2 ohms	
Insulation Resistance	≥ 5000 Megohms	
Excitation Voltage	5...15 V	
Compensated Temp. Range	-10°C... +40°C	
Operating Temp. Range	-40°C... +80°C (ATEX -40°C... +60°C)	
Safe Overload	200%*E _{max}	
Ultimate Load	300%*E _{max}	
Cable Length	6m, Shielded, 4 Conductor Cable, Cable Jack Polyurethane	
Cable Color Code		
	Input	Green +Excitation
		Black -Excitation
	Output	White +Signal
		Red -Signal
	Yellow Shield	
Seal Type	Complete Hermetic Sealing, IP68 (up to 2m water depth)/IP69K	

Mounts/LC

CAS-UB1: Stainless Steel Load Cell

Item #	Capacity	Ship Weight	List Price	Dealer Price
CAS-UB1-2K	2250 lbs	4 lbs	715.00	429.00
CAS-UB1-4K	4500 lbs	4 lbs		
CAS-UB1-11K	11250 lbs	14 lbs	935.00	561.00

BCM Series



Country of Origin: South Korea

Load Cell

SINGLE POINT

- Available in 50kgf (100lb) up to 500kgf (1000lb) versions
- Aluminum Alloy Construction
- Compatible with other sources

Applications

Bench Scales, Platform Scales, Check Weighing Systems

Approvals



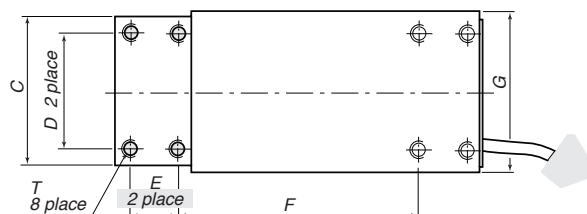
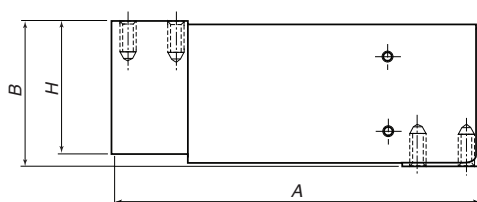
Interchangeable Products

Artech 60410	Revere 652
Celtron LOC	Sensortronics 60060
Rice Lake RL1250	Tedea 1250

CAS-BCM: Aluminum Alloy Load Cell

Item #	Capacity	Ship Weight (lb/kg)	List Price	Dealer Price
BCM-50L	50kgf	5 lbs	199.00	109.45
BCM-75L	75kgf			
BCM-100L	100kgf			
BCM-150L	150kgf			
BCM-200L	200kgf			
BCM-300L	300kgf			
BCM-500L	500kgf			
NTEP # 97-008 - Legal for Trade				


Specifications		
Rated Load (R.L)	50kgf, 75kgf, 100kgf, 150kgf, 200kgf, 300kgf, 500kgf	
Rated Output (R.O.)	2 mV/V +/- 10%	
Accuracy Class	II	
Combined Error	< 0.02% R.O.	
Repeatability	< 0.01% R.O.	
Creep (30 minutes) / -10°C - +40°C	< 0.017% R.O.	
Temp. Effect on Zero / 10°C	< 0.014% R.O.	
Temp. Effect on Output / 10°C	< 0.011% R.O.	
Recommended Excitation Voltage	DC 10V	
Maximum Excitation Voltage	DC 15V	
Zero Balance	+/- 5% R.O.	
Input Resistance	400 +/- 20 ohms	
Output Resistance	350 +/- 3.5 ohms	
Insulation Resistance	> 2000 Megohms	
Cable Length	10' / 3.3m - 4 or 6 conductor with shield	
Compensated Temp. Range	-10°C - +40°C	
Safe Operating Temp. Range	-20°C - +70°C	
Safe Overload	150% Rated Capacity	
Protection Class	IP 65	
Cable Color Code	Red	+Excitation
	Black	-Excitation
	Green	+Signal
	White	-Signal
	Blue	+Remote sense
	Brown	-Remote sense
	Clear	Shield



Rated Capacity	Dimensions								
	A	B	C	D	E	F	G	H	T
50kgf - 500kgf	7.52 (191)	2.97 (75.4)	3.0 (76.2)	2.358 (59.9)	0.980 (24.9)	4.921 (125)	3.2 (81.4)	2.67 (67.8)	5/16 - 18DNC

Mounts/LC

CAS-22 Series



Load Cell

SINGLE POINT

- 3 kg to 100 kg Capacities
- Aluminum Construction - Protected up to IP67 Standards
- NTEP 1:5,000 Class III & FM Approved

Applications

Single point, environmentally sealed aluminum load cells for light to medium capacity bench scale applications including CAS 10" x 10" Enduro DXL platforms.

Approvals

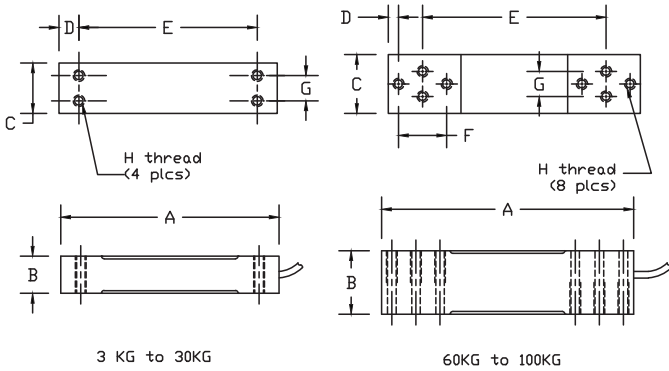


Weigh Modules

N/A

Interchangeable Products

- | | |
|-------------------------|---------------------|
| Artech - 61022 | HBM- PW6K |
| BLH - C2G1 | NMB - C2G1 |
| Celtron - LPS | Rice Lake - RL1521A |
| Fairbanks - 4900 Series | Tedea - 1022 |



Rated Capacity	Dimensions							
	A	B	C	D	E	F	G	H
3 kg	2.76	0.87	0.59	0.24	2.28	-	0.28	M3
5 kg - 30 kg	5.12	0.87	1.18	0.47	4.17	-	0.59	M6
60 kg - 100 kg	5.91	1.57	1.38	0.28	4.61	0.75	0.59	M6

Country of Origin: China - Tariff applied if applicable

Specifications		
Rated Output (mV/V)	2.00 +/- 10%	
Nonlinearity	+/- 0.02% FS	
Hysteresis	+/- 0.02% FS	
Repeatability	+/- 0.02% FS	
Creep (30 minutes)	+/- 0.03% FS	
Zero Balance	+/- 1.00% FS	
Temp. Effect on Zero	+/- 0.002% of rated output/°C	
Temp. Effect on Output	+/- 0.001% of applied output/°C	
Input Impedance	410 +/- 10 ohms	
Output Impedance	350 +/- 3 ohms	
Insulation Resistance	5000 Megohms	
Excitation Voltage	10V AC/DC (20V Max)	
Compensated Temp. Range	-10°C - +40°C	
Operating Temp. Range	-20°C - +60°C	
Safe Overload	150% FS	
Cable Length	10' Standard Cable	
Cable Color Code		
Input	Green +Excitation	
	Black -Excitation	
Output	White +Signal	
	Red -Signal	
Seal Type	Environmentally-Sealed, IP 67	
Max Platform Size	13.7 x 13.7 in / 350 x 350 mm	

CAS-22: Aluminum Load Cell

Item #	Capacity	Ship Weight (lb/kg)	List Price	Dealer Price
CAS-22-3L	3 kg	2 lbs	130.00	78.00
CAS-22-5L	5 kg	2 lbs		
CAS-22-6L	6 kg	2 lbs		
CAS-22-7L	7 kg	2 lbs		
CAS-22-10L	10 kg	2 lbs		
CAS-22-15L	15 kg	2 lbs		
CAS-22-20L	20 kg	2 lbs		
CAS-22-30L	30 kg	2 lbs		
CAS-22-60L	60 kg	2 lbs		
CAS-22-75L	75 kg	2 lbs		
CAS-22-100L	100 kg	2 lbs		

*Non-NTEP

Mounts/LC

CAS-40 Series



Load Cell

SINGLE POINT

- 5 kg to 100 kg Capacities
- Aluminum Construction - Protected up to IP67 Standards
- NTEP 1:5,000 Class III & FM Approved

Country of Origin: China - Tariff applied if applicable

Applications

Single point, environmentally sealed, aluminum loads cells for light to medium capacity bench scale applications, including CAS Enduro DXL 12" x 12" and 15" x 15" platforms.

Approvals



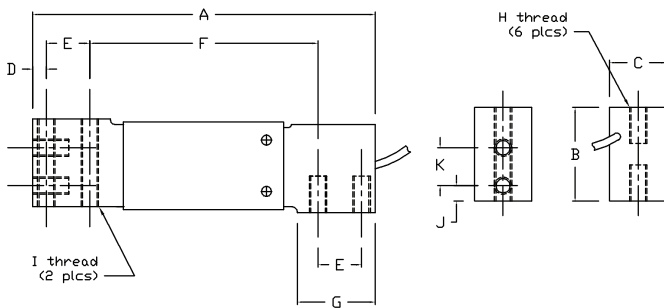
Weigh Modules

N/A

Interchangeable Products

Celtron LOC
Rice Lake RL1040

Tedea 1040
Transcell FAS



Rated Capacity	Dimensions							
	A	B	C	D	E	F	G	H
5 kg - 100kg	5.91	1.57	1.03	0.24	0.75	3.94	1.339	0.75
	I		J		K			
	0.37	1/4 - 20UNC x 0.50dp			1/4-28UNFx0.50dp			

Specifications		
Rated Output (mV/V)	2.00 +/- 10%	
Nonlinearity	+/- 0.02% FS	
Hysteresis	+/- 0.02% FS	
Repeatability	+/- 0.02% FS	
Creep (30 minutes)	+/- 0.03% FS	
Zero Balance	+/- 1.00% FS	
Temp. Effect on Zero	+/- 0.002% of rated output/°C	
Temp. Effect on Output	+/- 0.001% of applied output/°C	
Input Impedance	410 +/- 10 ohms	
Output Impedance	350 +/- 3 ohms	
Insulation Resistance	5000 Megohms	
Excitation Voltage	10V AC/DC (20V Max)	
Compensated Temp. Range	-10°C - +40°C	
Operating Temp. Range	-20°C - +60°C	
Safe Overload	150% FS	
Cable Length	10' 4 Conductor Cable	
Cable Color Code	Input	Green +Excitation
		Black -Excitation
	Output	Red +Signal
		White -Signal
Seal Type	Environmentally-Sealed, Potted, IP 67	
Max Platform Size	15.7 x 15.7 in / 400 x 400 mm	

Mounts/LC

CAS-40: Aluminum Load Cell

Item #	Capacity	Ship Weight (lb/kg)	List Price	Dealer Price
CAS-40-5L*	5 kg	2 lbs	165.00	99.00
CAS-40-7L*	7 kg	2 lbs		
CAS-40-10L	10 kg	2 lbs		
CAS-40-15L	15 kg	2 lbs		
CAS-40-20L	20 kg	2 lbs		
CAS-40-30L	30 kg	2 lbs		
CAS-40-50L	50 kg	2 lbs		
CAS-40-75L	75 kg	2 lbs		
CAS-40-100L	100 kg	3 lbs		

*Non-NTEP

CAS-42 Series



Country of Origin: China - Tariff applied if applicable

Load Cell

SINGLE POINT

- 3 kg to 100 kg Capacities
- Aluminum Construction - Protected up to IP67 Standards
- NTEP 1:5,000 Class III & FM Approved

Applications

Single point, environmentally sealed, aluminum loads cells for light to medium capacity bench scale applications, including CAS Enduro DXL 12" x 12" and 15" x 15" platforms.

Approvals

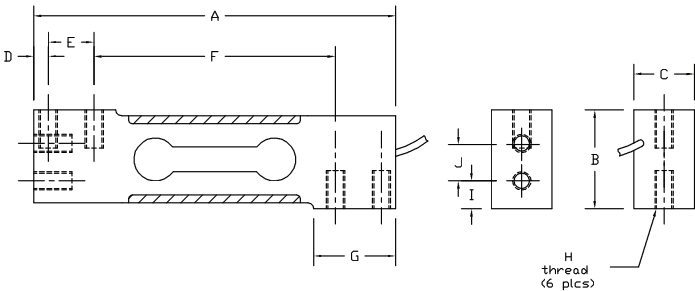


Weigh Modules

N/A

Interchangeable Products

- | | |
|-----------------|--------------------|
| Artech - 879 | Revere - 642 |
| Cardinal - TSP | Rice Lake - RL1042 |
| CAS - BCA | Rice Lake - RLSP4 |
| Flintec - PC 42 | Scaime - AG |
| HBM - SP4 | Tedea - 1042 |



Rated Capacity	Dimensions									
	A	B	C	D	E	F	G	H	I	J
3 - 30 kg	5.91	1.575	0.787	0.24	0.75	3.937	1.339	0.75	0.37	1/4 - 20UNC x 0.44dp
50 - 100 kg	5.91	1.575	0.992	0.24	0.75	3.937	1.339	0.75	0.37	1/4 - 20UNC x 0.44dp

Specifications		
Rated Output (mV/V)	2.00 +/- 10%	
Nonlinearity	+/- 0.02% FS	
Hysteresis	+/- 0.02% FS	
Repeatability	+/- 0.02% FS	
Creep (30 minutes)	+/- 0.03% FS	
Zero Balance	+/- 1.00% FS	
Temp. Effect on Zero	+/- 0.002% of rated output/°C	
Temp. Effect on Output	+/- 0.001% of applied output/°C	
Input Impedance	410 +/- 10 ohms	
Output Impedance	350 +/- 3 ohms	
Insulation Resistance	5000 Megohms	
Excitation Voltage	10V AC/DC (20V Max)	
Compensated Temp. Range	-10°C - +40°C	
Operating Temp. Range	-20°C - +60°C	
Safe Overload	150% FS	
Cable Length	10' 4 Conductor Cable	
Cable Color Code	Input	Green +Excitation
		Black -Excitation
	Output	Red +Signal
		White -Signal
Seal Type	Environmentally-Sealed, IP 67	
Max Platform Size	15.7 x 15.7 in / 400 x 400 mm	

CAS-42: Aluminum Load Cell

Item #	Capacity	Ship Weight (lb/kg)	List Price	Dealer Price
CAS-42-3L	3 kg	2 lbs	160.00	96.00
CAS-42-5L	5 kg	2 lbs		
CAS-42-7L	7 kg	2 lbs		
CAS-42-10L	10 kg	2 lbs		
CAS-42-15L	15 kg	2 lbs		
CAS-42-20L	20 kg	2 lbs		
CAS-42-30L	30 kg	2 lbs		
CAS-42-50L	50 kg	2 lbs		
CAS-42-75L	75 kg	2 lbs		
CAS-42-100L	100 kg	3 lbs		

CAS-50SS Series

Load Cell

Potted Single Point

- 50 kg to 1,000 kg Capacities
- Stainless Steel Construction - Protected up to IP67 Standards
- FM Approved

Applications

Single point, stainless steel, environmentally sealed, IP67 rated load cell for light to medium capacity bench scale applications.

Approvals

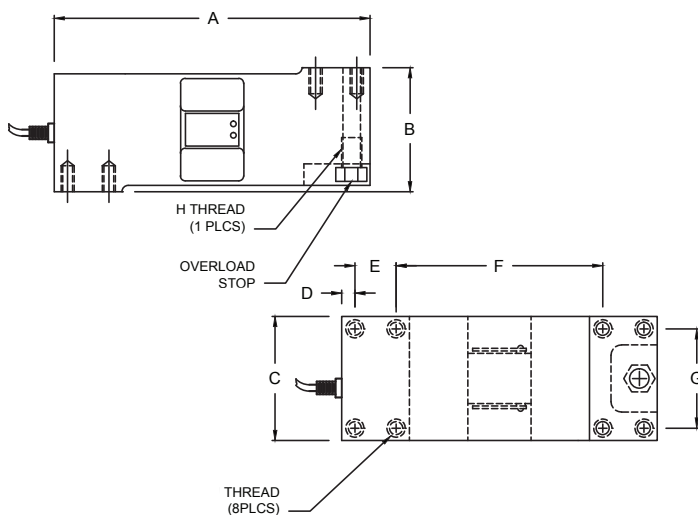


Weigh Modules

N/A

Interchangeable Products

- | | |
|------------------------|-----------------|
| Rice Lake - RL1250 | HBM - PW12 |
| Rice Lake - RLPWM12 | Artech - 60410 |
| Tedea-Huntleigh - 1250 | CAS - BCM |
| Revere - 652 | Transcell - FAY |
| Celtron - LOC | Flintec - PCB* |



Rated Capacity	Dimensions						
	A	B	C	D	E	F	G
50 kg - 1000 kg	7.52	2.95	2.95	0.31	0.98	4.92	2.36
	H		I		J	K	
50 kg - 1000 kg	1/2-20UNF x 0.50dp		5/16-18UNC x 0.62dp		0.37	0.75	

Specifications		
Rated Output (mV/V)	2.00 +/- 10%	
Nonlinearity	+/- 0.02% FS	
Hysteresis	+/- 0.02% FS	
Repeatability	+/- 0.02% FS	
Creep (30 minutes)	+/- 0.03% FS	
Zero Balance	+/- 1.00% FS	
Temp. Effect on Zero	+/- 0.002% of rated output/°C	
Temp. Effect on Output	+/- 0.001% of applied output/°C	
Input Impedance	410 +/- 10 ohms	
Output Impedance	350 +/- 3 ohms	
Insulation Resistance	5000 Megohms	
Excitation Voltage	10V AC/DC (20V Max)	
Compensated Temp. Range	-10°C - +40°C	
Operating Temp. Range	-20°C - +60°C	
Safe Overload	150% FS	
Cable Length	10' 4 Conductor Cable	
Cable Color Code	Input	Green +Excitation
		Black -Excitation
	Output	White +Signal
		Red -Signal
Seal Type	Environmentally-Sealed, Potted, IP 67	
Max Platform Size	24 x 24 in / 600 x 600 mm	

Mounts/LC

CAS-50SS: Stainless Steel Load Cell

Item #	Capacity	Ship Weight (lb/kg)	List Price	Dealer Price
CAS-50S-50L	50 kg		675.00	405.00
CAS-50S-75L	75 kg			
CAS-50S-100L	100 kg			
CAS-50S-150L	150 kg			
CAS-50S-200L	200 kg			
CAS-50S-250L	250 kg			
CAS-50S-300L	300 kg			
CAS-50S-500L	500 kg			
CAS-50S-635L	635 kg			
CAS-50S-1K	1000 kg			

CAS-50 Series



Load Cell

SINGLE POINT

- 50 kg to 1,000 kg Capacities
- Aluminum Construction - Protected up to IP67 Standards
- NTEP 1:5,000 Class III & FM Approved

Applications

Single point, environmentally sealed, aluminum load cells for medium capacity bench scale applications.

Approvals



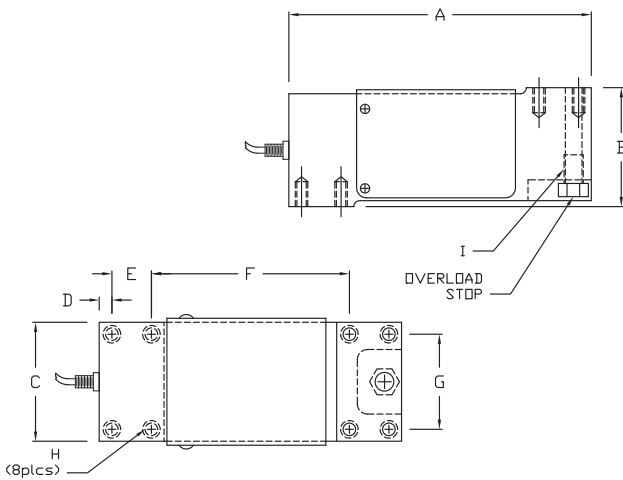
Weigh Modules

N/A

Interchangeable Products

Artech - 60410
CAS - BCM
Celtron - LOC
Flintec - PCB
HBM- PW12

Revere - 652
Rice Lake - RL1250
Rice Lake - RLPWM12
Teda - 1250
Transcell - FAY



Rated Capacity	Dimensions						
	A	B	C	D	E	F	G
50 to 1,000 kg	7.52	2.95	2.95	0.31	0.98	4.92	2.36
	H			I			
50 to 1,000 kg	1/2 - 20UNF x 0.50dp			5/16 - 18UNC x 0.62dp			

Country of Origin: China - Tariff applied if applicable

Specifications	
Rated Output (mV/V)	2.00 +/- 10%
Nonlinearity	+/- 0.02% FS
Hysteresis	+/- 0.02% FS
Repeatability	+/- 0.02% FS
Creep (30 minutes)	+/- 0.03% FS
Zero Balance	+/- 1.00% FS
Temp. Effect on Zero	+/- 0.002% of rated output/°C
Temp. Effect on Output	+/- 0.001% of applied output/°C
Input Impedance	410 +/- 10 ohms
Output Impedance	350 +/- 3 ohms
Insulation Resistance	5000 Megohms
Excitation Voltage	10V AC/DC (20V Max)
Compensated Temp. Range	0°C - +30°C
Operating Temp. Range	-20°C - +60°C
Safe Overload	150% FS
Cable Length	10' 4 Conductor Cable
Cable Color Code	
Input	Green +Excitation
	Black -Excitation
Output	White +Signal
	Red -Signal
Seal Type	Environmentally-Sealed, IP 67
Max Platform Size	24 x 24 in / 600 x 600 mm

CAS-50: Aluminum Load Cell

Item #	Capacity	Ship Weight (lb/kg)	List Price	Dealer Price
CAS-50-50L	50 kg	5 lbs	290.00	174.00
CAS-50-75L	75 kg	5 lbs		
CAS-50-100L	100 kg	5 lbs		
CAS-50-150L	150 kg	6 lbs		
CAS-50-200L	200 kg	6 lbs		
CAS-50-250L	250 kg	6 lbs		
CAS-50-300L	300 kg	6 lbs		
CAS-50-500L	500 kg	6 lbs		
CAS-50-635L*	635 kg	6 lbs		
CAS-50-1K*	1,000 kg	7 lbs		

*Non-NTEP

Mounts/LC

CAS-50A Series



Load Cell

SINGLE POINT

- 50 kg to 635 kg Capacities
- Aluminum Construction - Protected up to IP67 Standards
- NTEP 1:5,000 Class III & FM Approved

Applications

Single point, environmentally sealed, aluminum load cells for medium to heavy capacity bench scale applications.

Approvals

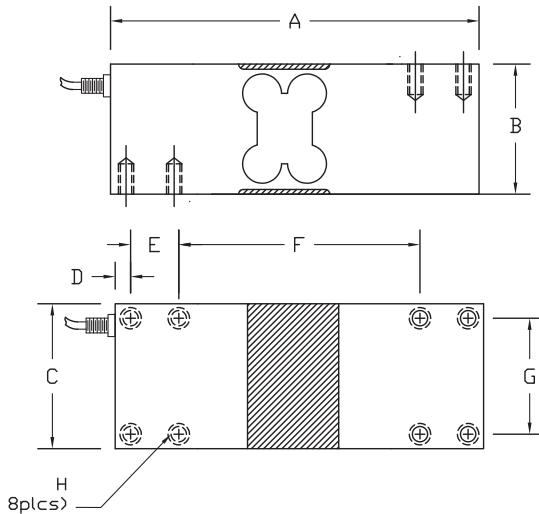


Weigh Modules

N/A

Interchangeable Products

- | | |
|-------------------------|---------------------|
| HBM - PW16 | Rice Lake - RLPWM16 |
| Mettler Toledo - MT1260 | Tedea - 1260 |
| Rice Lake - RL1260 | Tedea - 1260S |



Rated Capacity	Dimensions							
	A	B	C	D	E	F	G	H
50 - 635 kg	7.40	2.45	2.49	0.22	1.38	4.21	1.97	5/16 - 18UNC x 0.62dp

Country of Origin: China - Tariff applied if applicable

Specifications	
Rated Output (mV/V)	2.00 +/- 10%
Nonlinearity	+/- 0.02% FS
Hysteresis	+/- 0.02% FS
Repeatability	+/- 0.02% FS
Creep (30 minutes)	+/- 0.03% FS
Zero Balance	+/- 1.00% FS
Temp. Effect on Zero	+/- 0.002% of rated output/°C
Temp. Effect on Output	+/- 0.001% of applied output/°C
Input Impedance	410 +/- 10 ohms
Output Impedance	350 +/- 5 ohms
Insulation Resistance	5000 Megohms
Excitation Voltage	10V AC/DC (20V Max)
Compensated Temp. Range	-10°C - +40°C
Operating Temp. Range	-20°C - +60°C
Safe Overload	150% FS
Cable Length	10' 4 Conductor Cable
Cable Color Code	Input
	Green +Excitation
	Black -Excitation
	Output
	White +Signal
	Red -Signal
Seal Type	Environmentally-Sealed, IP 67
Max Platform Size	24 x 24 in / 600 x 600 mm

Mounts/LC

CAS-50A: Aluminum Load Cell

Item #	Capacity	Ship Weight (lb/kg)	List Price	Dealer Price
CAS-50A-50L	50 kg	5 lbs	250.00	150.00
CAS-50A-75L	75 kg	5 lbs		
CAS-50A-100L	100 kg	5 lbs		
CAS-50A-150L	150 kg	6 lbs		
CAS-50A-200L	200 kg	6 lbs		
CAS-50A-250L	250 kg	6 lbs		
CAS-50A-300L	300 kg	6 lbs		
CAS-50A-500L	500 kg	6 lbs		
CAS-50A-635L*	635 kg	6 lbs		

*Non-NTEP

CAS-50B Series



Load Cell

SINGLE POINT

- 50 kg to 635 kg Capacities
- Aluminum Construction - Protected up to IP67 Standards
- NTEP 1:5,000 Class III & FM Approved

Applications

Single point, environmentally sealed, aluminum load cells for medium to heavy capacity applications.

Approvals

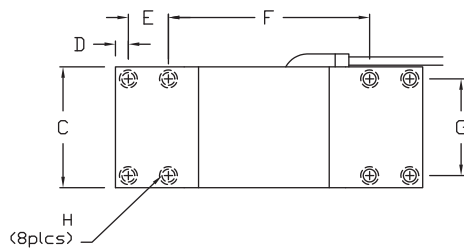
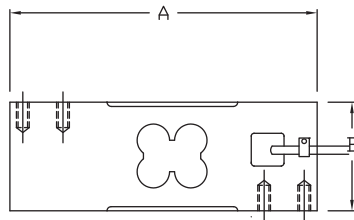


Weigh Modules

N/A

Interchangeable Products

- HBM- PW24
- Tedea - 1263
- Transcell - FAV



Rated Capacity	Dimensions							
	A	B	C	D	E	F	G	H
50 to 1,000 kg	6.85	2.56	2.36	0.28	0.75	4.80	1.18	M8 x 1.25 x 0.75dp

Country of Origin: China - Tariff applied if applicable

Specifications		
Rated Output (mV/V)	2.00 +/- 10%	
Nonlinearity	+/- 0.02% FS	
Hysteresis	+/- 0.02% FS	
Repeatability	+/- 0.02% FS	
Creep (30 minutes)	+/- 0.03% FS	
Zero Balance	+/- 1.00% FS	
Temp. Effect on Zero	+/- 0.002% of rated output/°C	
Temp. Effect on Output	+/- 0.001% of applied output/°C	
Input Impedance	410 +/- 10 ohms	
Output Impedance	350 +/- 3 ohms	
Insulation Resistance	5000 Megohms	
Excitation Voltage	10V AC/DC (20V Max)	
Compensated Temp. Range	-10°C - +40°C	
Operating Temp. Range	-20°C - +60°C	
Safe Overload	150% FS	
Cable Length	10' 4 Conductor Cable	
Cable Color Code		
	Input	Green +Excitation Black -Excitation
	Output	White +Signal Red -Signal
Seal Type	Environmentally-Sealed, IP 67	
Max Platform Size	24 x 24 in / 600 x 600 mm	

CAS-50B: Aluminum Load Cell

Item #	Capacity	Ship Weight (lb/kg)	List Price	Dealer Price
CAS-50B-50L	50 kg	5 lbs	250.00	150.00
CAS-50B-100L	100 kg	5 lbs		
CAS-50B-150L	150 kg	6 lbs		
CAS-50B-200L	200 kg	6 lbs		
CAS-50B-250L	250 kg	6 lbs		
CAS-50B-300L	300 kg	6 lbs		
CAS-50B-500L	500 kg	6 lbs		
CAS-50B-635L*	635 kg	6 lbs		

*Non-NTEP

CAS-40SS Series



Load Cell

Potted Single Point

- 10 kg to 150 kg Capacities
- Stainless Steel Construction - Protected up to IP67 Standards
- FM Approved

Applications

Single point, stainless steel, environmentally sealed, IP67 rated load cell for light to medium capacity bench scale applications.

Approvals



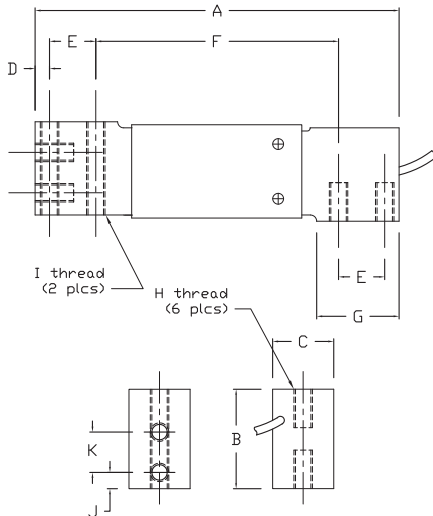
Weigh Modules

N/A

Interchangeable Products

Artech - SS60510
HBM - PW15AH

Rice Lake - RL1140
TedeA - 1140



Rated Capacity	Dimensions						
	A	B	C	D	E	F	G
10 kg - 150 kg	5.91	1.57	1.03	0.24	0.75	3.94	1.339
	H	I	J		K		
10 kg - 150 kg	0.75	0.75	1/4 - 20UNC x 0.50dp		1/4 - 28UNF x 0.50dp		

Country of Origin: China - Tariff applied if applicable

Specifications		
Rated Output (mV/V)	2.00 +/- 10%	
Nonlinearity	+/- 0.03% FS	
Hysteresis	+/- 0.02% FS	
Repeatability	+/- 0.02% FS	
Creep (30 minutes)	+/- 0.03% FS	
Zero Balance	+/- 1.00% FS	
Temp. Effect on Zero	+/- 0.002% of rated output/°C	
Temp. Effect on Output	+/- 0.001% of applied output/°C	
Input Impedance	385 +/- 10 ohms	
Output Impedance	350 +/- 3 ohms	
Insulation Resistance	5000 Megohms	
Excitation Voltage	10V AC/DC (20V Max)	
Compensated Temp. Range	-10°C - +40°C	
Operating Temp. Range	-20°C - +60°C	
Safe Overload	150% FS	
Cable Length	10' 4 Conductor Cable	
Cable Color Code	Input	Green +Excitation Black -Excitation
	Output	Red +Signal White -Signal
Seal Type	Environmentally-Sealed, Potted, IP 67	
Max Platform Size	15 x 15 in / 400 x 400 mm	

Mounts/LC

CAS-40S: Stainless Steel Potted Load Cell

Item #	Capacity	Ship Weight (lb/kg)	List Price	Dealer Price
CAS-40S-10L	10 kg	4 lbs	310.00	186.00
CAS-40S-15L	15 kg	4 lbs		
CAS-40S-20L	20 kg	4 lbs		
CAS-40S-30L	30 kg	4 lbs		
CAS-40S-50L	50 kg	4 lbs		
CAS-40S-75L	75 kg	4 lbs		
CAS-40S-100L	100 kg	4 lbs		
CAS-40S-150L	150 kg	4 lbs		

*Non-NTEP

CAS-60040 Series



Load Cell

SINGLE ENDED SHEAR BEAM

- 25 lb to 500 lb Capacities
- Stainless Steel Construction
- Protected up to IP65 Standards

Applications

Light Capacity Tanks, Bin, and Hoppers

Approvals



Weigh Modules

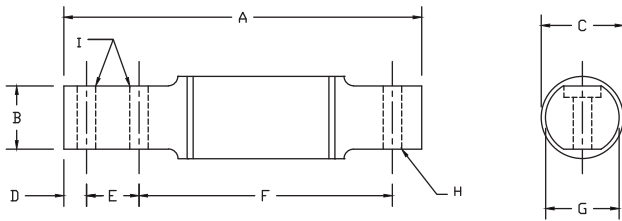
CAS-59M

Interchangeable Products

- Artech - 50210
- Rice Lake - RL50210, RL502100SST
- Revere Transducers - 5503, 9503
- Sensortronics - 60040

Country of Origin: China - Tariff applied if applicable

Specifications	
Rated Output (mV/V)	3.00 +/- 0.1%
Nonlinearity	+/- 0.03% FS
Hysteresis	+/- 0.03% FS
Repeatability	+/- 0.01% FS
Creep (30 minutes)	+/- 0.02% FS
Zero Balance	+/- 1.00% FS
Temp. Effect on Zero	+/- 0.0027% of rated output/°C
Temp. Effect on Output	+/- 0.0015% of applied output/°C
Input Impedance	385 +/- 10 ohms
Output Impedance	350 +/- 3 ohms
Insulation Resistance	5000 Megohms
Excitation Voltage	10V AC/DC (20V Max)
Compensated Temp. Range	-10°C - +40°C
Operating Temp. Range	-20°C - +60°C
Safe Overload	150% FS
Cable Length	30' Standard
Cable Color Code	
Input	Green +Excitation
	Black -Excitation
Output	White +Signal
	Red -Signal
Seal Type	Environmentally-Sealed, IP 67



Rated Capacity	Dimensions								
	A	B	C	D	E	F	G	H	I
25lb - 500lb	2.81	0.62	1.30	0.25	0.50	1.81	1.00	0.26	0.26

CAS-60040: Stainless Steel Load Cell

Item #	Capacity	Ship Weight	List Price	Dealer Price
CAS-60040-25L	25 lb	3 lbs	245.00	147.00
CAS-60040-50L	50 lb	3 lbs		
CAS-60040-75L	75 lb	3 lbs		
CAS-60040-100L	100 lb	3 lbs		
CAS-60040-150L	150 lb	3 lbs		
CAS-60040-250L	250 lb	3 lbs		
CAS-60040-500L	500 lb	3 lbs		

Mounts/LC

BSA Series



Country of Origin: South Korea

Load Cell

SHEAR BEAM

- Available in 1klb (500kg) up to 10klb (5000kg) versions
- Nickel Plated Tool Steel
- Environmentally Sealed

Applications

Floor Scales, Tank Scales, Hopper Scales, Process Control

Approvals



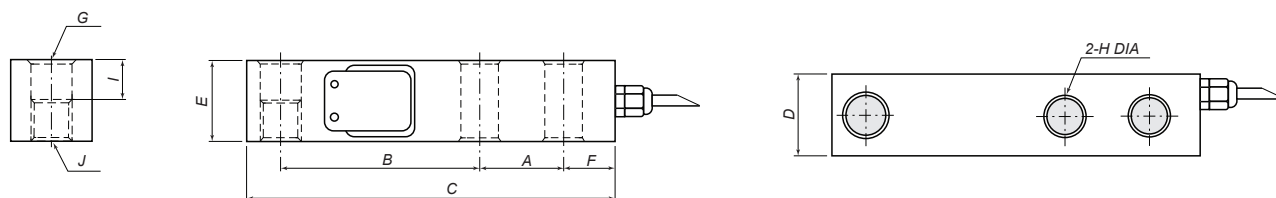
Interchangeable Products

Artech 30310	Revere 5123
CAS 23	Sensortronics 65023
Celtron SQB	Tedea 3421
Rice Lake RL30000	

CAS-BSA: Nickel Plated Tool Steel Load Cell

Item #	Capacity	Ship Weight (lb/kg)	List Price	Dealer Price
BSA-1K	1klb	3 lbs	149.00	81.95
BSA-2K	2klb			
BSA-2.5K	2.5klb			
BSA-3K	3klb			
BSA-4K	4klb			
BSA-5KS (small)	5klb	4 lbs	149	81.95
BSA-5K	5klb			
BSA-10K	10klb			
NTEP # 96-072A1 - Legal for Trade				

Specifications			
Rated Load (R.L)	1klb, 2klb, 2.5klb, 3klb, 4klb, 5klb, 10klb		
Rated Output (R.O.)	3 mV/V +/- 10%		
Zero Balance	0.0 ± 0.03 mV/V		
Accuracy Class	D3	C3	
Non-Linearity	≤ 0.03% R.O.	≤ 0.025% R.O.	
Hysteresis	≤ 0.03% R.O.	≤ 0.025% R.O.	
Combined Error	≤ 0.03% R.O.	≤ 0.025% R.O.	
Repeatability	≤ 0.01% R.O.	≤ 0.01% R.O.	
Creep for 30 min	≤ 0.03% R.O.	≤ 0.017% R.O.	
Return for 30 min	≤ 0.03% R.O.	≤ 0.017% R.O.	
Resolution	≤ 1/3000	≤ 1/4000	
Division	0.001 mV/V	0.00075 mV/V	
Temperature Effect on:	Zero Value	0.028	0.014
	Output Value	0.015	0.011
Excitation	Recommended	10V	
	Maximum	15V	
Resistance	Input	350 +/- 3.5 ohms	
	Output	350 +/- 3.5 ohms	
	Insulation	>2000 megaohms	
Compensated Temperature Range	-10°C - +40°C		
Operating Temperature Range	-10°C - +80°C		
Construction	Nickel Plated Steel		
Cable Specification	ø5.4 x 4P x 5M (Urethane)		
Safe Overload	150% Rated Capacity		
Cable Color Code	Red	+Excitation	
	Black	-Excitation	
	Green	+Signal	
	White	-Signal	
	Clear	Shield	



Rated Capacity	Dimensions									
	A	B	C	D	E	F	G	H	I	J
1klb - 5klb (Small Env) (500kgf - 2tf)	1.0 (25.4)	3.0 (76.2)	5.12 (130)	1.25 (32)	1.25 (32)	0.62 (15.8)	0.53 (13.5)	0.53 (13.5)	0.63 (16.0)	1/2 - 20UNF - 2B
5klb (Large Env) - 10klb (3tf - 5tf)	1.5 (38.1)	3.75 (95.3)	6.75 (171.5)	1.5 (3.8)	1.5 (3.8)	0.75 (19)	0.78 (20)	0.78 (20)	0.75 (19)	3/4 - 16UNF - 2B

Mounts/LC

CAS-23 Series



Load Cell

SINGLE ENDED SHEAR BEAM

- 100 lb to 20,000 lb Capacities
- Alloy, Stainless Steel, and Stainless Steel Welded Models
- Protected up to IP67 standards

Applications

Powder & Bulk Processing, Mixing, Blending, & Batching, Medium to High Capacity Tanks & Hoppers, Level & Inventory Control, Food & Beverage Handling

Approvals



Weigh Modules

CAS-23M, CAS-59M, CAS82M

Interchangeable Products

CAS-23LA

- Artech - 30310
- CAS - BSA
- Celtron - SQB
- HBM - A35
- Revere - 5123
- Rice Lake - RL35023
- Rice Lake - RL30000
- Sensortronics - 65023
- Tedea - 3411
- Totalcomp - TSB

CAS-23LS

- Artech - SS30310
- Celtron - SQB SS
- HBM - B35
- Revere - 9123
- Rice Lake - RL35023S
- Rice Lake - RL39123
- Sensortronics - 65023S

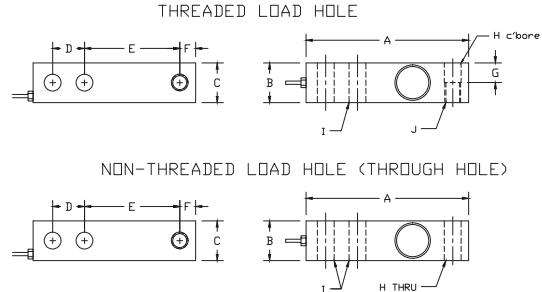
CAS-23LW2

- Rice Lake - RL35082
- Sensortronics - 65083S
- Toledo - 715 Series
- Toledo - TB600531 (2.5K)

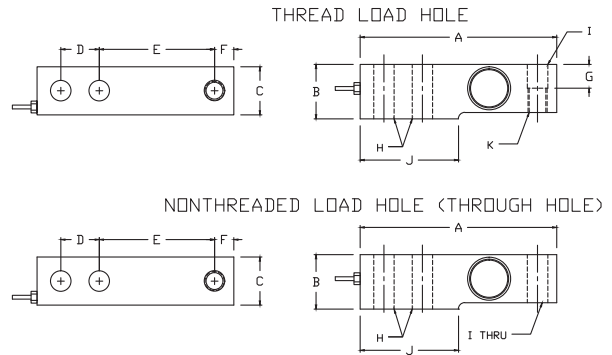
CAS-23LW3

- Artech T20 - SS30310
- Celtron - SQB HSS
- Fairbanks - 3-54786-1
- HBM - H35
- Revere - 9123
- Rice Lake - RL35083
- Rice Lake - RLH35
- Sensortronics C20 - 65083
- Toledo - TB601019-008 (0.5K-1K)
- Toledo - TB601016-020 (1K)
- Toledo - TB601016-008 (2.5K)
- Toledo - TB601017-020 (4K)
- Toledo - TB601018-008 (5K)

Country of Origin: China - Tariff applied if applicable



Rated Capacity	CAS-23LA/LS - Dimensions									
	A	B	C	D	E	F	G	H	I	J
100lb - 750lb	5.12	1.25	1.25	1.00	3.00	0.50	0.62	0.53	0.53	1/2 - 20 UNF
1K - 5Kse	5.12	1.25	1.25	1.00	3.00	0.50	0.62	0.53	0.53	1/2 - 20 UNF
5Kle - 10K	6.75	1.50	1.50	1.50	3.75	0.75	0.75	0.78	0.78	3/4 - 16 UNF
15K - 20K	8.88	2.00	2.00	2.00	4.88	1.00	1.00	1.03	1.03	1 - 14 UNF



Rated Capacity	CAS-23LW - Dimensions										
	A	B	C	D	E	F	G	H	I	J	K
1K - 5Kse	5.12	1.25	1.25	1.00	3.00	0.50	0.62	0.53	0.50	2.25	1/2 - 20 UNF
5Kle - 10K	6.75	1.50	1.50	1.50	3.75	0.75	0.75	0.78	0.75	3.00	3/4 - 16 UNF

Specifications				
Rated Output (mV/V)	3.00 +/- 0.1%	Excitation Voltage	10V AC/DC (20V Max)	
	2.00 +/- 0.1% (CAS-23-SSW)		Compensated Temp. Range	-10°C - +40°C
Nonlinearity	+/- 0.03% FS	Operating Temp. Range	-20°C - +60°C	
Hysteresis	+/- 0.02% FS	Safe Overload	150% FS	
Repeatability	+/- 0.01% FS	Cable Length	20' Standard	
Creep (30 minutes)	+/- 0.02% FS	Cable Color Code		
Zero Balance	+/- 1.00% FS	Input	Green +Excitation	
Temp. Effect on Zero	+/- 0.0027% of rated output/°C		Black -Excitation	
Temp. Effect on Output	+/- 0.0015% of applied output/°C	Output	White +Signal	
Input Impedance	385 +/- 10 ohms		Red -Signal	
Output Impedance	350 +/- 3 ohms	Seal Type	CAS-23/23SS	Environmentally-Sealed, IP 67
Insulation Resistance	5000 Megohms		SSW Load Cells	Welded-Seal, IP 67

Mounts/LC

CAS-23LA: Alloy Steel Load Cell
- Threaded Hole

Item #	Capacity	Ship Weight	List Price	Dealer Price
CAS-23LA-100L*	100 lb	2 lbs	165.00	99.00
CAS-23LA-250L	250 lb	4 lbs		
CAS-23LA-500L	500 lb	4 lbs		
CAS-23LA-750L	750 lb	4 lbs		
CAS-23LA-1K	1K	4 lbs		
CAS-23LA-1AK	1.5K	4 lbs		
CAS-23LA-2K	2K	4 lbs		
CAS-23LA-2AK	2.5K	4 lbs		
CAS-23LA-4K	4K	4 lbs		
CAS-23LA-5SK	5KSE	4 lbs		
CAS-23LA-5K	5KLE	4 lbs	275.00	165.00
CAS-23LA-10K	10K	4 lbs	545.00	327.00
CAS-23LA-15K	15K	10 lbs		
CAS-23LA-20K	20K	10 lbs		

*Non-NTEP

CAS-23LAT: Alloy Steel Load Cell
- Through Hole

Item #	Capacity	Ship Weight	List Price	Dealer Price
CAS-23LAT-100L*	100 lb	2 lbs	165.00	99.00
CAS-23LAT-250L	250 lb	4 lbs		
CAS-23LAT-500L	500 lb	4 lbs		
CAS-23LAT-750L	750 lb	4 lbs		
CAS-23LAT-1K	1K	4 lbs		
CAS-23LAT-1AK	1.5K	4 lbs		
CAS-23LAT-2K	2K	4 lbs		
CAS-23LAT-2AK	2.5K	4 lbs		
CAS-23LAT-4K	4K	4 lbs		
CAS-23LAT-5SK	5KSE	4 lbs		
CAS-23LAT-5K	5KLE	4 lbs	275.00	165.00
CAS-23LAT-10K	10K	4 lbs	545.00	327.00
CAS-23LAT-15K	15K	10 lbs		
CAS-23LAT-20K	20K	10 lbs		

*Non-NTEP

CAS-23LS: Stainless Steel Load Cell
- Threaded Hole

Item #	Capacity	Ship Weight	List Price	Dealer Price
CAS-23LS-250L	250 lb	3 lbs	265.00	159.00
CAS-23LS-500L	500 lb	4 lbs		
CAS-23LS-750L	750 lb	4 lbs		
CAS-23LS-1K	1K	4 lbs		
CAS-23LS-1AK	1.5K	4 lbs		
CAS-23LS-2K	2K	4 lbs		
CAS-23LS-2AK	2.5K	4 lbs		
CAS-23LS-4K	4K	4 lbs		
CAS-23LS-5SK	5KSE	4 lbs	330.00	198.00
CAS-23LS-5K	5KLE	4 lbs		
CAS-23LS-10K	10K	4 lbs		
CAS-23LS-15K	15K	4 lbs	645.00	387.00
CAS-23LS-20K	20K	10 lbs		

CAS-23LST: Stainless Steel Load Cell
- Through Hole

Item #	Capacity	Ship Weight	List Price	Dealer Price
CAS-23LST-250L	250 lb	3 lbs	265.00	159.00
CAS-23LST-500L	500 lb	4 lbs		
CAS-23LST-750L	750 lb	4 lbs		
CAS-23LST-1K	1K	4 lbs		
CAS-23LST-1AK	1.5K	4 lbs		
CAS-23LST-2K	2K	4 lbs		
CAS-23LST-2AK	2.5K	4 lbs		
CAS-23LST-4K	4K	4 lbs		
CAS-23LST-5SK	5KSE	4 lbs	330.00	198.00
CAS-23LST-5K	5KLE	4 lbs		
CAS-23LST-10K	10K	4 lbs		
CAS-23LST-15K	15K	4 lbs	645.00	387.00
CAS-23LST-20K	20K	10 lbs		

CAS-23LW2: Stainless Steel Welded Load Cell
- 2mv/v Threaded Hole 20' common cable

Item #	Capacity	Ship Weight	List Price	Dealer Price
CAS-23LW2-1K	1K	4 lbs	300.00	180.00
CAS-23LW2-1AK	1.5K	4 lbs	300.00	
CAS-23LW2-2K	2K	4 lbs	300.00	
CAS-23LW2-2AK	2.5K	4 lbs	300.00	
CAS-23LW2-4K	4K	4 lbs	300.00	
CAS-23LW2-5SK	5KSE	4 lbs	300.00	
CAS-23LW2-5K	5KLE	4 lbs	375.00	225.00
CAS-23LW2-10K	10K	4 lbs	375.00	

CAS-23LW3: Stainless Steel Welded Load Cell
- 3mv/v Threaded Hole 20' common cable

Item #	Capacity	Ship Weight	List Price	Dealer Price
CAS-23LW3-1K	1K	4 lbs	300.00	180.00
CAS-23LW3-1AK	1.5K	4 lbs	300.00	
CAS-23LW3-2K	2K	4 lbs	300.00	
CAS-23LW3-2AK	2.5K	4 lbs	300.00	
CAS-23LW3-4K	4K	4 lbs	300.00	
CAS-23LW3-5SK	5KSE	4 lbs	300.00	
CAS-23LW3-5K	5KLE	4 lbs	375.00	225.00
CAS-23LW3-10K	10K	4 lbs	375.00	

Mounts/LC

CAS-SB14 Series



Country of Origin: Sri Lanka

Load Cell

SINGLE ENDED BEAM

- 500 lb to 10,000 lb Capacities
- Stainless Steel Construction
- Complete Hermetic Sealing
- Protected up to IP68 Standards
- Unique Blinding Hole
- High Input Resistance
- Calibration in mV/V/Ω
- Perfect for use in industrial environments

Applications

Platform Scales, Hopper and Tank Scales

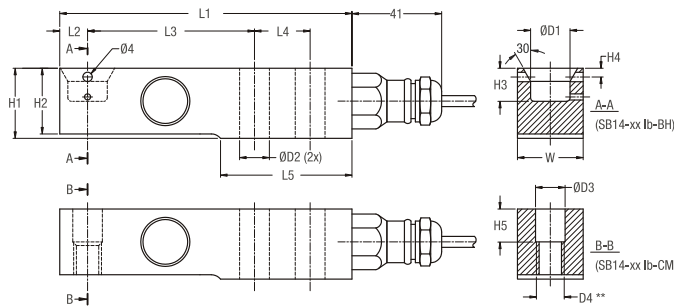
Approvals



Weigh Modules

CAS-5213

Specifications	
Combined Error	≤ +/- 0.0500%*RO
Rated Output (mV/V)	2.00 +/- 0.1%
Nonlinearity	≤ +/- 0.0400%*RO
Hysteresis	≤ +/- 0.0400%*RO
Creep (30 minutes)	≤ +/- 0.0600%*RO
Zero Balance	≤ +/- 5%*RO
Temp. Effect on Min. Dead Load Output	≤ +/- 0.0400%*RO / 10°C
Temp. Effect on Sensitivity	≤ +/- 0.0200%*RO / 10°C
Input Resistance	1100 +/- 50 ohms
Output Resistance	1000 +/- 2 ohms
Insulation Resistance	≥ 5000 Megohms
Excitation Voltage	5...15 V
Compensated Temp. Range	-10°C... +40°C
Operating Temp. Range	-40°C... +80°C (ATEX -40°C... +60°C)
Safe Overload	200%*E _{max}
Ultimate Load	300%*E _{max}
Cable Length	3m or 4.5m, Shielded, 4 Conductor Cable, Cable Jack Polyurethane
Cable Color Code	
Input	Green +Excitation
	Black -Excitation
Output	White +Signal
	Red -Signal
	Yellow Shield
Seal Type	Complete Hermetic Sealing, IP68 (up to 2m water depth)/IP69K



CAS-SB14: Stainless Steel Load Cell

Item #	Capacity	Ship Weight (lb/kg)	List Price	Dealer Price
CAS-SB14-500L	500 lb	5 lbs	418.00	251.00
CAS-SB14-1K	1K	5 lbs	418.00	
CAS-SB14-2AK	2.5K	5 lbs	418.00	
CAS-SB14-5K	5K	5 lbs	418.00	

Rated Capacity	Dimensions																
	L1	L2	L3	L4	L5	H1	H2	H3	H4	H5	W	D1	D2	D3	D4	Mounting Bolts	Torque
500/1000lb	5.25	0.50	3.00	1.00	2.36	1.22	1.13	0.59	0.16	0.59	1.18	0.71	0.51	0.53	M12	M12 8.8	90 Nm
2500lb	5.25	0.50	3.00	0.96	2.36	1.22	1.20	0.59	0.16	0.59	1.18	0.71	0.51	0.53	M12	M12 8.8	90 Nm
5000lb	5.25	0.50	3.00	1.00	2.36	1.22	1.20	0.59	0.16	0.59	1.18	0.71	0.51	0.53	M12	M12 10.9	120 Nm

Mounts/LC

CAS-SB4 Series



Country of Origin: Sri Lanka

Load Cell

SINGLE ENDED BEAM

- 1,125 lb to 22,500 lb Capacities
- Stainless Steel Construction
- Complete Hermetic Sealing
- Protected up to IP68 Standards
- Unique Blinding Hole
- High Input Resistance
- Calibration in mV/V/Ω
- Perfect for use in harsh industrial environments

Applications

Platform Scales, Hopper and Tank Scales

Approvals

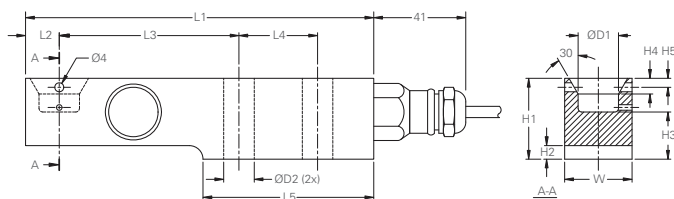


Weigh Modules

CAS-5205, CAS-5213

Country of Origin: Sri Lanka

Dimensions (in mm)



Specifications	
Combined Error	≤ +/- 0.0500%*RO
Rated Output (mV/V)	2.00 +/- 0.1%
Nonlinearity	≤ +/- 0.0400%*RO
Hysteresis	≤ +/- 0.0400%*RO
Creep (30 minutes)	≤ +/- 0.0600%*RO
Zero Balance	≤ +/- 5%*RO
Temp. Effect on Min. Dead Load Output	≤ +/- 0.0400%*RO / 10°C
Temp. Effect on Sensitivity	≤ +/- 0.0200%*RO / 10°C
Input Resistance	1100 +/- 50 ohms
Output Resistance	1000 +/- 2 ohms
Insulation Resistance	≥ 5000 Megohms
Excitation Voltage	5...15 V
Compensated Temp. Range	-10°C... +40°C
Operating Temp. Range	-40°C... +80°C (ATEX -40°C... +60°C)
Safe Overload	200%*E _{max}
Ultimate Load	300%*E _{max}
Cable Length	3m or 4.5m, Shielded, 4 Conductor Cable, Cable Jack Polyurethane
Cable Color Code	
Input	Green +Excitation
	Black -Excitation
Output	White +Signal
	Red -Signal
	Yellow Shield
Seal Type	Complete Hermetic Sealing, IP68 (up to 2m water depth)/IP69K

CAS-SB4: Stainless Steel Load Cell

Item #	Capacity	Ship Weight (lb/kg)	List Price	Dealer Price
CAS-SB4-1K	1125 lbs	4 lbs	515.00	309.00
CAS-SB4-2K	2250 lbs	4 lbs	515.00	
CAS-SB4-4K	4500 lbs	4 lbs	515.00	
CAS-SB4-11K	11,250 lbs	7 lbs	735.00	441.00
CAS-SB4-22k	22,500 lbs	16 lbs	1100.00	660.00

Rated Capacity	Dimensions														
	L1	L2	L3	L4	L5	H1	H2	H3	H4	H5	W	D1	D2	Mounting Bolts	Torque
1125/2250/4500	6.10	0.59	3.15	1.38	2.99	1.42	0.24	0.83	0.28	0.16	1.18	0.71	0.51	M12 8.8	90 Nm
11250	7.48	0.83	4.13	1.57	3.66	1.93	0.31	1.12	0.24	0.31	1.69	0.98	0.83	M20 8.8	400 Nm
22500	9.65	1.18	5.31	1.97	4.72	2.87	0.49	1.65	0.39	NA	2.36	1.18	1.06	M24 8.8	700 Nm

Mounts/LC

CAS-745 Series



Country of Origin: China - Tariff applied if applicable

Load Cell

SINGLE ENDED SHEAR BEAM

- 500 lb to 10,000 lb Capacities
- Stainless Steel Construction
- Protected up to IP67 standards
- Hermetically Sealed

Applications

Perfect for tank, bin, and hopper weighing

Approvals



Weigh Modules

CAS-RTM

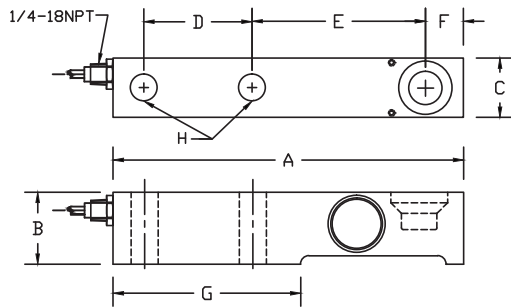
Interchangeable Products

HBM - THC

Rice Lake - RL30745

Toledo - TB600363 (1.25K), TB600342 (2.5K), TB600261 (4K), TB600364 (10K), TB600343 (5K), TB600529 (500lb), 745 mount

TotalComp - TB745



Rated Capacity	Dimensions							
	A	B	C	D	E	F	G	H
500lb - 4K	5.25	1.19	1.21	1.00	3.00	0.61	2.27	0.51
5K	5.38	1.46	1.46	1.00	3.00	0.73	2.27	0.51
10K	6.75	1.69	1.69	1.50	3.75	0.75	2.91	0.78

Specifications	
Rated Output (mV/V)	2.00 +/- 0.1%
Nonlinearity	+/- 0.03% FS
Hysteresis	+/- 0.02% FS
Repeatability	+/- 0.01% FS
Creep (30 minutes)	+/- 0.02% FS
Zero Balance	+/- 1.00% FS
Temp. Effect on Zero	+/- 0.0027% of rated output/°C
Temp. Effect on Output	+/- 0.0015% of applied output/°C
Input Impedance	385 +/- 10 ohms
Output Impedance	350 +/- 3 ohms
Insulation Resistance	5000 Megohms
Excitation Voltage	10V AC/DC (20V Max)
Compensated Temp. Range	-10°C - +40°C
Operating Temp. Range	-20°C - +60°C
Safe Overload	150% FS
Cable Length	30' Standard
Cable Color Code	
Input	Green +Excitation
	Black -Excitation
Output	White +Signal
	Red -Signal
Seal Type	Environmentally-Sealed, IP 67

CAS-745: Stainless Steel Load Cell

Item #	Capacity	Ship Weight (lb/kg)	List Price	Dealer Price
CAS-745L-500L	500 lb	4 lbs	430.00	258.00
CAS-745L-1K	1K	4 lbs	430.00	
CAS-745L-1AK	1.25K	4 lbs	430.00	
CAS-745L-2AK	2.5K	4 lbs	430.00	
CAS-745L-4K	4K	4 lbs	430.00	
CAS-745L-5K	5K	4 lbs	550.00	330.00
CAS-745L-10K	10K	5 lbs	650.00	390.00

CAS-SB8 Series



Country of Origin: Sri Lanka

Load Cell

DOUBLE ENDED SHEAR BEAM

- 10 kg to 500 kg Capacities
- Stainless Steel
- Protected up to IP68 Standards

Applications

Platform scales, bench scales, conveyor scales, small hopper and tank weighing systems, bagging machines.

Approvals



Weigh Modules

CAS-SB8 with Load Mount

Interchangeable Products

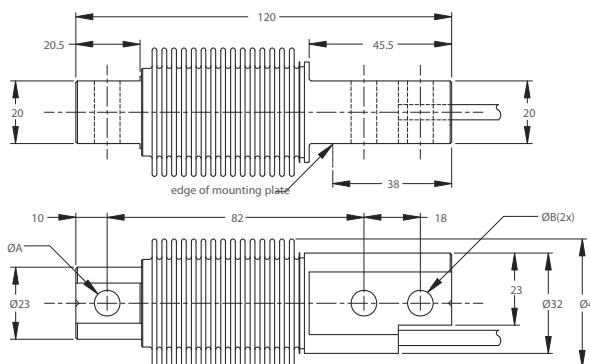
CAS-

Artech -

Specifications	
Rated Output (mV/V)	2.00 +/- 0.1%
Nonlinearity	+/- 0.04% RO
Hysteresis	+/- 0.04% RO
Creep (30 minutes)	+/- 0.06% RO
Zero Balance	+/- 5.00% RO
Temp Effect on Min Dead Load Output	+/- 0.04% of rated output/10°C
Temp. Effect on Sensitivity	+/- 0.02% of rated output/10°C
Input Impedance	380 +/- 10 ohms
Output Impedance	350 +/- 5 ohms
Insulation Resistance	5000 Megohms
Excitation Voltage	5...15V
Compensated Temp. Range	-10°C - +40°C
Operating Temp. Range	-40°C - +80°C
Safe Overload	200% E _{max}
Safe Side Load	100% E _{max}
Ultimate Overload	300% E _{max}
Cable Length	3m Shielded, 6 Conductor Cable
Cable Color Code	Green +Excitation / Black -Excitation
	White +Signal / Red -Signal
	Blue +Sense / Brown -Sense
	Yellow Shield
Seal Type	IP68

CAS-SB8: Stainless Steel Load Cell


Item #	Capacity	Ship Weight (lb/kg)	List Price	Dealer Price
CAS-SB8-10L	10 kg	2 bs	625.00	375.00
CAS-SB8-20L	20 kg	2 bs		
CAS-SB8-100L	100 kg	2 bs		
CAS-SB8-200L	200 kg	2 bs	1,225.00	735.00
CAS-SB8-250L	250 kg	2 bs		
CAS-SB8-500L	500 kg	2 bs		



Rated Capacity	Dimensions			
	A	B	Mounting Bolts	Torque*
10 kg - 250 kg	8.2	8.2	M8 8.8	25 Nm
500 kg	10.5	8.2	M8 10.9	35 Nm

Mounts/LC

CAS-16 Series



Load Cell

DOUBLE ENDED SHEAR BEAM

- 1,000 lb to 125,000 lb Capacities
- Alloy and Stainless Steel Welded Models
- Protected up to IP67 Standards

Applications

Designed for use in medium to heavy capacity tanks, hoppers, and bin scales

Approvals



Weigh Modules

CAS-16M

Interchangeable Products

CAS-16L

- Artech - 70510
- Celtron - DSR
- Revere - 5203
- Rice Lake - RL75016
- Sensortronics - 65016
- Totalcomp - GDE16
- Totalcomp - TDE16
- Transcell - DBS

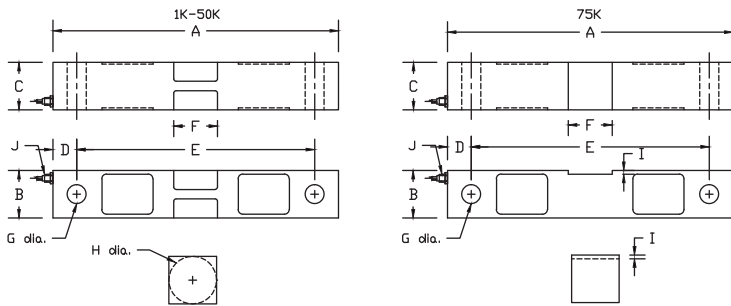
CAS-16LW

- Celtron - DSR HHS
- Revere - 9203
- Rice Lake - RL75016SS
- Rice Lake - RL75016WHE
- Sensortronics - 65016W
- Sensortronics - 65016WH

Country of Origin: China - Tariff applied if applicable

Specifications

Rated Output (mV/V)	3.00 +/- 0.1%	
Nonlinearity	+/- 0.03% FS	
Hysteresis	+/- 0.02% FS	
Repeatability	+/- 0.01% FS	
Creep (30 minutes)	+/- 0.02% FS	
Zero Balance	+/- 1.00% FS	
Temp. Effect on Zero	+/- 0.0027% of rated output/°C	
Temp. Effect on Output	+/- 0.0015% of applied output/°C	
Input Impedance	700 +/- 10 ohms	
Output Impedance	700 +/- 5 ohms	
Insulation Resistance	5000 Megohms	
Excitation Voltage	10V AC/DC (20V Max)	
Compensated Temp. Range	-10°C - +40°C	
Operating Temp. Range	-20°C - +60°C	
Safe Overload	150% FS	
Cable Length	1K - 5K	50' Standard
	10K - 125K	50' Braided Shield
Cable Color Code		
	Input	Green +Excitation Black -Excitation
	Output	White +Signal Red -Signal
Seal Type	CAS-16L	Environmentally-Sealed, IP 67
	CAS-16LW	Welded-Seal, IP 67



Rated Capacity	Dimensions									
	A	B	C	D	E	F	G	H	I	J
1K - 5K	7.50	1.25	1.25	0.62	6.25	1.15	0.50	1.25	-	1/4 - 18 NPT
10K - 25K	8.75	1.94	1.44	0.62	7.50	2.00	0.81	2.00	-	1/4 - 18 NPT
35K	8.75	2.50	1.50	0.62	7.50	2.00	0.81	2.50	-	1/4 - 18 NPT
50K	13.50	2.94	2.44	1.00	11.50	3.25	1.31	3.00	-	1/2 - 14 NPT
75K	13.50	2.94	2.44	1.00	11.50	3.25	1.31	-	0.17	1/2 - 14 NPT
100K - 125K	18.50	3.94	2.94	1.75	15.00	3.25	1.63	-	0.25	1/2 - 14 NPT

Mounts/LC

CAS-16L: Alloy Steel Load Cell

Item #	Capacity	Ship Weight (lb/kg)	List Price	Dealer Price
CAS-16L-1K	1K	6 lbs	485.00	291.00
CAS-16L-1AK	1.5K	6 lbs		
CAS-16L-2K	2K	6 lbs		
CAS-16L-2AK	2.5K	6 lbs		
CAS-16L-3K	3K	6 lbs		
CAS-16L-5K	5K	6 lbs		
CAS-16L-10K	10K	12 lbs	575.00	345.00
CAS-16L-15K	15K	12 lbs		
CAS-16L-20K	20K	12 lbs		
CAS-16L-25K	25K	12 lbs		
CAS-16L-35K	35K	12 lbs		
CAS-16L-50K	50K	27 lbs		
CAS-16L-75K*	75K	27 lbs	825.00	495.00
CAS-16L-100K*	100K	58 lbs	1,095.00	657.00
CAS-16L-125K*	125K	58 lbs		

*Has square center

CAS-16LW: Stainless Steel Welded Load Cell

Item #	Capacity	Ship Weight (lb/kg)	List Price	Dealer Price
CAS-16LW-1K	1K	6 lbs	535.00	321.00
CAS-16LW-1AK	1.5K	6 lbs		
CAS-16LW-2K	2K	6 lbs		
CAS-16LW-2AK	2.5K	6 lbs		
CAS-16LW-3K	3K	6 lbs		
CAS-16LW-5K	5K	6 lbs		
CAS-16LW-10K	10K	12 lbs	600.00	360.00
CAS-16LW-15K	15K	12 lbs		
CAS-16LW-20K	20K	12 lbs		
CAS-16LW-25K	25K	12 lbs		
CAS-16LW-35K	35K	12 lbs		
CAS-16LW-50K	50K	27 lbs		
CAS-16LW-75K*	75K	27 lbs	1,295.00	777.00

*Has square center

CAS-58 Series



Load Cell

DOUBLE ENDED SHEAR BEAM

- 10,000 lb to 125,000 lb Capacities
- Alloy Steel Construction
- Protected up to IP67 Standards

Applications

Tank, Bin, & Hopper Weighing, Silo Weighing, Batching, Blending, Mixing, and Inventory Monitoring

Approvals



Weigh Modules

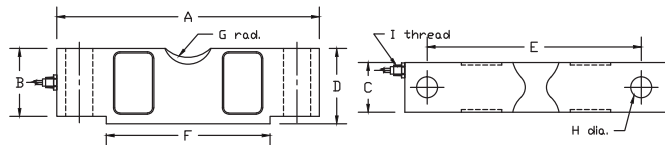
CAS-TSA

Interchangeable Products

- | | |
|---------------------|------------------------|
| Artech - 70310 | Sensortronics - 65058A |
| Celtron - CLB | Tedea - 4158 |
| Revere - 5303 | Totalcomp - TDE58 |
| Rice Lake - RL75058 | |

Country of Origin: China - Tariff applied if applicable

Specifications	
Rated Output (mV/V)	3.00 +/- 0.1%
Nonlinearity	+/- 0.03% FS
Hysteresis	+/- 0.02% FS
Repeatability	+/- 0.01% FS
Creep (30 minutes)	+/- 0.02% FS
Zero Balance	+/- 1.00% FS
Temp. Effect on Zero	+/- 0.0027% of rated output/°C
Temp. Effect on Output	+/- 0.0015% of applied output/°C
Input Impedance	700 +/- 10 ohms
Output Impedance	700 +/- 5 ohms
Insulation Resistance	5000 Megohms
Excitation Voltage	10V AC/DC (20V Max)
Compensated Temp. Range	-10°C - +40°C
Operating Temp. Range	-20°C - +60°C
Safe Overload	150% FS
Cable Length	50' Braided Shield
Cable Color Code	
Input	Green +Excitation
	Black -Excitation
Output	White +Signal
	Red -Signal
Seal Type	Environmentally-Sealed, IP 67



Rated Capacity	Dimensions								
	A	B	C	D	E	F	G	H	I
10K - 25K	7.75	1.70	1.69	1.94	6.50	5.00	0.75	0.68	1/4 - 18 NPT
40K - 50Kse	10.25	2.10	1.94	2.44	8.50	6.39	1.00	0.81	1/4 - 18 NPT
50K - 75K	10.25	2.65	2.44	2.94	8.50	6.39	1.00	1.06	1/2 - 14 NPT
100K - 125K	15.25	3.43	2.90	3.86	12.75	9.00	1.50	1.62	1/2 - 14 NPT

CAS-58: Alloy Steel Load Cell

Item #	Capacity	Ship Weight (lb/kg)	List Price	Dealer Price
CAS-58L-10K*	10K	11 lbs	610.00	366.00
CAS-58L-20K*	20K	11 lbs		
CAS-58L-25K	25K	11 lbs		
CAS-58L-40K	40K	16 lbs	745.00	447.00
CAS-58L-50SK	50Kse	16 lbs		
CAS-58L-50K	50K	22 lbs	810.00	486.00
CAS-58L-60K	60K	22 lbs		
CAS-58L-75K	75K	22 lbs		
CAS-58L-100K	100K	45 lbs	1,475.00	885.00
CAS-58L-125K	125K	45 lbs		

*Non-NTEP

CAS-5103 Series



Load Cell

DOUBLE ENDED SHEAR BEAM

- 5,000 lb to 250,000 lb Capacities
- Alloy Steel and Stainless Steel Welded Models
- Protected up to IP67 Standards

Applications

Medium to High Capacity Weighing Systems, Tanks, Hoppers, Vehicle, & Rail Track Scales

Approvals



CAS-5103 Only CAS-5103LW Only

Weigh Modules

CAS-03M

Interchangeable Products

CAS-5103L

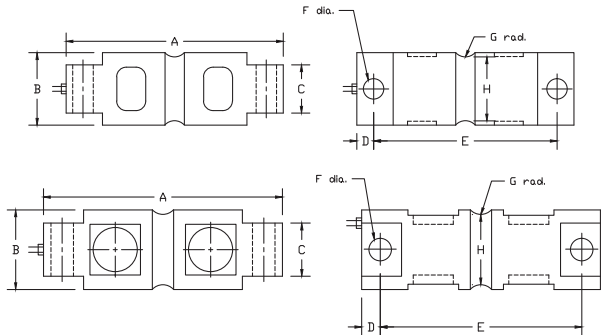
Artech - 70210
 Revere - 5103
 Rice Lake - RL70000
 Totalcomp - GDE03, TDE03

CAS-5103LW

Artech - SS70210
 Revere - 9103
 Rice Lake - RL70000SS
 Rice Lake - RL710000 HE

Specifications		
Rated Output (mV/V)	3.00 +/- 0.1%	
Nonlinearity	+/- 0.03% FS	
Hysteresis	+/- 0.02% FS	
Repeatability	+/- 0.01% FS	
Creep (30 minutes)	+/- 0.02% FS	
Zero Balance	+/- 1.00% FS	
Temp. Effect on Zero	+/- 0.0027% of rated output/°C	
Temp. Effect on Output	+/- 0.0015% of applied output/°C	
Input Impedance	700 +/- 10 ohms	
Output Impedance	700 +/- 5 ohms	
Insulation Resistance	5000 Megohms	
Excitation Voltage	10V AC/DC (20V Max)	
Compensated Temp. Range	-10°C - +40°C	
Operating Temp. Range	-20°C - +60°C	
Safe Overload	150% FS	
Cable Length	CAS-5103	60' Braided Shield
	CAS-5103-SSW	50' Braided Shield
Cable Color Code	Input	Green +Excitation
		Black -Excitation
	Output	White +Signal
		Red -Signal
Seal Type	CAS-5103	Environmentally-Sealed, IP 67
	CAS-5103-SSW	Stainless Steel Welded

Country of Origin: China - Tariff applied if applicable



Rated Capacity	Dimensions							
	A	B	C	D	E	F	G	H
5K - 10K	8.12	1.70	1.12	0.62	6.88	0.66	0.50	1.48
20K	8.12	1.95	1.12	0.62	6.88	0.66	0.50	1.48
30K - 60K	10.25	3.00	2.37	0.88	8.50	1.06	1.00	2.73
100K	11.25	3.50	2.50	0.88	9.50	1.06	1.50	3.24
150K	11.25	3.90	2.80	0.88	9.50	1.06	1.50	3.64
200K - 250K	16.10	5.38	4.60	1.55	13.00	1.56	2.00	5.17

CAS-5103L: Alloy Steel Load Cell


Item #	Capacity	Ship Weight (lb/kg)	List Price	Dealer Price
CAS-5103L-5K	5K	9 lbs	625.00	375.00
CAS-5103L-10K	10K	9 lbs		
CAS-5103L-20K	20K	9 lbs		
CAS-5103L-30K	30K	20 lbs	725.00	435.00
CAS-5103L-40K	40K	20 lbs		
CAS-5103L-50K	50K	20 lbs		
CAS-5103L-60K	60K	20 lbs		
CAS-5103L-100K	100K	29 lbs	1,450.00	870.00
CAS-5103L-150K	150K	39 lbs		
CAS-5103L-200K	200K	96 lbs	2,425.00	1,455.00
CAS-5103L-250K	250K	96 lbs		

CAS-5103LW: Stainless Steel Welded Load Cell

Item #	Capacity	Ship Weight (lb/kg)	List Price	Dealer Price
CAS-5103LW-10K	10K	9 lbs	750.00	450.00
CAS-5103LW-20K	20K	9 lbs		
CAS-5103LW-30K	30K	9 lbs		
CAS-5103LW-40K	40K	20 lbs	825.00	495.00
CAS-5103LW-50K	50K	20 lbs		
CAS-5103LW-60K	60K	20 lbs		

Mounts/LC

CAS-Q50 Series



Country of Origin: Sri Lanka

Load Cell

PANCAKE

- 1,000 lb to 60,000 lb Capacities
- Smooth surfaces and no wells to hold contamination
- Easy to clean, low profile, compact sensor offering light to high capacity weighing capabilities for clean-in-place and sterilize-in-place food, pharmaceutical, and chemical environments.
- Protected up to IP68 Standards with Complete Hermetic Seal

Applications

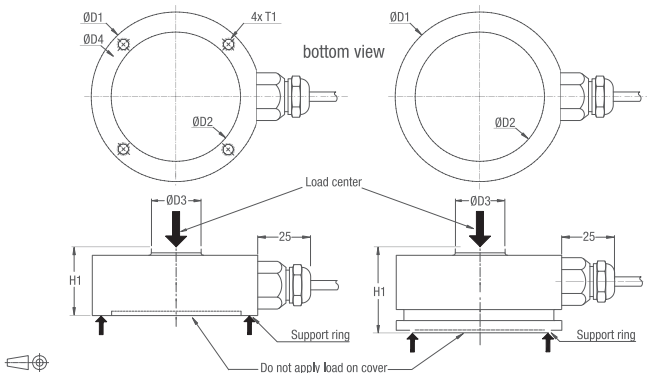
Vessel & silo weighing systems
 High capacity platforms
 General test and measurement tasks.

Approvals



Weigh Modules

CAS-6620



Rated Capacity	Dimensions					
	H1	D1	D2	D3	D4	T1
1K - 10K	32.5	80	62	16	70	M6 x 1, 8 deep
20K	42	95	75	29	-	-
40K - 60K	54	120	87.5	42.5	-	-

Specifications	
Rated Output (mV/V)	2.00 +/- 0.1%
Calibration in mV/V/Ω	+/- 0.05% FS
Min. Dead Load Output Return	+/- 0.05% RO
Combined Error	+/- 0.25% RO
Creep (30 minutes)	+/- 0.06% RO
Zero Balance	+/- 5.00% RO
Temp. Effect on Min. Dead Load output	+/- 0.04% of rated output/°C
Temp. Effect on Sensitivity	+/- 0.02% of rated output/°C
Input Impedance	366 +/- 10 ohms
Output Impedance	351 +/- 2 ohms
Insulation Resistance	>=5000 Megohms
Excitation Voltage	5...15V
Compensated Temp. Range	-10°C - +40°C
Operating Temp. Range	-20°C - +65°C
Safe Overload	200% E _{max}
Ultimate Overload	300% E _{max}
Cable Length	5m up to 20K / 10m 40K - 60K
Cable Color Code	Green +Excitation
	Black -Excitation
	White +Signal
	Red -Signal
	Yellow Shield
Seal Type	IP68 (up to 2m water depth) / IP69K

CAS-Q50: Stainless Steel Load Cell

Item #	Capacity	Ship Weight (lb/kg)	List Price	Dealer Price
CAS-Q50-1K	1K	3 lbs	625.00	375.00
CAS-Q50-2K	2K	3 lbs		
CAS-Q50-4K	4K	3 lbs		
CAS-Q50-10K	10K	3 lbs	1,225.00	735.00
CAS-Q50-20K	20K	4 lbs		
CAS-Q50-40K	40K	8 lbs	2,125.00	1,275.00
CAS-Q50-60K	60K	8 lbs		

CAS-412 Series



Load Cell

CANISTER LOAD CELL

- Capacities ranging from 10,000 lbs to 50,000 lbs
- Low Profile, all Stainless Steel Canister Assembly
- Hermetically Sealed Load Cell - IP67 rated
- Self checking with integral mounting plates

Country of Origin: China - Tariff applied if applicable

CAS-412: Stainless Steel Load Cell

Item #	Capacity	Ship Weight (lb/kg)	List Price	Dealer Price
CAS-412-10K	10K	12 lbs	750.00	450.00
CAS-412-15K	15K	12 lbs		
CAS-412-20K	20K	12 lbs		
CAS-412-25K	25K	12 lbs		
CAS-412-30K	30K	22 lbs		
CAS-412-50K	50K	22 lbs		

Applications

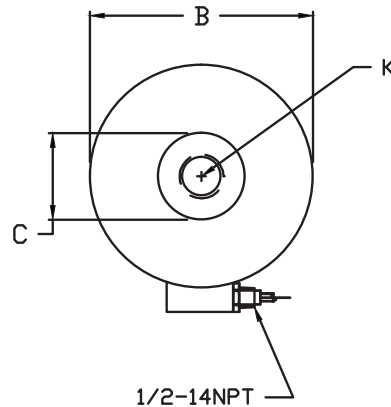
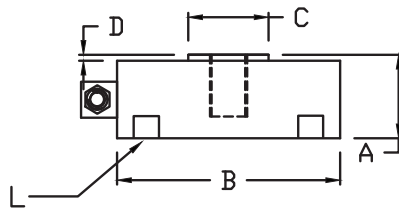
Tanks, Bin & Hopper Weighing, Silo, Batching, and Blending

Approvals



Weigh Modules

CAS-412M



Rated Capacity	Dimensions					
	A	B	C	D	K	L
10K - 25K	2.18	4.50	1.62	0.50	3/4 - 16UNF x 1.00 deep	3/8 - 24UNF x 1.00 deep
30K - 50K	2.51	4.50	1.62	0.50	3/4 - 16UNF x 1.00 deep	3/8 - 24UNF x 1.00 deep

Mounts/LC

CAS-SP9 Series



Load Cell

CANISTER LOAD CELL

- Capacities ranging from 1,000 lbs to 250,000 lbs
- All Stainless Steel Construction
- Hermetically sealed canister load cell with two attached mounting plates

Country of Origin: China - Tariff applied if applicable

CAS-SP9: Stainless Steel Load Cell

Item #	Capacity	Ship Weight (lb/kg)	List Price	Dealer Price
CAS-SP9-1K	1K	6 lbs	900.00	540.00
CAS-SP9-2K	2K	6 lbs		
CAS-SP9-5K	5K	6 lbs		
CAS-SP9-10K	10K	6 lbs		
CAS-SP9-20K	20K	6 lbs		
CAS-SP9-25K	25K	6 lbs		
CAS-SP9-50K	50K	6 lbs	1,000.00	600.00
CAS-SP9-100K	100K	13 lbs		
CAS-SP9-150K	150K	32 lbs		
CAS-SP9-200K	200K	32 lbs	1,400.00	840.00
CAS-SP9-250K	250K	32 lbs		

Applications

Use with storage silos, bins, and tanks.

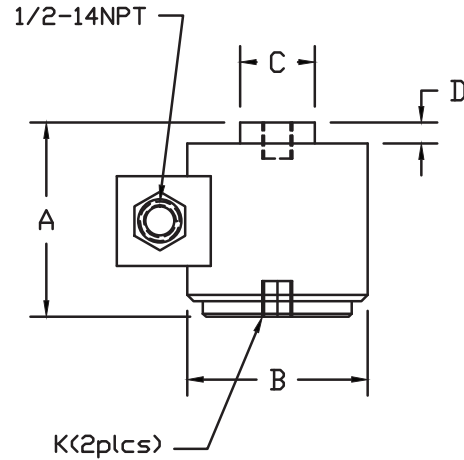
Approvals



Weigh Modules

CAS-SP9M

Rated Capacity	Dimensions				
	A	B	C	D	K
1K - 50K	3.25	3.00	1.25	0.35	1/2-20UNF x .50
100K	5.00	4.00	2.31	0.55	1/2-20UNF x .50
150K - 200K	7.25	6.00	3.00	1.10	1/2-20UNF x .50



Mounts/LC

CAS-94 Series



Load Cell

CANISTER LOAD CELL

- 50,000 lb to 300,000 lb Capacities
- Alloy Steel and Stainless Steel Models
- Protected up to IP67 Standards

Country of Origin: China - Tariff applied if applicable

Applications

Tanks, Bin & Hopper Weighing, Silo, Batching, and Blending

Approvals



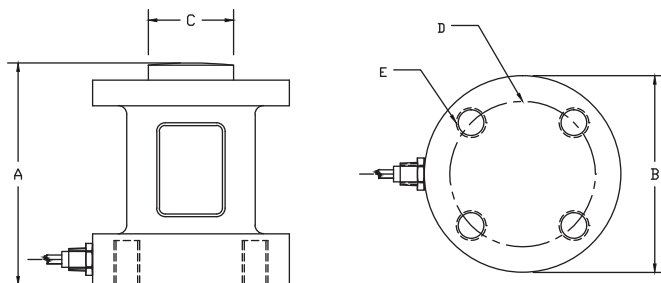
Weigh Modules

CAS-94M

Interchangeable Products

Sensortronics - 65094

Specifications	
Rated Output (mV/V)	2.00 +/- 0.1%
Nonlinearity	+/- 0.05% FS
Hysteresis	+/- 0.03% FS
Repeatability	+/- 0.01% FS
Creep (30 minutes)	+/- 0.03% FS
Zero Balance	+/- 1.00% FS
Temp. Effect on Zero	+/- 0.0027% of rated output/°C
Temp. Effect on Output	+/- 0.0015% of applied output/°C
Input Impedance	385 +/- 10 ohms
Output Impedance	350 +/- 5 ohms
Insulation Resistance	5000 Megohms
Excitation Voltage	10V AC/DC (20V Max)
Compensated Temp. Range	-10°C - +40°C
Operating Temp. Range	-20°C - +60°C
Safe Overload	150% FS
Cable Length	50' Braided Shield
Cable Color Code	
Input	Green +Excitation
	Black -Excitation
Output	White +Signal
	Red -Signal
Seal Type	Environmentally-Sealed, IP 67



Rated Capacity	Dimensions				
	A	B	C	D	E
50K	3.25	2.88	1.25	2.00	3/8 - 24UNF x 0.40 deep
100K	5.00	3.94	2.31	3.00	1/2 - 20UNF x 0.88 deep
200K	6.62	5.94	3.00	5.00	3/4 - 16UNF x 0.88 deep
300K	7.00	5.94	3.00	5.00	3/4 - 16UNF x 0.88 deep

CAS-94L: Alloy Steel Load Cell

Item #	Capacity	Ship Weight (lb/kg)	List Price	Dealer Price
CAS-94L-50K	50K	9 lbs	840.00	504.00
CAS-94L-100K	100K	15 lbs	850.00	510.00
CAS-94L-200K	200K	36 lbs	1,250.00	750.00
CAS-94L-300K	300K	36 lbs		

CAS-94LS: Stainless Steel Load Cell

Item #	Capacity	Ship Weight (lb/kg)	List Price	Dealer Price
CAS-94LS-50K	50K	9 lbs	990.00	594.00
CAS-94LS-100K	100K	15 lbs	1,000.00	600.00
CAS-94LS-200K	200K	37 lbs	1,400.00	840.00
CAS-94LS-300K	300K	37 lbs	1,400.00	

Mounts/LC