



The American GARDENER[®]

The Magazine of the American Horticultural Society November / December 2007

winter's
**Flowering
Shrubs**

Bird-Friendly
Winter Gardens

Garden Paradise
in Hawaii

Fragrant
Houseplants



PERFECTLY CONTAINED

The **OXO GOOD GRIPS Container Garden Set** has everything you need to make your container garden grow. Specifically designed for planters and window boxes, the set includes a Trowel, Transplanter, Cultivator, Scoop, Floral Snips and a Caddy, all with soft, comfortable, non-slip grips. The perfect gift for your favorite green thumb.



6-Piece Container Garden Set

1.800.545.4411

www.oxo.com

contents

Volume 86, Number 6 · November / December 2007

FEATURES



- 14 BIRD-FRIENDLY WINTER GARDENS** BY KRIS WETHERBEE
Create a habitat to help birds survive winter in your garden.

- 19 VIRTUAL GARDENING IN THE BLOGOSPHERE** BY DOUG GREEN
Get connected to an online worldwide gardening community.

- 22 WINTER-BLOOMING SHRUBS** BY PETER LOEWER
Perk up your winter landscape with these colorful shrubs.

- 28 THE FRAGRANT INDOORS**
BY TOVAH MARTIN
Sweetly scented flowers and aromatic foliage make delightful additions to the indoor garden.

- 34 HAWAII'S HIDDEN JEWEL**
BY MARGARET A. HAAPOJA
The island of Kauai is home to Na 'Aina Kai, a little-known public garden dedicated to art, conservation, and horticulture.



ON THE COVER: In late winter or early spring, chains of pale yellow flowers dangle from *Stachyurus praecox*, a deciduous shrub native to Asia. Photograph by Saxon Holt

DEPARTMENTS

- 5 NOTES FROM RIVER FARM**

- 6 MEMBERS' FORUM**

- 7 NEWS FROM AHS**

AHS supports Boston garden contest, members enjoy Armitage webinar on bulbs, AHS Gala a success, Yew Dell Gardens hosts AHS Garden School, AHS is conducting children's garden survey, AHS hosts spring trip to Asheville, North Carolina.

- 12 AHS NEWS SPECIAL**

America In Bloom 2007 Award Winners. Plus: An AIB judge recounts her personal experience judging communities.

- 40 ONE ON ONE WITH...**

Dave Whiting, creator of Dave's Garden website.

- 42 GREEN GARAGE®**

Cool tools and practical products.

- 44 GARDENER'S NOTEBOOK**

Christmas tree growers form environmental coalition, Rozanne Hardy geranium named 2008 Perennial Plant of the Year, students use technology to give plants voices, awards for Cora™ Madagascar periwinkle, virus linked to honeybee disorder, more fuel for debate about echinacea's cold-fighting efficacy, botanic garden executive Judy Zuk dies, plantsman Dan Hinkley becomes Monrovia advisor.

- 48 APPRECIATION**

Lady Bird Johnson: Her vision reflected in America's roadsides

- 50 GIFTS FOR GARDENERS**

- 54 BOOK REVIEWS**

1001 Gardens You Must See Before You Die, *Conifers for the Garden*, and *Sunset Western Garden Book*.

Special focus: Books for young readers.

- 56 REGIONAL HAPPENINGS**

- 60 2007 MAGAZINE INDEX**

- 62 HARDINESS AND HEAT ZONES AND PRONUNCIATIONS**



AMERICAN HORTICULTURAL SOCIETY

7931 East Boulevard Drive Alexandria, VA 22308-1300
(800) 777-7931 fax (703) 768-8700 www.ahs.org

Making America a Nation of Gardeners, a Land of Gardens

American Horticultural Society

PRESIDENT Deane H. Hundley

Board of Directors

CHAIRMAN Susie Usrey *Dayton, Oregon*
FIRST VICE CHAIRMAN Don E. Riddle, Jr. *Davidsonville, Maryland*
SECOND VICE CHAIRMAN Leslie Ariail *Alexandria, Virginia*
SECRETARY Albin MacDonough Plant *Baltimore, Maryland*
TREASURER Arnold Steiner *Birmingham, Alabama*
IMMEDIATE PAST CHAIR Arabella S. Dane *Center Harbor, New Hampshire*

Allan M. Armitage *Athens, Georgia* ■ Suzanne Bales *Oyster Bay, New York* ■ William E. Barrick, Ph.D. *Theodore, Alabama* ■ Katherine Belk *Charlotte, North Carolina* ■ Kurt Bluemel *Baldwin, Maryland* ■ Katherine Stark Bull *Washington, D.C.* ■ John Alex Floyd, Jr. *Trussville, Alabama* ■ Carole Hofley *Wilson, Wyoming*
Margaret Kulp *Louisville, Kentucky* ■ Caroline Lewis *Coral Gables, Florida* ■ Melissa R. Marshall *Pittsburgh, Pennsylvania* ■ Carol C. Morrison *Palatine, Illinois* ■ Shirley Nicolai *Fort Washington, Maryland*
J. Landon Reeve IV *Woodbine, Maryland* ■ Harry A. Risetto, Esq. *Falls Church, Virginia*
Michel Sallin *Groveland, Florida* ■ Jeanne Shields *Greenville, Delaware* ■ Steven Still *Hilliard, Ohio*
■ Howard McK. Tucker *Alexandria, Virginia* ■ Robert D. Volk *San Marino, California*
Daryl Williams *Lake Buena Vista, Florida*

PRESIDENT EMERITUS Katy Moss Warner

2007 Advisory Council

Beverly Hanselman, *Nashville, Tennessee* – Chair

Clarissa Bonde, *Washington, D.C.*
Walter Bull, *Columbia, South Carolina*
Anne Bucher, *Silver Spring, Maryland*
Elaine Burden, *Middleburg, Virginia*
Patty Bush, *St. Louis, Missouri*
Skipp Calvert, *Alexandria, Virginia*
Philip Catron, *Frederick, Maryland*
Dr. H. Marc Cathey, *Davidson, North Carolina*
Russell Clark, *Boston, Massachusetts*
Bartie Cole, *Owings Mills, Maryland*
Jim Corfield, *Geneva, Illinois*
Edward N. Dane, *Center Harbor, New Hampshire*
David and Kitty Ferguson, *Westwood, Massachusetts*
Ben Griswold, *Glyndon, Maryland*
Carolyn Marsh Lindsay, *Ponte Vedra, Florida*
Mickey Lynch, *Dunmore, Pennsylvania*
Bob Malesardi, *Easton, Maryland*
Robert and Joanna Martin, *Menlo Park, California*
Mrs. Malcolm Matheson, *Mt. Vernon, Virginia*
Barbara McClendon, *Alexandria, Virginia*

G. Ray Miller, *Brandon, Florida*
Egon Molbak, *Bellevue, Washington*
Dean Norton, *Mt. Vernon, Virginia*
Nancy Keen Palmer, *Nashville, Tennessee*
Bob Patterson, *Washington, D.C.*
Dr. Julia W. Rappaport, *Santa Ana, California*
William Sadler, *St. Louis, Missouri*
Deen Day Sanders, *Norcross, Georgia*
Josephine Shanks, *Houston, Texas*
Barbara Shea, *Owings Mills, Maryland*
Holly Shimizu, *Glen Echo, Maryland*
Charles Henry Smith, Jr., *Middleburg, Virginia*
Tom Szaky, *Trenton, New Jersey*
Nancy Thomas, *Houston, Texas*
Bryan Thomlison, *Haddonfield, New Jersey*
Jeff Trunzo, *Port Orange, Florida*
Pauline Vollmer, *Baltimore, Maryland*
Joyce and Harvey White, *Nashville, Tennessee*
Joannah Williams, *Sebring, Florida*
Sheryl Wood, *Middleburg, Virginia*

Education Sponsor

OXO International

Corporate Partners

Bradfield Organics ■ The Care of Trees ■ Chapel Valley Landscape Company
EarthBox™ ■ Homestead Gardens ■ Monrovia ■ NaturaLawn of America
Osmocote ■ TerraCycle, Inc. ■ Your OutDoors, Inc./Perfect Garden Tool System

Horticultural Partners

America in Bloom ■ Bellingrath Gardens and Home ■ Colonial Williamsburg Foundation Garden Symposium ■ Cox Arboretum & Gardens Metropark ■ Epcot International Flower & Garden Festival ■ The Gardeners of America/Men's Garden Clubs of America ■ The Homestead in the Garden Symposium ■ Inniswood Garden Society ■ Leonard Haertter Travel Company
Magic of Landscapes ■ Morris Arboretum ■ Oklahoma Botanical Garden & Arboretum
Oklahoma Horticultural Society

President's Council

CHAMPION'S CIRCLE Mr. and Mrs. John H. Ariail, Jr. ■ Ms. Judy Daniel ■ Mr. Franklin Y. Hundley ■ Mr. and Mrs. Robert E. Kulp, Jr. ■ Ms. Melissa Marshall ■ MTR Landscape Architects, LLC ■ Mr. and Mrs. Harry A. Risetto, Esq. ■ Mr. Arnold Steiner ■ Mr. and Mrs. W. Bruce Usrey ■ Ms. Frances Velay ■ Mrs. Pauline E. Vollmer

CHAIRMAN'S CIRCLE Mrs. Katherine Belk

LIBERTY HYDE BAILEY CIRCLE Mr. and Mrs. Carter Bales ■ Mr. Richard C. and Mrs. Katherine Stark Bull ■ Mrs. Susan M. Cargill ■ Mrs. Elisabeth C. Dudley ■ Mrs. Marion Greene ■ Mr. and Mrs. James T. Norman ■ Mr. and Mrs. J. Landon Reeve IV ■ Ms. Katy Moss Warner ■ Mr. and Mrs. Klaus Zech

HAUPT CIRCLE Nancy J. Becker, M.D. ■ Mr. and Mrs. C. William Black ■ Mr. and Mrs. Kurt Bluemel ■ Mr. and Mrs. Edward N. Dane ■ Mr. and Mrs. James F. Delano ■ Mr. Gerald T. Halpin ■ Mrs. Richard W. Hamming ■ Mr. and Mrs. Richard W. Hanselman ■ Mrs. Carole S. Hofley ■ Ms. Joann Luecke ■ Mr. and Mrs. Malcolm Matheson, Jr. ■ Dr. and Mrs. David E. Morrison ■ Mr. and Mrs. Ken Mountcastle ■ Jeanne Shields ■ Mr. and Mrs. Charles Henry Smith, Jr. ■ Dr. and Mrs. George E. Staehle

COUNCIL MEMBER'S CIRCLE Ms. Marietta E. Bernot ■ Mr. and Mrs. Anthony Bigos ■ Mrs. George P. Bissell, Jr. ■ Dr. Sherran Blair ■ Mr. and Mrs. Robert L. Bogle ■ Count and Countess Peder Bonde ■ Mr. and Mrs. Michael T. Bradshaw ■ Burke & Herbert Bank & Trust ■ Mr. and Mrs. William L. Carr, III ■ Anne S. Chatham ■ Mr. and Mrs. Nicholas Demisay ■ Mr. and Mrs. Robert Duemling ■ Mrs. Walter Fletcher ■ Dr. and Mrs. John A. Floyd, Jr. ■ Ms. Marguerite Peet Foster ■ Mr. and Mrs. Joel Goldsmith ■ Dr. and Mrs. William O. Hargrove ■ Mr. Brian Holley ■ Mrs. Elizabeth Hooff ■ Mr. Philip Huey ■ Mr. Deane H. Hundley ■ Ms. Mary A. Lambert ■ Mr. and Mrs. Robert B. Lindsay ■ Mrs. Dorothy Marston ■ Mrs. Barbara McClendon ■ Ms. Lillian McKay ■ Mrs. Paul Mellon ■ Mrs. Rosalyn Milbrandt ■ Mr. and Mrs. Egon Molbak ■ Mrs. Kathryn A. Moss ■ Mrs. Shirley Ann Nicolai ■ Mr. and Mrs. Albin MacDonough Plant ■ Dr. Julia Rappaport ■ Mr. and Mrs. James A. Runde ■ Mrs. Deen Day Sanders ■ Mrs. Josephine Shanks ■ Mr. and Mrs. Emanuel Shemin ■ Mrs. P.M. Spreuer ■ Mrs. Juliet Sproul ■ Mr. Harold Stahly ■ Mr. and Mrs. John B. Strassenburgh ■ Mr. Howard McK. Tucker and Ms. Megan Evans ■ Mr. Joe Viar ■ Ms. Angela M. Vikesland ■ Mr. and Mrs. Robert D. Volk ■ Mrs. Agnes Binder Weisiger ■ Mr. and Mrs. Harvey C. White ■ Mr. and Mrs. John W. White, Sr.

HONORARY PRESIDENT'S COUNCIL Mrs. Enid A. Haupt ■ Mrs. John A. Lutz ■ Mr. and Mrs. Bruce Miller

The 2007 password to access the members-only portion of the AHS website, www.ahs.org, is **dogwood**.

The American GARDENER

EDITOR

David J. Ellis

MANAGING EDITOR AND ART DIRECTOR

Mary Yee

ASSISTANT EDITOR

Viveka Neveln

EDITORIAL ASSISTANT

Caroline Bentley

CONTRIBUTING EDITOR

Rita Pelczar

CONTRIBUTING WRITER

Carole Ottesen

EDITORIAL ADVISORY BOARD

CHAIR

Richard E. Bir

Brevard, North Carolina

Allan M. Armitage

Athens, Georgia

Nina L. Bassuk

Ithaca, New York

Steve Bender

Birmingham, Alabama

John E. Bryan

San Francisco, California

John L. Creech

Columbus, North Carolina

Panayoti Kelaidis

Denver, Colorado

Richard W. Lighty

Kennett Square, Pennsylvania

Elvin McDonald

West Des Moines, Iowa

CONTACT US

The American Gardener

7931 East Boulevard Drive

Alexandria, VA 22308

(703) 768-5700

ADVERTISING & CORPORATE PARTNERSHIPS

E-MAIL: advertising@ahs.org

EDITORIAL

E-MAIL: editor@ahs.org

The American Gardener (ISSN 1087-9978) is published bimonthly (January/February, March/April, May/June, July/August, September/October, November/December) by the American Horticultural Society, 7931 East Boulevard Drive, Alexandria, VA 22308-1300, (703) 768-5700. Membership in the Society includes a subscription to *The American Gardener*. Annual dues are \$35; two years, \$60. International dues are \$50. \$10 of annual dues goes toward magazine subscription. Periodicals postage paid at Alexandria, Virginia, and at additional mailing offices. Postmaster: Please send Form 3579 to *The American Gardener*, 7931 East Boulevard Drive, Alexandria, VA 22308-1300.

Botanical nomenclature is based on *The American Horticultural Society A-Z Encyclopedia of Garden Plants*, on *A Synonymized Checklist of the Vascular Flora of the United States, Canada and Greenland* and on the *Royal Horticultural Society Index of Garden Plants*. Opinions expressed in the articles are those of the authors and are not necessarily those of the Society. Manuscripts, artwork, and photographs sent for possible publication will be returned if accompanied by a self-addressed, stamped envelope. We cannot guarantee the safe return of unsolicited material. Back issues are available at \$8 per copy.

Copyright ©2007 by the American Horticultural Society.

♻️ Printed in the U.S.A. on recycled paper.

NOTES FROM RIVER FARM

LOOKING OUT OF my window on the second floor at our River Farm headquarters here in Alexandria, I am consistently amazed by the beauty and resiliency of our planet. Despite the drought we have experienced—along with warmer than normal fall temperatures—the gardens and meadow still look terrific and many flowers continue to bloom even as the trees are starting to shed their fall finery.

As usual, our accomplishments over the past couple of months seem to dwarf the space I am allocated here to address them. Since many are covered elsewhere in this issue, I am going to highlight only a few of the most notable.

One of the most exciting developments is that the American Horticultural Society is launching a new National Travel Program. This came about because for years many of you have requested that we incorporate more American regional destinations into our travel schedule. We are fortunate to have contracted with Diana Biras—a well-known travel consultant based in St. Louis, Missouri—to serve as our national travel coordinator. The program will debut in April with a trip to gardens around Asheville, North Carolina (see page 11 for more details).

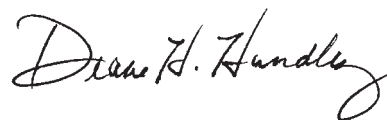
Diana is currently developing the rest of the schedule for 2008, which will include destinations requested by many of our members. In addition, we are planning trips suitable for families. For more information about this new program, please contact Sue Galvin at sgalvin@ahs.org. Let us know what regions and gardens you would like to visit and we will do our very best to make it happen.

The last weekend of September, we hosted our annual gala. This year's theme was "Music in the Garden," and as a special treat for attendees, we had local landscape designers install four incredible new gardens based on the theme. Event co-chairs Katy Moss Warner and Caroline Norman—along with Honorary Chair Julie Moir Messervy—presented an evening that was perfect in every way. I greatly appreciate the support from the Board of Directors, our local community, and sponsors each year for the gala, which is a critical source of funding for our education programs and the ongoing renovation of our gardens and grounds.

On top of all this news, you'll find this issue filled with the usual variety of gardening articles and information, including features on fragrant houseplants, winter-blooming shrubs, a lush Hawaiian garden, attracting birds to the winter garden, and the latest developments in the virtual gardening world. Before you do your holiday shopping, be sure to check out the gift guide for gardeners and the recommendations from our Green Garage® guru.

So please read and enjoy. Remember—this is your magazine, so if there are gardening issues that you would like to see covered, do not hesitate to contact our editorial staff—you can reach them by e-mail at editor@ahs.org.

My very best wishes for the holiday season,



—Deane H. Hundley, *President & CEO*



KASSIE BAKER

MEMBERS' FORUM

CALIFORNIA'S VARIABLE CLIMATE

In the article "Havens for Heirlooms" (September/October 2007), the author refers to the "Mediterranean climate of southern California." I'm sure it's a common perception in other areas of the country that all of southern California has a Mediterranean climate. However, my husband and I live at 6,800 feet elevation in the mountains surrounded by the San Bernardino National Forest, some 100 miles east of Los Angeles. We have approximately 60 frost-free days per year and cool summer nights. Last year, the tender vegetables froze in August. Gardening in our mountain community is both challenging and rewarding, but our climate bears little resemblance to the Mediterranean.

*Celia De Frank
Big Bear City, California*

GHOSTLY PLANT MYSTERY

We are hoping you or your readers can help us identify a plant that grows in a wooded area of our garden here in Alabama. It appears to be a sapling of some kind



The mystery plant as it looked in May

of tree or bush. While other plants around it are green in color, the leaves of this one are white every year. The photograph was taken in May. Over the summer, the leaves dropped off as a result of the hot, dry weather we experienced.

*Tina Cofield
Bear Creek, Alabama*

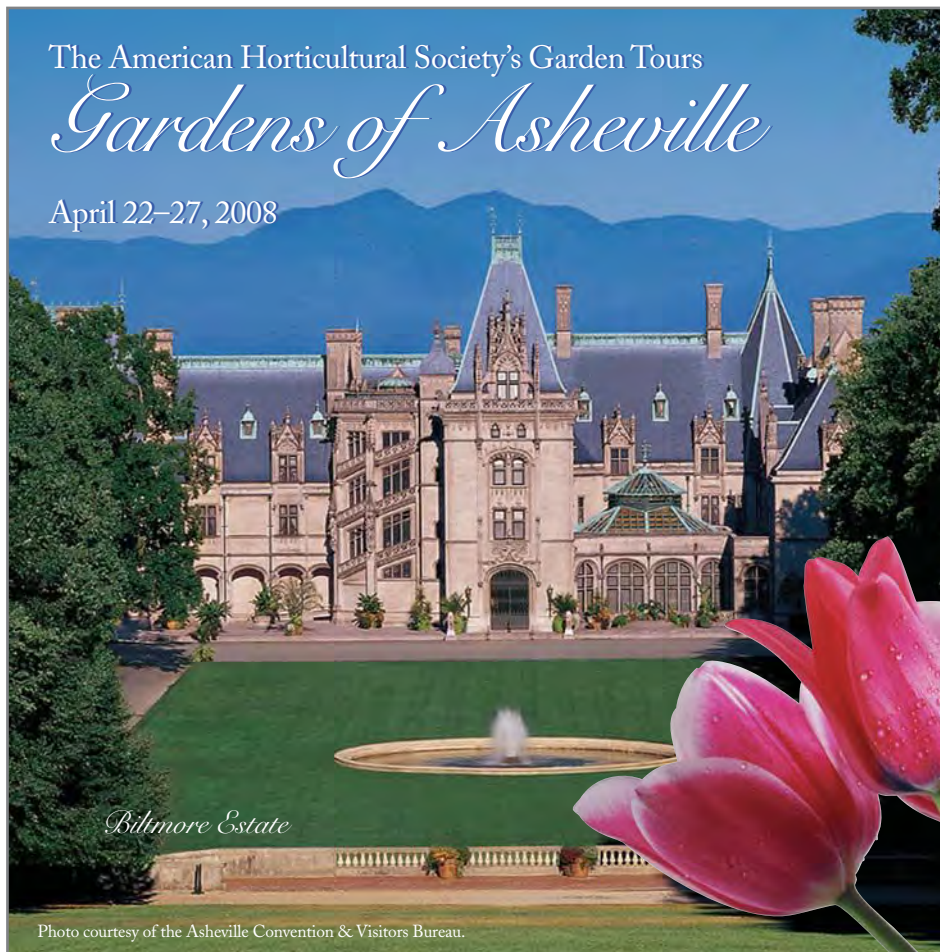
Editor's response: We have not been able to positively identify the plant. If you think you know what it is, please contact us by e-mail at editor@ahs.org or by mail at the AHS headquarters.

PLEASE WRITE US! Address letters to Editor, *The American Gardener*, 7931 East Boulevard Drive, Alexandria, VA 22308. Send e-mails to editor@ahs.org (note Letter to Editor in subject line). Letters we print may be edited for length and clarity.

The American Horticultural Society's Garden Tours

Gardens of Asheville

April 22–27, 2008



Biltmore Estate

Photo courtesy of the Asheville Convention & Visitors Bureau.

The American Horticultural Society will explore picturesque Asheville, North Carolina, in a tour highlighting the natural beauty of the Blue Ridge Mountains in spring and the many delightful gardens in their midst.

We will visit North Carolina Arboretum and Biltmore Estate—the home of George Vanderbilt with grounds designed by Frederick Law Olmsted. The Victorian gardens at Richmond Hill Inn and some very special private gardens will also be on the agenda. Guests will stay at the historic Grove Park Inn Resort & Spa.

For additional information and to register, please call Diana Biras at (636) 305-0086 or e-mail ahsnationaltravel@ahs.org.

With Bradfield Organics® fertilizers,
you'll soon find out just how beautiful
life can be.



The secret to lush lawns and vibrant plants is fertilizer that feeds the soil naturally. You feed the soil and the soil feeds your plants, just the way nature intended. Bradfield Organics® fertilizers are safe for your seedlings and children and pets too. Remember, the longer you use Bradfield Organics® fertilizers, the more beautiful life becomes.

Working with Nature, Not Against it.

www.bradfieldorganics.com | 800.551.9564

AHS Supports Boston Gardens

ON AUGUST 22, AHS President **Deane Hundley** participated in the award ceremony for Mayor **Thomas Menino**'s Boston Garden Contest. According to Menino, the contest recognizes "Boston gardeners who dig in to help beautify our city."

"Mayor Menino is a gardening fanatic!" says Hundley. "We're pleased to play a role in helping him encourage Boston area residents to take pride in their gardens." This is the fourth year AHS has offered memberships as prizes to the competitors; in previous years, AHS Board member **Arabella Dane** has represented the Society at the award ceremony.

More than 100 residents and business owners from East Boston to West Roxbury competed in 10 categories ranging from window boxes to community gardens. First place winners received the coveted "Golden Trowel" award from Mayor Menino, gift bags from HGTV, and one-year AHS memberships. Second and third place winners also received AHS memberships.

Boston Mayor Thomas Menino, left, and AHS President Deane Hundley, second from right, congratulate winners of the Vegetable and Herb Garden category in the Boston Garden contest.



Members Dig Armitage's Online Seminar on Bulbs

MORE THAN 300 members from 42 states, the District of Columbia, Canada, and even Japan enrolled in the American Horticultural Society's third webinar, "Bulbs That Work" in September. The online seminar, presented by University of Georgia horticulture professor and author **Allan Armitage**, focused on unusual but reliable bulbs for the garden. He discussed a wide range of bulbs from blue star flower (*Ipheion uniflorum*) noted for its heat tolerance, to poppy anemone (*Anemone coronaria*) noted for its cold tolerance and large flowers.

During the presentation, participants could e-mail in questions about bulbs for Armitage to answer. "I loved the opportunity to ask questions whenever—much better than a face-to-face seminar," says **Jane Hermes** of Beaufort, South Carolina.

The AHS also hosted webinars on annuals and perennials, presented by Armitage, earlier this year as an exclusive member benefit. These first three webinars have received such an enthusiastic response that the AHS will be offering access to the recordings of them, and developing new offerings for 2008. Keep an eye out for announcements in upcoming issues of *The American Gardener* or on the AHS's website (www.ahs.org). Members can also sign up in the members-only area of the website to receive e-mailed announcements.

First Annual Fall Plant Sale and Antiques RiverShow

IN SEPTEMBER, the AHS welcomed more than 800 visitors to the first Fall Plant Sale and Antiques RiverShow. A dozen local nurseries offered hard-to-find perennials, shrubs, ferns, bulbs, and new releases for the 2008 season. Also, **Fairfax County Master Gardeners** provided plant selection advice and fielded gardening questions.

Modeled on the popular public television program, "Antiques RoadShow," the Antiques RiverShow encouraged visitors to bring in items such as china, jewelry, and furniture for professional appraisal. For the \$15 appraisal fee, one surprised attendee learned her heirloom quilt could fetch \$20,000! Antiques dealers also offered specialty antiques for sale. Proceeds from the Antiques RiverShow will support community outreach projects organized by **District II** of the **National Capital Area Garden Clubs**.

2007 Gala a Musical Success

RIVER FARM once again provided an elegant setting for the AHS's annual gala on September 29. More than 200 guests wandered through the four "Music in the Garden" theme displays created by Virginia-based **English Country Gardens, Merrifield**



Garden Center, LaPierre Studio, and Ruppert Nurseries, Inc. Each garden design highlighted the music we enjoy in gardens—leaves rustling in the wind, water cascading over stones, birds singing, and even the sound of our own footsteps on pathways.

Overlooking the André Bluemel Meadow, the Ellipsis Quartet played delightful classical music that carried through the gardens. “The intimate setting and perfect weather provided a great opportunity to show off the gardens at River Farm,” says AHS



Guests at the AHS's 2007 Gala enjoyed music performed by the Ellipsis Quartet, far left, and a speech by landscape designer Julie Moir Messervy, left.

President **Deane Hundley**.

Honorary Chair and acclaimed landscape designer **Julie Moir Messervy** spoke about her inspiration for creating the Toronto Music Garden in collaboration with cellist Yo-Yo Ma. In turn, AHS President Emeritus **Katy Moss Warner**, who co-chaired the gala committee with **Caroline Norman**, thanked Messervy for her “unwavering support of

the AHS and its programs over the years.”

The live and silent auctions featured many one-of-a-kind items such as honey from River Farm’s apiaries, private garden tour packages in Santa Barbara, California and Toronto, Canada, and an even rarer piece of River Farm’s Estate House—an original claw-foot bathtub from a third floor bathroom. Proceeds from the event directly support River Farm’s gardens and education programs.



62nd Colonial Williamsburg Garden Symposium

CELEBRATING THE AMERICAN GARDEN: BRINGING PEOPLE AND PLANTS TOGETHER

May 4–7, 2008



Colonial Williamsburg[®]

1-800-603-0948

www.ColonialWilliamsburg.org/conted



Co-sponsored by

10/07-5671605

© 2007 The Colonial Williamsburg Foundation



AHS NATIONAL EVENTS AND PROGRAMS

2007–2008 CALENDAR

Mark your calendar for these national events that are sponsored or cosponsored by the AHS. Visit www.ahs.org or call (703) 768-5700 for more information.

2007

- DEC. 3–24. **Holiday Trees Display.** George Washington's River Farm. Alexandria, Virginia.
- DEC. 13. **Annual Friends of River Farm (FORF) Holiday Reception.** George Washington's River Farm. Alexandria, Virginia.
- DEC. 15. **Holiday Concert.** George Washington's River Farm. Alexandria, Virginia.

2008

- FEB. 20–24. **AHS Education Exhibit at Northwest Flower & Garden Show.** Seattle, Washington.
- MAR. 12–16. **AHS Education Exhibit at San Francisco Flower & Garden Show.** San Francisco, California.
- MAR. 19–JUNE 1. **Epcot International Flower & Garden Festival.** Lake Buena Vista, Florida.
- APR. 18 & 19. **Friends of River Farm Plant Sale.** George Washington's River Farm, Alexandria, Virginia. (Please note: Member's-only preview sale is from 5 p.m. to 8 p.m. on April 17.)
- MAY 4–7. **Colonial Williamsburg Garden Symposium.** Williamsburg, Virginia.
- MAY 8 & 9. **Magic of Landscapes.** Lake Buena Vista, Florida.
- MAY 18. **Friends of River Farm Family Picnic.** George Washington's River Farm. Alexandria, Virginia.
- MAY 24–OCT. 13. **Green Garage® Exhibit at United States Botanic Garden.** Washington, D.C.
- JULY 24–26. **National Children & Youth Gardening Symposium.** Greater Philadelphia Area.

Holiday Display and Concert at River Farm

VISITORS ARE WELCOME to view River Farm's Estate House in full holiday regalia from December 3 through 24. **The Yacht Haven Garden Club** will adorn the house inside and out with festive, fragrant trimmings, and local floral designers from **Flowers Unique**, **The Blossom Shop**, and **The Enchanted Florist** will creatively decorate River Farm's indoor holiday trees this season.

Amid these delightful decorations, noted hammered dulcimer player **Jody Marshall** will present a holiday concert on December 15 at 7:00 p.m. Doors open at 6:00 p.m. and the concert will be followed by a reception.

To reserve tickets for the concert or for more information, visit www.ahs.org or call (703) 768-5700 ext. 114. Please note that River Farm's winter hours are from 9 a.m. to 5 p.m. Monday to Friday, and the grounds will be closed from December 25 through January 1.

AHS Garden School at Yew Dell Gardens in Kentucky

NEARLY SEVENTY GARDENERS attended the AHS's Garden School "The Amazing World of Plants," held on October 4 and 5 in Crestwood, Kentucky. The program started with tours of Cave Hill Cemetery's impressive arboretum and landscape, followed by AHS member **Sissy Nash's** nearby private garden.

Guest horticulturist and noted garden writer **Graham Rice** served as moderator for the sessions. He also introduced new and unfamiliar vines to attendees and shared his trans-Atlantic perspective on perennial selection and development. Attendees also learned effective ways to combine native plants with more formal, traditional plantings from horticulturist **Natalia**



Garden School speakers, from left to right: **Graham Rice**, **Sue Amatangelo**, **Elin Haaga**, **Natalia Hamill**, **Roy Klehm**, and **Yew Dell Gardens's Executive Director Paul Cappiello**.

Hamill. **Roy Klehm** of Klehm's Song Sparrow Farm and Nursery discussed exciting new woody plants while **Sue Amatangelo** from Ball Horticultural Company introduced new annual cultivars ideal for container gardens.

Elin Haaga's presentation "Finding Your Own Garden Style" included a practical design workshop that helped participants solve problems with their own garden designs. "Elin helped me understand 'why' I respond to certain gardens," explained AHS member **Sandra Robinson** of London, Kentucky. Between sessions, participants toured the host site, Yew Dell Gardens—the former estate of the late plantsman, **Theodore Klein**—which is now a public garden.

At the end of the Garden School, participants each received a new *Rohdea* selection from Yew Dell Gardens and a 'Scarlett O'Hara' peony courtesy of Roy Klehm and his nursery.

For information on AHS's 2008 Garden Schools, or to be added to the mailing list, e-mail education@ahs.org or call (703) 768-5700 ext. 137.

AHS Children's Garden Survey

RECENT VISITORS to the Children's Garden at AHS's River Farm headquarters are likely to have encountered **Grace Chapman**, a student in the Longwood Graduate Program, a collaboration between Longwood Gardens and the University of Delaware at Newark. As part of her graduate thesis work, Chapman is working with the AHS Education Department staff to survey visitors about their experiences with the Children's Garden and current programs for young people. The results of the survey will be used to help develop recommendations for future gardens and educational programs at River Farm.

As part of her thesis project, Chapman is interviewing educators from children's gardens at Michigan State University in East Lansing, Huntington Botanical Garden in San Marino, California, and the Brooklyn Botanic Garden in New York to learn about their most successful programs. She is also speaking with the designers of these gardens to learn how best to incorporate children's gardens into larger public gardens.

Chapman expects to present her findings and recommendations to the AHS Board of Directors in June 2008. If you would like to participate in the survey of River Farm's Children's Garden, please e-mail youthprograms@ahs.org and mention "Survey" in the subject line.

AHS Hosts Spring Trip to Asheville

RESPONDING TO many requests from members for trips to regional gardens in the United States, the American Horticultural Society is launching a new **National Travel Program**, which debuts with a trip to Asheville, North Carolina, from April 22 to 27, 2008. AHS members are invited to join AHS President **Deane Hundley** for tours of some of the area's most inspiring landscapes and gardens.

Four participants will visit the 434-acre **North Carolina Arboretum**, which is located within the Pisgah National Forest, for an up-close look at the botanical diversity of the region. At the **Biltmore Estate**, originally built by George W. Vanderbilt in the 1880s, participants will tour not only the historic buildings, but the grand gardens and grounds that were designed by Frederick Law Olmsted, America's father of landscape architecture. Other sites on the agenda include the historic **Richmond Hill Inn**, featuring a Queen Ann-style mansion built in 1889 that is surrounded by six acres of manicured Victorian gardens, as well as several spectacular private gardens around Asheville.

For more information about this trip, visit www.ahs.org or contact AHS Travel Program Coordinator **Diana Biras** at (636) 305-0086 or ahsnationaltravel@ahs.org.

News written by Editorial Assistant Caroline Bentley.

Gifts of Note

In addition to vital support through membership dues, the American Horticultural Society relies on grants, bequests, and other gifts to support its programs. We would like to thank the following donors for gifts received between August 1 and September 30, 2007.

Mr. and Mrs. John H. Ariail, Jr.
Mr. and Mrs. Kurt Bluemel
Count and Countess Peder Bonde
Mr. Richard C. and Mrs. Katherine Stark Bull
Mr. and Mrs. Taylor Burke, III
Burke & Herbert Bank & Trust
Mr. and Mrs. William L. Carr, III
Ms. Anne S. Chatham
Mr. and Mrs. James F. Delano
Ms. Marguerite P. Foster
Gregory Fine Portraits
Mr. Gerald T. Halpin
Mr. and Mrs. Robert K. Huffman
Mr. Franklin Y. Hundley, Jr.
Mr. Deane H. Hundley
Mrs. Dorothy Marston
Mr. and Mrs. Malcolm Matheson, Jr.
Monrovia Nursery Company

Dr. and Mrs. David E. Morrison
Mr. and Mrs. Ken Mountcastle
National Sporting Library
Mr. and Mrs. James T. Norman
Mr. and Mrs. J. Landon Reeve, IV
Mr. and Mrs. Harry A. Risetto, Esq.
Mrs. Deen Day Sanders
Anonymous
Mr. and Mrs. William Seale
Mrs. Jeanne Otis Shields
Mr. and Mrs. W. Bruce Usrey
ValleyCrest Companies
Mr. Joe Viar, Jr.
Walt Disney World Co.
Ms. Katy Moss Warner
Mr. and Mrs. John W. White, Sr.
Mr. and Mrs. Klaus Zech

In memory of Richard R. Miller
Dade Behring

In memory of Ann Kortwright
Ms. Margaret Norton
SUNY Downstate

In memory of Dr. Agnes Gilwa
SUNY Downstate

In honor of Jack Allen
Ms. Susan Wilson

In honor of Arabella Dane
Atkinson Garden Club

If you would like to support the American Horticultural Society as part of your estate planning, as a tribute to a loved one, or as part of your annual commitment to charitable giving, please contact Sue Galvin, (703) 768-5700 ext. 111 or sgalvin@ahs.org.

AHS NEWS SPECIAL: America in Bloom's 2007 Award Winners

by Caroline Bentley

AT THE 6th Annual America in Bloom (AIB) Symposium and Awards Gala, 13 communities received awards for their outstanding beautification efforts. This year's event, hosted by Rockford, Illinois, from September 27 through 29, drew a crowd of 250 people representing 39 communities nationwide.



www.americainbloom.org

Keynote presentations by Illinois Environmental Protection Agency Director **Douglas Scott** and landscape architect **Doug Hoerr** inspired participants with examples of innovative green solutions. Diverse educational sessions and tours covered topics such as community recycling, youth gardening, green roofs, and even a "clean" landfill!

Since 2002, AIB has challenged more than 200 communities to cooperate with local businesses, residents, and volunteers to plant trees and flowers, tidy up, and preserve their unique heritage, in essence

POPULATION CATEGORY AWARD WINNERS

- under 5,000 Frankenmuth, Michigan
- 5,001–10,000 St. Clairsville, Ohio
- 10,001–15,000 Buffalo, Minnesota
- 15,001–25,000 Red Wing, Minnesota
- 25,001–50,000 Beloit, Wisconsin
- 50,001–100,000 Ocala, Florida
- 100,001–300,000 Rockford, Illinois

CRITERIA AWARD WINNERS

- American Horticultural Society Community Involvement Award **Kirkwood, Missouri**
- Ball Horticultural Company Floral Displays Award **Saratoga Springs, New York**
- Gardens Alive! Environmental Awareness Award **Red Wing, Minnesota**
- J. Frank Schmidt & Son Company Urban Forestry Award **Ithaca, New York**
- Lesco/John Deere Landscapes Tidiness Award **Greendale, Indiana**
- Meister Media Worldwide Heritage Preservation Award **Norwich, Connecticut**
- Project Evergreen Landscaped Areas Award **Beloit, Wisconsin**
- The Scotts Co. Turf & Groundcover Areas Award **Peoria, Arizona**

"planting pride in America." The awards ceremony highlighted the outstanding results achieved through community beautification programs such as AIB.

Over the summer, AIB judges visited each community and assigned ratings for each in eight criteria: community involvement, floral displays, environmental awareness, urban forestry, landscape tidiness, heritage preservation, landscaped areas, and turf and groundcover areas. As part of the judging process, each community receives an evaluation that highlights their strengths and suggests new areas for improvement.

The AHS is an AIB partnering organization and also sponsors the group's Community Involvement Award, which this year went to the city of Kirkwood, Missouri. "Kirkwood is special, as its citizens have pulled together like never before, and that is, in part, what has led to the recognition Kirkwood received with the AHS Community Involvement Award," says AIB Board President **Marvin Miller**.

AIB will invite five of the winners to the 2008 International Communities in Bloom, where they will compete with communities from Canada, Europe, and Japan. To learn how your community can participate or for more information about America In Bloom, visit www.americainbloom.org or call (614) 487-1117.

Caroline Bentley is an editorial assistant with The American Gardener.



Scenes from Kirkwood, Missouri, winner of this year's AHS Community Involvement Award. Left: Restored Mudd's Grove, home of the Kirkwood Historical Society. Above: Flower beds and containers add color to Argonne Avenue (formerly Old Main Street).

LEFT: COURTESY OF MARGY TERPSTRA. RIGHT: COURTESY OF BILL RUPPERT

A PERSONAL ACCOUNT: EVALUATING BEAUTY ONE CITY AT A TIME FOR AMERICA IN BLOOM

by Katy Moss Warner

AS A NEW JUDGE for America in Bloom (AIB), it has been my privilege to be an eyewitness to cities and communities all across America “planting pride” as they compete in AIB’s award program, which promotes and recognizes community beautification efforts.

Unlike many awards programs, which make decisions based on submitted photos and written material, AIB has teams of trained volunteer judges who go out each year to personally evaluate the cities participating in the contest. Not only do the cities potentially receive recognition as a result of their efforts, but each participating community receives a report from the judges that encourages them in their efforts and recommends new programs they might want to consider.

As a novice judge, my first task was participating in an exhaustive and inspirational two-day training program. After completing the training, I learned my judging partner—all AIB judges travel in two-person teams—was Leonard Perry, a Cooperative Extension agent with the University of Vermont. I was very pleased to have a seasoned judge like Leonard leading me through my first experience.

Our assignment was to evaluate participating cities with populations of 100,001 to 300,000. Two cities had entered the competition in that category: Peoria, Arizona, and Rockford, Illinois. Once travel arrangements were in place and preliminary study materials received from the cities, we were off!

FIRST STOP: PEORIA

We spent three days in May in this desert city near Phoenix, meeting community leaders and touring the city. This was the first time Peoria had entered the AIB contest, so the people on the beautification committee were a bit nervous. As this was my first judging opportunity—and because the plants and landscape style of the Southwest were not as familiar to us Easterners—Leonard and I were a bit nervous, too.

After landing in Phoenix, Leonard and I were whisked to our first meeting at the Peoria City Hall campus, an impressive complex of governmental buildings. A newly installed “Desert Fusion Garden,” which demonstrates what homeowners and businesses can do to plant beautiful, colorful, drought tolerant landscapes in-

stead of lawn, provided immediate evidence of Peoria’s commitment to educating its citizens about water conservation.

During our visit, we met with a wide range of citizens from the mayor to council members, business leaders, key municipal staff, and homeowners—each one passionate about a critical aspect of their city. We came away impressed by Peoria’s commitment to preserve and protect its native wildlife. The city partners with

developers to conserve areas that are significant to the region’s rich Native American history and culture. It is also focused on policies that encourage those who grow up in Peoria to stay and raise their families there. The city did not score perfectly on all the AIB judging criteria, but we were convinced the programs in place are heading in the right direction



AIB judges Katy Moss Warner and Leonard Perry, third and fourth from the left, at Midway Village in Rockford, Illinois, with Midway staff and members of the city’s AIB committee.

ON TO ROCKFORD

In July, Leonard and I visited Rockford, a city about an hour north of Chicago that has an impressive history of manufacturing and a long-time commitment to beautification.

Rockford won its population category in the AIB program two years ago and was serving as this year’s AIB host city, so Leonard and I were expecting great things. We were not disappointed.

We spent three days learning more about this vibrant city than perhaps even some of its residents know. We experienced the charm of its historical buildings and streets lined with flowering hanging baskets. From the powerful Peace Plaza to strikingly beautiful public and private gardens, a living history museum, and an innovative contemporary theater, we saw a community actively involved in making its city a great place to live. We met with more than 45 Rockford residents from all walks of life and were struck by their contributions of financial support, time, and leadership.

Our country is great because at the grassroots level we have energized communities like these all around America making democracy work, one beautiful, green city at a time. Seeing this in action was one of the most rewarding aspects of serving as an AIB judge. I encourage each AHS member to get your community in the AIB program and “plant pride” of your own!

Katy Moss Warner is president emeritus of the American Horticultural Society and a member of America in Bloom’s Board of Directors.

WHEN IT COMES to food and shelter, winter holds no worries for humans. All we need to do is make a quick trip to the supermarket or turn up the thermostat. But for backyard birds, winter can be challenging as finding food proves more difficult and shelter becomes more scarce.

Shorter days mean less time for birds to forage. Tasty insects are off the menu in much of the country because most hibernate and are hard to find. Many seed-bearing plants have been consumed; others have been cleaned up at season's end or are covered in snow. The selection of fruits and berries has dwindled. What's more, deciduous trees and shrubs leave little shelter to protect resident songbirds facing the winter elements.

With a little planning, you can keep winter birds healthy and happy by creating a habitat that provides them with a few basic needs—food, water, shelter, and a safe place to raise a family come spring. Designing a landscape with a multi-layered canopy of evergreen and deciduous plants accommodates the preferences of different birds with everything they need.

A bird's food preferences vary among species, the location, and time of year. So do their preferences for shelter and nesting sites. Towhees and juncos, for example, are ground-feeders and nearly always nest beneath bushes. Nuthatches prefer the sanctuary of trees, where they nest and feed on tree seeds and insects found on and under bark. And cardinals feed mainly on the ground but nest in the dense growth of shrubs. (For a list of plants that provide for birds in winter, see "Bird Feeders with Roots," page 17.)

BERRY BUFFET

"Many birds that eat insects during the breeding season switch to a more omnivorous diet in the wintertime and eat a lot of fruit," says ornithologist David Bonter, the project leader for Project Feeder-Watch at the Cornell Lab of Ornithology in Ithaca, New York. Shrubs and trees that hang on to their fruit through winter are particularly valuable—especially when their berries or fruit are high in fats. Birds must consume a lot of calories derived from fat in winter to help them maintain the body temperature needed for their survival.

Bird-Friendly Winter Gardens

BY KRIS WETHERBEE



For birds that take winter residence in your garden, the right mix of plants creates a habitat that can help ensure their survival.

Offer a high-fat buffet that includes berry-laden trees and shrubs such as bayberry (*Myrica pensylvanica*), sassafras, magnolia, and dogwood (*Cornus* spp.). Many plants hold their fruit into winter as birds find them unpalatable until cold weather softens and sweetens the fruits. Examples include hawthorn (*Crataegus* spp.), sumac (*Rhus* spp.), chokeberry (*Aronia* spp.), American bittersweet (*Celastrus*

scandens), juniper (*Juniperus* spp.), Virginia creeper (*Parthenocissus quinquefolia*), and crabapple (*Malus* spp.). Some hollies (*Ilex* spp.) produce berries that can sustain birds into early spring.

SEEDED SPECIALS

Many of our winter birds, such as chickadees, sparrows, and finches, are seed eaters. And some insect eaters also rely

In many parts of the country, snow and ice can cover food and water sources in winter, making life difficult for birds such as this male Oregon dark-eyed junco.



The fruits of a crabapple tree and the standing seedheads of sedum below offer sustenance to visiting birds in this small Long Island garden.

more on seeds as winter sets in. An assortment of perennials and annuals offers a good source of the seeds they love.

You can help ensure a seed feast by allowing spent flowers to remain at season's end so the seeds can mature. Many seed-bearing perennials such as coneflowers (*Echinacea* spp.), tickseed (*Coreopsis* spp.), penstemons, and sedums are easy to grow and require minimal mainte-

nance because they are drought-tolerant once established.

The seedheads on many grasses are a major source of food for a variety of birds, particularly in the Southwest, where many grassland species migrate for winter. "This group of birds has experienced a greater decline over the past half century than any other group of birds in the U.S.," says ornithologist Charles van Riper III of the

University of Arizona in Tucson. He suggests allowing grasses such as needle grass (*Nassella* spp.) to remain through winter to attract and sustain the grassland birds that depend on the seeds.

Shrubs and trees also feed hungry chickadees, grosbeaks, and other birds. Maples (*Acer* spp.) have winged seeds; spruces (*Picea* spp.) are beautifully adorned with colorful and pendulous



Left: The fruits of Washington hawthorn (*Crateagus phaenopyrum*) sweeten and soften during winter. Above: Swallows, warblers, and thrushes savor the fruit of northern bayberry (*Myrica pensylvanica*).



Above: This hedgerow, designed by Mary Ann McGourty, includes viburnum, spirea, and winterberry holly to provide birds with both food and shelter. **Right:** The decorative seedheads of many ornamental grasses offer an excellent source of food for overwintering birds.



seeded cones; redbuds (*Cercis* spp.) attract many birds with beanlike pods that persist into winter.

SUPPLEMENTING THE FEAST

Birds can lose seven to 15 percent of their body weight just trying to keep warm on cold winter nights, so well-stocked feeders are an important supplement to your garden's offerings. Look for a bird feeder that is sturdy enough to withstand winter weather and also keeps seeds dry. Bear in mind that a variety of seed-filled feeders placed at different heights will attract more bird species than one feeder featuring just one type of seed (for help selecting the right seed, see "Seeds That Satisfy" linked from the online version of this article at www.abs.org).

A variety of styles are available to accommodate birds with varying eating habits. Tray or platform feeders are designed with an edge around the bottom to keep seeds from spilling out. They accommodate a wide variety of backyard birds. Place these feeders one to three feet above the ground and ground-feeders such as juncos, towhees, chickadees, and mourning doves will flock to them.

Hopper feeders can be hung from a tree or mounted on a pole. They come equipped with hoppers or perches on the sides and are available in many shapes and sizes. These feeders attract the widest variety of seed-eating birds,

including grosbeaks, cardinals, and jays.

Suspended tube feeders—long, cylindrical units with feeding ports and perches—are favored by smaller birds such as finches, siskins, redpolls, and nuthatches. Specialty tube feeders designed with smaller openings can be filled with Nyjer seed—a seed highly favored by the finch family.

Providing supplemental seeds for birds will not affect their migration habits. "Migration is triggered by changes in photoperiod or day length," says Bonter. "You

can offer an amazing smorgasbord of food in your backyard, but when it comes time for migrating birds to move on, they will."

UNDER COVER

Shelter plants range from low-growing shrubs for ground-feeding birds to tall trees for a variety of birds. Although dense deciduous trees, shrubs, and vines provide a place where birds can nest or take cover from predators or foul weather, broadleaf and coniferous evergreens are essential in the winter garden. The scalelike foliage of junipers and arborvitae (*Thuja* spp.) and the needles of spruce (*Picea* spp.), and pines (*Pinus* spp.) offer birds year-round shelter. Mixing in broadleaf evergreens such as American holly (*Ilex opaca*), rhododendron, pyracantha, box honeysuckle (*Lonicera nitida*), and evergreen cotoneaster also adds color and texture.

If space allows, create a hedgerow of mixed evergreen and deciduous trees and shrubs such as witch hazel (*Hamamelis* spp.), holly, mountain ash (*Sorbus* spp.), trailing blackberry (*Rubus* spp.), viburnum, and juniper, using three to five of a kind. Many of these plants also bear edible fruit.

"The native cholla (*Opuntia* spp.), especially when large, serves as a focal point for birds in the Southwest," says van Riper. He suggests that gardeners retain some of these in their landscapes, "as this plant is a fa-



A cardinal and a finch feed from the tray of this two-chambered hanging feeder.

BIRD FEEDERS WITH ROOTS

These bird-friendly plants and trees serve up a smorgasbord of wintertime seeds and berries that birds love to eat. Many of these plants also provide a place where birds can hide from predators or take cover from harsh weather. For some regionally specific suggestions, check out the National Audubon Society web page, www.audubon.org/bird/at_home/PlantsCommon.html.

Plant	Birds Attracted	Comments
ANNUALS		
Cosmos (<i>Cosmos</i> spp.)	Many birds, including juncos, finches, sparrows, and buntings	Seedheads provide food in late fall and winter; flowers provide nectar for hummingbirds from summer to fall
Sunflowers (<i>Helianthus</i> spp.)	Wide variety of bird species, including cardinals, finches, chickadees, titmice, nuthatches, and juncos	Prolific seed producer; offers a high-fat/high-energy food source
Zinnias (<i>Zinnia</i> spp.)	Many birds, including finches, chickadees, titmice, and sparrows	Nectar-rich blooms attract hummingbirds and continue into late fall
PERENNIALS		
Asters (<i>Aster</i> spp.)	Many birds, including cardinals, goldfinches, chickadees, nuthatches, and towhees	Nectar-rich flowers in late summer and fall, followed by seedheads in fall and winter
Coneflowers (<i>Echinacea</i> spp.)	Finches, chickadees, nuthatches, towhees, and other seed-eating birds	Summer flowers followed by orange-brown cones that darken as seeds mature; seedheads hang on into winter
Sedums (<i>Sedum</i> spp.)	Finches, chickadees, grosbeaks, siskins, and other seed-eating birds	Nectar-rich flowers appeal to hummingbirds; upright types, such as 'Autumn Joy', offer abundant seeds
VINES & GROUNDCOVERS		
Kinnikinnick (<i>Arctostaphylos uva-ursi</i>)	A variety of ground-feeding birds, including sparrows and towhees	Evergreen groundcover with fall berries that persist into winter
Virginia creeper (<i>Parthenocissus quinquefolia</i>)	Many bird species including warblers, robins, thrushes, bluebirds, vireos, cardinals, and woodpeckers	Fall fruits persist into winter; provides seasonal shelter and nesting sites
SHRUBS		
Cotoneasters (<i>Cotoneaster</i> spp.)	Many bird species, including towhees, robins, mockingbirds, waxwings, and finches	Evergreen, semi-evergreen, or deciduous shrubs with late summer to autumn berries remaining through winter; nectar-rich flowers appeal to hummingbirds; provides shelter and nesting sites
Spruces (<i>Picea</i> spp.)	Many birds, especially grosbeaks, chickadees, woodpeckers, and nuthatches	Evergreen, coniferous trees and shrubs produce seed-bearing cones and offer year-round shelter and nesting sites
Viburnums (<i>Viburnum</i> spp.)	A variety of birds, including woodpeckers, mockingbirds, finches, bluebirds, robins, grosbeaks, and thrushes	Deciduous and evergreen shrubs provide nest sites and cover; summer and fall fruit sometimes persist into winter, depending on the species
TREES		
Eastern juniper (<i>Juniperus virginiana</i>)	Many birds, such as cedar waxwings, robins, finches, flickers, warblers, grosbeaks, and bluebirds	Provides shelter and nesting sites; fall fruit persists into winter
Dogwoods (<i>Cornus</i> spp.)	Robins, bluebirds, vireos, juncos, cardinals, warblers, and towhees	Late summer to fall berries remain through winter; high-fat berries are an important food source for migrating birds
Hollies (<i>Ilex</i> spp.)	A variety of fruit-eating birds, including bluebirds, robins, waxwings, finches, and woodpeckers	Evergreen and deciduous trees and shrubs with fall fruits that last into early spring; great tree for nesting sites and shelter, especially in winter

Resources

Attracting Birds, Butterflies & Other Winged Wonders to Your Backyard by Kris Wetherbee. Lark Books, Asheville, North Carolina, 2006.

Bird-by-Bird Gardening by Sally Roth. Rodale Press, Emmaus, Pennsylvania, 2006.

Bird Source, www.birdsource.org.

Cornell Lab of Ornithology, www.birds.Cornell.edu.

National Audubon Society, www.audubon.org.

Point Reyes Bird Observatory Landscaping for Birds, www.prbo.org/cms/183.

Project FeederWatch, www.feederwatch.org.

GETTING INVOLVED IN BIRD CONSERVATION

Count the birds in your own backyard and take part in bird conservation on a national scale. The Great Backyard Bird Count (GBBC), a joint project of the Cornell Lab of Ornithology and the National Audubon Society, is an annual four-day event in February that involves people of all levels of birding experience and expertise.



Bird counting can be a family activity

Last year's participants recorded 629 bird species and sightings of more than 11 million individual birds across the United States and Canada. Visit www.birdsource.org to find out how you can participate in creating a detailed snapshot of where the birds are across the continent. Project FeederWatch is another continent-wide study of birds that visit backyard feeders, nature centers, and other locales. Participants in the winter-long program—operated by the Cornell Lab of Ornithology and Bird Studies Canada—help scientists track movements of winter bird populations and long term trends in the distribution and population of birds. Anyone with an interest in birds can participate. Visit www.feederwatch.org for information on how to receive a research kit containing everything you need to get started—including a bird identification poster and resource guide to bird feeding. —K.W.

favorite nesting location, providing protection from the many nest predators found throughout the Southwest.”

DON'T FORGET WATER

When it comes to attracting birds, water is a powerful magnet. Birds need access to water year round, but a dependable

fresh water source can be especially hard to find in winter.

A heated birdbath is a great way to attract birds to the winter garden. You can also keep water from freezing in an existing birdbath by adding a submersible, thermostatically controlled water heater specifically designed for outdoor bird-

baths. Birdbaths offer a quick and easy way to provide water at any time of year, but even a shallow waterproof container such as a glazed plant saucer or rock with a natural depression will work.

Consider the placement of your birdbaths carefully, cautions van Riper. “Be careful that you do not set up ‘death traps’ where the water is neatly hidden in the vegetation and predators wait in ambush for the birds. Either utilize elevated water bird-baths or pans on the ground, but all in the open.”

A bird-friendly winter garden needn't be large to be effective. You can start with a few trees, shrubs, and perennials, accented with bird feeders, nest boxes, and birdbaths. An area as little as 10 by 10 feet, such as a large flower bed, a border of mixed shrubs, or even the planted edge of a deck or patio, can significantly increase the bird population in your yard. Of course, the larger the habitat, the more birds you'll attract—and the greater the rewards. 🐦



Evergreen trees and shrubs such as this juniper provide shelter for birds such as this fox sparrow.

*Kris Wetherbee and her photographer husband, Rick, live in Oregon. Their most recent book is **Attracting Birds, Butterflies & Other Winged Wonders to Your Backyard** (Lark Books, 2006).*

Virtual Gardening in the Blogosphere

Garden blogs have sprung up like weeds over the last few years—here's what you need to know to tune in to and participate in this worldwide online community. BY DOUG GREEN



LET'S JUMP right in with the important questions: What's a "blog" and why should you care? The simple answer is that a blog is an online diary or journal, but more than that, blogs are the key to an entire world of garden-sharing with other gardeners. You might be interested in seeing pictures of other people's gardens or reading about their successes and failures. You might be interested in learning about your favorite garden writer's gardening techniques on a regular basis rather than whenever an article is published. You might even like to write about and share photographs of your own garden. Blogs make all of this possible, and even easy.

For those who have ventured into online garden forums as a means to communicate with others who share similar interests in the virtual world, you'll note

some key differences between them and blogs. A forum tends to focus on a single issue; for example, you're in the perennials forum and you're talking about problems with perennials. You visit the water garden forum to discuss water garden issues. In contrast, on a blog, a passionate gardener writes about his or her personal garden, describing what's working, what's not, what's in bloom, what's dead or thriving. You may see mentions of kids, partners, local and national issues, and just about anything that the blogger cares to comment on. You may also see garden blogs with multiple authors, or those that are written by professional horticulturists or writers as a commercial venture.

Blogs share pictures; most forums don't. Blogs are opinionated by nature while garden forums try to avoid controversy. Blogs deliver their content im-

mediately and right to your desktop. Forums demand that you visit and click on links to search around for what you want to talk about. Blogs are about creating a relationship by having direct conversations between readers and the author while forums tend to be more impersonal.

MAKING CONNECTIONS

Susan Harris, one of four bloggers on GardenRant (www.gardenrant.com), says that blogging is "like a conversation" and you can learn something from every exchange. And you'll soon see that there is nothing like reading blogs to understand how different gardeners see the world and to give you a framework for your own gardening efforts. We're not alone out there in this big garden and there are others going through sim-



Top left: Contributors to Gardenrant include (clockwise from top left) Elizabeth Licata, Michele Owens, Amy Stewart, and Susan Harris. **Top right:** Hanna Rhoades blogs on This Garden is Illegal.

ilar experiences. For example, readers of my own blog (www.douggreengarden.com) love to hear that I have problems—that my garden has bugs and weeds and other challenges they can relate to.

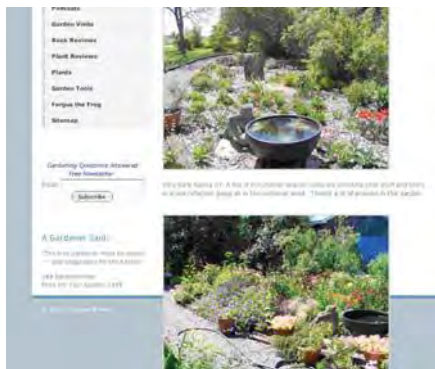
Carol Michel from May Dreams Gardens (www.maydreamsgardens.blogspot.com) says that “you won’t ever meet as many passionate gardeners in real life as you can in the virtual world of the web.” Kathy Purdy of Cold Climate Gardening (www.coldclimategardening.com) agrees, saying that reading blogs is like “being part of an international gardening club.”

Indeed, many garden bloggers get started in an effort to find kindred spirits when ones in everyday life are lacking. And in the case of Hanna Rhoades—who started her blog, This Garden is Illegal (www.thisgardenisillegal.com), in hopes of

meeting other Generation X gardeners—she discovered that kindred spirits came in all age ranges. If you’re curious about how and why some of the earliest garden bloggers got their start, Purdy chronicled this development in a fascinating series of articles and interviews at www.coldclimategardening.com/garden-blog-pioneers.

NAVIGATING THE GARDEN BLOGOSPHERE

To get started, you can go to any of the most popular blogs listed in the box on the right, many of which include a list of other garden blogs. You can also go to one of the largest directories of garden blogs, Garden Voices, at <http://voices.gardenweb.com>. On



The author, right, often shares photos of his own garden on his blog, above.

Top Garden Blogs

Here are a few garden blogs that are highly rated by Technorati, a blog search engine.

Cold Climate Gardening,
www.coldclimategardening.com

Doug Green’s Garden,
www.douggreengarden.com

Gardening Tips ‘n’ Ideas,
www.gardeningtipsnideas.com

GardenRant, www.gardenrant.com

May Dreams Gardens, <http://maydreamsgardens.blogspot.com>

This Garden Is Illegal,
www.thisgardenisillegal.com

You Grow Girl, www.yougrowgirl.com

Resources

Free blog software

- www.blogger.com
- www.wordpress.com
- www.livejournal.com

Free feed readers

- www.yahoo.com (your account has an RSS reader)
- www.google.com/reader
- www.feedreader.com
- www.bloglines.com

the right hand side of the screen, you’ll see a list of hundreds of garden blogs. Click on the links and you’ll be whisked away to visit another gardener.

On any of these blogs, you’ll see that individual articles are dated and organized one after another with the most recent post first. This is not surprising considering that “blog” is short for “web log,” and indeed, many people use them as an online diary of their opinions and experiences.

If you decide you want to read a particular blogger’s posts on a regular basis, a blog’s Really Simple Syndication (RSS) system makes it easy. Rather than having to bookmark the blog like a regular web-

site, you can use an RSS reader or aggregator to easily keep track of numerous blogs. Every time new information is added to a blog you subscribe to through your RSS reader, the reader will automatically find this update and bring it to you.

An RSS reader comes in a variety of forms—a few of the most popular and free ones are listed under “Resources” in the box on the opposite page. I use a Firefox plug-in called “Sage” and other browsers have RSS readers built right into them.

When you see this symbol on a website or blog, it means there’s an RSS feed you can subscribe to. Some blogs may just have a “Subscribe” link, or allow you to receive notices of new posts by e-mail.

WORLDWIDE CONVERSATIONS

One of the delights of visiting blogs is being able to comment on what the blogger has written; you’ll see the comments link at the bottom of each post. Click on those links to see what others have said. Don’t be afraid to add your own comment about the post or even the other comments. You’ll wind up in a conversation and find that online friendships bloom quickly—whether you write your own blog or just share comments on others.

This interactivity gives “people a voice in gardening to offset the traditional instructional or more authoritarian writing style” of other garden media, observes Gayla Trail from You Grow Girl (www.yougrowgirl.com). However, Carol Michel of May Dreams Gardens cautions that, because blogs don’t typically go through editorial processes or fact checking like traditional media, “don’t believe everything you read.” Regardless, Michel says, “you’ll soon realize you aren’t alone in your hyperpassion for plants and gardening.”

This passion for gardening is what is so infectious about every successful blog. No matter how popular the blog or how many subscribers it has, every blog shares what’s important to its writer and readers. And this open-ended exchange of real life, down-in-the-dirt experiences is what garden blogging is all about.

Doug Green is an award-winning garden author and experienced nurseryman who lives in Ontario, Canada. He has been blogging since 2005.

STARTING YOUR OWN BLOG

While there are professional garden bloggers out there, blogging doesn’t require you to be an expert gardener or a computer geek—you only need to be willing to share the important things that go on in your garden life. For example, Stuart Robinson from Garden Tips ‘n’ Ideas (www.gardeningtipsnideas.com) says that even though he has not taken gardening courses, he’s an enthusiastic gardener and started blogging just to share his garden and meet people. Now he has a popular garden blog, even writing from faroff southwestern Australia.

You don’t have to understand complicated web design languages or invest any money to start your own blog. Several free—or open source—software programs (listed in the “Resources” box on the opposite page) offer a quick and easy way to get started. Blogger.com only requires three clicks to create a blog, for example.



As Robinson says, “Once you have your own blog, you can decide how easy or complicated you want to make it.” He recommends writing regular posts to keep readers interested and keeping the frequency of your posts consistent, whether it’s daily, weekly, or somewhere in between. He also advises interacting with your readers through the comments section.

Uploading digital photographs helps to make your words come alive. To shrink or crop images as needed, standard photo editing software such as Adobe Photoshop can be helpful, or you can experiment with Gimp (free photo modifying software available at www.gimp.org). And as you



write and publish your blog, you may even find yourself making money with your efforts. This, too, can be easily set up by allowing a few advertisements on your blog.

Once you have mastered the free blogging world, you can move on to your own URL using one of the major software systems, such as www.typepad.com, that give you more flexibility but come with more maintenance problems. However, as Kathy Purdy from Cold Climate Gardening warns, blogging can be so much fun, it takes over your life, so it’s important to decide how much time you want to dedicate to it. And the minute you find yourself getting too serious about it, it’s time to turn off the computer and wander out to the garden.

—D.G.

Winter-Blooming Shrubs

Perk up your winter landscape with these colorful shrubs.

BY PETER LOEWER

TO PARAPHRASE poet Carl Sandburg, not only fog comes on little cat feet, sometimes—at least in my gardens—the snows do, too. Usually, when Christmas approaches, the climate in Asheville, North Carolina, where I live, is best described as reduced heat, as opposed to harsh cold—so snows are soft, and chilly rains and mists predominate.

Years ago, I gardened in the Catskill Mountains about 100 miles north of New York City. Despite being at a lower elevation than Asheville, my garden endured harsher winters, with snows often to a depth of 10 feet, and deeply frozen ground. So, having lived in colder parts of both the Northeast and the Southeast, I have learned a lot about the plants that come into their own when days grow short and temperatures drop.

Planning a garden with winter in mind requires some forethought. More so than at any other time of the year, the textures of materials used to create pathways, edgings, or walls become especially apparent, as does the branching habit, bark, and fruit of trees and shrubs, unmasked by the absence of foliage (see “Beautiful Bark and Berries,” opposite page).

But the clear champions of the winter garden are winter-blooming shrubs. Of course, the list of shrubs that flower in spring or summer is more extensive, but the novelty of flowers that brave the cold to brighten the winter landscape makes them all the more endearing. The following are among my favorites. ❧

Peter Loewer has written more than a dozen garden books, including The Winter Garden: Planning and Planting for the Southeast, coauthored with Larry Mellichamp (Stackpole, 1997).



Above: Chinese witch hazel (*Hamamelis mollis*, USDA Hardiness Zones 5–9, AHS Heat Zones 9–5) bears fragrant yellow flowers on bare branches in late winter. Another noteworthy species, *H. virginiana* (Zones 3–8, 8–1), is native to the eastern United States, where it often becomes a small tree. It produces small fall and early winter flowers. Witch hazels discharge black seeds from their drying seed pods with such explosive force, it can be easily heard on cold winter days.



Winter jasmine (*Jasminum nudiflorum*, Zones 6–9, 9–6) is a rambling deciduous shrub from China that can spread five to 10 feet, but its average height is about three feet. The flowers are bright yellow, about an inch in diameter, and bloom off and on all winter long, usually starting on warm January days. The leaves do not appear until well into spring. While winter jasmine is drought tolerant and adapts well to most garden soil, it grows best in a site with decent drainage. It's ideal for a slope or top of a wall, where its trailing stems show to good effect.



BEAUTIFUL BARK AND BERRIES

Many shrubs that are grown primarily for their blooms during the growing season display their bark to best advantage when their flowers have faded and leaves have fallen. Shrubs with exfoliating bark include ninebark (*Physocarpus* spp.), oakleaf hydrangea (*Hydrangea quercifolia*), Cornelian cherry (*Cornus mas*), and beautybush (*Kolkwitzia amabilis*).

For vibrant bark color, nothing beats the scarlet tinges of the whiplike stems of Tatarian dogwood (*Cornus alba*). The color is striking on a lone specimen but really spectacular when mixed with other shrubs with colorful bark such as the *C. alba* cultivar 'Sibirica', which has coral-red stems, or 'Flaviramea', a cultivar of red-osier dogwood (*C. sericea*) that has bright yellow stems.

And it's amazing just how many shrubs bear interesting or just plain beautiful pods, fruits, and berries that add drama and sparkle to the winter garden. The fruit of many of these shrubs also helps sustain birds and other wildlife when food becomes scarce. Hollies (*Ilex* spp.), Japanese fatsia (*Fatsia japonica*), heavenly bamboo (*Nandina domestica*), pyracantha, snowberry (*Symphoricarpos* spp.), and several species of viburnum and cotoneaster are among the best winter-fruiting shrubs.

The sweet-scented flowers of *Loropetalum chinense* (Zones 7–9, 9–7) open in late winter. This rounded shrub is native to China, Japan, and India and grows six to 10 feet tall and eight to nine feet wide. The species' flowers, with their straplike petals, are usually white, but there are several selections with red or pink blooms such as 'Burgundy' (left) and 'Monraz' (Razzleberri). A member of the witch hazel family, it grows best in part shade and acidic soil.




The deciduous Korean rhododendron (*Rhododendron mucronulatum*, Zones 5–8, 8–5) grows four to eight feet tall and bears rose-purple or occasionally white flowers in clusters at the ends of its branches in late winter and early spring. Grow it in a partly shaded location in moist, acidic, well-drained soil with lots of organic matter.

The daphnes represent some 50 species of evergreen and deciduous shrubs with lovely flowers and attractive foliage. Winter daphne (*Daphne odora*, Zones 7–9, 9–7), which grows three to four feet tall, is a winter garden star even without blossoms, particularly the variety 'Aureomarginata' (right) with its evergreen leaves edged with gold. In late winter the rosy purple buds open to reveal deeply fragrant, nearly white flowers. It's a slow-growing shrub that needs good drainage in a moderately fertile soil in sun or light shade.



Emerging in late winter or early spring, the yellow flowers of *Stachyurus praecox* (Zones 7–9, 9–7) are borne in four- to 12-inch-long pendulous racemes that look like chains of beads. This deciduous shrub, native to Japan and the Himalayas, grows four to 10 feet tall with a similar spread.



MORE WINTER-BLOOMING SHRUBS

Name	Height/Spread (feet)	Flower Color/Season	Remarks	USDA Hardiness, AHS Heat Zones
<i>Azara microphylla</i> Boxleaf azara	12–18/8–12	Greenish yellow/late winter to early spring	Evergreen, small tree or large shrub	8–10, 12–10
<i>Camellia japonica</i> Japanese camellia	7–12/5–10	Red, pink, white, yellow, lavender/winter to spring	Evergreen, many cultivars	7–9, 9–7
<i>C. sasanqua</i> Sasanqua camellia	6–10/5–7	White, pink, red/fall to early winter	Evergreen	7–9, 9–7
<i>Chaenomeles speciosa</i> Flowering quince	8/15	Pink, scarlet, white/late winter to early spring	Deciduous	5–9, 9–1
<i>Chimonanthus praecox</i> Wintersweet	12/10	Yellow/mid- to late winter	Deciduous, fragrant flowers	7–9, 9–7
<i>Cornus mas</i> Cornelian cherry	15/15	Yellow/late winter	Deciduous, edible fruit	5–8, 8–5
<i>Daphne mezereum</i> February daphne	4/3	Pink, purple/late winter	Deciduous, very fragrant flowers	5–8, 8–5
<i>Erica carnea</i> Winter heath	under 1/1–2	Pink, purple/early to late winter	Evergreen, low growing and spreading, many cultivars	5–7, 7–5
<i>Hamamelis xintermedia</i> Witch hazel	12/12	Yellow, red, orange/early to mid-winter	Deciduous, fragrant flowers, many cultivars	5–9, 9–1
<i>Lonicera fragrantissima</i> * Winter honeysuckle	6–8/6–10	White/mid-winter	Deciduous, red berries follow slightly fragrant flowers	4–8, 8–3
<i>Mahonia japonica</i> ‘Bealei’ Leatherleaf mahonia	8/10	Yellow/late winter to early spring	Evergreen, blue-green foliage, blue-purple fruit	7–8, 8–7
<i>Viburnum farreri</i> Fragrant viburnum	6–9/5–7	White to light pink/mid- to late winter	Deciduous, fragrant flowers	6–8, 8–6
<i>V. tinus</i> Laurustinus	10/10	White/mid- to late winter	Evergreen, blooms over long period	8–10, 10–8

*Reportedly has escaped to natural areas in parts of the Southeast and mid-Atlantic



Most camellias lack fragrance but make up for this with their incredibly beautiful flowers and evergreen foliage. Provide these shrubs with an acidic soil, and, in marginally cold climates, place them where they will be protected from bitter winter winds.

Originally from Japan and the Ryukyu Islands, camellias have been the subject of numerous breeding programs and are available in a wide range of colors, sizes, and blossom shapes. Depending on the selection, they bloom from late fall until early spring. Most are suitable for Zones 7 to 8, 8 to 7, but in recent years, a number of hardier selections have been introduced, such as ‘Winter Beauty’ (left), which is hardy in USDA Zones 6 to 9.



The buttercup winterhazel (*Corylopsis pauciflora*, Zones 6–9, 9–6) is a multi-stemmed, deciduous shrub that grows five feet tall and eight feet wide and bears small dangling clusters of fragrant, pale yellow flowers in late winter and early spring. Plant it in part shade in acidic, well-drained soil supplemented with organic matter. Two larger-growing species, *C. spicata* and *C. sinensis*, come into bloom as the flowers of *C. pauciflora* begin to fade.

Resources

The Garden in Winter by Suzanne F. Bales. Rodale, Inc., New York, New York, 2007.

The Winter Garden: Planning and Planting for the Southeast by Peter Loewer and Larry Mellichamp. Stackpole Books, Mechanicsburg, Pennsylvania, 1997.

Winter-Flowering Shrubs by Michael W. Buffin. Timber Press, Portland, Oregon, 2005.

Wonders of the Winter Landscape by Vincent A. Simone. Ball Publishing, Batavia, Illinois, 2005.

Sources

Forestfarm, Williams, OR. (541) 846-7269. www.forestfarm.com. Catalog \$5; free online.

Greer Gardens, Eugene, OR. (800) 548-0111. www.greergardens.com. Online and free print catalog.

Klehm's Song Sparrow Farm & Nursery, Avalon, WI. (800) 553-3715. www.songsparrow.com. Online and free print catalog.

Wayside Gardens, Hodges, SC. (800) 845-1124. www.waysidegardens.com. Catalog \$5; free online.

Woodlanders, Inc., Aiken, SC. (803) 648-7522. www.woodlanders.net. Online catalog.

The sweet boxes (*Sarcococca* spp.) include some 14 species of evergreen shrubs native to western China and the Himalayas. They are autumn- and winter-flowering beauties with attractive foliage and red or black fruits. My favorite for the winter border is the dwarf sarcococca (*S. humilis*, syn. *S. hookeriana* var. *humilis*, Zones 6–9, 9–6), a marvelous plant of small stature with lustrous, dark green foliage and inconspicuous but highly fragrant white flowers that bloom in February and March. It grows 12 to 18 inches high and two to three feet wide, making it perfect for the edge of a wall.






During the growing season, the white forsythia (*Abeliophyllum distichum*, Zones 5–9, 9–1) provides a verdant background for spring and summer perennial flowers. But in late winter or very early spring, hundreds of white, four-petaled flowers that smell of fermenting honey burst forth on the bare stems. A native of central Korea, it's been in American gardens since 1924 but still escapes the spotlight of fame. Branches cut in late winter can be easily forced into bloom for enjoyment indoors.



High on my list of winter bloomers is the coast silktassel (*Garrya elliptica*, Zones 8–11, 12–8), native to coastal mountains of southern Oregon and California. It grows to 12 feet tall and equally wide. In early winter, the male plants produce beautiful dangling six- to 12-inch pale yellow catkins while the females bear shorter greenish catkins, followed by purple fruits. My favorite form is 'James Roof', which has extremely long catkins.



Oregon grapes (*Mahonia* spp.) are not grapes at all but members of the barberry family. One particularly notable selection is *Mahonia* × *media* 'Arthur Menzies' (Zones 8–9, 9–8), an evergreen with spiny blue-green leaflets. It grows six to 10 feet tall and produces large, erect clusters of lemon-yellow flowers in early winter followed by blue-purple fruit. Provide part shade, especially in the southern United States, and plant in soil of moderate fertility supplemented with organic matter. Pruning the oldest branches on overgrown or neglected mahonias will stimulate a burst of new growth.

the Fragrant Indoors

Nourish your soul and perfume your indoor living space by growing at least one of these plants that have sweetly scented flowers or aromatic foliage.

BY TOVAH MARTIN

FRAGRANT FLOWERS serve a function that nothing else in the house can perform: They lend their signature perfume to your living space. You can run around with an atomizer all you want, you can burn candles until you're blue in the face, but there's nothing that compares to the fresh scent of genuine Arabian jasmine (*Jasminum sambac*) 'Maid of Orleans' infus-

ing the air. It's an aroma that only indoor gardeners, plus their friends and families, can experience. And it's one of the prime reasons we garden indoors.

Of course, you can't forget the visual element. As far as sophistication goes, scented flowers are the embodiment of discretion, wardrobe-wise. Because their goal is to attract pollinators, your average aromatic flower is tactfully tinted. Who

needs a brazen outfit when you've got scent as your siren call? White or cream tends to be the color of choice for the scented set of the floral kingdom. A runner up would be yellow, with blue and whisper pink trailing behind. Orange is rare. Let me be clear that I'm only talking species here; no one can account for the deeds of breeders. Orchids also tend to be an exception.

Just as fragrant indoor plants tend to be discreet about their wardrobe, most also avoid producing the olfactory equivalent of surround sound. Most often, a fragrant flower's scent is only perceived if you apply your nose to the petals. Those fragrant flowers that do throw their perfume into the air, with a few exceptions that I'll note, tend to be diplomatic. And scented leaves generally only release their essential oil if you rub or brush against the foliage—the fragrance being one weapon in their ongoing battle to foil potential nibblers.

THE INDOOR ENVIRONMENT

A sunny window might further the cause for most fragrant houseplants, but it's not the deal breaker. Hoyas, osmanthus, violets, camellias, and primroses are all possible given nothing brighter than an east- or west-facing window. And, in most cases, a glowing green thumb isn't requisite, but a little sensitivity doesn't hurt.

I generally avoid houseplants that make holy nuisances of themselves. As a matter of fact, my scented-leaved geraniums stand accused of "asking so little, but giving so much." You need to be attuned to watering needs—a wilted plant is stressed and prone to infestations of all descriptions. You should fertilize during the plant's growing season. And be prepared to provide the light preferences your fragrant plant prefers. But you'd do as much for any living thing under your roof, right?



Pelargonium 'Lady Mary'



Osmanthus fragrans

THE PLAYERS

Fragrance is an opinionated affair. Just as I happen to like Mediterranean food while you go for Mexican, fragrance is equally subject to personal taste. So, without apologies, the following list is based on my olfactory preferences. That said, my nose is probably the only conservative part of my being. Given the fact that we're talking about coexisting in close quarters, the fragrant plants that I've chosen are subtle affairs. I've also put my emphasis on plants that are relatively easy to accommodate in the average home. (For additional fragrant indoor plant selections, see the chart on page 32.)

OSMANTHUS FRAGRANS

Although sweet olive (*Osmanthus fragrans*) is undeniably an ugly duckling as far as physical charms are concerned, it makes amends aromatically. There is no fragrance that equals the scent of sweet olive. It's light, it fills the room, and it's difficult to

describe—comparing it to honeyed apricots doesn't quite do it justice, but it comes close. Regardless, I've never met anyone who didn't love the perfume. And all that sugary goodness comes from the tiniest, most unobtrusive flowers in existence. Basically, you've got to put on your eyeglasses and study the plant closely to discern when it's in bloom. Or you can just take a deep breath.

Although it's an aromatic crowd pleaser, *Osmanthus fragrans* is not one of the most rewarding houseplants to host. At best, the woody stems are sparsely clothed in brittle, camellialike leaves. And if you don't water religiously, you're bound to experience a shower of dropped foliage. Light isn't really a limiting factor, it will grow in a variety of windows ranging from south to east or west. It is not a heavy feeder, so diluting fertilizer beyond the regular recommendations is wise—I cut it by half. Low humidity indoors can also cause a strip show. But, no matter what—even if

the foliage showers down—blossom production isn't crimped. Your nose is going to be delighted, I guarantee.

CITRUS

Since winter is when houseplants furnish a lifeline for most gardeners, keeping us from slipping over the edge with cabin fever, winter-blooming plants are naturally closer companions than fair weather friends. With fragrance, this tendency is intensified, so it's no wonder citrus is a popular houseplant. When the sun is shining, the scent of citrus infuses the house. It's an aroma that most folks find very appealing, which explains why makers of products from laundry detergents to shampoos try to replicate the perfume.

No doubt about it, most citrus send out a lusty scent. If you prefer something almost imperceptible, citrus might not be your plant. But they are reliable bloomers, they're readily available, and they can remain windowsill-sized in stature. Both lemons (especially the 'Meyer' lemon) and oranges are compact and floriferous, but should be pruned to keep them within bounds.

A sunny window is a good starting point for hosting citrus. They also like cool, but not chilly temperatures. Anything below 50 degrees Fahrenheit over the long haul will inhibit nutrient absorption.



Citrus myrtifolia

Citrus thrive on regular doses of a balanced fertilizer containing phosphorus, iron, and zinc. Iron deficiency is signaled by mottled foliage; insufficient zinc shows up as leaf spotting and discoloration. And, unless you're exceptionally patient or involved in a long term research project, don't bother planting pips, especially if you want fruit. Better go with cuttings, to please several senses sooner.

JASMINE

Confusion is rife concerning jasmines, the problem being that so many plants aspire to being jasminkelike that the common name is affixed liberally. Plus, quite a few bona fide members of the family are in cultivation as houseplants. Rather than trying to sort it all out here, I'll just reel off a few of my favorites: winter jasmine (*Jasminum polyanthum*), *J. sambac* 'Maid of Orleans', and royal jasmine (*J. nitidum*), which is fragrant both night and day. Jasmines tend to have deep, rich



Jasminum sambac 'Maid of Orleans'

scents on a comparatively loud level. Not everyone is a fan. If musky isn't for you, then you might want to go for royal jasmine, which smells more like Ivory soap.

As a rule, jasmines don't need a south window, although they won't protest if that's what you've got handy. They benefit from pruning and can become scraggly without discipline. There are vining sorts (*J. polyanthum*) and bush types (*J. sambac* and *J. nitidum*). They tend to be hungry plants and will blossom all year



Viola odorata

to beat the band, except the winter-blooming *J. polyanthum*.

HOYA

I've been talking sensitivity right and left here, but hoyas, sometimes called waxflowers, will do better if you back off. Hoyas prefer cramped root accommodations. They always seem out of proportion because the winding vines become so massive initiating from a tiny footprint, but that's the way they like it. They're also adverse to sun and are likely to scorch in a bright, sunny window.

Anyone who ignores their hoya to the requisite degree is bound to enjoy sensual delights on several levels. Best described as stars within stars, the umbels of a hoya are discreet in color, but tiny works of art.



Hoya lanceolata ssp. *bella*

And then there's the smell. Chocoholics take note—some hoyas could send you into palpitations. Come into near proximity to *H. pubera* when it's in blossom, and hot chocolate milk will come to mind. *Hoya longifolia* is reminiscent of chocolate cake and *H. lanceolata* ssp. *bella* is a dead ringer for hot mocha. The blooms of *H. carnosa*—the hoya that your grandmother probably grew—smell more like fresh croissants, while *H. obovata* is lime and *H. lacunosa* is carnation with a dash of cinnamon. But all are perfectly capable of ruining a diet.

VIOLA ODORATA

Only inquisitive nostrils are likely to discover that fragrant violets are, in fact, richly scented. Their scent is like nothing you've ever encountered: light, thready, and intensely sugared beyond any candy in your experience. In fact, not every nose has the ability to discern the scent. Not only that, but the scent can fatigue anyone's olfactory sense after a few heady inhalations. It doesn't shut off your sense of smell entirely, but you can't distinguish the violet's perfume for 20 minutes or so. Then you can dive in again. Only wallflowers share this olfactory eccentricity.

Then there's the little matter of find-



Primula auricula 'Viennese Waltz'

ing the flowers; they tend to be buried within a mound of heart-shaped leaves. The foliage is handsome enough, but it holds no rewards whatsoever for your nose. Which brings us to another wrinkle—most modern hybrids of *Viola odorata* are an olfactory disappointment. When the florist industry strove to remedy the snag of short flower stems—to make the violets easier to bunch into nosegays—the scent was bred out of them. Fortunately, the trend has swung back in favor of nostrils and several fragrant violets have been reintroduced, most notably *Viola odorata* Rosea Group and the double Parma violets such as 'Marie-Louise' and 'Duchesse de Parme'.

Growing violets indoors can be perplexing if you keep your home toasty. The buds just don't set in hot, dry conditions. And a sunny window is totally wasted on fragrant violets. Ideally, they prefer cool nighttime temperatures (in the 50s), an eastern or western exposure, and plenty of moisture. But if you can meet their needs, the reward is the experience of a lifetime.

PRIMULA AURICULA

Granted, I'm partial to odd fellows, and plants are no exception. Show me an ordinary supermarket primrose, and I'll fall asleep immediately. But auricula prim-

roses are another matter entirely. These little alpine beauties have gray, powdered leaves in rosettes and—nestled in that foliage—some of the most intriguing and colorful flowers in the floral kingdom. *Primula auricula* is the purple cow in the fragrant plant arena.

As long as they're kept watered (but not soggy—it's a delicate balance), sheltered from direct sun (but not too dark), and on a lean diet, auricula primroses cheerfully go about their business. Even without flowers, they're perfectly charming.

But the blossoms are a big thrill, especially for olfactory aficionados. Snuggled in the foliage, they produce small bunches of silvery buds. And, when they open, they might be just about any color—or combination of colors—imaginable ranging from silver to grey, copper, parrot green, burgundy, and nearly black. Bands of color are typical, and the center is generally dusted with a white powder. If you apply your nose, you'll discover a thready, anise-touched scent that comes and goes depending on light. It's not the strongest aroma in the stable, but it's a conversation piece, for sure.

MELIANTHUS MAJOR

Flowers are not the only fragrant part of a plant's anatomy; the leaves can also hold

Resources

The Complete Houseplant Survival Manual by Barbara Pleasant. Storey Publishing, North Adams, Massachusetts, 2005.

The Essence of Paradise: Fragrant Plants for Indoor Gardens by Tovah Martin and Ippy Patterson. Little, Brown, & Co., New York, 1991.

The New Houseplant: Bringing the Garden Indoors by Elvin McDonald. Macmillan Publishing Co., New York, 1993.

Tempting Tropicals by Ellen Zachos. Timber Press, Portland, Oregon, 2005.

Sources

Big Dipper Farm, Black Diamond, WA. (360) 886-8133. www.bigdipperfarm.com. Catalog online.

Canyon Creek Nursery, Oroville, CA. (530) 533-2166. www.canyoncreeknursery.com. Catalog online.

Colvos Creek Nursery, Vashon Island, WA. (206) 463-3655. www.colvoscreeknursery.com. Catalog online.

Forestfarm, Williams, OR. (541) 846-7269. www.forestfarm.com. Catalog \$5; free online.

Greer Gardens, Eugene, OR. (541) 686-8266. (800) 548-0111. www.greergardens.com. Online and free print catalog.

Logee's Greenhouses, Danielson, CT. (888) 330-8038. www.logees.com. Catalog online.

Thompson & Morgan, Jackson, NJ. (800) 274-7333. www.tmseeds.com. Online and free print catalog.



Brunfelsia australis



Michelia figo

MORE FRAGRANT INDOOR PLANTS

Name	Indoor Culture	Remarks
<i>Aglaia odorata</i> (Chinese rice flower)	Easy; tolerates low light and humidity	Small, yellow, sweetly scented flowers appear year round
<i>Bouvardia longiflora</i>	Sunny window, tolerates cool nights, evenly moist soil, cut back after flowering	Intensely fragrant at night, white flowers appear in fall and winter
<i>Brunfelsia australis</i> (Yesterday-today-and-tomorrow)	Sunny window, cool temperatures, evenly moist soil, cut back after flowering	Fragrant flowers open purple, fade to lavender, then white
<i>Fortunella japonica</i> (Kumquat)	Sunny window, cool temperatures, evenly moist soil	Compact and floriferous, they can produce a delicious crop of fruit
<i>Michelia figo</i> (Banana shrub)	Bright sunny window, evenly moist soil, cool night temperature	Evergreen shrub with pale yellow flowers with bananalike scent
<i>Mitriostigma axillare</i> (African gardenia)	Easier than true gardenia, east or west window, evenly moist soil, warm temperatures	Blooms intermittently throughout the year, single, white flowers appear in clusters and are sweetly scented
<i>Murraya paniculata</i> (Orange jasmine)	Warm sunny window, evenly moist soil	Compact shrub with white flowers appearing throughout the year, with an orange blossom scent
<i>Trachelospermum jasminoides</i> (Confederate jasmine)	Sunny window, evenly moist soil	Energetic vine with pinwheel-shaped flowers that smell of anise



Mitriostigma axillare



Murraya paniculata

perks, and the rewards aren't limited to the span of the blooming season.

Scientists surmise that one function of fragrant foliage might be to protect plants from predators. So, by and large, fragrant leaves only produce their scents when bruised. The essential oil is kept in delicate flasks on the leaf surface, and the oil escapes into the air when they're damaged. Imagine the shock when an insect or deer moseys over to take a bite out of honey bush (*Melianthus major*) and discovers at first brush that he's tangling with a peanut butter sandwich. Anybody would retreat to recalculate. In a houseplant, that peanut butter aroma can prove disconcerting for whiteflies.

Even without scent, this South African plant is gorgeous with long, segmented, pale buff blue leaves that have serrated edges. Given a bright window, it will coexist in your home happily. One nursery catalog advises against allowing it to bloom in containers, claiming that the reddish-brown blossoms sap its energy. Mine has never even tried to bloom.

SCENTED-LEAVED GERANIUMS

The so-called scented-leaved geraniums are the clowns in this crowd, but to avoid confusion with "true" geraniums, it's important to remember they are members of the genus *Pelargonium*. Native to southern Africa, and famed for their ability to mimic the scent of just about any fruit, nut, and spice, they are among the easiest and most rewarding ways to indulge your senses. They range in size from the massive, peppermint-scented *P. tomentosum* to the more compact, and windowsill-worthy coconut-scented *P. parviflorum* with everything from old spice (*P. 'Logeei'*) to cinnamon (*P. limoneum*) in between. Some, such as the rose-scented 'Little Gem', flower profusely; others—lemon-scented *P. crispum*, for example—are valued for their prolific crop of leaves.

Scented-leaved geraniums perform best on a bright windowsill, preferably south-facing; they dislike overwatering; and they want a lean diet, both with respect to fertilizing and repotting. Keep the foliage dry when watering, or water in the morning of sunny days. Pruning is essential to encourage more leaf production and keep larger ones in scale. De-

pending upon your sense and sensibilities, you can have a field day fragrance-wise. Apple, apricot, chocolate mint, filbert, nutmeg, lemon verbena, and almond scents are all within the reach of your nose.

WORTHWHILE CHALLENGES

Although I promised you easy, I couldn't resist including a couple of plants that might take some extra effort to grow indoors but offer such great olfactory rewards that they're worth it.

CAMELLIAS

Camellias aren't really difficult to grow—if the temperature somewhere in your home drops to 55 degrees Fahrenheit or

HELIOTROPE

The other exception to my "trouble-free" rule is heliotrope (*Heliotropium arborescens*). Whatever insects might pester your heliotrope—whiteflies, red spider mites, and/or aphids—they're worth dealing with for the fragrance. If you've got a bright, sunny, south-facing windowsill, by all means, devote it to heliotrope. Your nose will thank you.

Given sufficient light, profuse umbels of deep purple blossoms are within anyone's reach. And the scent is like nothing else you've inhaled: a combination of vanilla, baby powder, and mulled spices with a teasing hint of apple tossed in. The white-flowered forms tend to be more richly aromatic



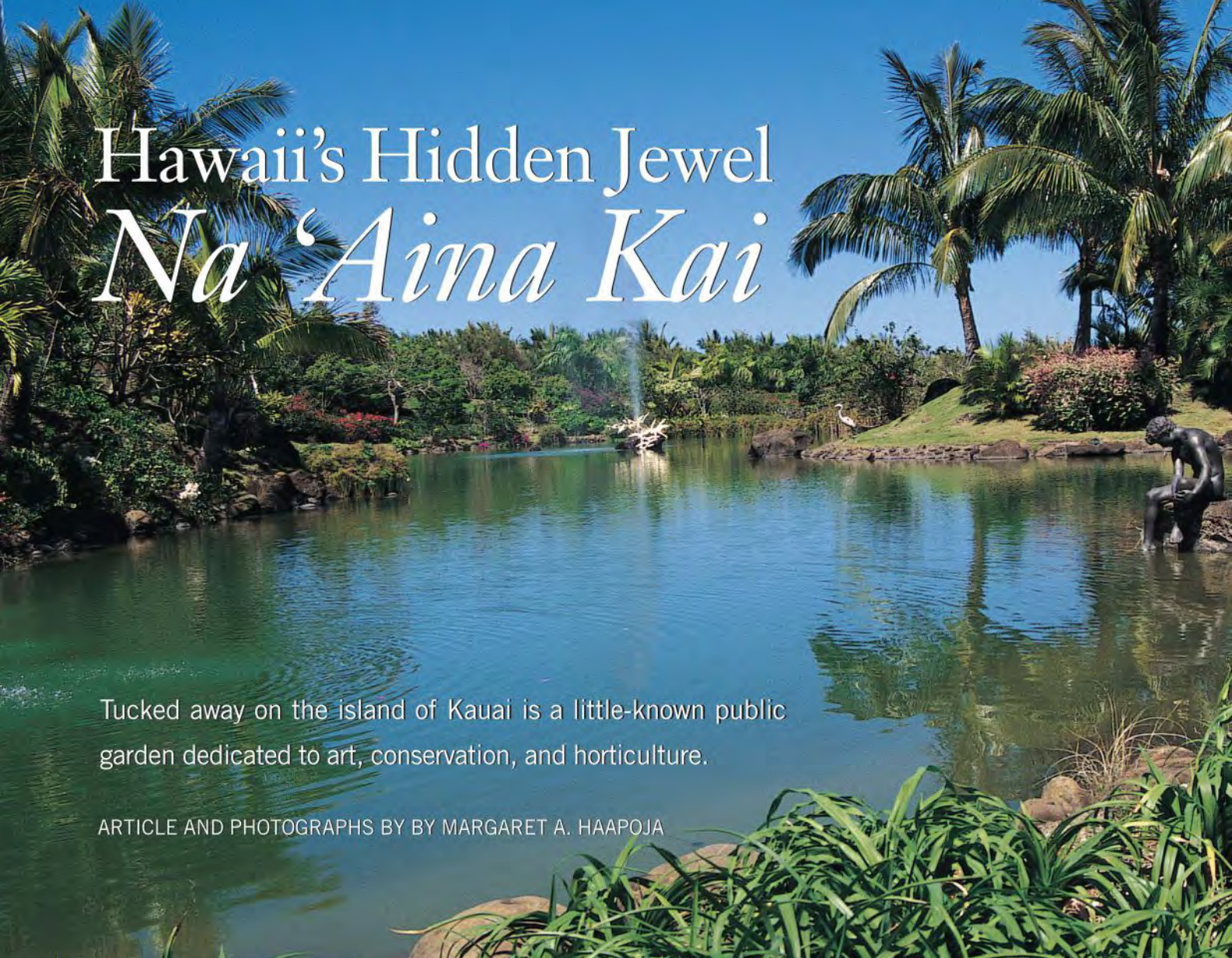
below when buds are setting. Most of the fragrant flowering camellias fall in the *Camellia sasanqua* group.

And camellias are an exception to the modest dress code typical of fragrant flowers. Their flowers are certainly impressive, prolific, and deliciously fruit-scented—if you chose a cultivar that has fragrance in its résumé. Sasanquas are also perfectly capable of remaining two to three feet tall in a container, forming a poetic, woody indoor plant. They don't need a very sunny window, east or west is fine. And they're thirsty, especially when the buds are forming. Keep the watering pot poised and you'll have a winter full of delights—both for your eyes and nose.

than those of other colors. In my experience, the scent of some of the seed strains—'Marine' comes to mind—tend to be comparatively diluted. Vegetatively propagated cuttings of the intensely scented old faithful varieties are more rewarding.

So why deprive yourself of sensory indulgence? Although some fragrant houseplants are more challenging to host than others, most of the commonly available scented indoor plants are easily within the realm of every gardener's reality. 🌿

Horticulturist, lecturer, and writer Tovah Martin is a frequent guest on the PBS television series, Cultivating Life.



Hawaii's Hidden Jewel *Na 'Aina Kai*

Tucked away on the island of Kauai is a little-known public garden dedicated to art, conservation, and horticulture.

ARTICLE AND PHOTOGRAPHS BY BY MARGARET A. HAAPOJA

W YOU a horticulturist, art aficionado, conservationist, or nature lover, you'll find much to appreciate at Na 'Aina Kai Botanical Gardens, a 240-acre wonderland perched high above the Pacific on the lush north shore of the Garden Island of Kauai. The name Na 'Aina Kai is Hawaiian for "lands by the sea," but the property was actually a cow pasture when Joyce and Ed Doty purchased the first 30 acres in 1979. They have since created a masterpiece of landscape design that sustains a rich blend of plants, animals, and art in a tropical setting.

Brilliant red jade vine (*Mucuna bennettii*) cascades down a rock wall at the conference center, a spacious structure that was originally the Dotys' home. Japanese koi flash in the lagoon, and a waterfall splashes over giant boulders. Lawns

are neatly manicured, and hedges form a maze that hides a surprise at every turn. Spiky agaves nestle beneath tall organ pipe cactus (*Stenocereus thurberi*) in the International Desert Garden, while wind rustles the fronds of nearby palms. More than 90 sculptures populate 13 separate garden areas, each as integral to the garden as the plants.

A LABOR OF LOVE

Before moving to Hawaii, Joyce and Ed lived on a ranch in northern California, where they raised mules. Ed's background was commercial and residential building contracting. The couple had never done a major landscaping project and knew nothing about tropical plants or horticulture.

"When we moved from California, we had no intention of creating a gar-

den," says Joyce. "But we started landscaping around the house, and soon the landscaping escaped from the front yard." Early on, the couple enlisted the help of local nurseryman Richard Beach and began planting ornamental trees.

The individual garden areas, which mirror Hawaii's many climate zones, evolved almost serendipitously as the creative couple gained hands-on experience and confidence with their new environment. "The ideas just seemed to blossom," Joyce says, recalling the inspiration for a maze in the shape of a flower with a stem up the middle. "I began drawing it to scale on a grid," she says, "and Ed laid it out." They grew 900 mock orange (*Murraya paniculata*) plants from seed to create the hedge and began selecting sculptures for each alcove.



A three-quarter acre lagoon, opposite, and sculptures such as 'Valentine', above right, exemplify the horticultural and artistic passion of Na 'Aina Kai's creators Joyce and Ed Doty, above left.

“What makes the garden special is that Mr. and Mrs. Doty are hands-on—they have developed the gardens themselves,” says André Viette, a Virginia-based nursery owner and daylily breeder. Viette got to know the Dotys when they participated in a garden tour he was leading, and he later visited them at Na 'Aina Kai.

For years, the Dotys shared Na 'Aina Kai mostly with friends and select horticultural groups, but eventually they decided to open their treasured gardens to the public. They held their first public tour in December 2000, and in 2001 Na 'Aina Kai became a non-profit to ensure the gardens will be self-sustaining for years to come.

When their home was converted into a conference center, the Dotys moved to a new house across from the gardens.

INFLUENCED BY ART AND TRAVEL

Joyce and Ed share a love of art, but the muse runs strongest in Joyce, who relates that she has loved to draw since she was a child. She and Ed began collecting bronze sculptures once there was no more wall space in their home for paintings. 'Valentine'—a sculpture of a devoted couple seated on a bench—was the first of many, purchased by Joyce as an anniversary gift for Ed. Joyce chooses the sculptures one at a time, and she places each one in its own setting where it will not compete for at-

Twice, hurricanes destroyed their work, but the Dotys—Depression-era survivors and no strangers to hard work—simply started over. In 1995, they discovered a kindred spirit in Marty Fernandes, who has played a key role over the years as Na 'Aina Kai's horticulturist. Joyce relies on Fernandes to locate the best plants to implement her plans. “Marty flips through her mental encyclopedia, and she always finds just what I want for my designs,” says Joyce.

Fernandes admires the way the Dotys complement one another. “I always tell folks that the garden is woman-designed and manmade because Joyce dreams up the ideas and Ed and the crew make them happen,” she says. Drawing on his experience as a former building contractor, Ed has constructed everything from benches and pergolas to gazebos and a Japanese teahouse.



More than 900 mock oranges were used to create the elaborate Poinciana Maze garden.



Na 'Aina Kai's lagoon includes features such as a waterfall, left, and an island with a sculpture of 'Hula Man'.

tention with others. Works by nationally known artists such as George Lundeen, Gary Price, Rosalind Cook, and Kent Ullberg—more than 48 sculptors in all—comprise one of the largest private sculpture collections in the United States.

Another important influence on the Doty's garden style has come from touring gardens around the world—including many on American Horticultural Society (AHS) sponsored travel programs. "We have pretty much toured the world with the AHS, including trips to gardens in Alaska, South Africa, New Zealand, Australia, and South America," says Joyce. Based on what she has learned from visiting gardens designed by some of the world's best known landscape architects, Joyce concluded that any garden worth its salt needed three elements: water features, large boulders to set off planting areas, and placement of hidden surprises.

Both artistic sensibilities and accumulated experience come into play when Joyce is envisioning new gardens. For instance, when she got the idea for a three-quarter-acre lagoon, Joyce began using clay models so she could play with the height and placement of the mounds until she was satisfied with the proportions and the overall design. The lagoon

is 14 feet deep and holds 1.6 million gallons of water circulating continually through commercial sand filters. A dramatic waterfall plunges over rocks into a pool and a graceful footbridge leads to an island where 'Hula Man' dances.

Joyce designed the International Desert Garden to resemble a Southwest dry wash but added desert plants from all over the world. The surprising juxtaposition of an arid desert featuring giant saguaro cactus, African baobab trees, and agaves with the lush, tropical palm garden that adjoins it is fascinating.

In the Wild Forest Garden, a stairway crafted by Hawaiian artisans to resemble lava rock terraces spirals down the steep hillside to Kaluakai Beach. Beneath the rainforest canopy, visitors stroll among ferns, bamboos, gingers, heliconias, vanilla vines, cacao trees, and bananas.

The beach itself is a secluded haven, a pristine expanse of white sand and marsh protected on either side by large boulders. Laysan albatrosses raise their young beneath ironwood trees on a cliff above, and native nene geese stroll onto the expansive lawn that has become a popular site for weddings and other celebrations.

Families are in for a treat when they venture "Under the Rainbow" into the

childrens' garden. Here, 16-foot-tall 'Jack and the Beanstalk' towers over a wading pool and fountain surrounded by a mosaic tiled story-in-picture wall. Plenty of surprises await children as they wander through the gecko maze, climb into the rubber tree treehouse, and play in a tropical jungle gym with bridges, tunnels, and slides. Nearby is an intriguing bog garden where carnivorous species such as butterworts and pitcher plants thrive.



Entering under the rainbow, visitors of all ages enjoy the children's garden.

TROPICAL FAVORITES

Here are some of Joyce and Ed Doty and Marty Fernandes's favorite plants growing at Na 'Aina Kai. These plants are suited to tropical or subtropical gardens where temperatures never dip below 55 degrees Fahrenheit.

Botanical/Common Name	Type of Plant	Height/Width (feet)	Comments	Origin
<i>Artocarpus heterophyllus</i> (Jack fruit)	Tree	30–70/20–50	Evergreen tree notable for huge edible fruits that hang off trunk and branches	Southeast Asia
<i>Bismarckia nobilis</i> (Bismarck palm)	Tree	20–30/10–20	Rapid growing palm with striking blue-green fronds; grows best in open, sunny sites with good drainage	Madagascar
<i>Codiaeum variegatum</i> var. <i>pictum</i> (Croton)	Shrubby perennial	3–6/2–5	Colorful evergreen foliage; drought- and disease-tolerant	Malaysia
<i>Harpullia zanguebarica</i> (Velvet seed tree)	Small tree	20–40/20–30	Evergreen with dangling clusters of yellow/green flowers followed by orange seedpods	Africa
<i>Mucuna bennettii</i> (Red jade vine, New Guinea creeper)	Woody vine	30–60	Twining vine (liana) featuring dangling clusters of vivid scarlet flowers	New Guinea
<i>Samanea saman</i> syn. <i>Albizia saman</i> (Monkeypod tree)	Tree	40–70/50–70	Spreading canopy, pomponlike pink flowers, black seed pods	Tropical America
<i>Strongylodon macrobotrys</i> (Blue jade vine)	Woody vine	30–70	Evergreen with dangling clusters of blue flowers; needs sturdy support	Philippines
<i>Syzygium malaccense</i> (Malay apple)	Tree	30–50/20–40	Evergreen with rosy powderpuff flowers and yellow to purple edible fruit	Southeast Asia, Australia
<i>Zingiber spectabile</i> (Beehive ginger)	Herbaceous perennial	6–12/2–6	Clumping plant with spiky leaves and sculptural yellow flowers on spikes in summer	Malaysia



Artocarpus heterophyllus



Mucuna bennettii



Samanea saman

Na 'Aina Kai's newest garden is a miniature *ahupua'a* that replicates the traditional Hawaiian land division system that extended in narrow sections from hilltop to ocean. The staff at Na 'Aina Kai created a mountain waterfall that forms a stream flowing past huts with thatched roofs, taro patches and sweet potato fields into the ocean. Bronze sculptures of 14 nearly life-size inhabitants weave mats, mend nets, build canoes, fish, hunt, and garden. A mosaic wall at the entrance depicts life in an *ahupua'a*, and plants include a combination of native Hawaiian species such as uhiuhi (*Caesalpinia kavaensis*) and false

ohe (*Munroidendron racemosum*)—both endangered species—and “canoe plants” such as taro (*Alocasia* sp.) and ti plant (*Cordyline fruticosa*) that were brought to Hawaii by early explorers from Southeast Asia. Each year, Kauai's fourth graders receive special tours of the *ahupua'a* as part of their study of Hawaiian history.

A hardwood plantation of 60,000 trees—as meticulously managed as the gardens—adds an interesting dimension to Na 'Aina Kai's tours. Fifty-foot teak trees (*Tectona grandis*) in orderly rows are the largest component of the 27 different species of tropical hardwoods in the 110-

Visiting Na 'Aina Kai

Na 'Aina Kai Botanical Gardens is located in Kilauea, Hawaii, and participates in the American Horticultural Society's Reciprocal Admissions Program, so AHS members are eligible for free admission for the primary garden tour (presentation of a valid AHS membership card is required).

For more information about Na 'Aina Kai, call (808) 828-0525 or visit www.naainakai.org.



Cacti and succulents thrive in the International Desert Garden, top, while native Hawaiian plants and food crops grow in the *ahupua'a*, above.

acre plantation. Other species include big-leaf mahogany, preferred for violin bows, zebra wood, Indian rosewood and cocobolo used for woodwind instruments. When Joyce and Fernandes began growing these trees from seed in 1996, the process was trial and error because no one had ever grown these species on this scale in Hawaii. The plantation is intended to help support the garden in the future; the first trees should be ready to harvest in 25 to 30 years.

Joyce stresses that Na 'Aina Kai is still a work in progress. Her latest project, the

Amusement Garden, meant to be “just for fun,” is already under construction and will include unusual plants such as dragon fruit, ice cream bean tree, peanut butter fruit, pickle tree, and scrambled egg tree.

PARADISE PRESERVED

More than 8,000 people toured Na 'Aina Kai in 2006, and many visitors return time after time. The Dotys believe garden tours should be limited to a small number of people to be effective, so Na 'Aina Kai carts only hold eight people. The landscape is so

Resources

Growing Hawaii's Native Plants by Kerin Lilleeng-Rosenberger. Mutual Publishing, Honolulu, Hawaii, 2005.

Plants for Tropical Landscapes: A Gardener's Guide by Fred D. Rauch and Paul R. Weissich. University of Hawaii Press, Honolulu, Hawaii, 2000.

Tropical Flowering Plants: A Guide to Identification and Cultivation by Kirsten Albrecht Llamas. Timber Press, Portland, Oregon, 2003.

A Tropical Garden Flora: Plants Cultivated in the Hawaiian Islands and Other Tropical Places by Staples and Herbst. Bishop Museum Press, Honolulu, Hawaii, 2005.

large—one-and-a-half miles from ocean to highway—that one of the tours lasts five hours. “And even that isn't long enough,” says Fernandes, who leads tours along with the Dotys and 30 garden volunteers.

“It is clear from the moment you enter that Na 'Aina Kai is a product of passion by the Dotys and Marty Fernandes,” says Paul Redman, director of Longwood Gardens in Pennsylvania. “The creativity of the design, attention to detail, and beauty of the plants and sculptures create a multi-faceted experience for all to enjoy. One of the most unique aspects of Na 'Aina Kai is the Dotys' vision for its long-term sustainability. They are preserving an important part of the Hawaiian Islands.”

Indeed, one of the Dotys' goals is to preserve the land and natural resources of Na 'Aina Kai while providing educational and research opportunities in tropical horticulture and forestry. “It's a great joy to share the gardens,” says Joyce. “It gives us the kind of satisfaction that an artist must feel when someone sees his painting or a composer when he hears his symphony played. I hope the gardens will continue to offer people all over the world new experiences as the years go by.”

A free-lance writer based near Bovey, Minnesota, Margaret Haapoja writes frequently on Hawaiian gardens, nature, and travel.



high-bred

well-fed



loving-care

distinctively better[®] plants!

Monrovia[®]...expert growers of the healthiest, hardiest, most beautiful plants. Raised in our exclusively formulated, nutrient-rich organic soil, Monrovia plants are guaranteed to make your garden thrive! Our premium plants are the strongest in the industry and with more than 2,200 varieties – from low maintenance to high fashion – we have something for every garden style.

To discover your personal garden style visit
www.monrovia.com

Available at fine garden centers nationwide.



HORTICULTURAL CRAFTSMEN[®] SINCE 1926

© Monrovia 2006



Dave Whiting: Building a Web-Based Gardening Community

by Mary Yee

ANY GARDENER WHO HAS ever searched online for horticultural information will probably be familiar with a website called Dave's Garden (www.davesgarden.com)—or simply DG to its many fans. Launched in 2000, it was one of the earliest interactive gardening websites on the Internet. At Dave's Garden, you can set up your own online gardening diary, find sources for a coveted plant or other people with



whom to trade seeds, get help in pronouncing a botanical name, and participate in forums where gardeners can exchange stories and information. One of its most useful features is Garden Watchdog, a place for customers to share their experiences—good and bad—with hundreds of mailorder plant and seed companies.

Although Dave's Garden reportedly serves about a million gardeners a month, few know there is a real Dave behind the scenes—31-year-old Dave Whiting, a former computer software developer and avid home gardener who lives in Bryan, Texas. A self-taught programming whiz, Whiting first made a name for himself in the late 1990s by founding Linux Today, a website that provided up-to-the-minute reports on the

then-new Linux computer operating system. After leaving the fast-paced and lucrative tech world, he founded Dave's Garden as a personal project. Since that time, it has become one of the web's most popular gardening resources. (Gardens.com, a website focusing on information specific to a user's region, is a sister site to DG, which produces it.)

Mary Yee, managing editor and art director of *The American Gardener*, talked to Whiting about the importance of gardening in his life and how websites such as DG have brought a world of gardeners together.

Mary Yee: The high-tech industry and gardening seem to be worlds apart. How did you end up bringing the two together?

Dave Whiting: Both of my parents gardened, and my grandparents were farmers, so there was never a point in my life when I didn't garden. I traded seeds with people all over the world, so when I sold Linux Today in 1999 and found myself with free time, I created Dave's Garden to help me keep track of my seed inventory. At the time, I never intended the website to be

used by anyone else. But other people found it, and when some of them found out I was a software developer, they also gave me ideas about other features that could be added to the site to make it more useful, so it grew from there.

How would you describe Dave's Garden to those not in the know?

It's a site that provides free and open access to information and communications capabilities to the worldwide gardening community. Our slogan is "For Garden-

ers, By Gardeners," and our every action is determined by this mantra.

By tapping into the international gardening community, we've been able to build an extensive and complete gardening information website. Members have contributed more than half a million photos and more than a million pages of information. We have whole databases devoted to gardening mailorder companies, local garden centers, parks, arboreta, etc. More than 23,000 members collaborated to build PlantFiles, our plants database.

What was the Internet like when you created Dave's Garden?

It was a boom time for the dot-com industry; Internet-based companies of every type were making fortunes. By mid-2000, though, the dot-com boom had busted, and the profiteers in that line of business were moving on to other projects, leaving the web to return to what it was originally supposed to be: a place where people served each other with useful tools and information. It was a great time to start DG because a lot of gardening sites had collapsed and there was a real opportunity to serve this community.

How has DG grown as a business?

DG was acquired earlier this year by NameMedia, a Boston-area communications company, so now we're part of a large team of people, and together we've been moving DG ahead at an unimaginable pace. As NameMedia's vice president of communities, I'm still based in Texas.

DG exists because of the efforts of a lot of individuals. We have administrators and writers from all over the world who help with the site. All told, around 100 people are directly involved with managing DG in some capacity.

With so much gardening and plant information on the web, could you offer any cautionary advice for gardeners?

The nice thing about the web is that anyone can publish anything. However, that's also its downside. There is a lot of bad information out there.



When reading personal websites, you have to be aware that there is no oversight on what you are reading. At a peer-reviewed website like DG, however, there is a good chance that what you are seeing is accurate because we make it easy for experts to come along and fix errors that may have gotten into our databases.

Your website seems to be the ultimate in plant information. Do you consider yourself a gardening expert?

Not at all, but I do consider myself an expert at bringing smart people together and giving them the tools they need to work together. I believe that when thousands of people work together, you can create something phenomenal. This is the power of the web.

Dave Whiting's garden includes many tropical plants such as *Canna musifolia*.

You grow all sorts of plants in your home garden, but vegetables are especially important to you. Why is that?

They're important to me from a conservation point of view. I currently have a vegetable garden that's about a fifth of an acre and I plan to expand it dramatically. With the increasing practice of vegetable monoculture (everyone growing identical varieties) and use of hybrids and genetically modified foods being controlled by a small group of companies, it's critical that we gardeners preserve open-pollinated vegetables and support farmers who do the same. I grow many open-pollinated vegetables from seeds that I save each year.

What does the success of DG say about the role gardening plays in our lives?

Gardening is a creative outlet for millions of people, and it will continue to be a popular hobby. As technology becomes more pervasive in our lives, we yearn for ways to reconnect with the natural world, and gardening is a great way to do this.

We all want to be a part of something larger than ourselves, and thanks to the web, many gardening communities are forming because gardeners now have a tool to find each other as never before.

You must spend a lot of time in front of the computer. How often do you get to meet your cyber connections?

Being a family man, I limit the amount of traveling that I do, but I get out quite a bit. DG community members have get-togethers all over the world, and I've attended many of them. And when I speak at gardening events across the country, I have an opportunity to meet and talk to thousands of gardeners from every walk of life.

Do you foresee ever going back to the computer software industry?

After more than seven years working full-time in the gardening industry, I can say with confidence that this is my career path. I love working with people who are enthusiastic about gardening, and at this point, I can't imagine doing anything else.



'Black Cooter' watermelon, above left, and Tennessee sweet potato squash, above right, are among the heirloom vegetables Dave Whiting grows from saved seeds each year.

Mary Yee is the managing editor and art director of *The American Gardener*.

Cool Tools and Practical Products

by Rita Pelczar

GARDENING IS a continuous learning experience. New varieties of plants that better suit your site and modified strategies that enhance plant performance are worth incorporating into your gardening routine. Products that deliver better or more efficient results, or that provide protection while you are working are always welcome discoveries, and with that in mind, I'd like to share a few that I have found exceptionally effective over the past year.

OUTFOXING POISON IVY

Where I garden, poison ivy lurks. This is particularly true in the new shade bed that I've been developing at the edge of my woods. My preferred method of eradication is pulling out the ivy with gloved hands, along with all the roots I can get, which significantly reduces the problem over a couple years' time to an occasional sprig, easily dispatched. But I have learned



that the irritating oils in the plant are uncanny in their ability to find their way to my susceptible epidermis.

That is, until I discovered **büji Block and Wash**. These products have been very effective in preventing the rash I dread. The block is a preventive treatment that also contains a broad-spectrum SPF 24 sun block, so you can apply one lotion and protect yourself from both the sun and the notorious weed. The block should be applied 20 minutes prior to potential contact, and is effective for six hours.

The wash is used after contact—preferably before a rash appears—to remove urushiol, the toxic oil that causes allergic reactions from poison ivy, oak, and sumac. The combination of the two products is your best bet if, like me, you are susceptible to the rash but unwilling to let the weed inhibit your garden plans.

COMPOST AIDS

Having a compost pile is the best way to recycle your garden and kitchen wastes and the finished product is a superlative soil amendment. Grass clippings, raked leaves, and spent flower stalks find new life in the pile. Recycling onion skins, apple cores, and banana peels quickly becomes habit when you have a handy receptacle. Many sources offer unobtrusive crocks or pails that can be placed next to or under the sink to collect vegetable waste. If an open compost pile is impractical in your yard, compost bins of various sizes and styles are available that enclose wastes as they transition to compost and keep out nuisance pests.

To facilitate the transition from trash to treasure, Gardener's Supply offers a few worthy aids. Their **Super Hot Compost Starter** includes an organic "activator" composed of beneficial microorganisms and nutrients that help get the process going faster and an "energizer" that includes peanut meal to keep it moving along. To provide the organisms in your compost pile with the air they need to do their job, a **Compost Aerator** is just the tool. Wings at the base of the tool fold up as you sink it into the pile, but as you pull



it out, they flare to create air passages. This action also helps mix the layers, further facilitating decomposition. Two padded handles provide a comfortable grip.

TWO MULTI-TASKERS

Some tools are designed for a specific task; others satisfy multiple needs. If you



keep one of these versatile tools handy, you may find it easier to accomplish tasks as they appear, rather than delaying them until later.

The Japanese **Hori Hori Knife** from Clean Air Gardening is one such gadget. It has a sharp, slightly concave stainless steel blade that is great for digging or cutting, and it comes with a sturdy vinyl sheath that you can strap to a belt loop for easy access. It's useful for transplanting,



Sources

Black & Decker, Hunt Valley, MD. (800) 231-9786. www.blackanddecker.com.

Büji, LLC, Chicago, IL. (888) 606-2854. www.bujiproducts.com.

Clean Air Gardening, Dallas, TX. (214) 363-5170. www.cleanairgardening.com.

Gardener's Supply, Burlington, VT. (888) 833-1412. www.gardeners.com.

OXO International, New York, NY. (800) 545-4411. www.oxo.com.

weeding, or cutting through just about anything in your garden.

Another multi-tasker is OXO's **Good Grips® Hand Plow**. As with all the Good Grips tools, the blade is high quality stainless steel and the handle is cushioned to reduce stress. The plow is designed for both striking and pulling, and because the blade and the handle meet at a right angle, sig-



nificant force can be directed to the pointed end with minimal effort. The blade has a serrated edge that makes tearing open bags of mulch a snap and it's sharp enough for cutting roots.

POWER ME UP!

I'm not big on too many power tools, but sometimes a job calls for one. And the Powerful Solutions™ line of rechargeable electric power tools from Black & Decker has some significant advantages over gasoline powered tools. These tools are lightweight and have some neat safety features. The line includes the **18 Volt Cordless Chainsaw** and **Cordless Pole Pruning Saw** that provide excellent power for most gardening tasks but don't sound like a jackhammer or smell like a diesel truck. The battery pack is interchangeable between the tools and batteries last about 150 cycles (usage followed by a recharge) before they begin to degrade



significantly. Used batteries can be recycled at any Home Depot or Black & Decker Service Center.

REDIRECTING RAIN

This year's dry weather has made many of us give extra thought to water conservation. Rain barrels are a great option—and a topic for another issue—but even without a rain collector, water that is often lost as runoff can be redirected to areas in your landscape where it is needed. Clean Air Gardening's **Drought Buster Easy Connect** is a simple plastic box that attaches to a gutter to divert rainwater to a standard hose. An overflow outlet accommodates sudden downpours. Connecting the Drought Buster to a soaker hose in a garden makes good use of every drop of rain. Because the water pressure will be less than from a faucet, you may need to enlarge the holes in the soaker hose with a piercing tool or a 3/16-inch drill bit.



Rita Pelczar is a contributing editor for The American Gardener.

WORLD'S #1 TOP PLANT SUPPLY

#1 PLANT HEALTH EXTRA LIFE
Greatest Guarantee-Offer PROOF Ever
65 YEARS, unchallenged, \$5,000. GUARANTEED to be
World CHAMPION
 #1 Activator, #1 Trans/PLANTER, #1 Extra GROWER, #1 Perfecter
WORLD'S FAIR SCIENCE-MEDAL-WINNING

SUPERthrive™ 50 IN ONE
VITAMINS-HORMONES

USED BY U.S. Department of AGRICULTURE, ARMY, NAVY, AIR, Etc. ALSO BY STATES, CITIES, SCHOOLS, UNIVERSITIES
 RECOMMENDED BY EXPERTS OF TV, RADIO, BOOKS, MAGAZINES, CONFERENCES
 SCIENCE & INDUSTRY ONLY GOLD MEDAL WORLD'S FAIR 1998

NON-FERTILIZER BioUSABLES™ TO ADD TO FERTILIZING for growing
 GUARANTEED As Advertised in Better Homes & Gardens, Landscape Architecture, Horticulture, UNCLE TOM'S CABIN

TOP VALUE Dozens OF THE WORLD'S science MIRACLES IN EACH DROP!
 ESTABLISHED Compound Drop-A-Cup® or Drop-A-Gal™

ADD to any fertilizing
 • SO INSTANT BioUSABLES™
 • NUTRIENT PURE COMPLEXES
 • From Carbon-Hydrogen-Oxygen natural organic crystals
 • Save plants from waiting while trying to make them
 • Unique. Nothing is "like" it.
 SEE TO BELIEVE! HEALTHIER, FASTER plants BEAUTY and CROP yield

ADDED TO 21 FERTILIZERS by 21 Growers

YOU CAN ORDER PINT, QUART, GALLON, or DRUM
 Billions—PROVEN BALANCED ORIGINAL

ADDED TO 18 FERTILIZERS, by 18 Growers



RECOMMENDED BY NEARLY 1000 BOOKS, CONFERENCES, MAGAZINES, NEWSPAPERS, TVs, RADIOS

USED BY

FIVE U.S. DEPARTMENTS TO HELP WIN WORLD WAR II THOUSANDS OF GOVERNMENTS, STATE UNIVERSITIES, LEADING ARBORETTUMS, BOTANICAL GARDENS, PARKS SYSTEMS U.S. STATES AND CITIES IN MULTIPLE-DRUMS LOTS FLOWERING PLANTS SHOW WINNERS — "everywhere" HEALTHY, TOXICS-FREE FOODS GROWERS

UNIQUE. Far easier plant success

① INDOOR PLANTS	To See MORE NEW FLOWERS and LEAVES, HEALTHIER, STRONGER — MORE BEAUTIFUL	
② OUTDOOR PLANTS	To START NEW ROOT AND FOLIAGE ACTION, SHOOTING DOWN, UP and filling-in, sideways	
③ BARE ROOTS	And	
④ FLOWERING	And To GET MORE FLOWERS, LONGER and MORE BEAUTIFUL	
⑤ SEEDLINGS	To PLANT THEM ALL SAFELY, UNIFORMLY — and GROWING MORE STRONGLY	
⑥ TREES TO GET	'TWO YEARS' GROWTH IN ONE'?	
⑦ FRUITING	For EARLIER, HEAVIER, BEARING?	
⑧ BULBS	To START THEM VIGOROUSLY, Beating Soil-rot, Hastening Better BLOOMING	
⑨ SEEDS	To Help GERMINATION Percentage and SPEED EARLIER, BETTER YIELDS, including Vegetables	
⑩ LAWN	To Make QUICKER, deeper, TOUGHER TURF from SEED, SOD, Stolons, Sprigs, HYDRO-seeding	
11 XMAS TREES	17 HYDROSEEDING	22 FLOWERING PLANT
12 REFORESTATION	18 LANDSCAPING	COMPETITIONS
13 HYDROPONICS	19 PROPAGATION	23 INTERIORS CAPING
14 FIELD CROPS	20 ANTI-EROSION	24 CUT FLOWERS
15 BONSAI	21 ENVIRONMENTAL IMPROVEMENT	25 WEATHER DAMAGE
16 TISSUE CULTURE		26 WATER GARDENS

AT CONSCIENTIOUS PLANT DEALERS WORLDWIDE Used, tipped to, and supplied by thousands of conscientious plant-selling firms. On every continent, without salesmen.

REFUSE "just as good," false, cheaply made, unbalancing substitutes — often 99 1/2% water.

NOTHING IS AT ALL "LIKE" SUPERthrive™ 50 VITAMINS-HORMONES

Made in U.S.A. by VITAMIN INSTITUTE (VI)
 12610 Satocoy Street South, North Hollywood, CA 91605
 Website www.superthrive.com

Horticultural News and Research Important to American Gardeners

CHRISTMAS TREE GROWERS GO GREEN

Live trees cut for the holidays have been getting a bad environmental rap in recent years, causing enough people to instead choose artificial ones that growers are taking notice. In an effort to convince consumers that live-cut trees are more eco-friendly than alternatives, two of the largest growers in Oregon, Holiday Tree Farms, Inc. and Yule Tree Farms, have formed the Coalition of Environmentally-Conscious Growers (CECG). At least a dozen other growers are expected to become members in the next several months.

“It is important to dispel the myth that Christmas trees deforest America. The opposite is true,” says John Schudel, co-founder of the coalition and Holiday Tree Farms president. “The coalition serves to educate the nation—informing consumers that Christmas trees are grown on farms and play an important role in protecting and maintaining the environment.”

To this end, the non-profit organization has launched a “Get Real, Go Green” campaign, proclaiming that Christmas tree farms help prevent erosion and run-off; that for every tree cut, at least one is planted; and that when you’re done with a cut tree, it can be used in compost or as mulch, unlike artificial ones.

The CECG will also promote sustainable growing practices such as integrated pest management and soil conservation for the industry through a grower certification program vetted by an independent party. For more information about the founding members, visit www.holidaytreefarm.com and www.yuletreefarm.com.

Another environmentally conscious option is to purchase a containerized live tree that can be planted in the garden after the holidays. For advice on how to take care of a live tree over the holidays, look for a Web special attached to the online version of this article.



Most live Christmas trees on the market come from tree farms like this one in Oregon.

GERANIUM ROZANNE GETS 2008 HONORS

With its long season of bloom from spring till frost, vivid violet-blue flowers, and heat tolerance, it’s no wonder that *Geranium* Rozanne (‘Gerwat’) has been selected by the Perennial Plant Association as the 2008 Perennial Plant of the Year. Introduced in 2000 by Blooms of Bressingham, the plant was initially discovered by Donald and Rozanne Waterer in their garden in Somerset, England, in the late 1980s. It resulted from a chance cross between *G. himalayense* and *G. wallichianum* ‘Buxton’s Variety’.

Geranium Rozanne grows best in full sun to part shade and does well in USDA Hardiness Zones 5 to 8, AHS Heat Zones 12 to 2. Growing up to 20 inches tall and three feet wide, it makes a good ground-



Geranium ‘Rozanne’

cover for the front of beds and borders. “Should plants become ragged from heat or moisture stress in August,” advises Adrian Bloom of Blooms of Bressingham, “shear old foliage back to three inches above ground to rejuvenate growth for a long fall of color.” Learn more at www.geraniumrozanne.com.

PLANTS GO HIGH TECH TO TALK BACK

If you’ve been known to talk to your



Botanicalls inventors, clockwise from left, Ron Faludi, Rebecca Bray, Kate Hartman, and Kati London, mix technology and horticulture with a healthy dash of humor.

plants, now you can hear plants talk back, thanks to four enterprising graduate students at New York University. The students invented a system, dubbed Botanicalls, that enables plants to make a telephone call to their caretaker when they need human intervention.

When sensors detect that the plant requires water or more light, a message is sent via a radio signal to the Internet, which communicates with an open source telephone system to generate a call. When the call is answered, a pre-recorded message informs the caretaker of the plant's needs. After the particular need has been met, the Botanicalls system even allows the plant to politely make a call to express gratitude.

So far, a small collection of houseplants such as spider plant, prayer plant, and pothos are part of Botanicalls. "Because the project is meant to educate people about the habits and needs of plants so that they might better understand how to care for them," the students gave the different plants voices that correlate to each plant's botanical characteristics. As part of this ed-

ucational effort, people can also call in to Botanicalls and be connected to the different plants to learn more about them.

Currently, the students are working on a do-it-yourself kit and enabling the plants to talk to one another. To learn more, visit www.botanicalls.com.

EXCELLENCE AWARDS FOR THE HORTICULTURE INDUSTRY

For nearly two decades, the trade magazine *Greenhouse Grower* has presented its Medal of Excellence Awards to "talented



Goldsmith Seeds' *Catharanthus roseus* Cora™

individuals and visionary companies that have played significant roles in the global floriculture industry's history and that are shaping the industry's future with groundbreaking new varieties and innovative marketing programs."

This year, *Catharanthus roseus* Cora™ developed by Goldsmith Seeds took two of the five awards given—the Industry's Choice for Breeding as well as the Reader's Choice award. After 18 years of development, this new Madagascar periwinkle series boasts superior disease resistance, heat tolerance, and large flowers. Available in spring 2008 in six colors and a mix, Cora thrives in full sun and grows up to 16 inches tall and two feet wide.

Other winners were the Perennial Plant Association (Industry Achievement), Novalis (Marketer of the Year), and Blutopia and Snowtopia bacopas from PanAmerican Seed (Editor's Choice for Breeding).

EFFICACY OF ECHINACEA SUPPLEMENTS

A recent study by researchers at the University of Connecticut adds new fuel to the back-and-forth debate regarding the

Chapel Valley
Landscape Company

For 40 years, distinctive, award-winning landscapes have been the hallmark of Chapel Valley Landscape Company's commitment to creativity, quality and service. We design, install and maintain landscapes that make a positive first impression. Call us today to discuss your plans using our comprehensive landscape services.

Chapel Valley
Landscape Company

Maryland 410.442.2310 | Virginia 703.406.0802 | Washington, D.C. 301.924.5400
www.chapelvalley.com

"THAT'S ONE SMART GARDEN!"
- Carol F., Greenwood IN

Join the 1000's of gardeners who praise the EarthBox

- **SO SIMPLE**
There's no digging, weeding, or guessing. The EarthBox grows automatically - year after year.
- **WORKS ANYWHERE**
Your deck or patio - even the back forty! All you need is sunlight for fresh vegetables and herbs.
- **MORE PRODUCTIVE**
The EarthBox out produces any gardening method - with less water, less fertilizer and less care.
- **100% NATURAL**
No chemicals or expensive hydroponics. The EarthBox grows healthy produce, the way nature intended.

"My brother has 14 tomato plants, I out produce him with just three." - Jim N., Scranton PA
"It's simply the Easiest Garden Ever Developed!"
- Gil Whittan, Host, The National Lawn and Garden Show

ONLY \$37.95 + \$6.95 S&H
Call NOW To Order 1-888-502-7336
Or mail your check to:
1300 Meylert Avenue, Scranton PA 18509

effectiveness of the herbal supplement echinacea in the prevention and treatment of the common cold.

Typically derived from the roots or above-ground portions of coneflowers such as *Echinacea angustifolia* or *E. purpurea*, these supplements are widely believed to stimulate the immune system, reducing the chances of catching a cold. Several studies in Europe have indicated that use of *Echinacea* supplements also may reduce the duration and/or severity of cold symptoms.



A recent University of Connecticut study on the efficacy of echinacea to treat the common cold contradicts previous findings.

The Connecticut researchers examined results of 14 studies and reported their findings in September's issue of *Lancet: Infectious Diseases*. They found that use of *Echinacea*-based products decreased the odds of developing the common cold by 58 percent and reduced the duration of a cold by 1.4 days.

These findings contradict the results of a 2005 study published in the *New England Journal of Medicine*, which concluded that extracts from the roots of *Echinacea angustifolia* do not result in a statistically significant reduction of cold infection or symptoms.

UPDATE ON DISAPPEARING HONEYBEES

Entomologists across the country are working to discover the cause of a disease of honeybees known as colony collapse disorder (CCD), first recognized in 2006, though similar cases have been observed since 2004. The main symptom is that all or nearly all adult bees abandon a hive, leaving no dead bees behind. Last winter, honeybee hive losses from CCD occurred in 23 percent of beekeeping op-

PEOPLE and PLACES in the NEWS

In Memoriam: Judith D. Zuk, Botanic Garden Executive

Judith D. Zuk, president emeritus of Brooklyn Botanic Garden (BBG) in New York, died at the age of 55 on September 1, 2007 after a long battle with breast cancer. During her 15-year tenure as president from 1990 to 2005, Zuk guided the BBG through the renovation and expansion of many of its gardens, enhanced its educational and scientific programs, and oversaw the development of its master plan.



Zuk graduated summa cum laude from Rutgers University with a botany degree in 1973. She was then accepted into the highly competitive Longwood Graduate Program, earning a Master's degree in Public Garden Administration through the University of Delaware. Following

a year in England studying landscape design on a Garden Club of America fellowship, she started as an education coordinator in 1977 at the Scott Arboretum of Swarthmore College in Pennsylvania. She became the arboretum's director in 1983, leaving the position in 1990 to lead the BBG.

Additionally, Zuk served on the boards of the American Association of Botanical Gardens and Arboreta (now the American Public Garden Association) and Botanic Gardens Conservation International. She was the co-editor-in-chief of the first edition of the *American Horticultural Society A-Z Encyclopedia of Garden Plants*, published in 1997.

Zuk's many accolades include the Arthur Hoyt Scott Medal and Award from the Scott Arboretum in 1998, the Medal of Honor from the Garden Club of America in 2004, and the American Horticultural Society's Professional Award in 2004. Upon her retirement in 2005, the BBG named *Magnolia 'Judy Zuk'*, a hybrid developed at the garden, in her honor.

Monrovia Enlists Plantsman Dan Hinkley to Develop New Plants

Dan Hinkley, an award-winning plantsman and writer best known as cofounder and former owner of Heronswood nursery and garden in Kingston, Washington, will act as an advisor for the new plants team at Monrovia, a wholesale nursery business headquartered in California. With his extensive plant-hunting experience, Hinkley will help assess Monrovia's current plant evaluations as well as seek out additional plants to trial in an effort to discover new varieties.



"As Dan is out and about on his travels," explains Nicholas Staddon, Monrovia's director of new plants, "he'll be looking for new plant material for us, especially varieties or genera that Monrovia hasn't grown before."

Hinkley will also help train Monrovia's sales team on the attributes of each kind of plant the company grows.

Additionally, Hinkley will be speaking on behalf of Monrovia at several upcoming horticultural events next year, including the Philadelphia Flower Show and the Northwest Flower & Garden Show.

erations in the United States; some beekeepers reported losses of 30 to 90 percent of their hives.

Recently, a team led by researchers from USDA's Agricultural Research Service, Columbia University, and Penn State University discovered a strong cor-

relation between CCD and a virus called Israeli Acute Paralysis Virus (IAPV). Although no direct causal relationship is apparent, the prevalence of IAPV genetic material in CCD infected bees indicates a significant relationship between the virus and CCD.

Other potential causes of CCD that researchers are studying include new or reemerging pathogens, pests, or parasites, environmental or nutritional stress, and pesticides. Early evidence indicates that a combination of such causal agents may be at work. A factor that may help pin down the cause or causes of CCD is that the incidence of the disorder in the United States coincided with the importation of bees from Australia, which began in 2004.

Furthermore, certain pests of honeybees—such as the varroa mite, which is present throughout the mainland United States but not in Australia—suppress the immune system of bees, making them more susceptible to other pests or diseases. The varroa mite is also a vector of IAPV.

GREEN INDUSTRY SALES MIXED FOR 2006

According to the U.S. Department of Agriculture's *Floriculture & Nursery Crops Yearbook*, released in September, "overall consumer demand was weakened by higher energy and food prices in 2006." However, total sales of greenhouse and nursery crops in 2006 still increased by

\$52 million from 2005. Though sales quantities for many of these crops dropped from the year before, prices increased. For example, the number of potted flowering plants sold dropped by seven percent, but their wholesale prices increased by five percent.

As for domestic cut flowers, the report notes that sales were up by one percent from 2005, while prices increased by four percent. Although cut flowers such as roses, gladioli, and irises experienced lower sales in 2006, tulips, gerbera daisies, orchids, and lilies continued on their upward sales trend. Domestic producers of these flowers face competition from imported flowers from South America, which accounted for 67 percent of cut flower consumption in the United States.

WEEDS GONE WILD CALENDAR

If you're in need of a calendar for next year, how about one that features some wet and wild "stars?" Not the bikini-clad Hollywood ones, but rather some invasive aquatic plants presented with a tongue-in-cheek movie poster theme. Each month

shows a species with a fictitious monster movie headline that emphasizes the plant's aggressive tendencies. For example, February features *Myriophyllum aquaticum* in "Parrot's Feather from the Black Lagoon," and September announces "Invasion of the Alligator Weed" starring *Alternanthera philoxeroides*. The calendar may be downloaded from www.nps.gov/plants/alien/pubs/calendar.htm.



Produced with a different theme each year by the Plant Conservation Alliance's Alien Plant Working Group (APWG), the calendar is one way the organization educates the public about invasive plant species. The APWG's mission is to "promote the conservation and restoration of native plants and natural ecosystems by preventing the use and introduction of invasive species and by removing invasive plants from natural areas."

Written by Assistant Editor Viveka Neveln and Contributing Editor Rita Pelczar.

Grow Your
Service
Business



With America in Bloom



Communities entered in America in Bloom install and maintain more landscapes. Make America in Bloom Your Business!



www.americainbloom.org

Homestead Gardens
Because Life Should Be Beautiful



743 West Central Ave (Rte. 214) Davidsonville, MD 21035
410/798-5000 410/956-4777 301/261-4550

Lady Bird Johnson: Her Vision Reflected in America's Roadsides

by Bonnie L. Harper-Lore



LADY BIRD JOHNSON died on July 11 at the age of 94, but her legacy lives on for future generations to enjoy in the landscaping along America's roadways.

As a child growing up in Texas, Mrs. Johnson learned to love the natural beauty of the landscape around her home. Her determination to preserve the natural landscape and share it with others launched her on a lifelong crusade that resulted in the 1965 Highway Beautification Act, among many other significant achievements. "America's highway system has lost a passionate ally in Lady Bird Johnson who worked to expand the role of green space along our nation's roads," noted J. Richard Capka, the administrator of the Federal Highway Administration (FHWA). "She created a balance between transportation projects and environmental sensitivity that remains with us today."

Both Mrs. Johnson and her husband, President Lyndon Baines Johnson, saw the highway system as a means to preserve America's natural beauty. Mrs. Johnson

was especially excited that three cents of each dollar spent were allocated for acquisition and maintenance of natural areas adjacent to the highway. The tangible results of that foresight are the scenic overlooks, rest areas, and state entrances that help underscore each state's regional beauty and identity. "Wherever I go in America, I like it when the land speaks its own language in its own regional accent," she said.

But by 1986, she was disappointed with the lack of success by state DOTs to restore and protect the natural beauty of roadways, specifically with native wildflowers and grasses. Later that year—with the help of an old friend, Senator Lloyd Bentsen Jr.—she affected an amendment to the Transportation bill of 1987. That amendment, the Surface Transportation and Uniform Relocation Assistance Act (STURAA), required that

one-quarter of one percent of the funds expended for Federally-aided highway landscaping projects be used to plant native wildflowers.

Later, Mrs. Johnson came to regret the loose use of the term "wildflowers" because it evoked an expectation that roadside crews could not afford to deliver. When she spoke of wildflowers, she was thinking of the black-eyed Susans, violets, and dogwood blossoms she eagerly sought out on childhood walks. But without a clear definition of "native wildflowers" in the STURAA, state DOTs planted what was readily available in the 1980s. What the public got was acres of poppies, cosmos, and oxeye daisies—all naturalized European garden flowers that required high maintenance and annual replantings to look good—rather than the hardier native species that characterize each state's natural heritage.

Mrs. Johnson agreed with the 1994 native wildflower guidelines established by FHWA, which included a revised definition of native wildflowers as the forbs and grasses that "occur naturally in a particular region, state, ecosystem, and habitat without direct or indirect human actions." Therefore naturalized plants are not considered native for planting purposes.

It is the goal of the FHWA's Vegetation Management Program to continue to reflect Mrs. Johnson's desire for conservation of America's natural beauty far into the future. It will do so by using the 12 million acres of green space it manages to showcase the beauty of native wildflowers. These roadside areas are refuges of biodiversity, havens for endangered species, and preserves of natural beauty that you may glimpse on a daily commute, a weekend drive, or a cross-country vacation. As you enjoy them, remember the great woman whose foresight made this possible. 🌻

Bonnie Harper-Lore manages the FHWA's Vegetation Management Program.

Lady Bird and Lyndon Johnson in a wildflower field near their home in Stonewall, Texas, 1968



**You don't have to choose between
a healthy lawn and a healthy family.**

Why risk exposing your family to the potential health risks associated with unnecessary lawn chemical use? NaturaLawn® of America's environmentally friendly approach creates a green lawn quickly, more naturally, and with fewer weeds. We know a one-size-fits all chemical program is simply not a safe approach. That's why we customize a formula that's right for your lawn. Working with nature, not against it, NaturaLawn of America strengthens your lawn's root system by building the soil to help give you a healthy green lawn that stays that way.

Call 800-989-5444 and we'll show you that our service is as superior as the lawns we create.

**NaturaLawn of America, the safer way to a healthy lawn.
Find out more at www.nl-amer.com.**



THE LEADER IN ORGANIC-BASED LAWN CARE™

www.nl-amer.com

© 2007. NaturaLawn of America, Inc. All rights reserved. A division of NATURLAWN® Services & Products.
Each office independently owned and operated. For permission to reproduce this piece, call 800-989-5444.

GIFTS FOR THE GARDENER

With the holidays approaching, the following items make perfect gifts for the gardeners in your life—or even for yourself.



American Horticultural Society Membership

AHS memberships make great gifts for the gardeners on your holiday list. And for a limited time, get three memberships for the price of two—a \$105 value for only \$70. Membership benefits include six issues of *The American Gardener*, free or reduced admission to hundreds of botanical gardens and flower shows across the country, participation in the AHS's Annual Seed Exchange, and access to the new online seminars. Offer ends December 7. (800) 777-7931. www.ahs.org.

Country Compost Crock

Collect kitchen food scraps for the backyard compost bin in this glazed ceramic crock. It is dishwasher safe and comes with two charcoal filters to trap odors. \$29.95 from Gardener's Supply Company. (800) 427-3363. www.gardeners.com.



Seed Keeper

This clever notebook fits on a bookshelf and safely stores all your seeds for next season. It includes six plastic sleeves (enough to hold 36 seed envelopes), 20 seed envelopes, and a detailed seed information sheet. Available for \$33.50 from Lee Valley Tools, Inc. (800) 871-8158. www.leevalley.com.





Root of the Earth Basket

Perfect for a centerpiece, a fruit bowl, or potpourri, this unique wooden basket is hand-carved from the discarded root balls of Chinese fir trees. It measures approximately 10 inches tall and 13 inches wide. \$79 from VivaTerra. (800) 233-6011. www.vivaterra.com.



Recycla Bowls

These bulb kits look great, are leak resistant, and feature 100 percent recycled fiber containers made from post-harvest straw, recycled newspaper, and corrugated cardboard. Select from tulip, paperwhite narcissus, or amaryllis bulbs. Priced from \$21.50 to \$26.75 at Potting Shed Creations. (800) 505-7496. www.pottingshedcreations.com.

Neuton® Mower

Mow a small lawn easily and quietly (and emission free) with the Neuton Cordless Electric Mower that runs for up to one hour on a single charge. Features include a security key, mowing height adjustments up to three inches, 14-inch mowing width, side discharge or rear bagging for clippings, two-year warranty, and optional kits for mulching and edging. \$344 from Dr. Power Equipment. (800) 798-2921. www.drpower.com.



Hand-Blown Glass Fountain Kit

This two-foot-tall glass fountain arrives ready to install in your pond or even a container. Available in blue or pink, the kit comes complete with a tripod fountain stand, copper pipe, water pump, plastic tubing, and 13- to 16-inch glass fountain top. Retail for \$185 from Garden Artisans. (410) 672-0082. www.gardenartisans.us.

Recommendations for Your Gardening Library

1001 Gardens You Must See Before You Die

Rae Spencer-Jones, general editor. Barron's Educational Series, Inc., Hauppauge, New York, 2007. 960 pages. Publisher's price, hardcover: \$34.99.

UNDER THE GUIDANCE of General Editor Rae Spencer-Jones, formerly with *Gardens Illustrated* magazine, a team of more than 70 contributors from around the world helped to compile this useful guidebook aimed at globetrotting gardeners. From the much-celebrated gardens at France's Château de Versailles to the miniscule garden created by Celia Thaxter in Appledore, Maine, this book is an impressive compendium you'll want to consult when planning your next trip.

The book is organized from east to west and north to south, starting with North America and ending with a section on islands. When trying to find gardens in the United Kingdom, I found it confusing to go from Estonia to Scotland to Denmark and Lithuania and then back to England, with Wales following Germany and Poland, rather than alphabetically. However, an index does list gardens by country.

Succinct entries highlight each garden's best features. One I found particularly compelling is editor Erica Hunningher's description of the Dhobi Mahal palace in Rajasthan, India. Even though it is filled with weeds, the garden and "the whole crumbling complex offer a fascinating glimpse of Mughal grandeur."

Each entry also contains a short list of useful information: the garden's size, location, climate zone, owner, and main style, whether 20th century modern or 14th century Moorish. The garden designer or designers are also listed and stunning photographs accompany many entries.

The guide is heavy on British gardens—more than 50 in Scotland and Wales alone, 240-plus in England. In the United States, just over 100 gardens are listed, and there are some glaring omissions: the U.S. Botanic Garden and National Arboretum in Washington, D.C., for example.

Nevertheless, this is an indispensable book for the garden aficionado. At more than 900 pages, it's a little too cumbersome to drag around in a suitcase or tote bag, but still a very welcome addition to the garden travel guide genre.

—Jane Berger

Jane Berger is a landscape designer based in Washington, D.C., and publisher of www.gardendesignonline.com.

Conifers for Gardens: An Illustrated Encyclopedia

Richard L. Bitner. Timber Press, Portland, Oregon, 2007. 424 pages. Publisher's price, hardcover: \$59.95.

THE WAIT IS OVER for conifer enthusiasts worldwide: a book that includes detailed species and cultivar information, cultural details, and lots of color photographs has finally arrived. Richard L. Bitner compiles all this and more in *Conifers for Gardens: An Illustrated Encyclopedia*, a book that will surely find a home on the bookshelves of novices and experts alike.

Bitner's extensive knowledge of conifers and his matter-of-fact writing style make the reading fluid and the subject easy to understand. In the introduction, he gives an overview of conifer biology, landscape use, origin of names and cultivars, and pests and diseases. The encyclopedic listings of conifers follow, alphabetized in a clear and logical manner by genus, then species, and then cultivar.

Each entry contains detailed species and cultivar descriptions, including origin, habit, cultural requirements, ornamental characteristics, potential landscape uses, and even ethnobotanical uses and wildlife significance. The book is illustrated with 1,550 color photographs taken by the author in gardens, arboreta, and nurseries in the United States and Europe. For many entries, close-up photos of foliage, cones, and bark are included.

A helpful appendix includes a quick reference guide to conifer taxonomy and conifer selection, providing multiple choices to consider whether selecting a plant for foliage, habit, or cultural requirements. Another appendix lists gardens in the United States, Canada, and Europe that Bitner recommends for viewing conifers. On top of that, there's a 10-page index that includes all cultivars, common names, and pests and diseases of the plants listed in the book.

"Perhaps more than any other group of plants, conifers are selected without much thought and inappropriately placed in the home landscape," observes Bitner. "They are often considered merely utilitarian, low-maintenance shrubs to situate next to a building to hide its foundation." This book is a testament to the fact that conifers are far more versatile, offering gardeners a "varied palette of forms, colors, and textures" and year-round interest.

—Jessica Arcate

Jessica Arcate is curator of trees and shrubs at The New York Botanical Garden, where she is responsible for the maintenance and development of the woody plant collections.

Sunset Western Garden Book

Kathleen Norris Brenzel, editor. Sunset Publishing Corporation, Menlo Park, California, 2007. 768 pages. Publisher's price, softcover: \$34.95.

WITH ITS LATEST RELEASE, the *Sunset Western Garden Book* retains its position as the "bible" for gardeners west of the Rockies. First published 70 years ago, the ensuing eight editions trace the evolution of the western garden, reflecting a region-wide emphasis on outdoor living and, now, an accelerating interest in earth-friendly practices.



The *Western Garden Book* is best known for its encyclopedia of plants grown in the West. Symbols, codes, and succinct descriptions of more than 8,000 plants fill more than 500

pages. With each edition, the editors make the wrenching decision to eliminate a number of plants to make room for new introductions that have entered the trade since the previous edition.

Because of increasing concerns about water in the West, each plant is coded for its particular needs. In this new edition, the illustrations for each plant have been made larger and, thus, more helpful. The book includes lists of plants grouped by type and purpose, all keyed to the encyclopedic listings.

What sets the *Western Garden Book* apart from other gardening encyclopedias is its presentation of regional climate zones. For several decades, the Sunset staff has researched meteorological records, maintained first-hand observations, and communicated directly with horticulturists throughout the West to document yearly temperature ranges and extremes (not just winter lows), average annual rainfall amounts and seasonal patterns, humidity, ocean versus continental influences, wind patterns, and prevalence of sunlight.

The result has been a continuous refinement of the 24 carefully delineated climate zones in the West—from coastal to mountain, temperate rainforest to desert; additional zones apply to Alaska and Hawaii. The encyclopedia listings note the zones in which each plant is dependable, providing a useful aid for reliable plant selection for western gardens.

Such a tome could easily become impersonal and stale, but the editors have avoided those pitfalls with appealing graphics, superb photography, and a clear organization of the material, all backed by solid horticultural advice for gardening in the—mostly—arid West. New to this edition are personal recommendations or how-to tips from more than 30 individuals known for their expertise in Western gardening.

—Richard G. Turner Jr.

Richard G. Turner Jr. is the editor of Pacific Horticulture, the magazine for West Coast gardeners, and has also edited several books, including Trees of Golden Gate Park and Botanica.



2008 "Gardener's" Calendar

There are 13 prize-winning colors taken by TGOA/MGCA members, including AHS members who are also members of TGOA/MGCA

\$6.95 (\$59.00 for 10) Postpaid

To order: call 515-278-0295 or e-mail mgcamb@dw.com

The Gardeners of America/ Men's Garden Clubs of America

Box 241, Johnston, Iowa 50121-0241

(515) 278-0295

www.tgoa-mgca.org

Pacific Horticulture

The magazine for West Coast gardeners . . .
and plant enthusiasts everywhere.



Bob Wigand

If you enjoy reading about gardening as much as you enjoy gardening, then we invite you to subscribe now and join the growing community of readers passionate about plants, gardens — and *Pacific Horticulture!*

\$28 per year for four glorious, full-color issues.

Send a check for \$28 to
Pacific Horticulture

PO Box 485

Berkeley, CA 94701.

Or call 510/849-1627

to charge to MasterCard or Visa.

www.pacifichorticulture.org



Books for Young Readers

SEVERAL GARDENERS I know became interested in plants at a young age, usually thanks to a parent, teacher, or other mentor. I can probably attribute my own horticultural beginnings to my mother, who would tell me the names of all the plants in our garden and help me sprout an avocado seed from time to time when I was little. The storybooks my father would read to me at bedtime also helped to kindle my interest in plants and nature. Several of my favorites, such as *The Tale of Peter Rabbit* by Beatrix Potter, are named on the “Growing Good Kids—Excellence in Children’s Literature” Book Award Program’s “Classics” list of the 40 best books published in the last century. More wonderful books arrive every year—here are a few recently published examples.

Where would gardens be without earthworms? *Wiggle and Waggle* (Charlesbridge, 2007, \$12.95) by Caroline Arnold and illustrated by Mary Peterson celebrates these little critters in an endearing way that children will dig (pun intended). Divided into five short chapters, this book follows two worms as they industriously tunnel around in a garden, making up a song to make the work go faster. Then the duo takes a day off to enjoy a picnic of bug juice, dirt rolls, and mud pie, followed by a swim in a

puddle left by a passing shower. A page at the end of the book explains in simple sentences how worms help plants grow and includes a few “fun worm facts,” such as mentioning that the longest worms in the world grow up to 22 feet.

Here We Go ‘Round the Mulberry Bush by Iza Trapani (Charlesbridge, 2006, \$6.95) stars some other critters that are perhaps less endearing to gardeners than earthworms, but will certainly charm young readers. Set to the children’s song of the same name as the book, the stanzas tell the story of a gardener’s efforts to keep a succession of marauders out of her vegetable patch. Rabbits, mice, groundhogs, deer, and raccoons all make an appearance, munching and crunching

their way through the pages with gusto. This forces the gardener to perfect her fence again and again with equal determination until at last she can only shrug and try to share. The colorful and sometimes intricate watercolor illustrations further bring this wild goose chase to life.

“Trees can be a part of our childhood memories, often growing up along with us,” notes Dar Hosta, in her inspiring new



picture book, *If I Were a Tree* (Brown Dog Books, 2007, \$17.95). She asks her readers to leap into the bark of a tree, imagining with her what life would be like. Her arboreal world consists of trees that provide flowers in the spring, cool shade in the summer, and a brilliant autumn show. Trees with sweet gifts such as apples, pears, and cherries make an appearance, too, along with those that provide homes for wildlife, all illustrated by Hosta’s beautiful, color saturated collages. The final collage takes a more direct educational bent, naming the parts of a tree such as sapwood and crown, and listing a few facts about trees.

I Heard It from Alice Zucchini (Chronicle Books, 2006, \$15.95), written by Juanita Havill and illustrated by Christine



Davenier, offers 20 poems—some rhyming and some free verse—that make even ordinary garden happenings seem magical. Words and watercolors whimsically depict planting seeds in the spring, a scarecrow in the vegetable patch, picking carrots, and a summer storm, for example. One imaginative poem, called “The Pumpkin’s Revenge,” fills in the back story about Cinderella’s pumpkin—ridiculed by other vegetables for its ugliness until the Fairy Godmother turns it into a carriage. Rather than turning back into a pumpkin, it remained a carriage and ended up in a Paris museum.

For a slightly older crowd, *Jackson Jones and the Curse of the Outlaw Rose* by Mary Quattlebaum (Delacorte Press,



2006, \$14.95) is a chapter book for ages eight through 12, though adults may even enjoy this humorous, well-written tale. In this third and final installment of the Jackson Jones series, 11-year-old Jackson takes a cutting from a rose in a graveyard and gets caught up in a spooky series of events that revolves around the community garden he frequents. A colorful cast of characters, including his plant-loving mother, his best friend Reuben, and

Mr. Kerrig—who got Jackson into the whole rose-wrangling mess in the first place—helps him set things right again.

—Viveka Neveln, Assistant Editor

Protecting One of Your Most Valuable Assets



Soil is the Key

When working with landscape trees and shrubs, the most important component of health is the soil. It is estimated that 80% of the problems related to landscape plantings originate with soil issues. That includes pest problems! Because the condition of the soil is so important for your landscape trees and shrubs, The Care of Trees places a major focus on Plant Health Care activities that effect the soil.

Why choose us to care for your trees?

Our arborists are passionate about trees. They understand how much your trees mean to you and are ready to go the extra mile to ensure proper care.

Your trees are living assets that need ongoing care to thrive. The committed, knowledgeable professionals of The Care of Trees can help you protect them for today and for future generations.



Corporate Member



EXCLUSIVE TREE CARE
company of The American
Horticultural Society

SERVING METROPOLITAN CHICAGO,
PHILADELPHIA, NEW YORK CITY,
SAN FRANCISCO AND WASHINGTON, D.C.



Alexandria, Virginia 703.922.8733 www.thecareoftrees.com



REGIONAL HAPPENINGS

Horticultural Events from Around the Country

NORTHEAST

CT, MA, ME, NH, NY, RI, VT

RAP NOV. 23–DEC. 30. **Holly Days! Booked for the Holidays.** Display. Tower Hill Botanic Garden. Boylston, Massachusetts. (508) 869-6111. www.towerhillbg.org.

RAP NOV. 28. **Wreaths from the Wild.** Workshop. Berkshire Botanical Garden. Stockbridge, Massachusetts. (413) 298-3926. www.berkshirebotanical.org.

RAP DEC. 1. **Christmas Wreath Workshop.** Blithewold Mansion, Gardens & Arboretum. Bristol, Rhode Island. (401) 253-2707. www.blithewold.org.

RAP DEC. 1 & 2. **Holiday Bazaar.** Plants, greens, and wreaths on sale. Merryspring Nature Center. Camden, Maine. (207) 236-2239. www.merryspring.org.

RAP DEC. 8. **Fresh Boxwood Tree Construction.** Workshop. Buffalo and Erie County Botanical Gardens. Buffalo, New York. (716) 827-1584. www.buffalogardens.com.

DEC. 8. **Shrubs in Winter.** Class. New England Wild Flower Society and Delta Institute of Natural History. Framingham, Massachusetts. (508) 877-7630. www.newfs.org.

MID-ATLANTIC

PA, NJ, VA, MD, DE, WV, DC

RAP NOV. 23–JAN. 7. **GardenFest of Lights.** Evening display. Lewis Ginter Botanical Garden. Richmond, Virginia. (804) 262-9887. www.lewisginter.org.

RAP DEC. 6. **Della Robbia Wreath Workshop.** Norfolk Botanical Garden. Norfolk, Virginia. (757) 441-5830. www.norfolkbotanicalgarden.org.

RAP DEC. 8–16. **Winter Silhouettes.** Bonsai exhibit. U.S. National Arboretum. Washington, D.C. (202) 245-2726. www.usna.usda.gov.

Looking ahead

JAN. 9–11. **Mid-Atlantic Nursery & Trade Show.** Baltimore, Maryland. www.mants.com.

JAN. 10–13. **Inspirations from the Garden.** Washington Antiques Show. The Omni

Events sponsored by or including official participation by AHS or AHS staff members are identified with the **AHS** symbol.

Events hosted by botanical gardens and arboreta that participate in AHS's Reciprocal Admissions Program are identified with the **RAP** symbol. Current AHS members showing a valid membership card are eligible for free or discounted admission to the garden or other benefits. Special events may not be included; contact the host site for details or visit www.ahs.org/events/reciprocal_events.htm.

Shoreham Hotel, Washington, D.C. (202) 388-9560. www.washingtonantiques.org.

RAP JAN. 16 & 17. **Annual Landscape Design Symposium.** Morris Arboretum at the University of Pennsylvania. (215) 247-5777. www.morrisarboretum.org.

SOUTHEAST

AL, FL, GA, KY, NC, SC, TN

RAP NOV. 23–DEC. 22. **Enchanted Airlie.** Display. Airlie Gardens. Wilmington, North Carolina. (910) 798-7700. www.airliegarden.org.

NOV. 29 & 30. **Great Southern Tree Conference.** Florida Nursery, Growers and Landscape Association and University of Florida. Gainesville, Florida. (407) 295-7994. www.greatsouthernreeconference.org.

RAP DEC. 1. **Holiday Greenery Sale.** Aldridge Gardens. Hoover, Alabama. (205) 682-8019. www.aldridgegardens.com.

RAP DEC. 1. **Rare Plant Auction.** Dinner and auction. Mounts Botanical Garden. West Palm Beach, Florida. (561) 233-1757. www.mounts.org.

Looking ahead

JAN. 18–20. **Southern Gardening Symposium.** Callaway Gardens. Pine Mountain, Georgia. (800) 225-5292. www.callawaygardens.org.

NORTH CENTRAL

IA, IL, IN, MI, MN, ND, NE, OH, SD, WI

RAP NOV. 21–DEC. 2. **Wonderland of Wreaths.** Holiday display and silent auction.

Foellinger-Friemann Botanical Conservatory. Fort Wayne, Indiana. (219) 427-6440. www.botanicalconservatory.org.

RAP NOV. 23–JAN. 6. **Holidays at the Conservatory.** Franklin Park Conservatory. Columbus, Ohio. (800) 214-7275. www.fpconservatory.org.

RAP NOV. 23–JAN. 6. **Wonderland Express.** Holiday display. Chicago Botanic Garden. Glencoe, Illinois. (847) 835-5440. www.chicagobotanic.org.

RAP DEC. 1–31. **Holiday Express.** Flower and model train show. Olbrich Botanical Gardens. Madison, Wisconsin. (608) 246-4550. www.olbrich.org.

RAP DEC. 7–22. **Lights Before Christmas.** Display. Fernwood Botanical Garden & Nature Preserve. Niles, Michigan. (269) 695-6491. www.fernwoodbotanical.org.

SOUTH CENTRAL

AR, KS, LA, MO, MS, OK, TX

RAP THROUGH JAN. 6. **Amazing Chocolate Tree.** Exhibit. Dallas Arboretum and Botanical Garden. Dallas, Texas. (214) 515-6500. www.dallasarboretum.org.

RAP NOV. 23 & 24. **Illuminations.** Luminary display. Botanica, The Wichita Gardens. Wichita, Kansas. (316) 264-0448. www.botanica.org.

RAP NOV. 27. **Gifts from the Gardens.** Workshop. Garvan Woodland Gardens. Hot Springs National Park, Arkansas. (800) 366-4664. www.garvangardens.org.

RAP DEC. 1. **Family Wreathmaking.** Class. Missouri Botanical Garden. St. Louis, Missouri. (314) 577-5100. www.mobot.org.

RAP DEC. 4. **Plants of Christmas: Legends, Lore, and History.** Presentation. Biedenharn Museum & Gardens. Monroe, Louisiana. (318) 387-5281. www.bmuseum.org.

SOUTHWEST

AZ, NM, CO, UT

RAP NOV. 23–DEC. 23. **Las Noches de las Luminarias.** Holiday festival. Desert Botanical Garden. Phoenix, Arizona. (480) 941-1225. www.dbg.org.

The Gardener's EmPowering Tool

With 17 tools in one system, you can get more done faster, and with less hassle. Simply attach the tools to our patented Power Handle or T-Handle, and gardening is literally a snap!

Everything you need for all standing and kneeling gardening activities is within reach, in an easy-to-carry and easy-to-store tool tote. Chrome-plated and made from cold-rolled steel, this is the last garden tool you will ever buy. And it comes with a Lifetime Replacement Guarantee.

That's the power of perfection!



\$99.95

To order, go to www.ahs.org, click on the AHS Marketplace, then click on The Perfect Garden Tool Banner, or call us on **1-866-YOD-TOOL (1-866-963-8665)**

A percentage of the retail price will be donated to your club.



YourOutDoors will donate a portion of the proceeds to non-profit garden clubs throughout the U.S. and to the World Craniofacial Foundation.



A proud Corporate Sponsor of the American Horticultural Society

DEC. 1. **Rainwater Harvesting.** Lecture. Tucson Botanical Gardens. Tucson, Arizona. (520) 326-9686. www.tucsonbotanical.org.

RAP DEC. 1–JAN. 20. **Blossoms of Light.** Holiday display. Denver Botanic Gardens. Denver, Colorado. (720) 865-3500. www.botanicgardens.org.

Looking ahead

AHS JAN. 11–13. **Maricopa County Home & Garden Show.** Arizona State Fairgrounds. Phoenix, Arizona. (602) 485-1691. www.maricopacountyhomeshows.com.

WEST COAST

CA, NV, HI

RAP DEC. 1 & 2. **Holiday Wreath and Centerpiece Sale.** Mendocino Coast Botanical Gardens. Fort Bragg, California. (707) 964-4352. www.gardenbythesea.org.

RAP DEC. 8. **Wintry Wreaths Class.** Workshop. Descanso Gardens. La Canada Flintridge, California. (818) 949-4200. www.descansogardens.org.

RAP DEC. 8. **Wreath-Making Workshop.** San Francisco Botanical Garden at Strybing Arboretum. San Francisco, California. (415) 661-1316. www.sfbotanicalgarden.org.

RAP DEC. 9. **Queen Anne Cottage Open House.** Los Angeles County Arboretum and Botanic Garden. Arcadia, California. (626) 821-3222. www.arboretum.org.

Looking ahead

JAN. 14. **Lessons from Chelsea: International Ideas for Sustainable Gardens.** Lecture. San Diego Horticultural Society. Del Mar, California. (760) 730-3268. www.sdhortsoc.org.

NORTHWEST

AK, ID, MT, OR, WA, WY

RAP NOV. 24–DEC. 31. **Garden d'Lights.** Holiday display. Bellevue Botanical Garden. Bellevue, Washington. (425) 451-3755. www.bellevuebotanical.org.

NOV. 27–29. **Fourth Pacific Northwest Native Plant Conference.** Western Forestry and Conservation Association. Eugene, Oregon. (503) 226-4562. www.westernforestry.org.

RAP DEC. 1. **Greens Galore: Wreaths, Greens, Gifts and Crafts.** Sale. Washington Park Arboretum. Seattle, Washington. (206) 543-8800. www.arboretumfoundation.org.

RAP DEC. 8 & 9. **Winter Festival.** The Oregon Garden. Silverton, Oregon. (503) 874-8100. www.oregongarden.org.

Looking ahead

JAN. 9. **Flora of Seattle in 1850: The Land-**

Stetson University Dons a Native Hat

SINCE 2002, Stetson University in DeLand, Florida, has been “going green” through the Stetson Native Plant Initiative, which “mandates use of only Florida native trees, shrubs, and flowering plants in all campus landscaping,” says Stetson Communications Specialist Gerri Bauer. The entire campus is gradually becoming a native plant showcase as new landscapes are created and existing ones are renovated.



The Vera Lea Rinker Native Plant Garden around the President's House.

This year's largest project, the Vera Lea Rinker Native Plant Garden, surrounds the university President's House with nearly two acres of native trees, shrubs, and perennials. The new garden “illustrates the message that Stetson University fosters landscape values based on access to a healthy and sustainable environment,” says H. Douglas Lee, president of Stetson. In addition to providing a beautiful setting for official university events, it will also serve as a living laboratory for students studying the natural sciences.

Landscape architect Glenn Herbert of Bellomo-Herbert & Co. of Orlando designed the garden, which was funded by the Marshall and Vera Lea Rinker Foundation, a philanthropic organization that focuses on facility renovation and construction. The design, featuring more than 80 trees and hundreds of shrubs, even utilizes reclaimed water for irrigation. Plantings include magnolia and cypress trees, oakleaf hydrangea, Florida anise, blue flag iris, and dune sunflower. Installation started in May of this year and took four months to complete. The only non-native planting is a drought-tolerant zoysia lawn.

Though the garden is private, the university is developing a plan for offering guided tours for the public. For more information about the garden, contact the Stetson University Office of Public Relations and Communications at (396) 822-8920.

—Caroline Bentley, Editorial Assistant

scape Before Urban Development. Northwest Horticultural Society annual meeting and lecture. Seattle, Washington. (206) 527-1794. www.northwesthort.org.

CANADA

RAP NOV. 27 & 28. **Evergreen Design Workshops.** Royal Botanical Gardens. Hamilton, Ontario. (905) 527-1158. www.rbg.ca.

DEC. 1–JAN. 6. **Magic of Christmas.** Holiday festival. Butchart Gardens. Victoria, British

Columbia. (866) 652-4422. www.butchartgardens.com.

DEC. 5. **Holiday Wreaths.** Workshop. VanDusen Botanical Garden. Vancouver, British Columbia. (604) 878-9274. www.vandusengarden.org.

Looking ahead

JAN. 15. **Conifer Workshop.** The Arboretum at University of Guelph. Guelph, Ontario. (519) 824-4120 ext. 52358. www.uoguelph.ca/arboretum.


I Wish for a Wonderful Life



**Adopt a Manatee
this Holiday Season**

Save the Manatee Club
www.savethemanatee.org
1-800-432-JOIN (5646)

Photo © Laura M. Osteen



Coast to coast, our National Forests are national treasures. Yet, they are being devastated by fire as never before.

The Arbor Day Foundation asks for your help in replanting our National Forests. One tree at a time, we'll plant our future.

Visit arborday.org.

See what we're doing. See how you can help.



Arbor Day Foundation

Nebraska City, Nebraska 68410

GARDEN MARKET



CLASSIFIED AD RATES: All classified advertising must be prepaid. \$2.75 per word; minimum \$66 per insertion. Copy and prepayment must be received by the 20th of the month three months prior to publication date. To place an ad, call (703) 768-5700 ext. 120.

ARTISTS WANTED

I-PARK ARTISTS' ENCLAVE in East Haddam, Connecticut is now accepting applications from landscape and garden designers, writers, artists and architects for the 2008 Residency Season. Download an application at <http://www.i-park.org>. E-mail ipark2002@ureach.com or call (860) 873-2468 for more information. Deadline: December 31, 2007.

NEW PLANT DEVELOPMENT

FIND OUT THE MARKET POTENTIAL of your plant discovery. We work in the US, Canada, Europe and Japan. Over 10 Years Experience. Plant Patents Filed. cassy@hortisusa.com or (805) 987-8690.

PLANT LABELS

ENGRAVED BOTANICAL PLANT LABELS

PLANT IDENTIFICATION FOR EVERY GARDEN
FAMILY - GENUS - SPECIES - COMMON NAME

Order @ www.gardenmarkers.com

FAX: 434-975-1627

PLANT LABELS - STAKES - TREE TACKS

TO PLACE YOUR AD HERE,
call our advertising office at
(703) 768-5700 ext. 120.

SEEDS

Jelitto Perennial Seeds

STAUDENSAMEN · PERENNIAL SEEDS · GRAINES DE PLANTES VIVACES

Production · Breeding · Seed Technology

USA Office: 125 Chenoweth Ln. · Suite 301 · Louisville, KY 40207
Phone: (502) 895-08 07 · Fax (502) 895-39 34 · <http://www.jelitto.com> · abush@jelitto.com

German Headquarters: P.O. Box 1264 · D-29685 Schwarmstedt
Phone: 01149-50 71-98 29-0 · Fax 01149-50 71-98 29-27 · www.jelitto.com · info@jelitto.com

**Plant a Row
For The Hungry.**
Garden Writers Association

Call our toll-free number
(877.GWAA.PAR) or
visit our web site at
www.gwaa.org for
more information.

2007 MAGAZINE INDEX



AUTHOR

Baggett, Pam. "Rudbeckias A Golden Touch for Gardens," M/J, 28.

Baxter, Pamela. "Gardening for Good Health," M/A, 25. "A Gem of a Garden," S/O, 23.

Bentley, Caroline. "America In Bloom's 2007 Award Winners," N/D, 12. "Stetson University Dons a Native Hat," N/D, 58.

Burrell, C. Colston. "Woodland Saxifrages," S/O, 34.

Bussolini, Karen. "Winter's Promise," J/F, 24.

Capstack, Courtney. "YourOut-Doors: Creating a Multi-functional Gardening Tool," J/A, 14; "OXO: High-Quality Tools and Community Building," M/J, 14; "Homestead Gardens: A Garden Center that Gives Back," S/O, 13. "Students Get Competitive Edge at PLANET Career Days," M/J, 48. "Widening the Circle," S/O, 14.

Cunningham, Michael. "Exuberant by Design," M/J, 34.

Davis, Janet. "Sheer Intrigue," J/A, 28.

Dryden, Steve. "Havens for Heirlooms," S/O, 38.

Froelich, Christine. "The Cutting Fields," M/J, 24.

Gardner, Jo Ann. "Classic Perennials Updated for Today's Garden," M/J, 18.

Green, Doug. "Virtual Gardening in the Blogosphere," N/D, 19.

Haapoja, Margaret A. "Hawaii's Hidden Jewel: Na 'Aina Kai," N/D, 34.

Harper-Lore, Bonnie L. "Lady Bird Johnson: Her Vision Reflected in America's Roadsides," N/D, 48.

Hill, Bob. "The Legend of Hidden Hollow," J/A, 22.

Howard, Doreen. "Best of the Best," M/A, 21. One on One With... series: "David Barnett, Advocate for Public Gardens and Natural Landscaping," J/F, 42; "Diane Relf: Promoting the Healing Power of Plants," M/A 44; "Roger Swain: TV Personality, Author, Environmentalist," M/J 50.

Hundley, Deane. "Notes from River Farm," M/A, 5; M/J, 5; J/A, 5; S/O, 5; N/D, 5.

Johnson, Kathryn Lund. "Intriguing Dragonflies are Welcome Garden Guests," J/F, 38; "Avoiding the Stranglehold of Dodder," J/A, 46.

Lee, Rand B. "Beguiling Bellflowers," M/A, 35.

Loewer, Peter. "Pleasures of the Evening Garden," J/A, 17. "Winter-Blooming Shrubs," N/D, 22.

Martin, Tovah. "The Fragrant Indoors," N/D, 28

McIntyre, Linda. "Steve Martino: From Heretic to Hero in the Desert Southwest," J/A, 44; "Chris Wiesinger: The Bulb Hunter," S/O, 44.

Neveln, Viveka. "Books for Young Readers," N/D, 54. "Confessions of the Plant-Obsessed," M/A, 56. "The Cypress Mulch Controversy," J/F, 44. "Deane Hundley is New AHS President," M/A, 12. "Do-It-Yourself Garden Project Guides," S/O, 56. "Gardens Around the World," J/F, 56. "Regional Gardening," M/J, 56. "Summer Reading," J/A, 56.

Ottesen, Carole. "Hardy Plants for Cool-Climate Gardens," J/A, 39.

Pelczar, Rita. "Let's Get Organized," J/F, 51. "Understanding Your Soil," M/A, 50. "The Scoop on Shovels, Spades, and Forks," M/J, 52. "Solar Power in the Garden," J/A, 52. "Deterring Deer," S/O, 50. "Cool Tools and Practical Products," N/D, 42.

Price, Susan Davis. "Gulf Coast Recovery," J/F, 29.

Purdy, Kathy. "Colchicums: Autumn's Best-Kept Secret," S/O, 18.

Reich, Lee. "The Art and Science of Espalier," S/O, 28.

Robbins, Heather. "An Intern Project Helps Shape River Farm's Future," M/A, 18. "Horticultural History: A Look Back," J/F, 50. "Mount Auburn Turns 175," J/F, 57. "Winter Garden Classes," J/F, 58.

Rogers, Ray. "Pots for the Garden," J/F, 34.

Sharp, Jo Ellen. "The Ash's Bane," M/A, 40.

Sternberg, Ilene. "New Plants for 2007," J/F, 14.

Wamer, Katy Moss. "Evaluating Beauty One City at a Time for

America In Bloom," N/D, 13. "On the Road with AHS" J/F, 5.

Wetherbee, Kris. "Paths of Discovery," J/F, 20. "Lemon-Scented Herbs," M/J, 40. "Bird-Friendly Winter Gardens," N/D, 14.

Yee, Mary. "One on One with...Dave Whiting," N/D, 44.

SUBJECT

AHS: "2007 Gala a Musical Success," N/D, 8. "2007 Youth Garden Symposium," J/F, 11. "AHS at 'Gardens in Graveyards' Symposium," J/F, 12. "AHS Garden School at Yew Dell Gardens," N/D, 10. "AHS Garden Schools Begin in April," M/A, 8. "AHS Supports Boston Gardens," N/D, 8. "AHS Trip to North Carolina," N/D, 11. "Armitage Hosts New Online Seminars for Members," J/F, 9. "Capturing the Garden Through Photography," J/F, 10. "Deane Hundley is New AHS President," J/F, 8. "Dr. H. Marc Cathey Day," J/F, 9. "Green Garage at the Northwest Flower Show," J/F, 8. "Green Garage® Gets Warm Reception in Seattle," M/A, 8. "An Intern Project Helps Shape River Farm's Future," M/A, 18. "TerraCycle Partners with the AHS," J/F, 10. "OXO Partners with the AHS," M/A, 8. "New AHS Online Lecture Series," M/A, 9. "Magic of Landscapes Symposium," M/A, 10. "AHS Receives ExxonMobil Grant," M/A, 10. "AHS Spring Plant Sale," M/A, 11. "AHS Partners with ASLA," M/A, 11. "Washington Blooms!" M/A, 11. "Exhibits Receive AHS Award at Flower Shows," M/J, 8. "Public Gardens Conference in D.C.," M/J, 8. "New AHS Board Members," M/J, 8. "AHS Gains New Corporate Partner," M/J, 9. "Youth Gardening Symposium Turns 15 in Minnesota," M/J, 9. "Board Member Receives National Recognition," M/J, 10. "First AHS Online Seminar Draws a Crowd," M/J, 11. "Garden Essay Contest Winner," M/J, 12. "AHS Award Winners Honored," J/A, 7. "President's Council Excursion," J/A, 7.

"Fall Plant and Antiques Sale," J/A, 7. "America in Bloom Symposium," J/A, 9. "Eagle Scout Project at River Farm," J/A, 9. "Homestead in the Garden Weekend," J/A, 10. "TGOA Photo Contest," J/A, 10. "Second AHS Online Seminar in May," J/A, 12. "Dr. Cathey Day Lecture," S/O, 8. "AHS Garden School," S/O, 8. "Music in the Garden Exhibit," S/O, 8. "Growing Good Kids Book Awards," S/O, 9. "AHS Receives Grant to Design New Children's Classroom," S/O, 10. "Meadow Continues to Grow," S/O, 10. "Seed Exchange Donation Form," S/O, 11. "Garden Club Bench Dedication," S/O, 11. "Final AHS Online Seminar Set for September," S/O, 12. "AHS Board Member Honored at OSU Gardens," S/O, 12. "River Farm Produce Donated to Food Bank," S/O, 12. "River Farm Landmark Lost," S/O, 12.

AHS Awards: "AHS 2007 Great American Gardeners National Award Winners," M/A, 14. "2007 AHS Book Award Winners," M/A, 17.

All-America Selections: "Best of the Best," M/A, 21.

America in Bloom (AIB): "America in Bloom Symposium," J/A, 9. "AIB's 2007 Award Winners," N/D, 12. "Evaluating Beauty One City at a Time for AIB," N/D, 13.

Annals: "New Plants for 2007," J/F, 14.

Bellflower Relatives: "Beguiling Bellflowers," M/A, 35.

Birds: "The Great Backyard Bird Count," J/F, 48. "Bird-Friendly Winter Gardens," N/D, 14.

Blogs, Garden: "Virtual Gardening in the Blogosphere," N/D, 19.

Book Reviews: *Gardening at the Shore*, J/F, 55. *Native Alternatives to Invasive Plants*, J/F, 54. *The Oxford Companion to the Garden*, J/F, 54. *Seascape Gardening: From New England to the Carolinas*, J/F, 55. *Flower Confidential*, M/A, 54. *Garden Bulbs for the South*, M/A, 54. *Rodale's Vegetable Garden Problem Solver*, M/A, 55. *Encyclopedia of Hardy Plants*, M/J, 54. *The Organic*

Lawn Care Manual, M/J, 54. *The Encyclopedia of Grasses for Livable Landscapes*, M/J, 55. *Burpee The Complete Flower Gardener*, J/A, 54. *Foliage: Astonishing Color and Texture Beyond Flowers*, J/A, 54. *A Pattern Garden*, J/A, 55. *Grow Organic*, S/O, 54. *The Elements of Organic Gardening*, S/O, 54. *The Teeth of the Lion*, S/O, 55. *1001 Gardens You Must See Before You Die*, N/D, 52. *Conifers for the Garden*, N/D, 52. *Sunset Western Garden Book*, N/D, 53.

Books for Gardeners (short reviews by theme): "Books for Young Readers," N/D, 54. "Confessions of the Plant-Obsessed," M/A, 56. "Do-It-Yourself Garden Project Guides," S/O, 56. "Gardens Around the World," J/F, 56. "Regional Gardening," M/J, 56. "Summer Reading," J/A, 56.

Botanical and Public Gardens: Ault Park (Cincinnati) in "Exuberant by Design," M/J, 34. Coastal Maine Botanical Gardens," S/O 23. "Eloise Butler Wildflower Garden," J/A, 59. "Fairchild Designated a Horticultural Landmark," M/A, 48. "Gulf Coast Recovery," J/F 29. "Hawaii's Hidden Jewel: Na 'Aina Kai," N/D, 34. "Mount Auburn Turns 175," J/F, 57. "Stetson University Dons a Native Hat," N/D, 58. "University of Minnesota Landscape Arboretum," M/J, 16.

Buds: "Winter's Promise," J/F 24.

Bulbs: See under *Colchicums*.

Calylophus: "Evening Primroses," J/A, 34.

Children's Gardening: "2007 Youth Garden Symposium," J/F, 11. "Children's Garden Survey," N/D, 11. "University of Minnesota Landscape Arboretum: Celebrating Children," M/J, 16. "Widening the Circle," S/O, 14.

Colchicums: "Colchicums: Autumn's Best-Kept Secret," S/O, 18.

Cold Hardy Plants: "Hardy Plants for Cool-Climate Gardens," J/A, 39.

Conservation: "The Cypress Mulch Controversy," J/F, 44.

Container Gardening: "Pots for the Garden," J/F, 34.

Cut Flowers: "The Cutting Fields," M/J, 24.

Dodder: "Avoiding the Stranglehold of Dodder," J/A, 46. "Dodder Sniffs Out Victims," J/F, 48.

Edible Plants: "Lemon-Scented Herbs," M/J, 40. "New Plants for 2007," J/F, 14. "Ornamental Edibles," M/A, 30.

Emerald Ash Borer: See under *Insects*.

Espalier: "The Art and Science of Espalier," S/O, 28.

Evening Gardens: "Pleasures of the Evening Garden," J/A 17.

Fragrant Plants: "The Fragrant Indoors," N/D, 28. "Pleasures of the Evening Garden," J/A, 16.

Garden Design: "Bird-Friendly Winter Gardens," N/D, 14. "Exuberant by Design," M/J, 34. "Ornamental Edibles," M/A, 30. "Paths of Discovery," J/F, 20. "Pots for the Garden," J/F, 34. "Pleasures of the Evening Garden," J/A 16. "Sheer Intrigue," J/A, 28. "Winter's Promise," J/F 24.

Gardener's Notebook: "An American Garden at the Chelsea Flower Show," S/O 47. "Awards for Cora Madagascar Periwinkle," N/D, 44. "A Billion Trees," J/F, 50. "A Bloomin' Change," M/J, 47. "Arbor Day Poster Contest," J/F, 46. "Beleagued Bees," M/J, 45. "Botanic Garden Executive Judy Zuk Dies," N/D, 44. "Catnip Com-pound Lures Lacewings," S/O, 48. "Celebrating Wildflowers Online," M/A, 48. "Christmas Tree Growers Go Green," N/D, 44. "Cool-Sea-son Grasses Inhibit Transplanted Tree Growth," S/O, 46. "Connecting Kids with Nature," M/J, 46. "Court Orders More Oversight on Transgenic Crops," M/J, 45. "Dan Hinkley Becomes Monrovia Advisor," N/D, 44. "Dodder Sniffs Out Victims," J/F, 48. "Earthworms Help to Plant Seeds," J/F, 46. "Efficacy of Echinacea Supplements," N/D, 44. "Endangered Species Day," M/J, 46. "Farewell to Florastar," S/O, 49. "Garden Crusader Awards," J/F, 46. "Geranium Rozanne named 2008 PPA Plant of the Year," N/D, 44. "Global Warming Impacts Plants," M/A, 46. "Good Taste Overcomes Good Looks," S/O, 48. "Grants for Horticultural Research," M/J, 47. "Great Backyard Bird Count," J/F, 48. "Green Industry Sales Mixed for 2006," N/D, 47. "Meadow Rues for Northern Gardeners," J/A, 48. "New National 'Call Before You Dig' Number," J/A, 48. "Native Plants Design Contest," J/A, 50. "New Online Seed and Fruit I.D. Guide," J/A, 48. "Plants Go High-tech to Talk Back," N/D, 44. "Pledge to Protect Forests," J/A,

50. "Pacific Northwest Conservancy to Preserve Heronswood Property," J/F, 48. "Pesticides Linked to Parkinson's," M/A 48. "Rachel Carson Centennial," M/J, 46. "Return of the Pink Flamingo," S/O, 49. "Safelawn Advocates Natural Lawn Care," J/F, 48. "Securing the Future with a New Seed Bank," S/O, 46. "Stamp of Approval for Pollinators," M/J, 47. "Stellar Stachys for Northern Gardens," M/A 47. "Top Roses for 2007," J/F, 49. "Update on Disappearing Honeybees," N/D, 46. "Virtual Vegetable Problem Solver," J/A, 49. "Weed-Busting Groundcovers," J/A, 48. "Weeds Gone Wild Calendar," N/D, 47. "Wild Magnolias in Jeopardy," J/A, 49. "Zoning Out," M/A, 46

Gardner, Nellie: "The Cutting Fields," M/J, 24.

Gifts for Gardeners. N/D, 50.

Grafting: "The Legend of Hidden Hollow," J/A, 22.

Green Garage®: "Let's Get Organized," J/F, 51. "Understanding Your Soil," M/A, 50. "The Scoop on Shovels, Spades, and Forks," M/J 52. "Solar Power in the Garden," J/A, 52. "Deterring Deer," S/O, 50. "Cool Tools and Practical Products," N/D, 42. "Green Garage, at the Northwest Flower & Garden Show," J/F, 8. "Green Garage® Gets Warm Reception in Seattle," M/A, 8.

The Growing Connection: "Eagle Scout Project at River Farm," J/A, 9. "River Farm Produce Donated to Local Food Bank," S/O, 12.

Growing the Future. "Students Get Competitive Edge at PLANET Career Days," M/J, 48.

Health: "Gardening for Good Health," M/A, 25.

Heirloom Plants: "Havens for Heirlooms," S/O, 38.

Herbs: "Lemon-Scented Herbs," M/J, 40.

Hidden Hollow Nursery: See under *Neubauer*.

Houseplants: "The Fragrant Indoors," N/D, 28.

Hundley, Deane: "Deane Hundley is New AHS President," M/A, 12.

Hurricane Recovery: "Gulf Coast Recovery," J/F, 29.

Insects: "Intriguing Dragonflies are Welcome Garden Guests," J/F, 38. "The Ash's Bane," M/A, 40.

Natural Connections: "Avoiding the Stranglehold of Dodder," J/A, 46. "Intriguing Dragonflies are Wel-

come Garden Guests," J/F, 38.

Neubauer, Harald: "The Legend of Hidden Hollow," J/A, 22.

New Plant Introductions: "New Plants for 2007," J/F, 14.

Notes from River Farm: See under *Hundley in author index*.

Oenothera: "Evening Primroses," J/A, 34.

One on One With. See *Howard, McIntyre, and Yee in author index*.

Online Gardening: See *Blogs*.

Parasitic Plants: See under *Dodder*.

People: Armitage, Allan, J/F, 9; M/A, 48. Barnett, David, J/F, 42. Carson, Rachel, M/J, 46. Cathey, Dr. H. Marc, S/O, 8; J/F, 9. Dane, Arabella, M/A, 10. Doty, Joyce & Ed, N/D, 30. Durie, Jamie, S/O, 48. Flemer, William III, J/A, 50. Gardner, Nellie, M/J, 24. Gray, Melody, M/A 18. Grobman, Svetlana, M/J, 12. Hill, Polly, J/A, 50. Hinkley, Dan, N/D, 46. Johnson, Lady Bird: S/O, 48; N/D, 48. Martino, Steve, J/A, 44. Meyer, Frederick, J/F, 47. Relf, Diane, M/A, 44. Riddle, Don Jr., S/O, 13. Ronayne, Natalie, M/J, 45. Shigo, Alex, J/F, 47. Swain, Roger, M/J, 50. Wiesinger, Chris, S/O, 44. Whiting, Dave, N/D, 40. Zuk, Judy, N/D, 46.

Perennials: "Beguiling Bellflowers," M/A, 35. "Evening Primroses," J/A, 34. "Classic Perennials Updated for Today's Garden," M/J, 18. "Hardy Plants for Cool-climate Gardens," J/A, 39. "New Plants for 2007," J/F, 14. "Rudbeckias: A Golden Touch for Gardens," M/J, 28. "Woodland Saxifrages," S/O, 34.

Pruning Techniques: See *Espalier*.

Roses: "New Plants for 2007," J/F, 14. "Top Roses for 2007," J/F, 49.

Rudbeckia: "Rudbeckias: A Golden Touch for Gardens," M/J, 28.

Saxifraga: "Woodland Saxifrages," S/O, 34.

Shrubs: "New Plants for 2007," J/F, 14. "Winter-Blooming Shrubs," N/D, 22.

Trees: "A Billion Trees," J/F, 14. "New Plants for 2007," J/F, 14.

Vegetables: "New Plants for 2007," J/F, 14. "Ornamental Edibles," M/A, 30.

Winter Gardening: "Winter's Promise," J/F, 24. "Bird-Friendly Winter Gardens," N/D, 14. "Winter-Blooming Shrubs," N/D, 22.

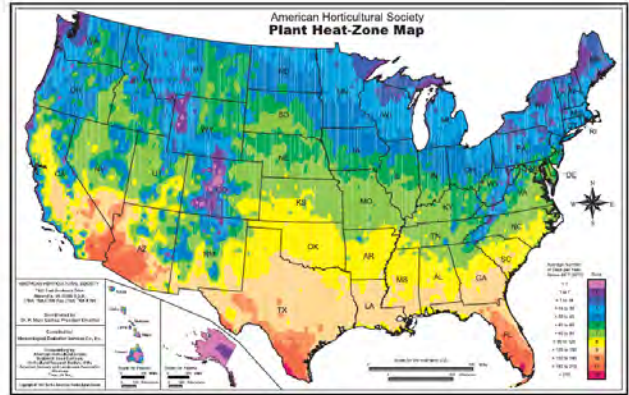
Index compiled by Elaine Lee and Barbara Lockett.

PRONUNCIATIONS AND PLANTING ZONES

Most of the cultivated plants described in this issue are listed here with their pronunciations, USDA Plant Hardiness Zones and AHS Plant Heat Zones. These zones suggest a range of locations where temperatures are appropriate—both in winter and summer—for growing each plant.

While the zones are a good place to start in determining plant adaptability in your region, factors such as exposure, moisture, snow cover, and humidity also play an important role in plant survival. The codes tend to be conservative; plants may grow outside the ranges indicated. A USDA zone rating of 0-0 means that the plant is a true annual and completes its life cycle in a year or less.

To purchase a two-by-three-foot glossy AHS Plant Heat Zone Map for \$9.95, call (800) 777-7931 or visit www.ahs.org.



A-C

Abelophyllum distichum uh-beel-ee-o-FIL-um DIS-tih-kum (USDA Zones 5-9, AHS Zones 9-1)
Aglaia odorata ag-LAY-uh o-doh-RAY-tuh (10-11, 12-9)
Arctostaphylos uva-ursi ark-toh-STAFF-ih-loss YOO-vuh-UR-sy (2-6, 6-1)
Artocarpus heterophyllus ar-toh-KAR-pus het-ur-o-FIL-lus (11, 12-9)
Azara microphylla uh-ZAR-uh my-kro-FIL-luh (8-10, 12-10)
Bismarckia nobilis biz-MARK-ee-uh NO-bil-is (9-11, 12-10)
Bouvardia longiflora boo-VAR-dee-uh lon-jih-FLOR-uh (11, 12-10)
Brunfelsia australis broon-FEL-see-uh aw-STRAY-liss (10-11, 12-8)
Camellia japonica kuh-MEEL-yuh jah-PON-ih-kuh (7-9, 9-7)
C. sasanqua C. sah-SAHNG-kwuh (7-9, 9-7)
Celastrus scandens seh-LAS-trus SKAN-denz (3-8, 8-1)
Chaenomeles speciosa kee-NO-MEH-leez spee-see-O-suh (5-9, 9-1)
Chimonanthus praecox kim-o-NAN-thus PREE-cox (7-9, 9-7)
Codiaeum variegatum var. pictum ko-dee-AY-um vair-ee-uh-GAY-tum var. PIK-tum (min. 55 degrees, 12-10)
Cordyline fruticosa KOR-dih-line froo-tih-KO-suh (11, 12-7)
Cornus alba KOR-nus AL-buh (2-8, 8-1)
C. mas C. MAHS (5-8, 8-5)
C. sericea C. seh-RISS-ee-uh (3-8, 8-1)
Corylopsis pauciflora kor-ih-LOP-siss paw-sih-FLOR-uh (6-9, 9-6)
C. sinensis C. sy-NEN-siss (5-9, 9-2)

C. spicata C. spy-KAY-tuh (5-8, 8-5)
Crateagus phaenopyrum krah-TEE-gus fee-no-PY-rum (4-8, 8-1)

D-G

Daphne mezereum DAF-nee meh-ZEE-ree-um (5-8, 8-5)
D. odora D. oh-DOR-uh (7-9, 9-7)
Erica carnea AIR-ih-kuh KAR-nee-uh (5-7, 7-5)
Fatsia japonica FAT-see-uh jah-PON-ih-kuh (8-10, 10-8)
Fortunella japonica for-tew-NEL-uh jah-PON-ih-kuh (11, 12-1)
Garrya elliptica GAH-ree-uh ee-LIP-tih-kuh (8-11, 12-8)

H-J

Hamamelis x intermedia ham-uh-ME-liss in-ter-MEE-dee-uh (5-9, 9-1)
H. mollis H. MOL-lis (5-9, 9-5)
H. virginiana H. vir-jin-ee-AN-uh (3-8, 8-1)
Harpullia zanguebarica har-POOL-ee-uh zang-wuh-BAIR-ih-kuh (11, 12-10)
Heliotropium arborescens hee-lee-o-TROP-ee-um ar-bo-RES-enz (11, 12-9)
Hoya carnosa HOY-uh kar-NO-suh (min. 55 degrees, 12-8)
H. lacunosa H. lack-yew-NO-suh (min. 55 degrees, 11-8)
H. lanceolata ssp. bella H. lan-see-o-LAY-tuh ssp. BEL-luh (min. 55 degrees, 11-9)
H. longifolia H. lon-jih-FO-lee-uh (8-10, 10-8)
H. obovata H. o-bo-VAY-tuh (min. 55 degrees, 11-9)
H. pubera H. pyew-BAIR-uh (min. 55 degrees, 11-9)
Hydrangea quercifolia hy-DRAN-juh

kwere-sih-FO-lee-uh (5-9, 9-1)
Ilex opaca EYE-leks o-PAH-kuh (5-9, 9-5)
Jasminum nitidum jaz-MIN-um NIT-ih-dum (10-11, 12-7)
J. nudiflorum J. new-dih-FLOR-um (6-9, 9-6)
J. polyanthum J. pah-lee-AN-thum (8-10, 10-8)
J. sambac J. SAM-bak (10-11, 12-9)
Juniperus virginiana joo-NIP-er-iss vir-jin-ee-AN-uh (3-9, 9-1)

K-M

Kolkwitzia amabilis kol-KWIT-zee-uh uh-MAB-uh-liss (4-9, 9-4)
Lonicera fragrantissima lah-NISS-er-uh fray-gran-TIS-sih-muh (4-8, 8-3)
L. nitida L. NIT-ih-duh (6-9, 9-5)
Loropetalum chinense lor-o-PEH-tal-um chy-NEN-see (7-9, 9-7)
Mahonia japonica mah-HO-nee-uh jah-PON-ih-kuh (7-8, 8-7)
M. x media M. MEE-dee-uh (8-9, 9-8)
Melianthus major mee-lee-AN-thus MAY-jer (8-11, 12-8)
Michelia figo my-KEE-lee-uh FEE-go (11, 12-10)
Mitrostigma axillare mih-tree-o-STIG-muh ak-sih-LAIR-ee (11, 11-9)
Mucuna bennettii muh-KYEW-nuh beh-NET-ee-eye (10-11, 11-9)
Murraya paniculata MUH-ray-uh pan-ik-yew-LAY-tuh (9-10, 10-9)
Myrica pensylvanica my-RIH-kuh pen-sil-VAN-ih-kuh (3-6, 6-1)

N-R

Nandina domestica nan-DEE-nuh do-MES-tih-kuh (6-11, 12-4)
Osmanthus fragrans oz-MAN-thuss

FRAY-granz (8-11, 12-8)
Parthenocissus quinquefolia par-then-o-SISS-us kwinq-keh-FO-lee-uh (4-9, 9-5)
Pelargonium crispum peh-lar-GO-nee-um KRIS-pum (10-11, 11-1)
P. limoneum P. lih-MO-nee-um (11, 12-1)
P. parviflorum P. par-vih-FLOR-um (11, 12-1)
P. tomentosum P. toh-men-TOH-sum (11, 12-1)
Primula auricula PRIM-yew-luh aw-RIK-yew-luh (3-8, 8-1)
Rhododendron mucronulatum ro-doh-DEN-dron moo-kron-yew-LAY-tum (5-8, 8-5)

S-Z

Samanea saman sah-MAHN-ee-uh SAH-man (min. 55 degrees, 12-10)
Sarcococca humilis sar-kuh-KOKE-uh HEW-mih-lis (6-9, 9-6)
Stachyurus praecox stah-kee-YEW-rus PREE-cox (7-9, 9-7)
Stenocereus thurberi sten-o-SEER-ee-us THUR-bur-eye (min. 55 degrees, 12-10)
Strongylodon macrobotrys stron-GEE-lo-don mak-ro-BOT-ris (min. 55 degrees, 12-10)
Syzygium malaccense sih-ZEE-gee-um mal-uh-KEN-see (min. 55 degrees, 12-11)
Trachelospermum jasminoides tray-kel-o-SPUR-mum jaz-mih-NOY-deez (8-11, 12-8)
Viburnum farreri vy-BER-num FAR-air-ee (6-8, 8-6)
V. tinus V. TY-nus (8-10, 10-8)
Viola odorata VY-o-luh o-doh-RAY-tuh (6-8, 8-6)
Zingiber spectabile ZIN-jih-bur spek-TAB-ih-lee (9-11, 12-7)

Plants LOVE WORM POOP

NATURAL AND EFFECTIVE FERTILIZER



Without TerraCycle Plant Food™

TerraCycle Plant Food™



TerraCycle Plant Food™

vs

A Leading Competitor

natural ingredients

artificial chemicals

made from waste

not made from waste

rated most eco-friendly

not rated eco-friendly

eco-friendly packaging

conventional packaging

bottles collected by students in the US and Canada

business as usual

TERRACYCLE is available in



WAL★MART





To everything there is a season.

Plants thrive in fall's ideal growing conditions. Gentle rains and cooler soil temperatures rejuvenate summer-stressed plants, preparing them for the winter ahead. You can help, too, by making Osmocote® Smart-Release® Plant Food a regular part of your fall gardening routine. Osmocote® adjusts to changing soil temperatures, so your plants always get just the right amount of nutrition. Maybe that's why passionate gardeners have trusted Osmocote® for 40 years – no matter what the season.

Looking for expert advice and answers to your gardening questions? Visit PlantersPlace.com — a fresh, new online gardening community.