

# The American GARDENER®

The Magazine of the American Horticultural Society

November / December 2012



*enchanting*  
**Witch Hazels**

Solutions for Soggy  
Sites

Nancy Goodwin:  
Southern Plantswoman

Best Boxwood for  
Today's Gardens





extraordinary  
made easy!™



Sienna Sunrise® Heavenly Bamboo  
*Nandina domestica 'Monfar'* PP#14693

Monrovia makes it easy to  
create drama with colorful foliage.

For a stunning hedge of fiery red foliage, plant a row of our exclusive Sienna Sunrise® Heavenly Bamboo. Or place one in a container for a dramatic splash of color in a small garden.

All Monrovia plants are regionally grown in our custom-blended, nutrient-rich soil, giving them a healthy start and ensuring easier, more successful gardening for you. Visit your nearby independent garden center, where you'll find the very best plant selection and excellent service. And it's the only place you'll find our Distinctively Better® plants. Locate a retailer near you at [monrovia.com](http://monrovia.com).

 **MONROVIA**  
[monrovia.com](http://monrovia.com)





# contents

Volume 91, Number 6 · November / December 2012

## FEATURES



- 14 SOLUTIONS FOR SOGGY SITES** BY KRIS WETHERBEE  
Rather than struggling to “fix” seasonally wet garden sites, try these plant and design tips instead.
- 20 RESTORATION OF A JENSEN GARDEN** BY JANET HOMMEL MANGAS  
After discovering the abandoned property they had purchased was designed by the legendary Jens Jensen, an Indianapolis couple restored the garden using Jensen’s original plans.
- 26 ENCHANTING WITCH HAZELS** BY CHRIS STRAND  
Few shrubs pack more punch in the winter landscape than witch hazels, which bear delicate, fragrant flowers on a sculptural frame of bare branches.
- 32 NANCY GOODWIN** BY ANNE RAVER  
Noted writer, garden designer, and plantswoman Nancy Goodwin has created a masterful legacy at Montrose, her North Carolina home and garden.
- 38 BOXWOOD REVIVAL** BY LYNN R. BATDORF  
The availability of new boxwood selections with appealing characteristics has led to a resurgence in popularity for this classic landscape plant.


ON THE COVER: *Hamamelis mollis* ‘Princeton Gold’ blooms in late winter at the Morris Arboretum in Philadelphia, Pennsylvania. Photograph by Rob Cardillo

## DEPARTMENTS

- 5 NOTES FROM RIVER FARM**
- 6 MEMBERS’ FORUM**
- 8 NEWS FROM THE AHS**  
Domestic cruise new addition to travel program, glorious gala at River Farm, take your best shot for photo contests, corporate volunteers help out at River Farm.
- 11 AHS NEWS SPECIAL**  
America in Bloom’s 2012 award winners.
- 12 AHS MEMBERS MAKING A DIFFERENCE**  
Steven Trusty.
- 42 HOMEGROWN HARVEST**  
Sprouts: Fast, Easy, and Delicious..
- 44 GARDEN SOLUTIONS**  
Preparing the garden for winter.
- 46 GARDENER’S NOTEBOOK**  
American Garden Award winners announced, sniffing out emerald ash borers, citizen scientists help gather rainfall data, Bonnie Plants’ cabbage program gets kids gardening, native plants better for supporting local bird populations, Longwood Gardens receives one-millionth visitor, 2012 international designer of the year, new horticulture director for New England Wild Flower Society.  
**Green Garage:** Tools for end-of-season chores.
- 50 BOOK REVIEWS**  
*The Layered Garden: Design Lessons for Year-Round Beauty from Brandywine Cottage* and *A Garden Makes a House a Home*.  
**Special focus:** Miscellaneous titles.
- 52 TRAVELER’S GUIDE TO GARDENS**  
San Diego Botanic Garden.
- 54 GIFTS FOR THE GARDENER**
- 56 REGIONAL HAPPENINGS**
- 58 HARDINESS AND HEAT ZONES AND PRONUNCIATIONS**
- 60 2012 MAGAZINE INDEX**
- 62 PLANT IN THE SPOTLIGHT**  
Poet’s laurel.

From the American Horticultural Society

## A season-by-season guide to a sustainable kitchen garden



### How and when to grow everything you want in your own kitchen garden

- Advice on planning, setting up, and designing your garden
- Expert, earth-friendly techniques for successfully growing and harvesting herbs, fruits, and vegetables
- Suggestions on the best crop varieties for different regions
- A season-by-season guide for bringing the freshest fruits, herbs, and vegetables from garden to plate



#### ALSO INCLUDES...

- Handy charts that tell you when to sow seeds and harvest different vegetables
- Resource list and glossary
- More than 300 color photographs throughout

Paperback, \$19.99 304 pages

Available wherever books are sold.  
To view an excerpt from the book,  
visit [www.ahs.org](http://www.ahs.org).



## AMERICAN HORTICULTURAL SOCIETY

*Making America a Nation of Gardeners, a Land of Gardens*

### Board of Directors

<b>CHAIR</b>	Harry A. Risetto, Esq. <i>Falls Church, Virginia</i>
<b>FIRST VICE CHAIRMAN</b>	Jane Diamantis <i>McDonald, Tennessee</i>
<b>SECOND VICE CHAIRMAN</b>	Mary Pat Matheson <i>Atlanta, Georgia</i>
<b>SECRETARY</b>	Leslie Ariail <i>Alexandria, Virginia</i>
<b>TREASURER</b>	J. Landon Reeve, IV <i>Woodbine, Maryland</i>
<b>IMMEDIATE PAST CHAIR</b>	Susie Usrey <i>Dayton, Oregon</i>
<b>EXECUTIVE COMMITTEE</b>	Henrietta Burke <i>Alexandria, Virginia</i>

Sandra Address *Chevy Chase, Maryland* ■ Sally Spangler Barnett *Jacksonville, Florida* ■ Amy Bolton *Falls Church, Virginia*  
Skipp Calvert *Alexandria, Virginia* ■ Joel Goldsmith *Gilroy, California* ■ Mary Huddleston *Dallas, Texas*  
Shirley Nicolai *Ft. Washington, Maryland* ■ Ed Snodgrass *Street, Maryland* ■ Marcia Zech *Mercer Island, Washington*

<b>EXECUTIVE DIRECTOR</b>	Tom Underwood
<b>PRESIDENT EMERITUS</b>	Katy Moss Warner

### President's Council

The President's Council is comprised of dedicated members whose annual support makes many of the Society's programs possible, from youth gardening activities to horticultural awards programs.

**FOUNDER'S CIRCLE** (\$25,000+) Mr. and Mrs. Klaus Zech ■ Mr. and Mrs. Harry A. Risetto

**CHAIRMAN'S CIRCLE** (\$10,000–\$24,999) Mrs. Leslie S. Ariail ■ Mr. and Mrs. Kurt Bluemel ■ Mr. and Mrs. George Diamantis ■ Mr. and Mrs. Thomas Farrell ■ Mr. and Mrs. Shephard W. Hill ■ Mrs. Shirley Ann Nicolai ■ Ms. Katy Moss Warner

**LIBERTY HYDE BAILEY CIRCLE** (\$5,000–\$9,999) Ms. Amy Bolton ■ Mrs. Elisabeth C. Dudley ■ Mr. and Mrs. Albert Huddleston ■ Mr. and Mrs. Tom Underwood ■ Mr. and Mrs. W. Bruce Usrey

**HAUPT CIRCLE** (\$2,500–\$4,999) Mrs. Sandra L. Address ■ Mr. and Mrs. Robert L. Bogle ■ Mr. and Mrs. Taylor Burke, III ■ Ms. Petra Burke ■ Mr. James R. Cargill, II ■ Ms. Katherine B. Edwards and Mr. John A. Ronveaux ■ Mr. and Mrs. Carl Estes ■ Mr. and Mrs. Don W. Godsey ■ Ms. Amy Goldman ■ Mr. and Mrs. Joel Goldsmith ■ Dr. and Mrs. William O. Hargrove ■ Mrs. Carole S. Hofley ■ Mr. and Mrs. Ken Mountcastle ■ Mr. David D. Parrish ■ Mr. and Mrs. J. Landon Reeve, IV

**COUNCIL MEMBER'S CIRCLE** (\$1,000–\$2,499) Mr. and Mrs. Robert Baillie ■ Mr. and Mrs. Carter Bales ■ Mr. and Mrs. Bill Barnett ■ Mrs. George P. Bissell, Jr. ■ Mrs. Elspeth G. Bobbs ■ Mr. Skipp Calvert ■ Ms. Mary Ann Carey ■ Mr. Hans Edwards ■ Mr. and Mrs. Thomas Eilenberg ■ Mr. Monte Enright ■ Mr. Joseph Errington and Mr. William Pullen ■ Ms. Inger Fair ■ Mrs. Walter S. Fletcher ■ Dr. and Mrs. John A. Floyd, Jr. ■ Ms. Marguerite P. Foster ■ Mrs. Janet Gebler ■ Mrs. Barbara Grant ■ Mr. and Mrs. Richard W. Hanselman ■ Ms. Catherine M. Hayes ■ Mr. and Mrs. Paul and Nancy Hess ■ Mr. and Mrs. Joseph Hixon ■ Ms. Nancy Hockstad ■ Mr. and Mrs. Michael P. Ireland ■ Ms. Stephanie Jutila and Mr. Thomas Seltz ■ Ms. Irene D. Kress ■ Mr. Mike Kunce ■ Mr. Richard Lessans ■ Ms. Carolyn Marsh Lindsay ■ Mr. and Mrs. R. Scott Lyons ■ Mr. and Mrs. Bob J. MacLean ■ Mrs. Dorothy W. Marston ■ Mr. and Mrs. Bill May ■ Mr. and Mrs. Egon Molbak ■ Mr. and Mrs. Peter Morris ■ Mr. James R. Moxley, Jr. ■ Ms. Julie Overbeck ■ Mr. Edward Pasquesi ■ Ms. Allison Porter ■ Mrs. Laura Riddle ■ Mr. and Mrs. Alexander Roe ■ Mr. R. P. Simmons ■ Mr. and Mrs. Charles H. Smith ■ Mr. Ed Snodgrass ■ Mr. Lamar Thompson ■ Mr. Joe Viar ■ Mrs. Angela M. Vikesland ■ Mr. and Mrs. Robert D. Volk ■ Ms. Katherine J. Ward ■ Ms. Elizabeth M. Wehrle ■ Mrs. Dudley B. White ■ Mr. and Mrs. Dennis White ■ Mr. and Mrs. Harvey C. White

**HONORARY PRESIDENT'S COUNCIL** Ms. Louise Fruehling\* ■ Mrs. Enid Haupt\* ■ Mrs. John A. Lutz\* ■ Mr. and Mrs. Bruce Miller\*

\*In memoriam

### Corporate Members

Bonnie Plants ■ The Burpee Foundation ■ The Care of Trees ■ Chapel Valley Landscape Company  
The Espoma Company ■ Homestead Gardens ■ Kurt Bluemel, Inc. ■ Monrovia ■ Osmocote

### Horticultural Partners

America in Bloom Symposium & Awards Program ■ Bellingrath Gardens and Home  
Colonial Williamsburg Foundation Garden Symposium ■ Cox Arboretum MetroPark  
Garden Centers of America ■ The Gardeners of America/Men's Garden Clubs of America  
Great Gardens and Landscaping Symposium ■ The Homestead in the Garden Symposium  
Inniswood Garden Society ■ Oklahoma Botanical Garden & Arboretum

## NOTES FROM RIVER FARM

**W**HAT WOULD the winter holidays be like without plants? Thanksgiving would certainly be less festive without the colorful gourds, pumpkins, cornstalks, and hay bales that are hallmarks of fall and early winter. And what about all the cut greens, wreaths, and trees that deck the halls in December? It's easy to overlook the major part horticulture plays in creating the atmosphere and setting the stage for this season, but its influence can be felt all around us.

For example, it's particularly hard to imagine the holidays without the iconic poinsettia (*Euphorbia pulcherrima*). Yet this plant was once a humble roadside weed



in Central America before the magic of horticulture transformed it into a beloved and ubiquitous symbol of the season. One of the magicians responsible was the late H. Marc Cathey, a former American Horticultural Society (AHS) president. His scientific research helped unlock the mechanisms controlling the bloom time of the plant so that growers could produce the showiest displays at just the right time of year. And one of our annual AHS Great American Gardeners Awards—the Paul Ecke Jr. Commercial Award—honors the man who is credited with popularizing these plants in America.

Winter also offers us a different perspective on our gardens. While gardens in the warmest regions are still active, this tends to be a time when gardeners slow down, take stock, and strategize. How did your plants fare this year? What new things do you want to try next year? It's also a time to tune into the subtle beauty of the season. Despite the colder, darker days, there still can be plenty going on in the garden.

As you explore this issue of *The American Gardener*, you'll find a number of articles that delve into the topic of winter interest. One person who has done an exceptional job of maximizing winter interest in her landscape is gardener and author Nancy Goodwin. Discover how she keeps her renowned North Carolina garden, Montrose, going year round in the profile of her in this issue. You'll also find articles on plant groups that take center stage in winter, including boxwood and witch hazels.

Wherever you live, we hope you will take advantage of the season to indulge your senses with all the wonderful colors, smells, and textures that horticulture and gardening bring to us. And at this time of thanksgiving and celebration, all of us at the AHS are grateful that you have chosen to join us in our mission to get more Americans actively enjoying the many benefits of plants and gardens.

On behalf of the AHS Board of Directors and staff, we offer our very best wishes for a joyful holiday season.

Harry Risetto, Chair, AHS Board of Directors  
Tom Underwood, Executive Director

# The American GARDENER

#### EDITOR

David J. Ellis

#### MANAGING EDITOR AND ART DIRECTOR

Mary Yee

#### ASSOCIATE EDITOR

Viveka Neveln

#### EDITORIAL INTERN

Neel Patel

#### CONTRIBUTING EDITOR

Rita Pelczar

#### CONTRIBUTING WRITER

Carole Ottesen

#### EDITORIAL ADVISORY BOARD

- CHAIR** Richard E. Bir  
*Brevard, North Carolina*
- Allan M. Armitage  
*Athens, Georgia*
- Nina L. Bassuk  
*Ithaca, New York*
- Steve Bender  
*Birmingham, Alabama*
- John E. Bryan  
*San Francisco, California*
- Panayoti Kelaidis  
*Denver, Colorado*
- Richard W. Lighty  
*Kennett Square, Pennsylvania*
- Elvin McDonald  
*West Des Moines, Iowa*

**CONTACT US** *The American Gardener*  
7931 East Boulevard Drive  
Alexandria, VA 22308  
(703) 768-5700

**EDITORIAL** E-MAIL: [editor@ahs.org](mailto:editor@ahs.org)

**ADVERTISING** E-MAIL: [advertising@ahs.org](mailto:advertising@ahs.org)

*The American Gardener* (ISSN 1087-9978) is published bimonthly (January/February, March/April, May/June, July/August, September/October, November/December) by the American Horticultural Society, 7931 East Boulevard Drive, Alexandria, VA 22308-1300, (703) 768-5700. Membership in the Society includes a subscription to *The American Gardener*. Annual dues are \$35; international dues are \$55. \$10 of annual dues goes toward magazine subscription. Periodicals postage paid at Alexandria, Virginia, and at additional mailing offices. Postmaster: Please send Form 3579 to *The American Gardener*, 7931 East Boulevard Drive, Alexandria, VA 22308-1300.

Botanical nomenclature is based on *The American Horticultural Society A-Z Encyclopedia of Garden Plants*, on *A Synonymized Checklist of the Vascular Flora of the United States, Canada and Greenland* and on the *Royal Horticultural Society Index of Garden Plants*. Opinions expressed in the articles are those of the authors and are not necessarily those of the Society. Manuscripts, artwork, and photographs sent for possible publication will be returned if accompanied by a self-addressed, stamped envelope. We cannot guarantee the safe return of unsolicited material. Back issues are available at \$8 per copy.

Copyright ©2012 by the American Horticultural Society.

Printed in the U.S.A.





## MEMBERS' FORUM

### MISSING PH


It would be helpful if your writers and editors were as careful to mention soil acidity/alkalinity requirements as they are in mentioning climate limitations. While we may be in a minority, there are a number of us who garden with alkaline soil and alkaline water. Your July/August issue carried a wonderfully thorough article on summersweets which left me drooling and ready to order a few of the 'Crystalina' cultivars. Fortunately, I checked the *AHS A to Z Encyclopedia of Garden Plants* before ordering, and discovered they require acidic soil.

John Cain  
Taos, New Mexico

**Editor's response:** Thanks for pointing out this omission. We'll make a better effort to reference pH requirements in the future.

### DAHLIA ARTICLE DELIGHTS

I was pleased to see the feature article "Diverse, Decadent Dahlias" in the July/August issue. On behalf of the American Dahlia Society (ADS), I would like to thank the article's author, Jessie Keith,



and the editorial staff of *The American Gardener* for all that went into constructing the very informative (and technically accurate) article on dahlias.

Part of the ADS's mission is to promote greater visibility for dahlias, and your article accomplishes that perfectly. The photos are diverse, informative, and very appealing. Realizing the limitations imposed by a six-page article, I would

say that the overall combination of text and visuals hit the nail on the head.

In addition, the ADS truly holds its members dear. Keith's article clearly imparts the depth of the relationships that exist between our society, our flower, and our people, which is wonderful.

We believe the high level of exposure provided by *The American Gardener* magazine will encourage more members of the gardening public to grow and enjoy dahlias.

Jerry Landerholm  
President, American Dahlia Society  
Lombard, Illinois

### PLANTS FOR WILD PLACES

Thank you so very much for publishing the article "Growing Plants for Wild Places" by Pat Munts (September/October 2012). I have participated in seed collecting/invasive plant removal/native seedling planting in many places and would recommend it to all as an important way to contribute to preserving native plant communities. As an American who has lived overseas for many years, reading about what has been done has helped to keep me in touch with my native country. I hope to reach out to some of the people mentioned in the article to offer help, albeit from a distance.

Renee Miller  
London, England

### CORRECTION

In the article "A Breeder Apart: Elwin Orton" (September/October 2012), the university affiliation of plant breeder D.F. Jones was misstated. Jones was a professor at Yale University in New Haven, Connecticut. Orton was recommended for a graduate assistantship with Jones, but he ended up instead going to Ohio State University.

**PLEASE WRITE US!** Address letters to Editor, *The American Gardener*, 7931 East Boulevard Drive, Alexandria, VA 22308. Send e-mails to editor@ahs.org (note Letter to Editor in subject line). Letters we print may be edited for length and clarity.

### Exciting New Perennial Varieties from Seed



TROLLIUS chinensis 'Morning Sun'

Jelitto

STAUDENSAMEN · PERENNIAL SEEDS · GRAINES DE PLANTES VIVACES

Production · Breeding · Seed Technology

USA Office: 125 Chenoweth Ln. · Louisville, KY 40207

Phone (502) 895-08 07 · Fax (502) 895-39 34 · <http://www.jelitto.com> · [maryv@jelitto.com](mailto:maryv@jelitto.com)

German Headquarters: P. O. Box 1264 · D-29685 Schwarmstedt

Phone 01149-5071-98 29-0 · Fax 01149-5071-98 29-27 · [www.jelitto.com](http://www.jelitto.com) · [info@jelitto.com](mailto:info@jelitto.com)



AMERICAN  
HORTICULTURAL  
SOCIETY

# THE AMERICAN HORTICULTURAL SOCIETY TRAVEL STUDY PROGRAM TOURS

MARGE BEAVER

## TOUR SPOTLIGHT



MIDDLETON PLACE PLANTATION

**Historic Homes & Gardens of the Colonial South:  
A Springtime Voyage aboard the American-flagged  
Yorktown NEW OFFERING!**  
April 25–May 5, 2013

Discover the gracious beauty and enduring charm of the American South on an idyllic small-ship voyage from Savannah, Georgia, to Richmond, Virginia. Experience some of the finest historic homes and gardens in the area accompanied by expert guides such as architectural historian Marlene Heck and Colonial Williamsburg's gardening authority Laura Viancour. AHS Executive Director Tom Underwood and his wife, Jane, will be the tour's AHS hosts.

## ~ 2013–2014 Travel Destinations ~

### Historic Homes & Gardens of the Colonial South

April 2013

### Gardens of the Northern Italian Lakes

June 2013

### Gardens of Southern Spain

October 2013

### Gardens, Wine, and Wilderness: A Tour of New Zealand

January 2014

### Gardens of Normandy

September 2014

*Participation in the Travel Study Program benefits the work of the American Horticultural Society and furthers our vision of "Making America a Nation of Gardeners, A Land of Gardens."*

**For more information about the AHS Travel Study Program or to be added to our mailing list, please contact Joanne Sawczuk:  
E-mail [jsawczuk@ahs.org](mailto:jsawczuk@ahs.org); Call (703) 768-5700 ext. 132.**

## AHS PRESIDENT'S COUNCIL EXCLUSIVE



EXPLORECHARLESTON.COM

### Charleston, South Carolina

April 3–7, 2013

For AHS President's Council members only!

Experience the intimate charm and elegance of historic Charleston's neighborhoods, homes, and gardens. We will be staying in the heart of Charleston and visiting many of the area's most beautiful private and public gardens. For more information about the AHS President's Council, please contact Scott Lyons at (703) 768-5700 ext. 127.





## CONTACTS FOR AHS PROGRAMS, MEMBERSHIP BENEFITS & DEPARTMENTS

For general information about your membership, call (800) 777-7931. Send change of address notifications to our membership department at 7931 East Boulevard Drive, Alexandria, VA 22308. If your magazine is lost or damaged in the mail, call the number above for a replacement. Requests for membership information and change of address notification can also be e-mailed to [membership@ahs.org](mailto:membership@ahs.org).

**THE AMERICAN GARDENER** To submit a letter to the editor of *The American Gardener*, write to The American Gardener, 7931 East Boulevard Drive, Alexandria, VA 22308, or send an e-mail to [editor@ahs.org](mailto:editor@ahs.org).

**DEVELOPMENT** To make a gift to the American Horticultural Society, or for information about a donation you have already made, call (800) 777-7931 ext. 132 or send an e-mail to [development@ahs.org](mailto:development@ahs.org).

**E-NEWSLETTER** To sign up for our monthly e-newsletter, visit <http://americanhort.ahs.org/email>.

**INTERNSHIP PROGRAM** The AHS offers internships in communications, horticulture, and youth programs. For information, send an e-mail to [education@ahs.org](mailto:education@ahs.org). Information and application forms can also be found in the River Farm area of [www.ahs.org](http://www.ahs.org).

**NATIONAL CHILDREN & YOUTH GARDEN SYMPOSIUM** For information about the Society's annual National Children & Youth Garden Symposium, e-mail [education@ahs.org](mailto:education@ahs.org) or visit the Youth Gardening section of [www.ahs.org](http://www.ahs.org).

**RECIPROCAL ADMISSIONS PROGRAM** The AHS Reciprocal Admissions Program offers members free admission and other discounts to nearly 300 botanical gardens and other horticultural destinations throughout North America. A list of participating gardens can be found in the Membership area of [www.ahs.org](http://www.ahs.org). For more information, call (800) 777-7931 ext. 119.

**RIVER FARM** The AHS headquarters at River Farm is open 9 a.m. to 5 p.m. weekdays year-round (except Federal holidays), and 9 a.m. to 1 p.m. Saturdays from April through September. For information about events, rentals, and directions, visit the River Farm section of [www.ahs.org](http://www.ahs.org).

**TRAVEL STUDY PROGRAM** Visit spectacular private and public gardens around the world through the Society's acclaimed Travel Study Program. For information about upcoming trips, call (703) 768-5700 ext. 132, send an e-mail to [jsawczuk@ahs.org](mailto:jsawczuk@ahs.org), or visit the Travel Study section of [www.ahs.org](http://www.ahs.org).

**WEBSITE: [www.ahs.org](http://www.ahs.org)** The AHS website is a valuable source of information about the Society's programs and activities. To access the members-only section of the website, the user name is **garden** and the password is **2012ahs**.

# News from the AHS

## November / December 2012

PROGRAMS • EVENTS • ANNOUNCEMENTS

### DOMESTIC CRUISE NEW ADDITION TO TRAVEL PROGRAM

AS A COMPLEMENT to the international garden tours that have been a staple part of the American Horticultural Society's (AHS) Travel Study Program, next year's schedule includes a domestic trip in which participants will tour historic sites and



Middleton Place Plantation in South Carolina will be among the cruise destinations.

gardens from Savannah, Georgia, to Richmond, Virginia, as part of a cruise along the Intracoastal Waterway on the *Yorktown*, a 138-person vessel. "Our partnership with Travel Dynamics International is bringing a new dimension to the AHS's travel program," says AHS Executive Director **Tom Underwood**. "This exciting travel opportunity offers the convenience of seeing a diverse array of gardens and historic sites, combined with the comfort and ambiance of being part of an intimate shipboard community." Underwood and his wife, **Jane**, will be aboard as the AHS hosts for the tour.

Titled "Historic Homes & Gardens of the Colonial South," the tour is from April 25 to May 5, 2013, just as spring is peaking in southern gardens. Highlights of the itinerary include visits to Savannah's historic district; Middleton Place Plantation in Charleston, South Carolina; antebellum homes and gardens in Beaufort, South Carolina; Airlie Gardens in Wilmington, North Carolina; Tryon Palace and Gardens in New Bern, North Carolina; Colonial Williamsburg in Williamsburg, Virginia; and Berkeley Plantation in Richmond, Virginia. Special guest lecturers on the cruise are garden expert **Laura Viancour** of Colonial Williamsburg, and architectural historian **Marlene Heck** of Dartmouth College. Also onboard will be three musicians from the Chamber Music Society of Lincoln Center in New York, who will stage regular classical music recitals during the voyage.

For more information or to register for the tour, call Travel Dynamics International at (800) 257-5767, or visit the AHS website ([www.ahs.org](http://www.ahs.org)).



## GLORIOUS GALA AT RIVER FARM

THE AMERICAN HORTICULTURAL SOCIETY'S 19th Annual Gala, "Garden Delights: An Evening by the River," was held at River Farm on September 22. Favorable weather enhanced the appeal of the "under-the-stars" event, which was sold out



Gala honorary chair Kurt Bluemel addresses attendees during the recent AHS Gala.

thanks to the support of regional AHS members, community leaders, and members of the AHS Board of Directors. The evening's honorary chair was **Kurt Bluemel**, a renowned nursery owner, landscape designer, and ornamental grass expert based in Baldwin, Maryland. A former AHS Board Chair, Bluemel designed and donated the plants for River Farm's four-acre André Bluemel meadow, which is named in memory of his son. In a short address during dinner, Bluemel spoke about the Society's influential role in promoting gardening, placing particular emphasis on its educational programs aimed at getting young people actively engaged with plants and the outdoor world.

Thanks to the generosity of local businesses and community members, more than 100 silent auction items were up for bid

during the evening. Friendly bidding wars developed for some of the most sought-after items, including one-of-a-kind plants, gift baskets, and garden-themed jewelry.


"It truly was a delightful evening from start to finish," says AHS Board Chair **Harry A. Risetto**. "The sense of support for the AHS was palpable and we thank all those who volunteered their time and talent to make this such a special event." All proceeds from the gala support the stewardship of River Farm and the AHS's educational programs.

## TAKE YOUR BEST SHOT FOR PHOTO CONTESTS

IF YOU'RE on Flickr, why not join the AHS's Photo of the Month group and share your gardening and plant photographs? You also can submit your best photos to a monthly themed contest, designed to inspire your shutterbug creativity. Winners are placed into the AHS's Flickr "Hall of Fame" gallery and featured in our monthly e-newsletters. To get started, go to [www.flickr.com/groups/photo\\_of\\_the\\_month](http://www.flickr.com/groups/photo_of_the_month).



This photograph of autumn leaves was submitted by Ryan Wolf.





**Plant Pride and Prosper**  
with America in Bloom

"Because of America in Bloom we have a heightened sense of community and pride. Today we have an amazing partnership between city staff, business people, organizations, and residents."

**Bob Lund**,  
Arroyo Grande, CA  
AIB participant since 2007

**Plant Pride in Your Community**  
For details on how AIB can help your community, visit [www.AmericaInBloom.org](http://www.AmericaInBloom.org).



LEFT: HERRERA-CAMPBELL PHOTOGRAPHY. RIGHT: RYAN WOLF



**GREAT THINGS FOR GROWING**

[gardenroomonline.com](http://gardenroomonline.com)





## AHS 2012–2013 NATIONAL EVENTS CALENDAR

Mark your calendar for these upcoming events that are sponsored or co-sponsored by the AHS. Visit [www.ahs.org](http://www.ahs.org) or call (703) 768-5700 for more information.

DEC. 3 – 21. **Holiday Trees Display.** River Farm, Alexandria, Virginia.

### 2013

APR. 3–7. **AHS President's Council Trip.** Charleston, South Carolina.

APR. 18–20. **Spring Garden Market.** (18th is AHS members-only preview sale.) River Farm, Alexandria, Virginia.

APR. 14 & 15. **Colonial Williamsburg Garden Symposium.**

Williamsburg, Virginia.

APR. 20–27. **Historic Garden Week in Virginia.**

APR. 25–MAY 5. **Historic Homes & Gardens of the Colonial South.** AHS Travel Study Tour.

JUNE 6. **Great American Gardeners Awards Ceremony and**

**Banquet.** River Farm, Alexandria, Virginia.

JULY 11–13. **National**

**Children & Youth Garden Symposium.** Denver, Colorado.

SEPT. 21. **AHS Annual Gala.** River Farm, Alexandria, Virginia.



## Gifts of Note

*In addition to vital support through membership dues, the American Horticultural Society relies on grants, bequests, and other gifts to support its programs. We would like to thank the following donors for gifts received between September 1, 2012, and October 31, 2012.*

### \$1,000+ Gifts

Mrs. Leslie S. Ariail

Mr. and Mrs. Bill Barnett

Mr. and Mrs. Kurt Bluemel

Mr. and Mrs. Taylor Burke, III

Burke & Herbert Bank

Mr. and Mrs. George Diamantis

Ms. Katherine B. Edwards and Mr. John A. Ronveaux

Mr. Joseph Errington and Mr. William Pullen

Mr. and Mrs. Paul Hess

Hollin Meadows Math and Science Focus School

Mr. and Mrs. Albert Huddleston

John Marshall Bank

Mr. and Mrs. Bob J. MacLean

Mrs. Dorothy W. Marston

Mr. and Mrs. Frank Nicolai

Mr. and Mrs. J. Landon Reeve, IV

Mr. and Mrs. Harry A. Rissetto

Rubino and McGeehin

Mr. and Mrs. Charles H. Smith, Jr.

Mr. and Mrs. Tom Underwood

Ms. Katy Moss Warner

Mrs. Dudley B. White

Mr. and Mrs. Klaus Zech

If you would like to support the American Horticultural Society as part of your estate planning, as a tribute to a loved one, or as part of your annual charitable giving plan, please contact Scott Lyons at [slyons@ahs.org](mailto:slyons@ahs.org) or call (703) 768-5700 ext. 127.

## CORPORATE VOLUNTEERS HELP OUT AT RIVER FARM

ON OCTOBER 24, local employees from SAP AG, a multinational software corporation based in Germany, spent the day at the AHS's 25-acre River Farm headquarters in Virginia for a "Day of Service" corporate volunteer event. More than 50 volunteers worked alongside staff and other regular River Farm volunteers to help spread over 40 cubic yards of mulch, paint garage and office doors, and replace a large section of a wooden fence that borders the property.

"The volunteers helped us quickly finish projects that would otherwise have taken us several days or even weeks to complete," says AHS Volunteer Program Manager and Horticulturist **Jane Underwood**.

The "Day of Service" was organized by Volunteer Fairfax, a non-profit organization that works to build strong volunteer programs and networks throughout the county. Volunteer Fairfax not only contributed \$500 in funding for supplies for this event, but provided many of the tools used to complete the projects. 🍂

*News written by AHS Staff.*



**A group of SAP AG volunteers repair a fence at River Farm.**



# AHS NEWS SPECIAL: America In Bloom's 2012 Award Winners

by Neel Patel



Fayetteville, Arkansas, has been recognized for its public green spaces, such as this one.

**T**HIS PAST September, America In Bloom (AIB) held its 11th annual three-day symposium and awards ceremony to recognize cities across the country that have worked in the last year to beautify their public spaces with various garden displays and other projects. Attendees convened in the Fayetteville Town Center in Arkansas to hear speakers, share ideas with one another, and find out which cities garnered the top accolades.

An American Horticultural Society (AHS) horticultural partner organization, AIB recognizes and promotes innovative, sustainable community initiatives that preserve and enhance gardens and green spaces.

“When AIB began in 2002,” says **Laura Kunkle**, AIB’s executive director, “its major focus was on the beautification contest and awards program. Eleven years later, our efforts have expanded to include year-round education; public relations about the benefits of flowers, plants, and trees; online resources; a photo contest; best practices manuals; and more.”

The symposium has given gardeners and city planners alike a forum to come together and talk about the successes and challenges of their own cities’ programs. While the awards are a major draw for the

event, guest speakers often address innovative and instructive topics. This year’s keynote addresses were given by National Learning Initiative Director **Robin Moore**, who discussed ways to design green spaces for children, and by gardening personality **P. Allen Smith**, who shared advice on achieving successful community designs.



**P. Allen Smith**

Category Awards recognize cities based on population sizes. The Criteria Awards honor seven communities that outshined all others in specific areas, such as heritage preservation and urban forestry.

The AHS is the sponsor of the Community Involvement Award, which this year went to Madisonville, Kentucky. The city also won this year’s YouTube video contest, which includes a \$500 cash award.

AIB also took time on its final night to honor **Bob and Marilyn Bogle** of Bentonville, Arkansas, for their “dedicated

## Criteria Award Winners

- Heritage Preservation  
**Fayetteville, Arkansas**
- Floral Displays  
**Arroyo Grande, California**
- Overall Impression  
**Racine, Wisconsin**
- Environmental Efforts  
**Holland, Michigan**
- Community Involvement  
**Madisonville, Kentucky**
- Landscaped Areas  
**Winter Garden, Florida**
- Urban Forestry **Springfield, Ohio**

## Population Category Award Winners

- Under 3,000 **McCall, Idaho**
- 3,001–4,500 **Lakeside, Ohio**
- 4,501–8,000 **Greendale, Indiana**
- 8,001–13,000 **Smithfield, Virginia**
- 13,001–25,000 **Arroyo Grande, California**
- 25,001–50,000 **Holland, Michigan**
- 50,001–100,000 **Fayetteville, Arkansas**
  
- John R. Holmes III Community Champion Award  
**Marilyn Heifner, Fayetteville, Arkansas**
- YouTube Video Award Winner  
**Madisonville, Kentucky**

commitment to beauty in their community.” The husband and wife own and maintain two of Bentonville’s most popular flower gardens.

“We have significant momentum, greater public awareness, a seat at the table with other national organizations working to promote the benefits of green infrastructure, and some new initiatives under development,” says Kunkle of AIB’s future plans. “It’s a lot of work but it’s worth it!”

For more information on America In Bloom or to enter your community in the 2013 competition, call (614) 487-1117 or visit [www.americainbloom.org](http://www.americainbloom.org).

*Neel Patel is an editorial intern with The American Gardener.*

## AHS MEMBERS MAKING A DIFFERENCE: Steven Trusty

by Neel Patel

**W**HEN STEVEN TRUSTY says he has “been involved with almost every aspect of the lawn and garden industry,” he’s not exaggerating. Throughout his more than 45-year career, Trusty has worked with gardeners, horticulturists, and businesses, helping them do what they do better.

### A MAN OF MANY PURSUITS

Trusty’s interest in horticulture began early on, working in his father’s nursery in Fort Dodge, Iowa. After earning a degree in horticulture from Iowa State University in 1965, he continued to help his father in the nursery. He also became an American Horticultural Society member



Steven Trusty

around this time because it was a way to “meet and stay connected with other horticulture enthusiasts,” he says.

Not long after, Trusty became the city forester for Fort Dodge. A year later, he received an offer from Henry Fields Seed and Nursery Company to manage a new garden center in Omaha, Nebraska. This opportunity led to more managerial and sales positions within the nursery industry throughout the years.

In 1982, Trusty and his wife, Suz, started Trusty & Associates, a consulting business whose primary service was providing employee training to garden centers. The business grew quickly but it wasn’t long before it diversified.

“I had written a column for a local paper while I was in the garden center business,” Trusty explains. While running his consulting business, he started freelance writing for other publications. “Soon our communications projects were growing faster than the employee training part.”

Today, Trusty & Associates offers a wide variety of services such as market



Steven Trusty (front row, left) and his wife Suz (behind him) pose with their church group during a volunteer event for a local elementary school garden.

research, helping run focus groups, advisory panels, surveys, product development research, advertisement testing, and assessments on operations effectiveness for green industry businesses.

Trusty continued writing, becoming a regular contributor to trade magazines such as *Sportsfield Management*, *Turf and Growing*, and *IGC Retailer*, and publishing many articles in other gardening and consumer publications. Trusty and his wife even wrote a book together, *Easy Gardening: Tips from Garden Professionals*, published by Ortho Books in 1995.

He also ventured onto the airways. For eight years, Nebraskans knew Trusty as the enthusiastic host of “How Does Your Garden Grow,” a radio show syndicated on three stations across the state. And he spent one season hosting “Connections,” a live, call-in TV show about gardening that was broadcast internationally.

### A GREEN MESSAGE

A common thread throughout Trusty’s professional life has been his support of “green” practices. “Sustainability should

be practiced whenever possible,” he says. “There are times and places when synthetic fertilizers and other chemicals are needed, but they should be used properly. Whether it’s over the radio, on television, or in my writing, I always stress to people to read the label and follow the instructions before using a product.”

Trusty also feels it’s important to cultivate an appreciation for how plants improve our lives. To this end, he has served on the board of directors for Project Evergreen since its inception in 2003. The nonprofit organization works to educate the American public about the positive effects of green spaces such as parks, lawns, landscapes, sports fields, golf courses, and more. Trusty is currently working on a program designed to get more children involved in gardening.

“I really like helping people get more out of gardening,” says Trusty. “The more I can help them enjoy their gardens, the better off we all are!”

Neel Patel is an editorial intern for The American Gardener.



# *Legacies assume many forms*



Whether making estate plans, considering year-end giving, honoring a loved one or planting a tree, the legacies of tomorrow are created today.

Please remember the American Horticultural Society when making your estate and charitable giving plans. Together we can leave a legacy of a greener, healthier, more beautiful America.



For more information on including the AHS in your estate planning and charitable giving, or to make a gift to honor or remember a loved one, please contact Scott Lyons at [slyons@ahs.org](mailto:slyons@ahs.org) or call (703) 768-5700 ext. 127.

*Making America a Nation of Gardeners, a Land of Gardens*



# *solutions for* Soggy Sites

Rather than struggling to “fix” seasonally wet garden sites, try these plant and design tips instead.

BY KRIS WETHERBEE

**W**HEN I WAS a child growing up in Southern California, my dad taught me a lot about the lush, drought-tolerant plants he had planted in our yard. Yet there was one shady spot where a slightly leaky hose connection always kept the area damp. My dad’s solution? He planted a patch of moss lawn.

Since then, my experience with plants for wet places has expanded tremendously. I moved to Oregon 20 years ago, and I have become quite familiar with plants that can handle wet sites; our native clay soil is often soggy in spring due to an abundance of winter rainfall.

There are many solutions for dealing with wet sites. These often take a mechanical approach: installing drainage systems or dry creek beds, heavily amending the soil, constructing raised beds, or building a patio overtop the problem area. I prefer the less expensive approach of selecting trees, shrubs, and perennials that can adapt to those sites.

## CAUSE AND EFFECT

Soggy soil can result from numerous causes, and there is often more than one factor involved. In addition to the amount and timing of precipitation, specific site issues such as slope; surrounding plants, structures, and hardscaping; soil texture (relative ratio of sand, silt, and clay); soil compaction; high water table; and amount of sun or shade all influence moisture retention.

Water from higher elevations and surrounding hardscapes—streets, driveways, rooftops—may collect in a low spot in the yard. Water from rooftops can be collected

in rain barrels for use elsewhere in the yard. Excess water can be diverted to a lower area of the landscape by installing a French drain, or by directing the flow into an open swale—a depression that helps capture and redirect runoff. Planting the swale with



**These cardinal flowers produce a colorful midsummer show in a garden with soggy soil.**

shrubs and perennials that tolerate wet soil increases infiltration of the runoff into the surrounding soil. Of course, a low, soggy area is the perfect spot for a wetland garden.

Biodegradable textiles can help prevent erosion, especially on slopes or hillsides, and mulch is key to weed suppression and helping new plantings become established. William Cullina, executive direc-

tor of Coastal Maine Botanical Garden in Boothbay, warns that washouts are a challenge when establishing plants in wetlands, as is the potential for frost heaves, where the freezing of the soil pushes plants out of the ground. Planting in early spring allows plants the entire season to become established before the threat of winter frost heaves arrives, and a layer of organic mulch helps moderate soil temperatures and reduce heaving.

Soils that have a high percentage of clay are typically slow to drain. These soils are also commonly deficient in oxygen, which most plants need for healthy root growth. “Low oxygen soils favor certain root pathogens,” says Cullina, “but you can select plants that are able to tolerate that type of environment.”

Exposure has a significant impact on wet soils. If the soggy area is exposed to full sun and winds, evaporation will help the soil dry out. On the other hand, a shady spot—particularly one that is protected from winds—tends to stay wet longer.

Depending on the cause, wet areas may be quite soggy, moderately and consistently wet, or intermittently or seasonally wet. Fortunately, there are plants that thrive in each of these conditions. The following provides suggestions of native North American plants suited to each type of wet site. (For more recommended plants for wet soils, see the chart on page 18.)

## PLANTS FOR SOGGY SITES

This type of site is consistently wet and spongy with high water saturation. The





The globular flower clusters of buttonbush attract butterflies in late summer and early fall.

soil is damp underfoot, but never swampy. In nature, this type of soil is often found beside a brook, pond, or stream.

Black gum (*Nyssa sylvatica*, USDA Hardiness Zones 5–9, AHS Heat Zones 9–7), thrives in wet, soggy soil, growing to a height of 30 to 50 feet. This tree is particularly attractive in fall with its fissured dark gray bark, brilliant orange and red autumnal leaves, and blue-black fruit that provides food for many birds and mammals. It grows best in full sun to part shade, in acidic to slightly alkaline soil.

Bald cypress (*Taxodium distichum*, Zones 5–11, 12–5) grows from 50 to 70 feet tall or more. “This deciduous conifer makes its home in swamps, qualifying it as extremely moisture tolerant,” says Neil Diboll, owner of Prairie Nursery in Westfield, Wisconsin. “It makes an excellent street tree when planted in acidic to neutral soils.” Diboll notes that bald cypress also tolerates compaction and poor drainage but not for alkaline situations. “The best variety for northern climates is ‘Shawnee Brave’ due to its cold hardiness,” he adds.

Buttonbush (*Cephalanthus occidentalis*, Zones 5–10, 12–3) grows in average moist soil or in three feet of standing water in full sun. This large shrub matures to eight feet tall and wide, but can be cut back periodically to the ground. “Its dark green leaves are handsome, and it

produces amazing white flower clusters that look like spherical pin cushions and attract butterflies in midsummer,” says Larry Mellichamp, professor of botany and director of the University of North Carolina, Charlotte Botanical Gardens.

Scarlet rosemallow (*Hibiscus coccineus*, Zones 6–11, 12–1) grows six to eight feet tall or more, with large, deeply cut leaves.



This black gum provides brilliant fall color at the New York Botanical Garden.

Its bright red blooms attract butterflies and are six inches or more across. “A new flower or two opens each day on this long-lived, multi-stemmed perennial,” Mellichamp says. “It can take constant wet feet or average garden soil in full sun.”

Cardinal flower (*Lobelia cardinalis*, Zones 2–8, 8–1) is a classic wetland plant for moist-to-wet spots, in full sun or part shade. “Planted in masses, it makes an amazing show,” says Mellichamp. “This midsummer bloomer grows three feet tall, with spikes of brilliant red flowers.” He adds that the short-lived perennial easily self-sows in the moist garden.

River or wild oats (*Chasmanthium latifolium*, Zones 5–9, 9–1) thrives in medium to wet soil in full sun or part shade. This clump-forming, upright ornamental grass can be found in rich woodlands, moist bluffs, and along streams. Notable characteristics include bright green bamboolike leaves and attractive silvery green seeds that resemble flattened oat clusters. The large, graceful seedheads turn purplish bronze to copper in fall.

## PLANTS FOR MODERATELY WET SITES

The following plants are well suited to soil that is consistently moist—but not waterlogged.

Atlantic white cedar (*Chamaecyparis thyoides*, Zones 3–8, 8–1) is a beautiful coniferous evergreen, native to eastern North America. With cultivars ranging from four to 50 feet tall, it’s a good choice for gardens large or small. It thrives in moist to average soil with moderate acidity, and full sun to light shade. The winter foliage color is especially striking, ranging in hues from plum-purple to a deep bronze.

American hornbeam or musclewood (*Carpinus caroliniana*, Zones 3–9, 9–1) is a dense, pyramidal tree growing 30 to 40 feet tall. “It grows on the edges of swamps and wetlands and adapts beautifully to moderately well-drained soil in full sun to part shade,” says Diboll. It makes an ideal living screen when planted six feet apart. Autumn attractions include fruiting clusters for birds, and leaves of mottled yellow and red. “The Firespire™ variety has excellent red fall color and does best in northern climates. For the southern Midwest, Native Flame® is a good choice,” says Diboll.

Native to eastern North America, wahoo (*Euonymus atropurpureus*, Zones 3–8,





Scarlet rosemallow grows equally well in very wet or well-drained soil.

8–1) grows from 12 to 25 feet tall. It can be pruned as a single-stemmed tree, or allowed to grow as an informal hedge or screen. The attractive red berries—relished by birds—and its dark purple fall foliage combine to make this a great replacement for the sometimes invasive non-native burning bush (*Euonymus alatus*). It's best in full sun and medium wet, well-drained sites.

Smooth hydrangea (*Hydrangea arborescens*, Zones 4–9, 9–1) is a dense, upright shrub that grows 10 feet tall and wide. “It is very pH-adaptable but prefers moist soil and may require supplemental watering in hot, dry summers,” notes James E. Klett, professor and Extension landscape horticulturist for Colorado State University in Fort Collins. Its white, mid- to late summer blooms age to pale green. Massed plantings are extremely striking.

Summersweet (*Clethra alnifolia*, Zones 3–9, 9–1) is a hardy, deciduous native of eastern North America that grows two to eight feet tall, depending on the cultivar. It features fragrant, showy summer flowers that attract butterflies.

White-flowering ‘Hummingbird’ makes an attractive low hedge; ‘Ruby Spice’ with its deep pink flowers is stunning as a specimen for the border. Summersweet thrives in moist, organic, slightly acidic soil and part shade, although it will tolerate full sun with consistent moisture.



Leaves of the American hornbeam (*Carpinus caroliniana*) turn yellow to orange-red in fall.

Seashore mallow (*Kosteletzkya virginica*, Zones 6–9, 9–5) is a close relative of the eastern hibiscus. An herbaceous perennial native to the eastern seaboard and Gulf Coast, this elegant plant grows up to five feet tall, with butterfly-attracting pink flowers that typically bloom in late summer. “Plant it in a good sunny spot that can be moist to very moist, but not soggy,” suggests Mellichamp.

Joe Pye weed (*Eupatorium fistulosum*, syn. *Eutrochium fistulosum*, Zones 3–8, 8–2) comes to life in late summer when many other blooms have faded. It grows from two to nine feet tall with 12-inch-diameter flowerheads favored by many butterfly species, particularly swallowtails. It prefers full sun to light shade and moist to wet soil.

### PLANTS FOR SEASONALLY WET SITES

Many gardeners encounter this type of site; it might be a small spot within a bed, a band at the base of a border situated on a slope, or a large area in the landscape. The site may become saturated during the rainy season and dry out reasonably well between rainfalls, or the soil may be dry for several months once the rainy season is over.

While wet soils may not be as relevant in much of the Southwest due to minimal rainfall, Nan Sterman, a Southern California-based garden designer and horticultural consultant says that swales are just coming onto the scene in her area,




## Sources

**Fairweather Gardens**, Greenwich, NJ. [www.fairweathergardens.com](http://www.fairweathergardens.com).  
**Forestfarm**, Williams, OR. [www.forestfarm.com](http://www.forestfarm.com).  
**Plants of the Southwest**, Santa Fe, NM. [www.plantsofthesouthwest.com](http://www.plantsofthesouthwest.com).  
**Prairie Moon Nursery**, Winona, MN. [www.prairiemoon.com](http://www.prairiemoon.com).  
**Sandy Mush Herb Nursery**, Leicester, NC. [www.sandymushherbs.com](http://www.sandymushherbs.com).  
**Shooting Star Nursery**, Georgetown, KY. [www.shootingstarnursery.com](http://www.shootingstarnursery.com).  
**Woodlanders**, Aiken, SC. [www.woodlanders.net](http://www.woodlanders.net).

## Resources

**Managing the Wet Garden: Plants That Flourish in Problem Places** by John Simmons. Timber Press, Portland, Oregon, 2008.  
**Plants for Problem Places** by Graham Rice. Timber Press, Portland, Oregon, 2003.  
**Rain Gardens: Managing Water Sustainably in the Garden and Designed Landscape** by Nigel Dunnett and Andy Clayden. Timber Press, Portland, Oregon, 2007.  
**Rain Gardens—Using Spectacular Wetland Plantings to Reduce Runoff** by Janet Marinelli. Brooklyn Botanic Garden, 2004. [www.bbg.org/gardening/article/rain\\_gardens](http://www.bbg.org/gardening/article/rain_gardens).



The fragrant flowers of summersweet (*Clethra alnifolia*), above left, and the tall, late-summer blooms of Joe Pye weed (*Eupatorium fistulosum*), above right, attract butterflies.

with most being filled with cobbles. “It’s a challenge because under these conditions plants could stand in water for maybe a week, then dry for a month, then be wet for a week again, then dry for another month and by then, the rainy season is over....with no rain for potentially another nine or 10 months.” Deer grass (*Muhlenbergia rigens*), alkali sacaton (*Sporobolus airoides*), and a variety of sedges and rushes are good choices for such seasonally wet swales in Mediterranean climates.

For gardeners in less dry climates, plants that do well in rain gardens—which alternate between wet and dry—fall into this category. These plants are typically hardy, non-invasive, drought-and-flood-tolerant selections that are adapted to the region, the light exposure in the garden, and the variable moisture conditions.

American elm (*Ulmus americana*, Zones 3–9, 9–1) is a large, impressive tree, with both upright and pendulous branches, gray furrowed bark, and leaves that

turn yellow in autumn. “There are now selections of American elm that are highly resistant to Dutch Elm disease, including ‘Princeton’, ‘Jefferson’, and ‘Valley Forge’, so you can once again enjoy the magnificence of this classic tree,” says Diboll. “It’s highly adaptable to a variety of soil types and tolerates moist sites and even fairly dry soils, reaching its maximum glory when planted in full sun with plenty of room to spread its crown.”

Hackberry (*Celtis occidentalis*, Zones 2–9, 9–1) grows naturally near floodplains, wet woods, drainage ditches, and other seasonally wet places. This elm family member adapts to a wide range of soils—whether clay or rocky, rich or poor, acidic or alkaline, wet or dry. It’s also very pollution tolerant. Diboll calls hackberry “one of the most under-appreciated of all our North American native trees. It grows to 80 feet tall in full sun. The bark has a unique corky character, and birds love the seeds.”

River birch (*Betula nigra*, Zones 4–9, 9–1) is a relatively fast-growing, clumping tree with graceful leafy branches. Growing from 30 to 60 feet tall, it is commonly grown in moist soils in full sun. “This is a classy wetland tree that naturally grows on riverbanks that regularly flood, but not where there is continuous standing water,” says Mellichamp. “The trunks are covered with a salmon-colored peeling bark that looks great all year.”

Swamp white oak (*Quercus bicolor*, Zones 4–8, 8–1) is a magnificent, broad southeastern United States native tree that grows at a relatively slow pace, eventually reaching 50 to 80 feet tall. “This long-lived hardwood is tough as nails and tolerates compacted soil, poor drainage, and full sun to moderate shade,” says Diboll. “It makes an excellent street tree as well as a fine specimen in the home landscape.” It tolerates wet soil and thrives where soil is well drained.

Mountain alder (*Alnus incana* subsp. *tenuifolia*, Zones 6–8, 8–6) is a western North American native that makes a great choice for wet areas subject to erosion. It grows 20 to 25 feet tall and wide, and its leaves turn yellow in fall. It can be grown as a multi-stemmed shrub or pruned to a single trunk with a rounded crown. It prefers some shade, and adapts well to stream banks or seasonally moist mountain slopes.

## MORE PLANTS FOR WET SITES

The following plants are adaptable to soggy, moderately wet, or seasonally wet soil conditions, depending on where the garden is located. The regions of the United States where they perform well are specified in the chart using the following abbreviations: NE (Northeast), SE (Southeast), MW (Midwest), PNW (Pacific NW and Northern California), and MTW (Mountain West). Since soggy conditions are rarely a concern in the Southwest, it has not been included. (For more plant suggestions for each region, view the web special linked to this article on the AHS website.)

Name	Appropriate Regions	Height/Spread (feet)	Exposure	Comments	USDA Hardiness Zones, AHS Heat Zones
<b>TREES</b>					
<i>Acer rubrum</i> (red maple)	NE, SE, MW	40–70/30–50	full sun	superb shade tree with good fall color; tolerates occasional flooding	3–9, 9–1
<i>Asimina triloba</i> (pawpaw)	NE, SE, MW	15–20/15–20	full sun to shade	often multi-trunk; bears interesting dark purple flowers in May followed by edible fruit 2 to 5 inches long	6–8, 8–6
<i>Betula occidentalis</i> (water birch)	MTW, PNW	20–30/10–20	full sun to part shade	multi-trunk tree with rounded form, coppery bark adds winter interest, flood tolerant	4–6, 6–1
<i>Cornus nuttallii</i> (Pacific dogwood)	MTW, PNW	20–40/20–25	part shade to shade	prefers growing as an understory plant in a cool, moist location; showy white flower bracts in spring	7–8, 8–6
<i>Magnolia virginiana</i> (sweetbay magnolia)	NE, SE	10–35+/10–35	full sun to part shade	grows larger in the South; bears fragrant white flowers in summer	6–9, 9–6
<b>SHRUBS</b>					
<i>Cornus sericea</i> syn. <i>Cornus stolonifera</i> (red-osier dogwood)	NE, SE, MW MTW, PNW	6–10/6–12	full sun to part shade	multi-stemmed, stoloniferous shrub with vivid red stems in winter	3–8, 8–1
<i>Ilex decidua</i> (possumhaw)	SE, MW	7–15/5–12	full sun to part shade	deciduous, multi-stemmed large shrub with attractive gray stems and red to orange fruit in fall and winter	5–9, 9–1
<i>Itea virginica</i> (Virginia sweetspire)	NE, SE MW	4–6/4–6	full sun to shade	4-inch clusters of white flowers in summer; leaves provide excellent fall color; can form large colonies in moist soils	6–9, 10–7
<i>Rhododendron viscosum</i> (swamp azalea)	NE, SE	2–8/3–8	part shade	open habit, forms thicket with age; fragrant white flowers in early summer	3–9, 9–1
<i>Salix purpurea</i> (purple-osier willow)	NE, SE, MW MTW, PNW	8–15/8–15	full sun to part shade	rounded form, good for stabilizing banks along streams; stems mature from purple-red to light gray	4–7, 7–1
<b>PERENNIALS</b>					
<i>Asclepias incarnata</i> (swamp milkweed)	NE, SE, MW, MTW	3–5/2–3	full sun	fragrant pink-purple flower clusters from midsummer to fall; attracts butterflies	3–9, 9–2
<i>Astilbe xarendsii</i> (astilbe)	NE, SE, MW, PNW	2–3/2–3	part shade	mounding habit with fernlike foliage and feathery plumes of tiny flowers in spring or summer	4–8, 8–2
<i>Chelone glabra</i> (turtlehead)	NE, SE, MW	1–3/1–3	full sun to part shade	erect, clump-forming perennial with pale pink to white flowers in late summer and fall	3–8, 9–1
<i>Iris ensata</i> , syn. <i>Iris kaempferi</i> (Japanese iris)	NE, SE, MW PNW, MTW	2–4/1–2	full sun to part shade	flattened flowers 3 to 6 inches across in summer; thrives in standing water during growing season but needs dryer soil in winter	3–9, 9–1
<i>Veronicastrum virginicum</i> (Culver's root)	NE, SE, MW, MTW	2–6/1–2	full sun to part shade	erect habit with densely clustered spikes of white flowers from summer to fall	4–8, 8–3



Black chokeberry (*Photinia melanocarpa* syn. *Aronia melanocarpa*, Zones 3–8, 8–1) is a tough shrub that grows three to eight feet tall. Native to the eastern United States, it's well suited to informal plantings and woodland edges, or as a hedge when planted four feet apart. "This is a great shrub for moist soils as well as well-drained situations—it even grows in dry rock ledges," says Diboll. It grows in sun or part shade, but fruiting and fall color are best in full sun.

plants in attractive groups, incorporating textural layers within the vertical space by arranging plants with good visual hierarchy, mixing a variety of colors and textures for visual interest, and finding a common thread that ties everything together through a consistent style. "The combination of good garden design and appropriate plants can create beauty and inspirational space," says Ann English, a RainScapes program co-

A rain garden utilizes runoff in a way that not only beautifies your space, but also benefits both wildlife and the environment. By employing a few rainscaping techniques, more water will filter into the soil or be contained for future use rather than being lost as runoff.

Swales offer another opportunity for utilizing wet spaces. Swales between property lines or other low-lying areas offer an ideal environment for growing mois-



'Heritage' river birch, a fast-growing tree with gorgeous exfoliating bark, is a good choice for gardens that are seasonally wet.

Fox sedge (*Carex vulpinoidea*, Zones 3–8, 8–3) is a clump-forming perennial that grows one to three feet tall in almost any soil when provided adequate moisture. In midsummer, it produces elongated flower spikes with 10 or more spikelets. "This amazing plant is right at home in continuously damp soils, but also tolerates dry conditions during summer's heat," says Diboll.


### DESIGNING GARDENS IN WET LOCATIONS

Design ideas and strategies that work for other areas of a landscape apply equally well to gardens in wet places: combining

ordinator with the Montgomery County, Maryland, Department of Environmental Protection.

Wet areas provide a wonderful opportunity for creating high-impact designs. For example, you might turn a poorly drained, fairly sunny site into a wet meadow with appropriate bird- and butterfly-attracting wildflowers and grasses. "Native plants for wet places represent the opportunity to have novel and unexpected beauty in the garden that will be animated with birds, butterflies, and other pollinators that welcome the feast," says English.

ture-loving plants and grasses within the swale or along its edges.

While there are many ways to transform a wet space from unusable to beautifully functional, the key to making it work is to carefully examine your site and its conditions, then select trees, shrubs, and perennials that will thrive in those conditions. When you put all the pieces of the puzzle together, a problematic wet area becomes an asset with a purpose. 

*A regular contributor to The American Gardener, Kris Wetherbee lives in Oakland, Oregon.*



# restoration of a Jensen Garden

BY JANET HOMMEL MANGAS

After discovering the abandoned property they had purchased was designed by the legendary Jens Jensen, an Indianapolis couple restored the garden using Jensen's original plans.

**I**N 1922, landscape architect Jens Jensen finished an elaborate planting plan for the new home of his Indianapolis friend Goethe Link, a renowned surgeon who specialized in thyroid problems. At 62, the six-foot-tall, white-mustached Jensen had made a name for himself by designing gardens for the Chicago Parks Commission and hundreds of private gardens throughout the Midwest. In addition to Link, his client list included businessmen such as Henry Ford and Rand McNally, and he had collaborated with Frank Lloyd Wright and some of the nation's other leading architects.

That Jensen designed Link's Indianapolis home landscape was in itself a bit unusual, since it was a relatively small site at only two acres. Jensen finished the landscape design plan—drawn in black ink on linen paper—in August 1922. In April the following year, he completed the perennial planting plan for a limestone water feature, one of his trademark design elements.

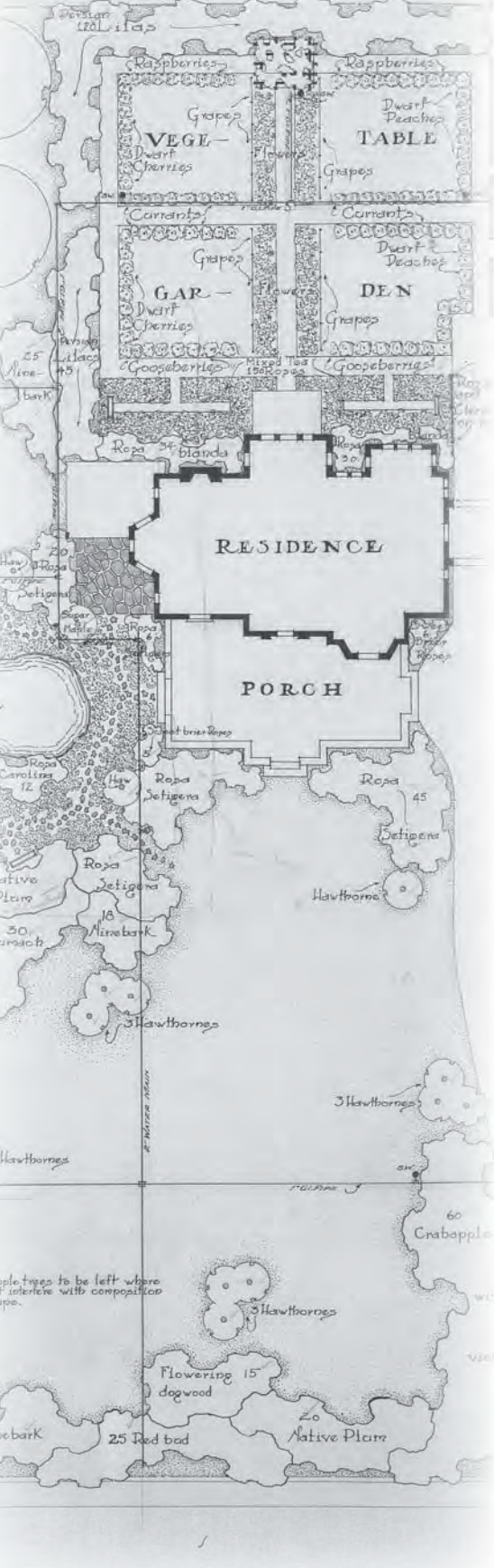
Link, who was also an avid balloonist and amateur astronomer, lived in the house for about five years before selling it. The home changed owners several more times, then was vacated for nearly three decades starting in the late 1970s. Volunteer trees grew to mature height, weeds ran rampant, and many of the people

who knew of the garden's history died or moved away. By the early years of the 21st century, the garden Jensen designed, located in a historic neighborhood 20 minutes north of downtown Indianapolis, was hidden in plain sight.

## RIGHT PLACE, RIGHT TIME

In 2008, Robert and Jennifer Sloan and their young children were living in a historic home they were getting ready to renovate. Yet Robert Sloan couldn't quell his curiosity about the run-down house across the street. "I used to sneak across and peek into the windows," says Sloan. "I knew no one had lived there for 30 years."

When the house went up for sale, Sloan, an Indianapolis neurosurgeon and history buff, and his wife, Jennifer, a psychiatrist, bought it. About three weeks later, Sloan received a call from Mark Zelonis, the Ruth Lilly Deputy Director of Environmental and Historic Preservation at the Indianapolis Museum of Art. "We believe you have an original Jens Jensen garden," Zelonis told him. Zelonis had become aware that there might be a Jensen garden on the property by way of a conversation he had with Eric Fulford, a landscape architect with the Indianapolis firm NINEbark, Inc. "When I heard the home was purchased by the Sloans,



Jens Jensen's 1922 planting plan for Goethe Link's Indianapolis property was located at the University of Michigan in 2009 by current owners Robert and Jennifer Sloan to aid in accurately restoring the gardens.





**Top:** One of the gardens in summer bloom. **Left:** The historic house, home of Robert and Jennifer Sloan and their children, above, is surrounded by restored Jensen gardens.

I called—before they bulldozed everything,” recalls Zelonis.

Intrigued by Zelonis’s call, Sloan did some online sleuthing and learned that Jens Jensen was one of America’s greatest landscape designers and conservationists. Sloan also managed to track down the original landscape design plans from the University of Michigan archives. With a copy of the 87-year-old design plans in hand, he went over to the overgrown property. After kicking away a thick coating of compost and leaves, he located Jen-

sen’s hand-laid limestone water feature. It was at that moment Sloan accepted the reality that underneath the veneer of weeds, leaves, and volunteer trees lay a true secret garden designed by an iconic figure in American landscape design.

### DECISION TO RESTORE

After absorbing the exciting discovery that their new property was a Jensen garden, the next decision for the Sloans was whether or not to restore the garden based on the original design. “We were

lucky in a way,” recalls Sloan, “in that our garden was one of the smaller ones that Jensen designed. Most were on large properties, like the Rand McNally and Henry and Edsel Ford homes.”

In researching Jensen’s work, Sloan learned that of the 300 private residences that Jensen designed, only 20 are fully intact. “That’s why I felt obligated to restore it, and I wanted to reproduce it accurately,” he says.

“What’s unique about the Goethe Link property is that it contains nearly all





**Left:** Using the original plans on file at the University of Michigan, Robert Sloan found the derelict Jens Jensen water feature on the Goethe Link property, hidden under years of composted leaves and weeds. **Above:** The restored pool features water lilies and Jensen’s signature stacked limestone walls.

the features Jensen used on larger estates artfully condensed onto a much smaller property,” notes Robert Grese, a professor of landscape architecture at the University of Michigan, and the author of *Jens Jensen: Maker of Natural Parks and Gardens* (see “Resources,” page 24). Grese became an important resource for the Sloans during

the restoration project, providing helpful information on what Sloan describes as some of the “oddball plants” Jensen used.

“Before the landscape renovation, we couldn’t walk through without wading through the invasive honeysuckle and other weeds,” Sloan says. “We also needed to remove 80 to 100 volunteer trees

that had grown up while the property was abandoned.” Because the home is in a state-designated historic district, the Sloans had to get permission from the historic preservation commission before removing the weedy trees. “It was an arduous process, but after they realized what we were doing, they were on board,” he says.

After preserving a few mature trees and a giant witch hazel that were shown on Jensen’s original plan, Sloan had the property graded so a grid could be laid out to restore the garden according to Jensen’s original plans. “It really was an accurate design plan, so restoring it was much like fitting a puzzle together,” he says.

After interviewing a number of landscaping firms in search of someone to oversee the plantings for the restoration,



Sloan hired Trena Trusty, an Indianapolis area Master Gardener with a horticulture degree from Purdue University. “I wanted to reproduce the garden accurately, and Trena was the only person I found who was willing to help renovate it using the original plants from Jensen’s design. She was like a detective, searching out the right plants,” Sloan says.

### LOCATING PLANTS

After visiting the Sloans’ property and viewing the Jensen plans for the first time, Trusty embarked on what she calls a “Jensen refresher course” by visiting Columbus Park and Humboldt Park in Chicago, and the Henry Ford Estate, known as Fair Lane, in Dearborn, Michigan. She also consulted with Julia Bachrach, director of the Jens Jensen Legacy Project and historian for the Chicago Parks District, and Grese.

Trusty initially had reservations about the scope of the project. “The sheer number of plants called for in the original plan was unbelievable by today’s standards,” she says. For example, Jensen had listed 175 witch hazels (*Hamamelis virginiana*), 228 prairie crabapples (*Malus ionensis*), 145 American cranberry bushes (*Viburnum opulus* var. *americanum*), 309 fragrant sumacs (*Rhus aromatica*), 80 gray dogwoods (*Cornus racemosa*), and 255 ninebarks (*Physocarpus opulifolius*). “I wasn’t sure that some of them would even be available,” she adds.

Online research led her to several specialty growers who had the plants needed for the project. Trusty revised the plant list slightly. “A minor departure from the original plan was to use disease-resistant crabapple cultivars like ‘Sugar Tyme’ and ‘Snowdrift’ instead of the native species,” says Trusty. In addition, she found replacements for a few plants—including Japanese honeysuckle (*Lonicera japonica*)—that are now considered either nuisance plants or invasive species.

Before moving forward with the planting, Trusty asked Grese to review her revised plant list. “I wanted to get his blessing on any substitutions in plant selection or quantities,” she says.

To give the garden as mature a look as possible, Trusty purchased some large trees and shrubs to supplement smaller native species she acquired from the Indiana De-



Jensen’s design for the Link property called for 309 fragrant sumacs (*Rhus aromatica*), top, and 145 American cranberry bushes, above, to be planted in various groves.



## JENS JENSEN: FATHER OF PRAIRIE-STYLE LANDSCAPE DESIGN

Born in Denmark in 1860, Jens Jensen immigrated to the United States when he was 24. After brief stints in Florida and



Jens Jensen in his later years.

Iowa, he and his young family moved to Chicago, where he became a laborer for the Chicago West Park District in 1886. He immersed himself in the regional flora during weekend trips with his family into the prairies surrounding Chicago.

In 1888, Jensen planted native prairie species in a corner of Chicago's Union Park; this area later became known as the American Garden. He became superinten-

dent of Union Park in 1895 and quickly rose through the ranks to oversee Chicago's West Park District by 1905.

Jensen's reputation for innovative design spread rapidly, and in 1920 he went into private practice. Over the next 15 years he designed hundreds of parks, golf courses, resorts, and private residences, primarily in the Midwest. His designs for the homes of Eleanor and Edsel Ford in Michigan and Maine are particularly well known.

In 1935, Jensen scaled back his design practice and moved to Wisconsin, where he founded a training program for landscape architects at his home, known as "The Clearing."

### JENSEN'S DESIGN STYLE

The use of native plants was a key component of Jensen's "prairie style" design, but other important elements were use of light and shadow, open space, movement, curving lines, water, and native stone, particularly limestone.

Two features Jensen often included in his designs were a player's green and a council ring. The player's green was a slightly elevated sunny area that served as the stage for outdoor theatrical performances. "Jensen delighted in creating a space for outdoor drama whenever he found a willing client," says Robert Grese, author of *Jens Jensen: Maker of Natural Parks and Gardens* (see "Resources," this page, below). "These garden spaces were designed not as traditional theaters, with a developed stage and seats, but as natural settings for plays, musical offerings, or recitations."

To form his iconic council rings, Jensen stacked flat limestone rocks to form a circular bench with an opening on one side. These rings were intended to serve as gathering places where story-telling, musical performances, and theatrical productions could be held.

When Jensen died in 1951, the *New York Times* described him as the "Dean of American Landscape Architecture." His work lives on through his many designed parks and gardens and through the continuing influence of his design philosophy among contemporary landscape architects. —J.H.M.

partment of Natural Resources Forestry Division. "We planted around 700 seedlings, including redbuds (*Cercis canadensis*), flowering dogwood (*Cornus florida*), eastern ninebark (*Physocarpus opulifolius*), and gray dogwood (*Cornus racemosa*)," she says.

"Doing this project and researching Jensen certainly gave me a deeper appreciation for using native plants in the landscape," says Trusty. "I found many of them growing in my own woods in Indiana, so I paid closer attention to the seasonal interest they had to offer and found them quite beautiful."

### LIFE IN A JENSEN GARDEN

The majority of the restoration was completed between February and September 2009. As of this year, the Sloans have planted more than 2,000 plants. "The design is very low maintenance," says Robert Sloan. "We just keep the weeds pulled, and let the plants grow naturally, which is how Jensen

## Resources

**Jens Jensen: Maker of Natural Parks and Gardens** by Robert E. Grese, Johns Hopkins University Press, Baltimore, Maryland, 1992.

**Siftings** by Jens Jensen. The Johns Hopkins University Press, Baltimore, Maryland, 1990. (Originally published 1938.)

**The Jens Jensen Legacy Project**, [www.jensjensen.org](http://www.jensjensen.org).

**Jens Jensen PBS documentary**, [www.jensjensenharmoniousworld.org](http://www.jensjensenharmoniousworld.org).

**"Jens Jensen: Prairie Visionary"** by Carole Ottesen. *The American Gardener* (November/December 2005).

designed it—prairielike native designs." As a testament to the toughness of the native plants, he notes that even after two summers of drought, "nothing has died."

The one area that the Sloan family has not yet restored based on Jensen's original plan is the four symmetrical vegetable gardens on the backside of their home, which were designed to be surrounded by raspberries, grapes, currants, and gooseberries. Currently, this area contains a cedar playground with a fort, climbing rope, slide, and tire swing. "We plan to restore it, but right now we wanted an area for the kids' playground," Robert explains.

In his biography of Jensen, Grese writes that "shortly after the turn of the century, Jensen helped organize Chicago's Playground Association, which sought to provide a variety of play areas for children in the heart of Chicago." In light of that, the Sloans feel Jensen would approve of this temporary tweak on his design. 🌿

*Janet Hommel Mangas is a freelance writer based in Greenwood, Indiana.*



# Grow With Us



American Orchid Society

.....

*Beginner or expert, share your passion for orchids by giving a gift membership to the American Orchid Society today!*


.....

*Since 1921, the American Orchid Society has been considered the premiere resource for orchid information. Join this select group of individuals who have discovered the rare and exotic world of orchids.*

.....

*For American Orchid Society membership information and benefits, please go to [www.aos.org](http://www.aos.org)*





# *enchanting* Witch Hazels

**S**WEET. FETID. Honeylike. Musky. Cloying. Spicy. Standing with a group of gardeners as we examine a young shrub in full bloom, I am struck by our varied perceptions of a single scent. Even more striking, perhaps, is the fact that we are enjoying these flowers and their fragrance on a January day with the temperature hovering around 40 degrees Fahrenheit. The object of our attention is a vernal witch hazel, and it has the remarkable—almost magical—ability to flower in January despite the cold.

Witch hazels (*Hamamelis* spp.) are versatile shrubs with a beauty that is equally at home in the cottage garden and the formal landscape, providing flowers from the frosts of October through the late snow flurries of March. These shrubs are easy to find in nurseries and are hardy in USDA Hardiness Zones 4 through 8. In addition to fall or winter flowers, many have beauti-

Few shrubs pack more punch in the winter landscape than witch hazels, which bear delicate, fragrant flowers on a sculptural frame of bare branches.

BY CHRIS STRAND

**Blooming in fall or early winter, common witch hazel is native to woodlands in much of the eastern United States. Because the fragrant flowers are sometimes obscured by the fall foliage, selections are available that bloom after the leaves drop.**

ful autumn foliage color and an intriguing angular profile that complements other ornamental plants. And this versatility is provided by just five major species.

## SEQUENTIAL SPECIES

All witch hazels flower at unusual times, a characteristic that adds considerably to their value in the landscape. As with most plants, flowering times can vary quite a bit depending on local growing conditions. While mild temperatures cause plants to flower earlier, cool temperatures can extend flowering by preserving individual blossoms for several weeks. The flowers are well adapted to the cold; to protect themselves from very low temperatures, the individual petals will curl up like tiny clock springs.

Here in the mid-Atlantic, the common witch hazel (*Hamamelis virginiana*, USDA Hardiness Zones 3–8, AHS Heat Zones 8–1) begins the witch hazel season





with flowers in September or October, depending on the weather. This witch hazel is found in woodland settings but is adaptable and can grow in a wide range of habitats from Canada to Florida and from the East Coast to as far west as Texas. It is not uncommon to catch the scent of the threadlike, yellow-petaled flowers before you see them, as they often compete with fall foliage for our attention.

Next, the vernal witch hazel (*H. vernalis*, Zones 4–8, 8–1) starts flowering in January. Native to gravelly stream banks in the Arkansas and Missouri river drainages, it is the real stalwart of the bunch, often flowering with frost on its petals. The short-petaled flowers are typically red and extremely fragrant, but no two people seem to experience this unique scent in quite the same way.

In February, the Chinese witch hazel (*H. mollis*, Zones 5–8, 9–1), the Japanese witch hazel (*H. japonica*, Zones 5–9, 9–5), and the hybrid witch hazel (*H. ×intermedia*, Zones 5–9, 9–1) begin to flower.

The Chinese witch hazel is very floriferous. A mature specimen can be clothed in thousands of chrome-yellow flowers

**Vernal witch hazel, top, starts blooming anytime from January to March, depending on region. Chinese witch hazel, bottom, is prized for its fragrant, long-lasting yellow flowers.**



that give off a sweet, clean odor that reminds me of soap.

While not quite as floriferous, the Japanese witch hazel can have flowers that are yellow, red, or a colorful combination of the two. With delicately curled petals reminiscent of crêpe paper, the blossoms are beautiful both individually and *en masse*. Japanese witch hazels have the best autumn color of the various species—with mottled crimson, orange, and yellow leaves.

The hybrid witch hazel, a cross between the Chinese and Japanese witch hazels, combines some of the best characteristics of both. Hybrid witch hazels are very floriferous and fragrant and have been selected to provide a wide range of flower color—pale lemon yellow to deep carmine red. In addition, hybrid witch hazels have some of the best fall color among ornamental shrubs, with all the hues of sugar maples and tupelos in one compact package.



## STRAPPING BLOOMS

Although the flowers of all witch hazels are similar in form, as a group they are rather unusual. Each blossom consists of four petals radiating outward from a leathery calyx. The narrow petals vary in length from a quarter to one inch long and can be as smooth as a piece of ribbon or wrinkled like crêpe paper. Individually, the flowers—which are arranged along the branches in clusters—are curious but not all that showy. However, when they clothe a shrub in the hundreds and thousands—as they do at peak bloom—the effect is stunning.

Petal color includes shades of yellow, tangerine, carmine red, or a striking combination of all three. Red-flowered forms may be difficult to see in the land-

scape unless positioned against contrasting foliage or backlighting, but many of the red forms have spectacular fall color. Yellow-flowered cultivars vary in both hue and intensity. Some are retina-burning bright in a shade of yellow that approaches chartreuse, while others are a rich, mellow gold.

Consider flower color carefully when choosing a cultivar for your garden. Better yet, visit a nursery or botanical garden where you can see and smell several species and cultivars to help you make your choice.

## FORM AND FOLIAGE

In habit, the witch hazels are large shrubs or small trees. At maturity, specimens of the common, Chinese, hybrid, and Japanese witch hazels can reach 18 feet high

and just as wide. The vernal witch hazel is more shrubby, with a mature height of 10 feet and a 12-foot spread.

Witch hazels have a pleasing angular habit; young plants often look like narrow green isosceles triangles from a distance. I find this shape very useful because it accommodates underplantings of perennials and low-growing shrubs and is easily maintained by careful pruning.

Most witch hazels bear deep green, five- to six-inch, smooth leaves. The exception is the Chinese witch hazel; its leaves are slightly larger and are covered in dense, felty hairs. Fall leaf color varies by cultivar from yellow to crimson. *H. ×intermedia* 'Hiltingbury', for example, turns brilliant red; it is worth growing for its autumn color alone.



The hybrid selection 'Diane', above, is sought after for its coppery red flowers and colorful fall foliage. Witch hazels such as *H. vernalis* 'New Year's Gold', right, have attractive, obovate leaves with scalloped edges.






## WITCH HAZEL SELECTIONS

The witch hazels discussed in this article are a mix of tried-and-true cultivars and a few less-common but excellent varieties. The table below lists the plants by their flower color and includes their flowering time in the mid-Atlantic region. Where applicable, I have noted a region where certain selections perform best, based on information solicited from botanic gardens and arboreta throughout the United States.

Some selections are included not just for their flower color but because they have other useful or unique qualities. *H. ×intermedia* 'Sunburst', for example, is perhaps the showiest of the witch hazels in flower and can be seen from quite a distance. The petals are a translucent greenish yellow that when backlit looks practically neon. *H. ×intermedia* 'Angelly' is a very elegant selection that combines lemon-yellow petals and green calyces with a beautiful angular habit and pumpkin-orange fall color. 'Sandra' is unique among the vernal witch hazels. Though it flowers a bit later than the species, it has outstanding mottled yellow, orange, and scarlet fall color. The autumn color of *H. ×intermedia* 'Hiltingbury' is among the most striking of the listed cultivars. It has brilliant carmine-red leaves highlighted with a yellow pinstripe on the margins. —C.S.


Plant	Flower Color	Time of Flowering	Fall Foliage Color	Regional Selections	USDA Zones, AHS Zones
<i>H. ×intermedia</i> 'Sunburst'	bright yellow	Feb.	yellow and orange	—	5–9, 9–1
<i>H. ×intermedia</i> 'Angelly'	yellow	Feb.	orange	—	5–9, 9–1
<i>H. mollis</i> 'Pallida'	yellow	Feb.	yellow	—	5–8, 9–1
<i>H. vernalis</i> 'Sandra'	chrome yellow	Feb.	orange and scarlet	—	4–8, 8–1
<i>H. virginiana</i>	yellow	Oct.	yellow	—	3–8, 8–1
<i>H. mollis</i> 'Early Bright'	yellow	Jan.	yellow	—	5–8, 9–1
<i>H. mollis</i> 'Princeton Gold'	yellow	Feb.	yellow	Mid-Atlantic	5–8, 9–1
<i>H. ×intermedia</i> 'Primavera'	golden yellow	Feb.	orange	—	5–9, 9–1
<i>H. ×intermedia</i> 'Barmstedt Gold'	golden yellow	Feb.	yellow	Midwest	5–9, 9–1
<i>H. ×intermedia</i> 'Arnold Promise'	golden yellow	March	red and orange	New England	5–9, 9–1
<i>H. ×intermedia</i> 'Jelena'	red grading to yellow	Feb.	orange and scarlet	upper South	5–9, 9–1
<i>H. japonica</i> var. <i>flavopurpurascens</i>	red grading to orange	Feb.	red and yellow	—	5–9, 8–1
<i>H. vernalis</i> 'Red Imp'	red	Jan.	yellow	—	4–8, 8–1
<i>H. ×intermedia</i> 'Diane'	red	Feb.	orange	Northwest	5–9, 9–1
<i>H. ×intermedia</i> 'Hiltingbury'	deep red	Feb.	scarlet	—	5–9, 9–1



'Princeton Gold'



'Jelena'



*H. japonica* var. *flavopurpurascens*





Although best known for their flowers, witch hazels have many ornamental attributes, including outstanding fall foliage color from selections such as ‘Arnold Promise’, above.

As fall leads to winter, you may notice that your witch hazel has the unfortunate habit of retaining some dead leaves. This is natural, but it can interfere with your enjoyment of the flowers. Choosing a slightly more open planting location—with the increased chance of exposure to occasional fall and winter winds—will help reduce this tendency.

### SELECTING WITCH HAZELS

When selecting a witch hazel from a nursery, first look for a specimen with an overall healthy appearance. Because almost all witch hazel cultivars are grafted, special attention should be paid to the graft union. Look closely at the base of the trunk and you will see the union, the area where the understock joins the

## Resources

**Manual of Woody Landscape Plants** (6th edition) by Michael A. Dirr. Stipes Publishing, Champaign, Illinois, 2009.

**Witch Hazels** by Chris Lane. Timber Press Inc., Portland, Oregon, 2005.

## Sources

**Fairweather Gardens**, Greenwich, NJ. (856) 451-6261. [www.fairweather.com](http://www.fairweather.com).

**Forestfarm**, Williams, OR. (541) 846-7269. [www.forestfarm.com](http://www.forestfarm.com).

**Gossler Farms Nursery**, Springfield, OR. (541) 746-3922. [www.gosslerfarms.com](http://www.gosslerfarms.com).

**RareFind Nursery**, Jackson, NJ. (732) 833-0613. [www.rarefindnursery.com](http://www.rarefindnursery.com).

scion. Examine the plant for signs of graft incompatibility such as suckering from the understock.

Flower color and fragrance can vary slightly from one cultivated form to another, so buying a plant in bloom may help avoid disappointment. However, it can be slightly more difficult to choose a healthy plant if you purchase it when it is in flower because you can't readily assess its overall vigor. On flowering plants, look for healthy branches with plenty of growth from the previous year; avoid shrubs with trunk damage or evidence of suckering.


If you are selecting a larger plant, it should display the habit you want. I prefer an overall vase shape, with three to five similarly sized branches angling upwards. A smaller plant can usually be selectively pruned to attain this shape.

If you purchase a witch hazel outside the planting season for your area, heel it in or surround the container with mulch in a sheltered corner of your garden, and keep it watered until it is time to plant.

### EASY TO ACCOMMODATE

All but the vernal witch hazel are native to woodland areas and thrive in soils that are moist, well-drained, slightly acidic, and rich in organic matter. I have found, however, that witch hazels can adapt to sharper drainage or clay if they are mulched twice a year with shredded





Many witch hazels develop a pyramidal habit that allows for underplanting with perennials or small shrubs. Here the hybrid selection 'Orange Glow' provides shade for a colony of bear's-foot hellebores (*Helleborus foetidus*) at Washington Park Arboretum in Seattle.

leaves or compost and watered well. Native to gravelly banks of streams, the vernal witch hazel is perhaps the most adaptable. It can grow in both organically rich soils and spare, sandy soils.

All witch hazels can grow in shade or sun. Though they are woodland plants, they can tolerate full sun if they are provided with enough water during times of drought. Specimens grown in full sun seem to retain their angular habit and are denser overall, while shaded specimens tend to develop a rangy habit as they reach for the light.

Witch hazels rarely suffer from serious pests or diseases. Occasionally they contract a bit of mildew or a leaf gall, but these usually do not cause long-term damage. In the last decade, a leaf blight caused by the fungus *Phyllosticta hamamelidis* has been affecting some witch hazels, particularly in the mid-Atlantic region.

### MAXIMIZING LANDSCAPE POTENTIAL

With their ability to adapt to most growing conditions, witch hazels are easy to include in almost any landscape. They provide fall and winter interest to an informal woodland garden in combination with other shade-loving plants. Yet they are also suited for the formal garden, when grown alone or as the centerpiece of a formal bed.

Although witch hazels are large shrubs by nature, they can be pruned to look more treelike or to grow along a wall as an espalier. Young plants should be pruned to remove poorly positioned branches and to maintain their habit. In general, less pruning is better, because large cuts take some time to heal. Pruning and training for an espalier should be carefully planned to minimize the number of cuts.

Beautiful and versatile, witch hazels show off especially well when com-

bined with winter-flowering bulbs and perennials such as bear's-foot hellebore (*Helleborus foetidus*) and *Crocus tommasinianus*, ornamental grasses and sedges such as *Carex morrowii* var. *temnolepsis*, and evergreen groundcovers such as *Arum italicum*.

Like good house guests, witch hazels are easy to accommodate. They are not overly picky about where you put them, and during those short, chilly days of autumn and winter, when little else exciting is happening in the garden, they provide some magic with their fragrant and colorful blooms.

---

*Chris Strand is Director of the Garden and Estate at Winterthur Museum, Garden & Library in Delaware. This is an updated version of an article originally published in the November/December 2003 issue of The American Gardener.*





# Nancy Goodwin

Noted writer, garden designer, and plantswoman Nancy Goodwin has created a masterful legacy at Montrose, her North Carolina home and garden.

BY ANNE RAVER

WHEN NANCY and Craufurd Goodwin bought Montrose, a historic estate in Hillsborough, North Carolina, more than 35 years ago, it wasn't just a matter of finding a gracious 1890s house on 61 acres of rolling land with magnificent trees. "It was the beginning of the greatest adventure of my life," Goodwin, 77, wrote in her lyrical 2005 memoir, *Montrose: Life in a Garden* (see "Resources," page 36).

Renowned for her sense of color and design, as well as her extraordinary ability to grow plants, Goodwin has turned Montrose, which already had good bones, into a timeless, living work of art and a

worthy destination for traveling plant lovers. For a time in the 1980s and '90s, it was also home to her mail-order nursery, which specialized in uncommon plants for discriminating gardeners.

"I put Nancy in a very rare league among the gardening community in North America," says Dan Hinkley, co-founder of the former Heronswood Nursery and now a consultant for Monrovia nursery. "A serious plantswoman and strict gardener, smart but elegant, with the savvy and energy to run a nursery—which, in the case of Montrose, turned out to have been one of the best mail-order sources for rarities for several years." The template for Montrose

was repeatedly used for nurseries that followed, including Heronswood.

Goodwin has come to be associated with hardy cyclamen, which she grows in great numbers at Montrose. She has also introduced a number of stellar plants, most notably *Heuchera* 'Montrose Ruby'.

"I think of Nancy every time I walk past 'Montrose Ruby,'" says Allen Bush. A longtime horticulturist with Jelitto Perennial Seeds, Bush, who gardens in Louisville, Kentucky, calls 'Montrose Ruby'—a cross between 'Palace Purple' and *H. americana* 'Dale's Strain'—his "best landscape coral bell, bar none. I've got it planted all over the place," he says.





Opposite: In summer, Montrose's tropical garden area is a colorful blend of bananas, yuccas, and tender perennials. Above: Hardy cyclamen and other small bulbs carpet the woodland in winter. Right: Nancy Goodwin grows plants from seeds and cuttings for sale at the garden's open days.

In addition to creating a horticultural gem at Montrose, Goodwin has spread her passion for plants in her books and many articles for magazines. She also co-edited, with Allen Lacy, *A Rock Garden in the South* (Duke University Press, 1990), the posthumous book by an earlier Southern gardening icon, Elizabeth Lawrence.

### A GARDENER'S GARDEN

Montrose is captivating in all seasons, but Goodwin especially loves the little bulbs of winter. "I walk the paths and can no longer count the number of cyclamen," she says.

Tens of thousands of the cyclamen, snowdrops (*Galanthus* spp.), primroses, and many other species she started from seed have naturalized beneath the oaks and dawn redwoods (*Metasequoia glyp-*



*tostrobooides*) and crept across the front yard; they run like little rivers through the woodland behind the house.

In summer, the gardens behind the big white two-story house are ablaze with bright colors and ebullient bloomers lounging over a geometry of paths. The lath house, which replaced the old grape arbor south of the house, not only provides a shady respite—underplanted with

ferns, hostas, polygonatums, and pulmonarias—but also adds a powerful vertical sculpture, and a constant to the ever-changing surrounding gardens, which are ordered by seasons or color (to see a map of Montrose, click on the link to this article on the AHS website).

"I never knew what I would see at Montrose," says Allen Lacy, the gardener and writer whose long-running corre-



spondence with Goodwin was published in *A Year in Our Gardens* (University of North Carolina Press, 2001). Lacy compares the development of Goodwin's gardens at Montrose to symphonies by Austrian composer Gustav Mahler. "Huge crescendos and big effects," he says, "with little intimate duets and trios."

Their friendship got off to a rocky start in 1985, sparked by a column Lacy had written about hardy cyclamen for the *Wall Street Journal*. He had mused about "exotic bulbs coming across the Sahara by camel," he recalls. "She wrote me and said, 'These are collected in the wild. You are contributing to their demise. Please come and see me.'"

Goodwin had been alluding to the illegal trade of wild-collected bulbs from Turkey and the Middle East that were then turning up in American nurseries. Montrose Nursery—the mail-order nursery she started in 1984 by sending out a mimeographed list of cyclamen and other plants grown from seed or cuttings—was in part intended as a way to offer rare plants without depleting wild colonies.

"There was nothing high falutin' about the catalog, but there were always lots of precious gems and interesting stories behind the gems," says Allen Bush.

## EAGER BEGINNINGS

Goodwin's need to garden not only springs from her environment, but is also rooted in her own gene pool. Her father, an English professor at Duke University in Durham, North Carolina, loved to grow vegetables. Her mother, a fourth-grade teacher, adored flowers, especially wild ones.

In *Montrose: Life in a Garden*, she recalls childhood experiences of following her parents as they looked for wild yellow lady slippers in Durham County, one time fleeing under gun fire when they got too close to a moonshine still. After a 13-hour drive to Tennessee or Georgia to visit grandparents, they would crawl out of the old Studebaker and head straight for the gardens. "We

didn't wait a minute longer to see the newest plant in bloom," she wrote.

As young newlyweds, Craufurd and Nancy Goodwin bought a house in Durham, where Nancy wanted to plant everything. After three years, they ran out of space, prompting them to find their way to Montrose. The first fall, Goodwin learned an important rule about stewarding an old garden. She had dug a load of bulbs from her former garden in Durham, and began to plant them

burned—twice, in fact—first in the 1860s, and later in the 1890s.

When the Goodwins arrived in 1977, rumpiled boxwoods were a sea of green around the early 19th-century house. They could see beyond the green fern wallpaper to the light streaming through its big windows and the elegant proportions of its rooms. They loved the old trees, the grape arbor, kitchen garden, and the 20 acres of woods that ran down to the Enos River.



In winter, the dried stems of Formosa lilies grace the walkway to Montrose's 19th-century house.

beneath the old trees in the front yard. "But every time I dug, I hit a bulb," she says. "I didn't know what was here. So I stopped." After that, she and Craufurd began watching and waiting.

Montrose had been the home of William Alexander Graham, a North Carolina senator, governor, and secretary of the navy, who lived there with his family from 1842 to the 1860s. His wife Susan laid out the gardens. Their descendants carried on, rebuilding the main house when it

### Visiting Montrose

For information about tours by appointment and dates of open days, send an e-mail to Nancy Goodwin at [montrosegdn@embarqmail.com](mailto:montrosegdn@embarqmail.com).

"The previous owners had pastured their cows in the woods," says Goodwin, "so there was almost nothing." But, she knew, from the tall straight poplars, and the beech and birch trees, what a perfect place it would be for woodland bulbs.

She and Craufurd walked through the office behind the house—two buildings joined together, where Governor Graham had practiced law—"and I fell in love," wrote Goodwin. "I could teach here and never disrupt the business of the house."

An accomplished pianist and harpsichordist with a degree in music, Goodwin moved her grand piano into the space. She planted her favorite bulbs outside the windows so she could see them blooming, even while inside teaching music to her students. She also would read and write in peaceful silence there, without the music




## THE WINTER GARDEN AT MONTROSE

One of Nancy Goodwin's accomplishments at Montrose has been the creation of a garden that offers tremendous interest even in winter. Her love for the "small bulbs"—the fall- and spring-flowering crocuses and colchicums, reticulated irises, snowdrops (*Galanthus* spp.), and hardy cyclamen—is legendary.

She is most fond of the winter-blooming species, like *Iris reticulata*, whose gray-green spears poke through the oak leaves in the rock garden and *Iris unguicularis*, which produces a little purple flower with darker slender lines, blooming as early as December during warm winters. Last year, the first wave of giant snowdrops blanketed the woods by Thanksgiving, and the first hardy cyclamens bloomed in early December, with aconites opening by Christmas.

Winter is the season for little bulbs, when Goodwin gets down on her hands and knees beneath the dawn redwoods to observe the differences in leaf patterns and shades of color, from white to magenta, of the *Cyclamen coum* she has started



Above: Among the little bulbs that Goodwin admires is *Iris unguicularis*, which blooms in late winter. Left: Goodwin's winter garden includes a textured tapestry of conifers, trees with attractive bark, and winter-blooming shrubs.

from seed. These butterflylike flowers now bloom throughout the woods. Snowdrops that Goodwin first started from seed now also flourish in successive generations. She collects seeds from unusual bloomers—a *Galanthus nivalis*, for instance, which is more chartreuse, even yellow than green inside—to plant in pots and select the best forms to put out again in the woods.

Hellebores flower here too, in drifts of white, green, and deep purple. Goodwin makes her own crosses, sitting among the hellebores as they bloom and rubbing the pollen of one form against another. Primroses bring bright blue and yellow to the woodland floor; the native bloodroot (*Sanguinaria canadensis*) turns it white in April.

But winter also opens up the views through these woods, from the top of the hill, down to the pond. The straight trunks of the poplars rise like cathedrals and the alligator bark of the persimmons is revealed.

In this starker world, the first fragrant apricot-pink blooms of flowering apricot (*Prunus mume*) can stop a gardener in her steps. Later, the paperbush (*Edgeworthia chrysantha*) will open its clusters of fragrant flowers.

"I think it's the promise that we love best about the winter garden," says Goodwin, who watches for the buds of her winter jasmine (*Jasminum nudiflorum*) to turn red. "You can bring it in then, and it will open in less than a week," she adds.

Other plants that herald winter at Montrose include the witch hazels (*Hamamelis* spp.), especially the intensely yellow cultivar 'James Wells'. In Nandinaland, a border at the curve of the driveway, clusters of deep red berries contrast with the chartreuse-yellow needles of *Chamaecyparis obtusa* 'Limerick'. And the coral stems of the nearby *Cornus sanguinea* 'Winter Beauty' make the conifer seem to glow even brighter.

Goodwin also revels in the spiky yuccas in the sunny parts of the gardens and the strappy wide leaves of rohdeas and hardy palms in the woods. It's the contrasts, even in winter, that give a garden its edge. Dissonance, Goodwin claims, is key to any art form. Likening the garden to the watercolor paintings of English Romanticist William Turner, she says, "All these pastel colors in his seascapes—and one little spot of red that turns it into life."  
—A.R.



that Craufurd, an economics professor, plays to fuel his own work in his study.

“When I got here, I wanted to grow every cyclamen I could, every geranium I could,” says Goodwin, who would concentrate on a new genus each year.

She joined the Royal Horticultural Society and got its seed list. She read and reread the books of Elizabeth Lawrence and tried to find everything Lawrence said would grow in the area. As she worked in the rock garden, finding irises and bulbs planted by previous gardeners, she plunged into the works of other garden writers such as Louise Beebe Wilder and E.A. Bowles.

In those first years, Goodwin planted perennials beneath the serpentine border of the boxwood, which, thankfully, had never been pruned out of their natural shape. She dug up the ivy that rambled over either side of the front walk, tilled in compost and gravel and planted dianthus and heat-loving succulents. The Dianthus Walk, with its grays and blues and fragrant white Formosa lilies that bloom on eight-foot stems in July, is one of her many masterpieces. Goodwin leaves the dry lily stems and pods as graceful silhouettes in the winter garden.

Those first years were focused as well, on the huge vegetable garden south of the house. She pruned the grapevines in winter and made juice in summer. The tomatoes were so plentiful that she and Craufurd had fresh tomato juice every morning, and tomatoes every night. Eventually, tired of so much excess produce, she started to “insinuate asters” into the vegetable beds.

## A NURSERY FOR SERIOUS GARDENERS

Spending precious sunny days teaching reluctant children how to play the piano and harpsichord was sometimes a source of frustration for Goodwin. So in 1984, she launched Montrose Nursery by converting the vegetable garden for that purpose. By then, she had plenty of extra to sell and she hoped the profits might pay her way out of the music room and back to the garden.

The nursery was also a direct line to the world’s most serious plants people, many of whom were aware of her love for cyclamen. Seed collectors from Scotland, Germany, and England sent her cyclamen seeds.

Allen Lacy first put Montrose on the map when he wrote about the gardens and the nursery for *American Horticulturist*, an earlier incarnation of *The American*

## Resources

**A Year in Our Gardens** by Nancy Goodwin and Allen Lacy. The University of North Carolina Press, Chapel Hill, North Carolina, 2001.

**Montrose: Life in a Garden** by Nancy Goodwin. Duke University Press, Durham, North Carolina, 2005.

*Gardener*, in 1985. “My mailing list went from 25 to 125,” says Goodwin.

Later, as the *New York Times* garden columnist, Lacy would write about Montrose’s magnificent trees. Serious gardeners began making pilgrimages there, carrying off the plants propagated at Montrose Nursery as well as design inspiration for their own landscapes.

Goodwin remembers the visit of English gardener and author Christopher Lloyd, of Great Dixter fame, and how he glared at the forget-me-nots spreading through the rock garden.

“He said, ‘You aren’t going to leave those there are you?’ and I said, ‘Well, I sort of like them,’” she says. She went to his lecture that night in Hillsborough and heard him declare, “People in this country

don’t grow enough forget-me-nots!”

Goodwin had started the nursery as a way to get back to the garden. But, ironically, its success pushed her back into her office, this time to ship plants and write catalogs. She didn’t even have time to walk through her gardens. In 1994, she closed the nursery, put on her kneepads, and got back to doing what she loves best.

## THE BEAUTY OF SEEDS

For Goodwin, the process of growing is a source of fascination. “The Grahams planted these two metasequoias,” Goodwin says of the 80-foot dawn redwoods that grace the front lawn. “They were probably among the original distribution.” She is referring, in that casual way of one gardener to another, to the dawn redwood seeds that an Arnold Arboretum-sponsored expedition collected in China in 1947, shortly after the coniferlike tree, long thought extinct, was found flourishing in eastern Sichuan Province. The seeds, or seedling trees grown in Boston, were sent to other arboreturns and serious gardeners, to see how they grew in different climates, and to preserve the gene pool.

It turns out that dawn redwoods, at least under Goodwin’s hand, practically



Goodwin evaluates hellebore flowers in early spring. She often hand-pollinates hellebores and other perennials, fostering the development of new and interesting flower colors or patterning.



grow like weeds here. “I grew that one from seed,” she says, of a monster next to the smokehouse. “We had tremendous germination last year, and lots of little trees.” As with any plant growing from seed, Goodwin is enchanted with the subtle differences between each one. “It’s interesting to see how they vary in shape, or in their needles,” she says. “It’s very subtle, like the great variety in cyclamens.”

She encourages visitors to get down on their hands and knees to examine the velvety carmine petals of *Cyclamen coum*, hovering like a butterfly over its heart-shaped, deep-green leaves. She collects the cyclamen seed capsules as soon as they ripen, usually at the end of May. If she is tardy, they are sometimes carried off by ants, which she takes in stride. “I think they clean the seeds, and leave them wherever, where they have a better chance of germinating,” she says.

Even though her nursery closed years ago, Goodwin sells potted seedlings and cuttings of these and other plants from her gardens during the open days she holds at Montrose each May and September.

## GARDEN PHILOSOPHY

Goodwin combines the meticulousness of a scientist with the sense of form and color of an artist. Considering her background and passions, that is just the natural course of things. For one thing, artists have to love solitude. “All of these things have to be done or thought about pretty much by one person,” Goodwin says. “And then expanded if you have people who have similar ideas or different ones that can challenge you.”

She treasures the hours she spends with the three part-time gardeners, two of whom, Cathy Dykes and Cheryl Traylor, have been with her for 12 years.

“They make up one full-time gardener,” she says of these kindred spirits who like hard physical labor and the detail work required of tending any great garden. But when everyone has gone home for the day, she and her dog, Angie, often enjoy a walk through the garden by themselves.

The art of the garden itself “is a question of form and color throughout the seasons,” she says. “Not to just aim at one period, but through every week.” She compares those fleeting moments, so hard-earned, to music. “You have a brief



Goodwin plants several large containers each year, including this Victorian cast-iron urn that sits at the center of her color gardens with the lath house in the background.

moment, and you never get it back, it’s never quite the same,” she says. “You work and work and you have a vision, and then, depending on the weather, and if no animal eats it, and the plants around it don’t kill it with their allelopathic compounds, you know, it’s a gamble. You’ve got this one chance every year.”

## PREPARING A LEGACY

Goodwin’s life-long adventure will never be finished. And, as she puts it, her gardening in the history of Montrose is “just a tiny little blip. Montrose was established long before we were here. And it will continue.”

To that end, the Goodwins have set up the Montrose Foundation, Inc., to which they will leave the entire property, including the buildings and their contents, which are on the National Register of Historic Places. The house is filled with paintings, art, and antiques collected from the many visits the couple has made to England.

“Basically, we want to continue to have the gardens be developed in the same spirit,” says Goodwin.

Visitors will still be able to view the house on certain open days, or by appointment. “Our goal is horticultural programs and education, rather than a place to walk the dog,” notes Goodwin. The Garden Conservancy has also partnered with Montrose as a preservation project, offering its expertise, as needed.

Who can explain falling in love—with a place or person or animal? But it happened to Goodwin at Montrose in many layers, in one fell swoop, and has lasted a lifetime. “I think being carried out feet first would be a good thing,” she says. “I can come back as fertilizer for the irises.”

---

*A freelance writer who covers gardening regularly for the New York Times, Landscape Architecture, and The American Gardener, Anne Raver lives in Maryland.*



# Boxwood Revival

The availability of new boxwood selections with appealing characteristics has led to a resurgence in popularity for this classic landscape plant.

BY LYNN R. BATDORF



**T**HROUGH MORE than 6,000 years of gardening history, boxwood (*Buxus* spp.) has served as a dependable, low-maintenance evergreen shrub, affably deferring to—and serving as a foil for—a multitude of showy and colorful landscape plants. Today, boxwood is enjoying a quiet, yet strong resurgence that acknowledges the enduring contributions of this beloved shrub to the garden.

This resurgence can be largely traced to the introduction of a number of exciting new selections, as well as to greater awareness of proper cultural techniques for growing boxwood. Another reason is that deer and other wildlife rarely browse boxwood.

Up until 30 years ago, most American gardeners were growing forms of common box (*B. sempervirens*)—especially the selection known as English boxwood (*B. sempervirens* ‘Suffruticosa’). More recently, excellent selections of other species and hybrids have been released through breeding and selection programs (see chart, opposite page, for a list of the most common boxwood species). There are now nearly 350 different cultivars of boxwood available, each with distinctive characteristics.

As boxwood curator at the U.S. National Arboretum in Washington, D.C., for 36 years, I have evaluated many of these cultivars and observed their performance

in other regions. Based on my experience, I am profiling several selections that have distinguished themselves from their peers (see “Recommended Cultivars,” page 40).

## REGIONAL ADAPTABILITY

While boxwood is quite adaptable, it is not suited to all North American regions and climates. Boxwood thrives in much of eastern North America from Ontario south to North Carolina, Tennessee, and the northern part of the Gulf States. In the Midwest, boxwood generally does well in Indiana and Illinois south to Missouri. West of the Mississippi, boxwood is primarily restricted to coastal regions

Whether used singly or *en masse*, boxwood is suited to a wide range of landscape situations. Common boxwood shines in a container, above left, while the cultivar ‘Justin Brouwers’ makes an attractive edging for a gravel path, above right.



## COMMON BOXWOOD SPECIES AT A GLANCE

Species	Height/Spread (feet)	Description	Origin	USDA Hardiness, AHS Heat Zones
<i>B. microphylla</i> (littleleaf boxwood)	3–7/3–4	rounded, dense habit with medium green foliage	Japan	6–9, 9–6
<i>B. microphylla</i> var. <i>japonica</i> (Japanese boxwood)	3–8/12–15	broad, open habit with glossy, dark green foliage; tends to produce seedlings	Japan	6–9, 9–6
<i>B. sempervirens</i> (common boxwood)	10–20/10–20	large shrub or small tree with a rounded habit and dense, dark green foliage	S. Europe, N. Africa, Middle East	5–8, 8–5
<i>B. sinica</i> (Chinese boxwood)	5–8/6–8	upright with an open habit and dark green foliage	China	6–9, 9–6
<i>B. sinica</i> var. <i>insularis</i> (Korean boxwood)	2–7/6–8	upright with a loose, open habit; green foliage turns bronze in winter	Korea	4–8, 8–4

from southern British Columbia south to central California.

A useful guide to regional adaptability of boxwood cultivars is the *National Boxwood Trials Report*, an annual evaluation coordinated by Paul Saunders of Saunders Brothers, Inc., a wholesale nursery in Piney River, Virginia. The report includes ratings of cultivar performance from more than 60 test sites in the United States (see “Resources,” page 41).

### GROWING BOXWOOD

For success with boxwood, it’s critical to plant it in an appropriate garden site and provide for its cultural needs.

Before planting boxwood, test the soil for pH and available nutrients. Boxwood thrives in a near neutral to slightly alkaline soil (pH 6.8 to 7.5). If soil pH is below 6.8, applying slow-acting dolomitic lime is the most effective and long-lasting way to create the right soil conditions; the more readily available agricultural limes are quick-acting but have little long-term effect.

Boxwood grows best in free-draining, rich, loamy soil that stays consistently moist most of the year. During extended droughts, plants may need supplemental water. Avoid planting boxwood in low spots where water may accumulate.

The ideal site for boxwood, particularly in the warmest sections of its range, is one that is shaded in early afternoon. This helps reduce the risk of boxwood mite infestations. Placing boxwood where it is protected from south and west exposures minimizes foliage damage caused by strong winter winds and excessive sun.

Boxwood benefits from mulching, but the mulch should be applied no more than an inch deep. Because its roots grow close to the surface, avoid digging or edging too close to boxwood because this can cause root injury that can prove fatal.

If you grow English boxwood, an equally important task is annual thinning of foliage in fall. While this process is sometimes described as “plucking,” I cannot stress enough that it should be done with sharp pruners and not by breaking twigs by hand. Pruning small branches six to eight inches in length spaced around the shrub allows air and

sunlight to reach the interior. Avoid shearing boxwood because it promotes excessively dense foliage and makes plants susceptible to infections of *Volutella* canker, a disease that kills foliage and even entire branches.

Test the soil around your boxwood every two to three years to see if fertilizer or lime is needed. During my 36 years of taking care of the boxwood collection at the National Arboretum, I have only fertilized five times based on soil test results. If fertilizer is needed, it should be applied in fall because it will stimulate the root growth that occurs primarily at that time of year.



Slow-growing, semi-dwarf boxwood cultivars such as ‘Grace Hendrick Phillips’ make tidy evergreen groundcovers and are ideal for gardens where space is limited.



## RECOMMENDED CULTIVARS OF BOXWOOD FOR HOME GARDENS

### *Buxus microphylla* 'Grace Hendrick Phillips'

Introduced in the 1960s, 'Grace Hendrick Phillips' was slow to catch on because of its slow growth rate and small mature size. In modern gardens, however, these attributes have made it more appealing. A 30-year-old plant will reach about 28 inches tall and four feet in diameter with an informal conical habit. The typically pest- and disease-free foliage is small, dense, and dark green. It is often grown as a specimen in rock gardens or other small spaces. USDA Hardiness Zones 6–9, AHS Heat Zones 9–6.



### *Buxus microphylla* 'Green Pillow'

This slow-growing dwarf boxwood cultivar—a 30-year-old specimen will be about two feet tall and wide—is highly desirable for small sites. It is versatile as a specimen, massed, or as an edging plant. The dense foliage is not susceptible to boxwood psyllid. Zones 5–9, 9–5.

### *Buxus sempervirens* 'Dee Runk'

Registered in 1988, 'Dee Runk' has quickly gained popularity with gardeners. It has an attractive, narrow, columnar habit with strong, short side branches. Its form adapts well for a variety of landscape uses, including as a specimen, hedge, or allée. A 32-year-old specimen growing in Charlottesville, Virginia, is 14 feet tall and two feet in diameter at



the base. It is very similar in appearance to the better-known 'Graham Blandy', but its branches do not fall open, so it retains a better habit at maturity. It also handles snow load quite well. It's susceptible to only minimal damage from boxwood mite and boxwood psyllid, and appears to resist boxwood leafminer. Zones 6–8, 8–6.

### *Buxus sempervirens* 'Vardar Valley'

Discovered in southeastern Europe in the late 1930s, 'Vardar Valley' was not introduced until 20 years later. Young plants are mound shaped with a flattish top, but they tend to develop a more open, spreading habit as they mature. A 40-year-old plant can reach 10 feet tall and slightly broader. The attractive blue-green foliage is highly resistant to both boxwood leafminer and boxwood mite infestations, and it suffers only limited damage from the boxwood psyllid. This selection has only recently been recognized for its superior qualities, earning the prestigious Pennsylvania Horticultural Society Gold Medal Plant Award in 2002. Zones 5–8, 8–5.



### *Buxus sempervirens* 'Waterfall'

Best suited for specimen use, this relatively new boxwood, introduced in 1994, has a single upright trunk that will grow five to eight feet tall at maturity. The long, pendulous branches have a unique arching and open habit. The dark green leaves are very narrow. Zones 6–9, 8–6.

### *Buxus sinica* var. *insularis* 'Wee Willie'

Registered and patented in 2006, this durable, cold-hardy Korean boxwood forms a superior low-growing shrub with dense, dark green foliage. While the mature size and shape is still unknown, 'Wee Willie' is expected to grow two feet tall and wide. The decussate leaf arrangement, with successive pairs rotated 90 degrees from the previous pair, resembles that of boxleaf hebe (*Hebe buxifolia*). Zones 5–8, 8–5.

—L.R.B.



## Resources

**The American Boxwood Society**, [www.boxwoodsociety.org](http://www.boxwoodsociety.org).

**Boxwood: An Illustrated Encyclopedia** by Lynn R. Batdorf. The American Boxwood Society, Boyce, Virginia, 2004.

**The Boxwood Handbook: A Practical Guide to Knowing and Growing Boxwood** (3rd ed.) by Lynn R. Batdorf.

The American Boxwood Society, Boyce, Virginia, 2005.

**The National Boxwood Collection at the U.S. National Arboretum**, [www.usna.usda.gov/Gardens/collections/boxwood.html](http://www.usna.usda.gov/Gardens/collections/boxwood.html).  
[www.usna.usda.gov/Gardens/faqs/BoxwoodThinning.html](http://www.usna.usda.gov/Gardens/faqs/BoxwoodThinning.html).

**National Boxwood Trials Report**, <http://saundersbrothers.com/index.cfm/fuseaction/home.showpage/pageID/11/index.htm>.

## Sources

**Forestfarm**, Williams, OR. (541) 846-7269. [www.forestfarm.com](http://www.forestfarm.com).

**Gossler Farms Nursery**, Springfield, OR. (541) 746-3922. [www.gosslerfarms.com](http://www.gosslerfarms.com).

**RareFind Nursery**, Jackson, NJ. (732) 833-0613. [www.rarefindnursery.com](http://www.rarefindnursery.com).

**Saunders Brothers, Inc.**, Piney River, VA. [www.saundersbrothers.com](http://www.saundersbrothers.com). Wholesale and on-site only, but website has searchable directory of retail nurseries that carry boxwood.



'Vardar Valley' is distinguished by its attractive blue-green foliage and disease resistance.

## PESTS AND DISEASES

Other than the relatively recent concern with a disease called boxwood blight, boxwood has relatively few pest and disease problems, all of which can be minimized or prevented by appropriate site selection and cultural techniques.

Boxwood blight (*Cylindrocladium pseudonaviculatum*) was first described in southern England in 1994, quickly spreading through Europe. It was identified in the United States 10 years later, but the severity of the problem wasn't fully understood until last fall. This blight currently affects boxwood in eight mid-Atlantic states, plus

Oregon and British Columbia. Poor air circulation, overhead watering, and temperatures between 70 and 85 degrees Fahrenheit promote the development and spread of this blight. Visible symptoms begin with brown spots forming on leaves, followed by rapid and complete defoliation. Currently no resistant plants or effective treatments have been identified, so prevention through proper site selection and cultural practices is advised.

## DESIGN TIPS

Even though boxwood is slow growing, a common mistake is to situate plants under

windows or too close to sidewalks. Over time, windows and walks will disappear as the plants outgrow their allotted space. At that point, the only real solution is to transplant them or remove them.

In designing gardens, avoid planting boxwood near hollies, azaleas, and other acid-soil loving plants. While this combination may be visually attractive, the soil pH requirements of these plants are incompatible with those of boxwood.

## NEW FRONTIERS

As with any ornamental plant, researchers are constantly trying to identify and develop boxwood selections with enhanced disease and pest resistance, improved hardiness and heat tolerance, and more appealing ornamental characteristics.

Over the last decade, the search for new boxwood has focused on remote locations in southeastern Europe. This exciting work has already led to the collection of hundreds of new boxwood varieties. Perhaps the most exciting discovery from these expeditions is a variety of *B. sempervirens* with exfoliating bark discovered growing in a deep river gorge in Georgia east of the Black Sea. After evaluation, some of these new plants will undoubtedly become promising additions to our landscapes.

---

*Lynn R. Batdorf has served as curator of the National Boxwood Collection at the U.S. National Arboretum in Washington, D.C., for 36 years. He is also the International Cultivar Registration Authority for the genus Buxus.*



## Sprouts: Fast, Easy, Delicious, and Nutritious

by *Karan Davis Cutler*



A variety of seeds can be sprouted together for a medley of colors and flavors.

**G**ROWING SPROUTS is the 100-yard dash of vegetable gardening, over in the flash of an eye. In garden time that's three or four days for most crops. And sprouting is not only as fast as gardening gets, it's as easy as gardening gets.

All that's needed to break a seed's dormancy are oxygen, moisture, and the proper temperature and light. You can provide those conditions in a quart-sized container on your kitchen counter, which is darn nice when the temperature outside is south of zero.

Mung beans are the usual first crop of new sprouters, but there are other possibilities, including alfalfa, radish, fenugreek, Chinese cabbage, clover, adzuki beans, onion, lentils, broccoli, mustard, garden peas, garbanzo beans, cress, cabbage, soybeans, hulled sunflower, wheat, and more. Whatever the crop, make sure the seeds are untreated and have been grown for use as a food crop. Organic food stores and online merchants stock seeds specifically produced for sprouting.

Basic sprouting equipment is inexpensive: you need only a wide-mouth quart canning or mayonnaise jar plus a piece of cheese cloth or nylon mesh and a rubber band—or buy a sprouter lid for \$5—to cover the jar's open end.

A few years ago I put my Mason jar back on the canning shelf and bought an “Easy Sprout Sprouter,” a one-quart, cup-shaped, BPA-free polyethylene sprouter available for about \$15. There are also



Growing sprouts at home is easy with commercially available mesh-lidded jars.

single- and multi-tiered trays, hemp bags, and pricey automatic sprouters for large volume, but the Easy Sprout does everything most home sprouters will need. To grow several crops at once, use more than one sprouter or purchase a seed mix. If you decide to create your own seed mix, remember to combine seeds that mature at the same time, such as a zingy duet of daikon radish and Chinese mustard.

### GROWING GUIDELINES

Once you've settled on equipment and a crop, it's soak, rinse, and drain.

- Rinse seeds and then soak overnight in water.
- Rinse seeds again and thoroughly drain.
- Place seeds in a clean sprouting container.
- Set container in a location that receives indirect light at room temperature.
- Rinse and drain seeds two or three times daily—they should be kept damp, but not wet.

Good air circulation is essential for a healthy harvest, so don't cram a container with sprouts. Begin with a small amount of seeds until you figure out the proper amount for your sprouter. One or two tablespoons is a sensible starting measure for most seeds, especially small seeds.

Online sources of seeds and equipment—Sprout People ([sproutpeople.org](http://sproutpeople.org)) is my favorite source for information, equipment, and organic seeds—will recommend the amount of seeds to use. Some seeds, such as garbanzos and lentils, have a 2:1 or 3:1 yield—sprouted seed to dry seed—but others, including broccoli, cabbage, kale, mustard, and radish seeds, have far greater yields. The general rule is the smaller the seed, the greater the volume of the crop.

### ENJOYING THE HARVEST

You can eat sprouts as soon as the root emerges or wait until the first leaves appear, but most crops are ready to eat in



## SPROUTS VERSUS GREENS OR GRASSES

There is a difference between growing sprouts and growing greens and/or grasses. Some seeds, such as unhulled sunflower and buckwheat, usually are sown in trays filled with a growing medium like soil or vermiculite, or on a grow-pad, and only their leaves are harvested. Sprouts are generally harvested when the “above ground” growth hasn’t appeared or is still small and are eaten root and all. You can find advice on growing greens and grasses at [sproutpeople.org](http://sproutpeople.org); for more online information, search using the keywords “sprouting greens.” —K.D.C.

three or four days. I taste each time I rinse to decide when to harvest. If you want to green up any leaves, place the sprouting container in bright light for an hour but no more: sprouts left too long in sunlight may become bitter.

Many seeds lose their hulls, or seed coats, during the sprouting process. Most hulls are edible, and removing all of them, especially from small sprouts like clover, is close to impossible. If you can’t think of the hulls as a good source of fiber, get a head start on dehulling by removing those you can each time you rinse your seeds. Then, at harvest time, immerse your sprouts in a large bowl of water and with your fingers gently untangle the sprout mass as best you can. Most of the hulls will float to the surface and can be discarded. Repeat the process as necessary.

Removing the hulls may be optional, but removing moisture before storing sprouts is mandatory: Wet sprouts spoil quickly. A salad spinner is ideal for removing water, but if you don’t have one, drain the sprouts in a colander and then place them on paper toweling for eight hours.

### Sources

**Handy Pantry Sprouting**, (800) 735-0630. [www.handypantry.com](http://www.handypantry.com).

**The Sprout People**, [sproutpeople.org](http://sproutpeople.org).

**Wheatgrass Kits**, (801) 491-8700. [wheatgrasskits.com](http://wheatgrasskits.com).

### Resources

“**Gardening in Jars**” by Kathleen Fisher (in *Salad Gardens: Gourmet Greens and Beyond*, Brooklyn Botanic Garden, Brooklyn, New York, 1995.)

**Sprout Garden** (rev. ed.) by Mark M. Braunstein. Book Publishing Company, Summertown, Tennessee, 1999.



Lentils, harvested two or three days after sprouting, make an unusual salad.

Once dry to the touch, seal them in a plastic bag or container and refrigerate.

In my experience, sprouts are best consumed within a week. Always use the nose and eye test: sprouts that don’t smell fresh or are beginning to yellow should go on the compost pile. Another crop, after all, is only a few days away.

Seeds last far longer than sprouts—several years for most—but they need dry, dark, cool (below 40 degrees Fahrenheit) conditions, the opposite conditions that sprouting calls for. Freezing or refrigerating seeds can lengthen their shelf life significantly. Store them in well-sealed plastic containers to avoid condensation; moisture shortens the life of all seeds.

As for how to consume sprouts, mung beans in stir-fry dishes are just the tip of the iceberg. They can be tossed into salads, used to add crunch to sandwiches, and mixed into omelets. Sprout gourmards have created a range of recipes for soups, salads, entrees, and breads using sprouts in various forms, so you can enjoy this humble and nutritious crop in many delicious ways.

*A freelance writer and editor, Karan Davis Cutler lives in Bridport, Vermont.*

**SUPERthrive**<sup>®</sup>  
1940 WORLD'S FAIR  
Gold Medal  
The Original Vitamin-Nutrient Solution



Add to your transplanting & maintenance program for all your planting needs

Made in U.S.A. by Vitamin Institute  
12610 Saticoy Street South  
North Hollywood, CA 91605  
800.441.8482

See our Free Trial Offer at [www.SUPERthrive.com](http://www.SUPERthrive.com)



## Preparing the Garden for Winter

by Scott Aker

**T**HIS SUMMER featured extreme heat and drought in many areas of the country—driving many gardeners inside. Now, as we enter late fall to early winter, gardens and gardeners alike are relishing cooler weather. At this time of year, when temperatures are mild in most regions, there are a lot of chores to be done that will bear dividends when spring arrives. Of course, if you live in Southern California, the Gulf Coast, or Miami, your garden is probably still in full swing. You can plant cool-season vegetables such as peas, lettuce, spinach, and arugula that will take advantage of returning rains and cooler temperatures.

### PREVENTING WINTER DAMAGE

For those of us who live in temperate regions, the first order of business is to protect plants from winter snow and ice. Prevent splaying of evergreen shrubs by tying a nylon rope around the base of each shrub, winding it tightly around the shrub and back down, and tying the loose end to another branch. Mark your calendar so you remember to remove the ropes once the threat of snow and ice has passed.

Check trees for dead and broken branches. It can be difficult to tell which branches are dead after the leaves have fallen, so remove them beforehand if possible. If you garden where dry winter winds are an issue, use your prunings to make teepees around broadleaf evergreens and other tender plants. Weave in evergreen boughs or cover teepees with burlap for extra protection.

Wait to turn off your outdoor water until freezing weather is imminent. Plants fare much better if they enter winter well hydrated, so keep the soil evenly moist until it freezes. Pay extra attention to trees, shrubs, and perennials that were recently planted, since they don't have the extensive root system of established plants. When freezing temperatures are

forecasted, be sure to drain and store hoses in a shed or other protected location to prevent damage.

To help protect roots, apply several inches of mulch in gardens, especially around newly planted trees, shrubs, and perennials. It's best to wait until the ground freezes to apply your mulch to discourage rodents from seeking shelter in it and damaging plants. Keep the

as turnips, kale, collards, mustard, spinach, carrots, etc.—that will continue to produce. You can protect root crops with a layer of straw. Remove dried-up fruits beneath fruit trees, and cut back the canes of fall-bearing raspberries. The canes of blackberries that bore fruit this year can also be removed.

Most perennials can be cut back now, but consider leaving those that



Fallen leaves can be shredded to use as mulch or incorporated into a compost pile.

mulch a few inches away from the base of plants to avoid rot.

### GET READY FOR SPRING NOW

Time spent cleaning up now will control weeds and diseases and reduce the workload when spring arrives. Remove remnants of spent vegetable crops from the garden, but leave fall crops—such

bear seeds that feed birds in winter: black-eyed Susans (*Rudbeckia* spp.), coneflowers (*Echinacea* spp.), goldenrods (*Solidago* spp.), and Joe Pye weed (*Eupatorium* spp.) are just a few. Now is also a good time to mark the location of late-emerging perennials like rose mallow (*Hibiscus* spp.), butterfly weed (*Asclepias tuberosa*), and balloon



## Gardening Q&A with Scott Aker

### UNWANTED PERIWINKLE

**Years ago, I planted some periwinkle (*Vinca minor*) near some sweet woodruff (*Galium odoratum*), but the periwinkle tends to smother it if I don't rip out the vines constantly. How can I remove the periwinkle permanently?**

Fortunately, periwinkle has no rhizomes (underground stems), so you can use a well-sharpened, straight-edged spade to slice it off just beneath the soil surface—taking care not to damage the tree's surface roots. You are bound to miss bits of it, so scout the area regularly and remove any new plants that appear. If you plan to compost the periwinkle, place it on a tarp or ground cloth in full sun for several days to kill it before adding it to the compost pile.

### AILING VIBURNUM

**I have a beautiful 12-year-old 'Mariesii' doublefile viburnum (*Viburnum plicatum* forma *tomentosum*) that has many branches that have died. I have already removed the dead branches, but should I cut back the live branches to stimulate new growth? What might have caused this problem?**

The heat and drought conditions in much of the country this past summer are probably to blame. Doublefile viburnums often experience dieback caused by the fungus *Botryosphaeria*, an opportunistic pathogen that attacks a wide variety of shrubs under stress of some kind. The fungus causes the woody inner part of the affected stems to darken; the darkened area is often a wedge shape when the stem is viewed in cross section. Removing the dead stems was the right approach, but ensure only clean, white, unstained wood remains after your cuts. If you want to try to rejuvenate the shrub, extensively prune it late this winter or early next spring before new growth emerges. —S.A.

Send your gardening questions to Scott Aker at [saker@ahs.org](mailto:saker@ahs.org) (please include your city and state with submissions).

flower (*Platycodon* spp.). I like to cut stems of willows, red-osier dogwoods, ornamental grasses, and deciduous hollies and stick bunches of the prunings around clumps of these late risers so I don't forget about them in spring; the branches add interest to the border for most of the winter, too.

Many common weeds produce thousands of seeds per plant, so removing them from the garden before their seed is released will reduce your weed problems next year. Winter annuals are vulnerable to a quick treatment with herbicidal soap. Perennial weeds that grow from a rosette of foliage are easy to dig up or treat with a non-selective herbicide like Roundup.

Promptly remove fallen leaves from turf areas to prevent damage to the grass. Freshly fallen leaves are much easier to gather than leaves that have absorbed rainwater and matted near the soil surface. If you don't want to collect the leaves, chop them thoroughly with a mulching mower so the fine bits of leaf sift down into your lawn.

Empty and store garden containers that are subject to damage by freezing temperatures. Many container-grown plants can be overwintered in a basement or garage

that is protected from freezing so you can return them to the garden next spring.


### SOIL ENRICHMENT

Don't forget to improve your soil. Add rotted manure, compost, or any other decayed organic matter to your vegetable gardens and flowerbeds. And if you are planning to expand your gardens next



The canes of blackberries that have fruited this year can now be removed.

year, prepare the soil now by tilling in organic matter before the ground freezes. Worms and microorganisms are able to process these materials any time the temperature is above freezing, meaning you'll end up with healthier soil when spring arrives.

Many of these autumn tasks will generate copious amounts of plant debris, especially if you have saved your fallen leaves. This material is perfect for a compost pile. Chop all of the accumulated materials as fine as you can with a shredder or mulching mower and add a bit of soil and water to get your compost started. Be sure that you have at least one cubic yard of debris to compost so it will heat up properly, killing all disease organisms and weed seeds. If you don't have enough material, check around your neighborhood for bags of leaves or (pesticide free) grass clippings. Add enough water to the material to render it uniformly damp and turn it weekly to speed the composting process along. When spring comes, your compost will be rich and mellow and ready to add to the garden. 

Scott Aker is a horticulturist in the Washington, D.C., area.



## Horticultural News and Research Important to American Gardeners

### AMERICAN GARDEN AWARD WINNERS ANNOUNCED

The votes are in for this year's hottest new bedding plants! Grand Prize Winner of the 2012 American Garden Awards is Santa Cruz™ Sunset begonia from Benary. Second place went to Big Kiss™ White Flame gazania by Syngenta, and third place was awarded to Surf-inia® Deep Red petunia by Suntory.



Santa Cruz™ Sunset begonia

The American Garden Awards program was developed four years ago by All-America Selections (AAS), an organization that recognizes and promotes new seed varieties with excellent garden performance. "All of the AAS trials are judged by professional horticulturists, so we created this contest as a way to offer the general public an opportunity to participate in judging new plants," explains Diane Blazek, executive director for AAS, based in Downers Grove, Illinois. Blazek says the hope is that this awards program reaches out to "a broader segment of home gardeners" and spurs more interest in new varieties of bedding plants coming on the market.

This year's winners were selected from a pool of six new bedding plant selections. Every year, nominees are put

on display at participating public gardens across the country. Visitors to the gardens vote on their favorites over the course of the summer.

Visit [www.americangardenaward.com](http://www.americangardenaward.com) for more information.

### SNIFFING OUT EMERALD ASH BORERS

In 2002, the emerald ash borer was discovered in southeastern Michigan. This tiny Asian beetle, named for its iridescent green wing covers and the voracious appetite of its larvae for ash trees, probably arrived with imported wood products. Now, 10 years later, its devastating impact has resulted in 50 to 100 million dead ash trees across 15 states and parts of Canada, and financial losses estimated at nearly \$3.5 billion a year.

For the Minnesota Department of Agriculture (MDA), controlling this destructive pest has literally gone to the dogs. It has recently partnered with the nonprofit group Working Dogs for Conservation to train canines to track down the pests. The group has worked to locate many different invasive plant species, including dyer's woad in Montana and Chinese bush clover in Iowa, but this is the first time dogs are being used to sniff out the emerald ash borer.



Lily, a trained yellow labrador mix, searches a brush pile for wood infested with pests.

"We work with dogs that are really driven to succeed," says Aimee Hurt, cofounder and director of operations for Working Dogs for Conservation. "Most of our dogs are used to finding their targets." So far, five dogs have been trained to detect the insects' larvae, which bore beneath the bark of trees and inflict the most serious damage.

### CITIZEN SCIENTISTS HELP GATHER RAINFALL DATA

If you have a rain gauge, you can become part of a nationwide research effort. The Community Collaborative Rain, Hail, & Snow Network (CoCoRaHS) is a nonprofit grassroots network enlisting volunteers of all ages to help gather precipitation data in their backyards across the United States and Canada. Volunteers measure precipitation levels from as many locations as possible around their local communities. CoCoRaHS then organizes the data for analysis by many different groups and individuals around the country, including the National Weather Service (NWS) and its 122 local offices, the U.S. Department of Agriculture, hydrologists, and others.

"On any given day, close to 10,000 volunteers check their rain gauges and send in their measurements," says Nolan Doesken, national director for CoCoRaHS. The data is used every day to verify daily weather forecasts, identify previously unrecognized patterns, predict and monitor river levels and flood potential across the nation, and calibrate and validate estimates made by radar, weather satellites, and other instruments.

CoCoRaHS began in 1998 as a project of the Climate Control Center at Colorado State University in Fort Collins. Doesken recalls, "Once people started hearing about our project and the relative ease of collecting and viewing localized precipitation data, the NWS and state climatologists in various parts of the country got very interested and helped spread the word."

To learn more about how to get involved, visit [www.cocorahs.org](http://www.cocorahs.org).



## BONNIE PLANTS' CABBAGE PROGRAM GETS KIDS GARDENING IN A BIG WAY

Bonnie Plants, a plant wholesaler based in Union Springs, Alabama, initiated its annual 3rd Grade Cabbage Program 11 years ago as a way to engage kids in gardening. Today, the program distributes more than one million free cabbage plants to third graders across the country, and awards a \$1,000 scholarship to one child in each state.

Students take their cabbage plants home and grow them as big as possible. Teachers then select a winner in their class to be entered in the "best in state" competition. Winners in each state are chosen randomly by the state director of agriculture. This year's submissions closed in September, and winners will be announced throughout December.

"The aim has always been to get kids to start gardening," says Joan Casanova, a spokesperson for Bonnie Plants. "We're trying to get them involved so they can experience the joy of gardening, as well as learn where food comes from. Through the process, it not only



Student Austin Mezera with his 2011 prize-winning cabbage for the state of Wisconsin

teaches them about gardening, but also builds their confidence. They're really proud of themselves when it's all said and done."

For information on how teachers can register their classroom for next year's program, visit <http://bonniecabbageprogram.com/teachers/> by February 1.

**REPLANTING OUR NATIONAL FORESTS**

Our treasured National Forests are a threatened legacy in desperate need of replanting. Yet there's hope and momentum in our effort to restore our treasured forests. With each Give-A-Tree card that you send, your friends and loved ones are honored with a tree planted where it is needed most. Every card plants a tree – and with every tree, we're planting our earth's future.

Learn more at [arborday.org/giveatree](http://arborday.org/giveatree).

[arborday.org/giveatree](http://arborday.org/giveatree)

**Chapel Valley Landscape Company**

Chapel Valley Landscape Company designs, installs and maintains wonderfully crafted landscapes that make a positive first impression. For over four decades our award winning projects have been the hallmark of Chapel Valley Landscape Company's commitment to creativity, quality and service. Call today to discuss your landscaping needs.

**Chapel Valley Landscape Company**

Maryland 410.442.2310 | Virginia 703.406.0802 | Washington, D.C. 301.924.5400  
[www.chapelvalley.com](http://www.chapelvalley.com)



## PEOPLE and PLACES in the NEWS

### LONGWOOD GARDENS RECEIVES ONE-MILLIONTH VISITOR OF THE YEAR

On August 17, Longwood Gardens in Kennett Square, Pennsylvania, celebrated the arrival of its one-millionth visitor for the 2011–2012 fiscal year. When Melissa Laurentius of Bel Air, Maryland, arrived at the garden with her two children, she was greeted with a bouquet of flowers, a \$300 gift certificate for Longwood's gift shop, a lifetime membership for herself and her family, and the cheers of more than 100 employees and volunteers. It's the first time Longwood has reached this milestone since it officially opened to the public in the 1950s.



Director Paul Redman congratulates Longwood's one millionth visitor of the year Melissa Laurentius, who is accompanied by her two children.

### 2012 INTERNATIONAL DESIGNER OF THE YEAR

Brandon Jones has been named the 2012 International Landscape Designer of the Year by the Association of Professional Landscape Designers (APLD). His work also garnered two APLD Gold Awards, both in the small garden design category, for a property in Greenwich, Connecticut, and one in Armonk, New York.



A private residence in Greenwich, Connecticut, designed by Brandon Jones

"To put your work out there and have it be viewed and judged and get that acknowledgement was definitely an honor," says Jones, who designs for the Glen Gate Company based in Wilton, Connecticut.

For more information about the award program, visit [www.apld.org](http://www.apld.org).

### NEW HORTICULTURE DIRECTOR FOR NEW ENGLAND WILD FLOWER SOCIETY

The New England Wild Flower Society recently appointed Mark Richardson as its new director of horticulture. He will be overseeing all horticultural activities at the organization's botanic garden, Garden in the Woods, located in Framingham, Massachusetts.



Mark Richardson

"The New England Wild Flower Society has a very rich history and an incredibly exciting future that I'm thrilled to help shape," he says. "The Society is about to embark on developing its first comprehensive master plan for Garden in the Woods. The master plan will help us make this a more modern public garden, while preserving the very unique regional character that has made the garden so beloved."

Richardson, a native of Rhode Island, previously worked at Brookside Gardens in Maryland and at Longwood Gardens in Pennsylvania, where he managed the adult education programs and undergraduate programs, respectively.

## NATIVE PLANTS BETTER FOR SUPPORTING LOCAL BIRD POPULATIONS

If you needed one more reason to grow native plants in your garden, do it for the native birds. According to a study published in August in the journal *PLOS ONE*, residential yards containing native vegetation provide measurably better native bird habitats than those without native plants.

"Very few studies to date had tested the efficacy of native landscapes for providing habitat for native birds," explains Susannah Lerman, a researcher at the University of Massachusetts–Amherst and lead investigator of the study. "The experiments explained why we were see-



The native vegetation in this desert garden in Arizona provides urban habitat for birds.

ing different patterns between yards landscaped with native and non-native plants. With this information, we can better inform conservation initiatives aimed at reversing the loss of urban bird diversity."

Conducted from February through April 2010, the study observed residential landscape types and native bird communities in Phoenix, Arizona. Lerman and her colleagues monitored 20 residential yards spaced at least 1.8 miles from each other. They found that yards that contained more native plants provided more abundant resources to birds than did yards with more non-native flora. Native-rich yards also supported a more diverse range of different bird species.

"I hope our study will provide additional support for establishing native and more complex landscape designs in residential yards," says Lerman, "and lead to an increase of more suitable bird habitat in our cities and suburbs."

*Written by Editorial Intern Neel Patel.*



## GREEN GARAGE® by Rita Pelczar

Contributing editor Rita Pelczar reports on products she has found useful or innovative in her garden, with an emphasis on earth-friendly products and supplies. Here she focuses on tools for making end-of-season chores easier.

### HARVEST HOLDER

Was your late summer and fall kitchen garden productive? Much of that harvest can be kept for use in the coming



months without processing, as long as you have the right conditions and a good space for storage. Gardener's Supply's ([www.gardeners.com](http://www.gardeners.com))

**Orchard Rack** provides a compact and well-ventilated option for holding your garden's bounty until you're ready to use it. Available in two sizes, the wooden frame supports six or nine slatted wooden shelves that slide in and out for easy access. The rack is ideal for storing apples and

pears, and good storage varieties will last for months. Just locate the rack in a cool, dark cellar, garage, or shed where temperatures are cool but remain above freezing.

### CUTTING TOOLS OF ALL SIZES

Once leaves have dropped the bare branches of your deciduous trees and shrubs are exposed, and they may need some pruning. If you're pruning branches above you, take care—getting hit with a falling branch is no fun! Fiskar's ([www2.fiskars.com](http://www2.fiskars.com)) helps prevent such accidents with their new **Cut-and-Grab Lopper**. As the bypass cutting blades slice through a branch, a clamp grabs the cut branch, allowing you to direct its fall away from you or anything else below it. The clamp is also useful for



grabbing and removing branches you cut from the interior of a dense shrub—this is especially helpful for thorny shrubs like pyracantha. The loppers are 30 inches long, have padded grip handles, and cut branches up to 1½-inches in diameter.

Fiskars also has some new hand pruners designed to give you extra power and control. The **PowerGear Pruner** uses patented gearing technology for increased leverage,

so cuts require significantly less effort than with single pivot pruners. Its padded grip reduces hand fatigue as it cuts stems up to ¾-inch thick. The unusual design of the **PowerGrip Pruner**—it has a rear pivot—focuses the leverage of your cut forward for greater control. It cuts stems up to 5/8-inch thick and it is designed to be comfortable for both right- and left-handed gardeners. The blades of both pruners are coated to reduce friction.

For smaller, precision cuts, Dramm ([www.dramm.com](http://www.dramm.com)) has a couple of great options. Their **ColorPoint™ Compact Pruner** works

on stems up to ¼-inch in diameter—great for detail pruning and cutting back perennials. The non-bulky compact size fits easily into the palm of your hand, making it easy to work in tight spaces. And the ergonomically designed grip is very comfortable. Similarly, the **ColorPoint™**

**Compact Shear** is small but sturdy—ideal for cutting flowers, harvesting herbs, or taking cuttings for propagation. Earlier in the season it was my go-to tool for deadheading annuals and perennials. Both tools are available in six colors.



The **Hoe Dag** from Lee Valley Tool Supply ([www.leevalley.com](http://www.leevalley.com)) is a sturdy hand tool for

getting into your soil. Weighing less than a pound, it has a rugged, arc-shaped, 8½-inch blade constructed from a single piece of rigid carbon steel with two single-beveled ends. At one end, the blade is 2½-inches wide—good for cultivating, weeding, or preparing soil in a planting hole. At the other end, the 7/8-inch wide blade is effective for chopping through roots, breaking up clods, and prying out rocks. The 15-inch hardwood handle allows for comfortable wielding and extra leverage.



### SOOTHING REWARD

After all your hard outdoor work, treat yourself to some Outdoor Hands **Skin Therapy Cream** ([www.outdoorhands.com](http://www.outdoorhands.com)). Made from organic oils and botanical extracts, it absorbs quickly into skin to moisturize and heal chapping and cracking. It works on hands, rough elbows, and feet.

*A contributing editor for The American Gardener, Rita Pelczar lives in North Carolina.*



## Recommendations for Your Gardening Library

### The Layered Garden: Design Lessons for Year-Round Beauty from Brandywine Cottage

David L. Culp with Adam Levine; Photography by Rob Cardillo. Timber Press, Portland, Oregon, 2012. 312 pages. Publisher's price, hardcover: \$34.95.

MOTHER NATURE'S layers—canopy, understory, shrub layer, and ground plane—create interwoven ecologies that are visually complex. In *The Layered Garden*, author David Culp takes the concept of layers to a new level. Brandywine Cottage, the 2.2 acre Pennsylvania garden he shares with partner Michael Alderfer, is the canvas on which these gardeners have painted for the past 20 years. Stunning photographs by Rob Cardillo illustrate the author's vision while bringing the garden to life.

Driven by a quest for beauty, Culp's "twin desires to have a beautiful collection of individual plants and to combine them in beautiful ways in the garden" guide his acquisition and display. The first chapter defines the author's design parameters. The gardens at Brandywine Cottage expand the layered model to include succession planting, seasonal color stories, vertical stratification in three dimensions, and time as design partners. The garden's layers reach from its edges to its most intricate plant combinations.

Chapter Two is a photo-essay describing the design and planting of the garden's various spaces. Culp's evocative prose is so vivid, you can almost hear the bees pollinating the hellebores. Chapter Three showcases an array of Culp and Alderfer's favored plants through the seasons. Winter is enriched with precocious bloomers like hellebores, snowdrops, and witch hazels. As spring arrives, daffodils, epimediums, trilliums, and magnolias abound. Summer belongs to peonies, lilies, hydrangeas, and vegetables.

The Epilogue poses the question "What is beauty?" All gardeners ask this of themselves, but few have offered as concise a definition as Culp: "the love a gardener expresses by tending a space." Brandywine Cottage, furnished with an enviable, lovingly tended collection of treasured plants, is then the epitome of beauty.

*The Layered Garden* offers the perfect blend of inspiration and practical advice—when to cut hellebores back, for example, or what to do with dying bulb foliage. Readers will come away with plenty of ideas and guidance to create their own layered, four-season gardens wherever they live.

—C. Colston Burrell

C. Colston Burrell is author with Judith Tyler of *Hellebores: A Comprehensive Guide*, winner of the 2007 AHS Book Award.

### A Garden Makes a House a Home

Elvin McDonald. The Monacelli Press, New York, New York, 2012. 232 pages. Publisher's price, hardcover: \$45.

IF YOU ENJOY taking virtual tours of luxurious homes and landscapes typically featured in shelter magazines, then *A Garden Makes a House a Home* is the book for you. Veteran garden editor of some of the most popular periodicals in the "shelter" category, including *House Beautiful*, *Traditional Home*, and *Better Homes & Gardens*, Elvin McDonald has compiled a collection of diverse gardens, coast-to-coast, that inspire him. His thesis: The personal expression of a garden is the secret ingredient that can transform an architectural structure into an intimate home.



For each of the 25 landscapes profiled, McDonald's opening narrative highlights its design challenges and creative solutions. The photographs that illustrate each garden vary widely in quality and style, as images were contributed by both professionals and property-owners, rather than by a single photographer.

It's hard to tell whether McDonald personally toured these far-flung gardens—geographically located from Portland, Oregon, to Miami, Florida, and many places in-between. I don't fault him; as a magazine writer myself, I am often asked to view photographs rather than travel to a garden, and to conduct interviews by phone rather than face-to-face. But perhaps this is why McDonald's preface, in which he describes his own garden he developed over many years in Des Moines, Iowa, is my favorite section of this book.

McDonald's personal storytelling captured my imagination because it revealed his intimacy with that one small patch of earth. "My overall goal was to create numerous places where I could feel as though I had left the house, but without having to get in the car. These gardens have not only transformed a rental house—which I later purchased—into a home, they have also become a place where teachers from the neighborhood school bring students to study art and plant science, an unexpected source of great pleasure for me," he writes. That is truly a garden I want to visit.


—Debra Prinzing

Debra Prinzing's seventh book, *Slow Flowers: Four Seasons of Locally Grown Bouquets from the Garden, Meadow and Farm* (St. Lynn's Press), will be published in February 2013. Read more of her work at [www.debraprinzing.com](http://www.debraprinzing.com).

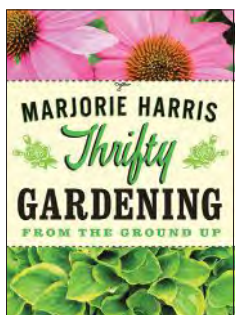


## A Miscellany of Tempting Titles


ONE OF THE best things about gardening is that there are so many facets to it, reflected by the wealth of books on the subject. From plant monographs to practical guides to memoirs and more, there's no shortage on your literary options! Here's an assortment of books published in the past year to tempt you to explore new avenues or hone your knowledge about whatever you are most passionate about.



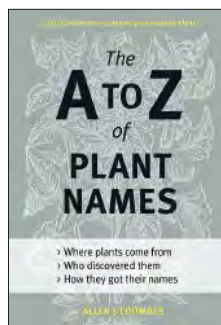
Ever wish you could take photos like the ones in gardening magazines? *The Photographic Garden* (Rodale, 2012, \$24.99) reveals the techniques and tricks pros use to create their masterpieces. Using examples of his own work, award-winning photographer Matthew Benson explores the technical, philosophical, and artistic aspects of “mastering the art of digital photography.”




We all love money-saving tips, and *Thrifty Gardening* (Anansi, 2012, \$19.95) by Marjorie Harris has plenty of them. However, Harris points out that your choices shouldn't be “guided just by money, but by how well the money is being used.” Whether you are driven to exercise frugality by nature or necessity, this book is about finding creative ways to have the garden you want without blowing your budget.




Botany buffs and science fans will enjoy *What a Plant Knows* (Scientific American/Farrar, Straus and Giroux, 2012, \$23) by Daniel Chamovitz. This well-researched book makes the compelling argument that plants “know” a lot more than most people give them credit for. They may not have brains like we do, but plants can still see, smell, feel, hear, and remember, and Chamovitz eloquently elucidates the scientific evidence that proves it in easy-to-understand terms.



If botanical plant names are all Greek to you, it could be because some are! *The A to Z of Plant Names* (Timber Press, 2012, \$19.95) by Allen J. Coombes will help you decipher the meaning and derivation of 4,000 botanical names for plants commonly found in temperate North America. The book also includes a suggested pronunciation for each listed genus and specific epithet, as well as a common name, plant type, and distribution.



For the flower aficionado, there's *The 50 Mile Bouquet* (St. Lynn's Press, 2012, \$17.95) by Debra Prinzing with photos by David E. Perry. This beautifully illustrated book is an homage to the growing “field-to-vase” movement. It tells the inspiring stories of some of the growers and florists who believe in local, seasonal, and sustainable alternatives to the imported, chemical-laden flowers that currently dominate the American cut-flower industry.



*A Native Plants Reader* (Brooklyn Botanic Garden, 2012, \$12.95) aims to enlighten and entertain “both gardeners and nongardening nature lovers alike,” according to the book's editor, Niall Dunne. This collection of 16 essays by various experts provides fresh insight into why indigenous plants are important and advocates persuasively for preserving this irreplaceable natural heritage for the future.

—Viveka Neveln, Associate Editor



## San Diego Botanic Garden

by Jo Ellen Meyers Sharp

**I**N AN AREA known for amusement parks and flower fields, a Southern California botanical garden has become an entertainment haven for nature-loving families. Perched in the hills about a mile from the Pacific Ocean, the San Diego Botanic Garden offers a nearly perfect climate for exploring California native plants and wildlife, exotic Mediterranean species, deserts, a tropical rainforest, an acclaimed children's garden, and the country's largest bamboo collection.

Once flanked by fields of alstroemerias and greenhouses filled with poinsettias, the garden remains an island of green amid suburban sprawl in Encinitas, about 30 miles north of San Diego. Known for years as the Quail Botanical Gardens, the name was changed in 2009 to embrace a sense of place and to help people find it.

Quail Botanical Gardens was named for California's state bird, a favorite of Ruth Larabee, who with her husband, Charles, built a rambling homestead here in the early 1940s. The philanthropic couple surrounded their home with botanical memories—gardens filled with the plants they collected in their world travels.

One of the newest attractions is the **Hamilton Children's Garden**, dedicated in 2009. This collection of interactive, themed gardens allows kids to Spell and



A variety of cacti, succulents, and drought-tolerant trees grow in the New World Desert Garden.

Smell, sow Seeds of Wonder, climb Toni's Tree House, and float leaves down a Mountain Meander stream.

The San Diego Botanic Garden embraces its native culture and people, celebrating the region's history amid 11 acres of natural and cultivated land. Following the **Native Plants and Native People Trail**, visitors wend through the area's rarest habitats and learn how Native Americans lived, worked, ate, and played.

Other themed areas, such as the **Mexican Garden, Old World and New World Desert Garden, Subtropical Fruit Garden, African Garden, and South American Garden** complement native California landscapes and offer ideas for the home gardener.

The San Diego Botanic Garden is packed with design inspiration for xeric landscaping. Visitors will see how Californians have adapted to their dry seasons by relying on layers of textures and forms to create beauty in their landscapes.

Fortunately, the charming California quails still roam the garden's 37 acres, along with dozens of other bird species, including a half dozen species of hummingbirds. And you don't have to be a kid to enjoy fingering the holes made by acorn woodpeckers in Old World cork oak trees, or standing quietly in the groves of rare bamboos, where you can almost hear the culms growing.

*Garden writer Jo Ellen Meyers Sharp lives in Indianapolis, Indiana.*

### Additional Information

**San Diego Botanic Garden**, 230 Quail Gardens Drive, Encinitas, CA 92024  
(760) 436-3036. [www.sdbgarden.org](http://www.sdbgarden.org)

■ Open daily 9 a.m. to 5 p.m. except Christmas and New Year's Day. In summer, hours extended until 8 p.m. on Thursdays.

■ Admission is \$12 for adults; \$8 for seniors, students, and active military; \$6 for children three to 12; free for children two and under. The garden participates in the AHS Reciprocal Admissions Program and offers free admission to current AHS members.

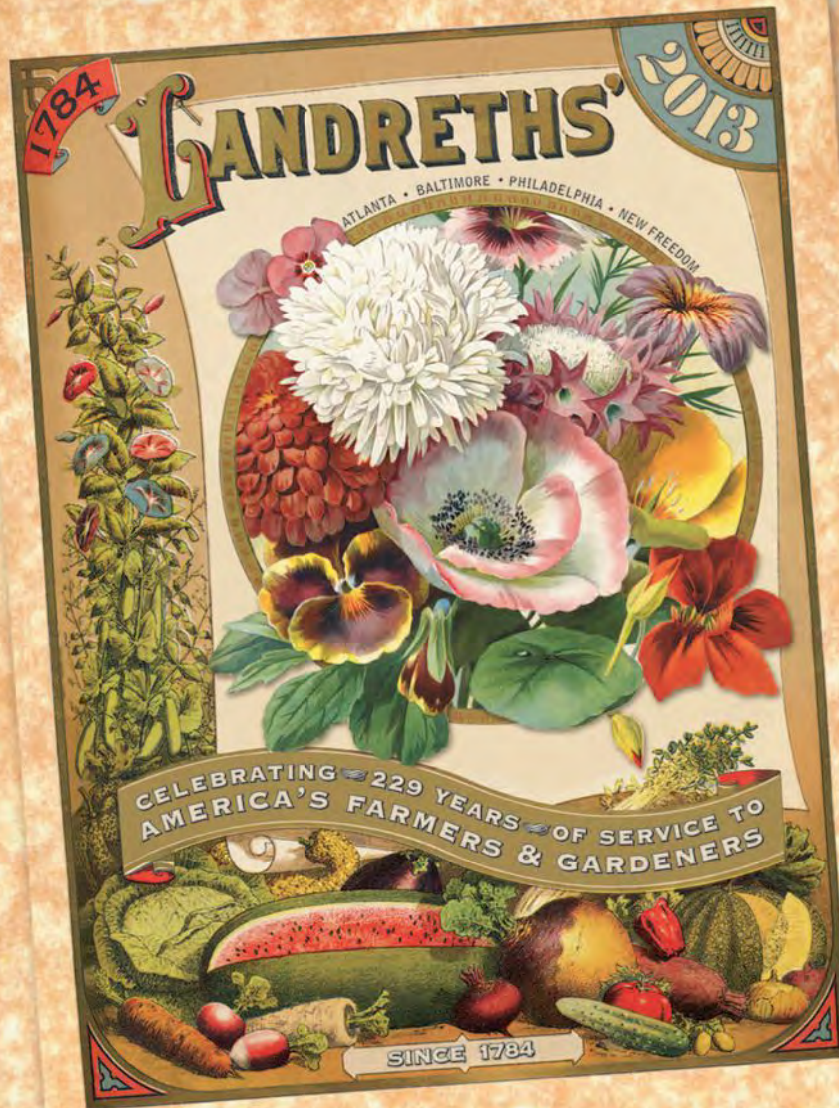
Other sites worth visiting near San Diego:

**Balboa Park Gardens**, San Diego, [www.balboapark.org/in-the-park/gardens](http://www.balboapark.org/in-the-park/gardens)

**Hortense Miller Garden**, Laguna Beach, [www.hortensemillergarden.org](http://www.hortensemillergarden.org)



*LANDRETH SEED ANNOUNCES*  
~ ~ ~ ~ ~  
*THE 2013 HEIRLOOM AND VINTAGE SEED CATALOG*



*Pre-Order Your Catalog Now!!* ~ [www.landrethseeds.com](http://www.landrethseeds.com)

*Catalog Cost - \$7.50* ~ *Catalogs Will Ship In December*

The 2013 catalog has been greatly expanded with more historical floral information and photos. Please place your order as soon as possible. Catalogs will be shipped in time for Christmas if ordered before December 1, 2012.





## GIFTS FOR THE GARDENER

*The holidays are coming up! It's the perfect time to share the joys of gardening with friends and loved ones. Here are some gift ideas that they are sure to appreciate.*



### *Unisex Gardener Lattice Hat*


Stay stylishly shaded during sunny days in the garden. This hat boasts a four-inch brim that provides a UPF of 50+, and adjustable stretch sweatband. Available in three sizes for \$33.99 from Tula Hats. (888) 232-4287. [www.tulahats.com](http://www.tulahats.com).

### *AHS Membership*

Your gift recipient will love a year's worth of *The American Gardener*, free admission and/or other discounts at nearly 300 public gardens in the U.S. and Canada, an annual Seed Exchange, and much more. Membership starts at \$35. (703) 768-5700 or (800) 777-7931. [www.ahs.org/join](http://www.ahs.org/join).

### *Self-Watering Planter*

This naturally porous earthenware planter works both indoors and outdoors. A water reservoir in the center allows moisture to seep into the surrounding soil. Eight inches in diameter, it's best suited for small succulents or herbs. \$45 from Joey Roth. [www.joeyroth.com](http://www.joeyroth.com).



### *Tree of Life Sculpture*

Approximately four inches wide and six inches tall, this piece adds a lovely accent to any garden. The handcast stone can be engraved with up to eight characters. \$49 from Carruth Studio. (800) 225-1178. [www.carruthstudio.com](http://www.carruthstudio.com).





### *Tool Holster*

Lightweight and machine-washable, this holster keeps essential tools handy while you garden. Pockets are made with sturdy open-weave nylon designed to shed water and resist mildew. The nylon-weave belt has a quick-release buckle and is adjustable up to 44 inches. \$16.95 from Womanswork. (800) 639-2709. [www.womanswork.com](http://www.womanswork.com).



### *Candle-Powered LED Lantern*

This compact, innovative lantern runs without a power cord or batteries, generating its own electricity by using the heat of a single candle flame to power eight bright LED lights. Perfect for nighttime entertaining in the garden. Available for \$99.99 from Lee Valley Tools, Ltd. (800) 871-8158. [www.leevalley.com](http://www.leevalley.com).



### *1001 Gardens to See Before You Die*

Now available in its updated second edition, this book describes 1,001 of the most stunning gardens around the world. These run the gamut from the famous gardens of Granada's Alhambra to little-known gems off the beaten path. \$31.50 from Barron's Educational Series. (800) 645-3476. [www.barronseduc.com](http://www.barronseduc.com).



### *Convertible Garden Cart*

Transport just about anything around your home and garden with this sturdy, multi-functional cart. It quickly converts from wheelbarrow to hand truck to dolly. Holds up to four cubic feet and 300 pounds. \$199 from Gardener's Supply. (800) 876-5520. [www.gardeners.com](http://www.gardeners.com).

Products profiled are chosen based on qualities such as innovative design, horticultural utility, and environmental responsibility; they have not necessarily been tested by the American Horticultural Society. Listed prices are subject to change.





## REGIONAL HAPPENINGS

# Horticultural Events from Around the Country

### NORTHEAST

CT, MA, ME, NH, NY, RI, VT

**RAP** NOV. 23–DEC. 30. **Poinsettia Show.** Buffalo and Erie County Botanical Gardens. Buffalo, New York. (716) 827-1584. [www.buffalogardens.com](http://www.buffalogardens.com).

**RAP** NOV. 28. **Geology, Soil, and Plants.** Class. New England Wild Flower Society. Garden in the Woods, Framingham, Massachusetts. (508) 877-7630, ext. 3303. [www.newenglandwild.org](http://www.newenglandwild.org).

**RAP** DEC. 1. **Making Festive Holiday Greens with Diane Walden.** Workshop. Coastal Maine Botanical Gardens. Boothbay, Maine. (207) 633-4333. [www.mainegardens.org](http://www.mainegardens.org).

**RAP** DEC. 2. **Introduction to Winter Tree Identification.** Class. Arnold Arboretum of Harvard University. Hunnewell Building. Boston, Massachusetts. (617) 384-5209. [www.arboretum.harvard.edu](http://www.arboretum.harvard.edu).

**RAP** DEC. 8. **Christmas Market at the Gardens.** Coastal Maine Botanical Gardens. Boothbay, Maine. (207) 633-4333. [www.mainegardens.org](http://www.mainegardens.org).

**RAP** DEC. 16. **Winter Solstice Celebration.** Queens Botanical Garden. Flushing, New York. (718) 886-3800. [www.queensbotanical.org](http://www.queensbotanical.org).

### MID-ATLANTIC

PA, NJ, VA, MD, DE, WV, DC

NOV. 22–JAN. 1. **Season's Greeting.** Floral and train exhibit. The United States Botanic Garden. Washington, DC. (302) 239-4244. [www.usbg.gov](http://www.usbg.gov).


**RAP** NOV. 23–JAN. 7. **GardenFest of Lights.** Display. Lewis Ginter Botanical Garden. Richmond, Virginia. (804) 262-9887. [www.lewisginter.org](http://www.lewisginter.org).

NOV. 24–JAN. 7. **Conservatory Winter Display and Train Exhibit.** Brookside Gardens. Wheaton, Maryland. (301) 962-1400. [www.montgomeryparks.org/brookside](http://www.montgomeryparks.org/brookside).

NOV. 29 & 30. **Green Wreaths Workshop.** The Scott Arboretum of the Swarthmore College. Swarthmore, Pennsylvania. (610) 328-7755. [www.scottarboretum.org](http://www.scottarboretum.org).

**RAP** DEC. 1. **Holiday Wreath Sale.** Adkins

Botanical gardens and arboreta that participate in AHS's Reciprocal Admissions Program are identified with the **RAP** symbol. AHS members showing a valid membership card are eligible for free admission to the garden or other benefits. Special events may not be included; contact the host site for details or visit [www.ahs.org/rap](http://www.ahs.org/rap).

Flower and garden shows that offer free or discounted admission to AHS members or present AHS awards are designated by a  symbol. For details on the specific benefits offered, visit [www.ahs.org/events/index.htm](http://www.ahs.org/events/index.htm) and click on "Flower and Home and Garden Shows."

Arboretum. Ridgely, Maryland. (410) 634-2847. [www.adkinsarboretum.org](http://www.adkinsarboretum.org).

**RAP** DEC. 2. **Gardeners Holiday Open House.** Green Spring Gardens. Alexandria, Virginia. (703) 642-5173. [www.greenspring.org](http://www.greenspring.org).

DEC. 6. **Holiday Arrangements Using Native Greenery.** Mt Cuba Center. Hockessin, Delaware. (302) 239-4244. [www.mtcubacenter.org](http://www.mtcubacenter.org).

DEC. 13. **In The Sultan's Greenhouse: Modern-day Horticultural Treasures.** Lecture. The Textile Museum. Washington, DC. (202) 667-0441. [www.textilemuseum.org](http://www.textilemuseum.org).

**RAP** DEC. 21. **Taxonomy Simplified.** Lecture. Van Vleck House & Garden. Montclair, New Jersey. (973) 744-4752. [www.vanvleck.org](http://www.vanvleck.org).

#### Looking ahead

JAN. 9–11. **Mid-Atlantic Nursery Trade Show 2013.** Baltimore Convention Center. Baltimore, Maryland. (800) 431-0066. [www.mants.com](http://www.mants.com).

 JAN. 25–27. **Virginia Flower & Garden Expo.** Virginia Horticultural Foundation. Virginia Beach Convention Center. Virginia Beach, Virginia. (757) 284-6139. [www.vafgs.org](http://www.vafgs.org).

### SOUTHEAST

AL, FL, GA, KY, NC, SC, TN

**RAP** NOV. 23–DEC. 26. **Holiday Trains Exhibit.** Yew Dell Botanical Gardens. Crestwood, Kentucky. (502) 241-4788. [www.yewdellgardens.org](http://www.yewdellgardens.org).

**RAP** NOV. 17–JAN. 5. **Garden Lights, Holiday Nights.** Display. Atlanta Botanical Garden. Atlanta, Georgia. (404) 876-5859. [www.atlantabotanicalgarden.org](http://www.atlantabotanicalgarden.org).

**RAP** DEC. 4. **Utilizing the Restorative Benefits of Nature for Improved Health.** Class. Daniel Stowe Botanical Garden. Belmont, North Carolina. (704) 852-4490. [www.dsbg.org](http://www.dsbg.org).

**RAP** DEC. 8. **Tuck Your Roses In For Winter.** Class. The Gardens at Witherspoon. Durham, North Carolina. (919) 489-4446. [www.witherspoonrose.com](http://www.witherspoonrose.com).

**RAP** DEC. 8 & 9. **Butterfly Days at Fairchild.** Festival. Fairchild Tropical Botanic Garden. Coral Gables, Florida. (305) 667-1651. [www.fairchildgarden.org](http://www.fairchildgarden.org).

#### Looking ahead

**RAP** JAN. 26 & 27. **Southern Gardening Symposium.** Callaway Gardens. Pine Mountain, Georgia. (800) 225-5292. [www.callawaygardens.com](http://www.callawaygardens.com).

### NORTH CENTRAL

IA, IL, IN, MI, MN, ND, NE, OH, SD, WI

**RAP** NOV. 23–25. **Holiday Wreath Sale.** The Morton Arboretum. Lisle, Illinois. (630) 968-0074. [www.mortonarb.org](http://www.mortonarb.org).

**RAP** DEC. 1–31. **Holiday Express.** Exhibit. Olbrich Botanical Gardens. Madison, Wisconsin. (608) 246-4550. [www.olbrich.org](http://www.olbrich.org).

**RAP** DEC. 3. **Winter Containers at the Garden.** Workshop. Chicago Botanic Garden. Glencoe, Illinois. (847) 835-5440. [www.chicagobotanic.org](http://www.chicagobotanic.org).

**RAP** DEC. 7–9. **Heralding the Holidays.** Festival. Toledo Botanical Garden. Toledo, Ohio. (419) 536-5566. [www.toledogarden.org](http://www.toledogarden.org).

### SOUTH CENTRAL


AR, KS, LA, MO, MS, OK, TX

**RAP** NOV. 20–DEC. 20. **Illuminations.** Festival. Botanica, The Wichita Gardens. Wichita, Kansas. (316) 264-0448. [www.botanica.org](http://www.botanica.org).

**RAP** NOV. 21–DEC. 31. **Gardenland Express.** Exhibit. Missouri Botanical Garden. St. Louis, Missouri. (314) 577-5100. [www.mobot.org](http://www.mobot.org).



## Garden Trains Blow Their Whistles for the Holidays



The skyline depicted in the train show at the New York Botanical Garden

EARLY WINTER brings about festive changes for gardens all around the country. At many public gardens, train displays signal the holidays. A few notable displays in different regions are described below (each participates in the AHS Reciprocal Admissions Program), and you'll find many others listed on this and the opposite page.

The **New York Botanical Garden** located in the Bronx will be holding its Holiday Train Show from November 17 through January 13. Housed in the Enid A. Haupt Conservatory, the model train will run past replicas of famous New York landmarks—such as the original Yankee Stadium, the Statue of Liberty, and the Brooklyn Bridge—all crafted from natural plant material. Many other events and programs will be held in conjunction with the train show. For more information, call (718) 817-8700 or visit [www.nybg.org](http://www.nybg.org).

The **Chicago Botanic Garden** in Illinois will hold its annual Wonderland Express this year inside the Regenstein Center. Miniature trains will zip past a village of Chicago attractions made from natural materials. A mesmerizing display of 750,000 lights accompanies the journey from the entrance to the enchanting courtyards. This year's train display will be up from November 23 through January 6. For more information, call (847) 835-5440 or visit [www.chicagobotanic.org](http://www.chicagobotanic.org).

The Train Garden at the **Oregon Garden** in Portland is a year-round display located adjacent to the Children's Garden. For the holidays, the exhibit is decorated with faux snow, Christmas trees, and even Santa Claus in his sleigh. For more information, call (503) 874-8100 or visit [www.oregongarden.org](http://www.oregongarden.org).

—Neel Patel, Editorial Intern

**RAP** DEC. 1. **Designing Your Garden With Trees.** Class. The Dallas Arboretum & Botanical Society. Dallas, Texas. (214) 515-6500. [www.dallasarboretum.org](http://www.dallasarboretum.org).

**RAP** DEC. 1. **Making a Holiday Wreath.** Workshop. Botanical Garden of the Ozarks. Fayetteville, Arkansas. (479) 750-2620. [www.bgozarks.org](http://www.bgozarks.org).

**RAP** DEC. 8 & 9. **Luminations.** Festival. Lady Bird Johnson Wildflower Center. Austin, Texas. (512) 232-0200. [www.wildflower.org](http://www.wildflower.org).

### SOUTHWEST

AZ, NM, CO, UT

**RAP** NOV. 30–DEC. 30. **Las Noches de las Luminarias.** Holiday display. Desert Botanical Gardens. Phoenix, Arizona. (480) 941-1225. [www.dbg.org](http://www.dbg.org).

**RAP** NOV. 30–DEC. 31. **Garden of Lights.** Festival. The Gardens on Spring Creek. Fort Collins, Colorado. (970) 416-2486. [www.fcgov.com/gardens](http://www.fcgov.com/gardens).

**RAP** NOV. 30–JAN. 1. **Blossoms of Light/Trail of Light.** Festival. Denver Botanic Gardens. Denver, Colorado. (720) 865-3585. [www.botanicgardens.org](http://www.botanicgardens.org).

**RAP** DEC. 22. **Winter Solstice Celebration.** Red Butte Garden and Arboretum at the University of Utah. Salt Lake City, Utah. (801) 585-0556. [www.redbuttegarden.org](http://www.redbuttegarden.org).

### NORTHWEST

AK, ID, MT, OR, WA, WY

**RAP** NOV. 22–JAN. 6. **Winter Garden aGlow.** Holiday lights display. Idaho Botanical Garden. Boise, Idaho. (208) 343-8649. [www.idahobotanicalgarden.org](http://www.idahobotanicalgarden.org).

DEC. 1. **Kadomatsu Workshop.** Japanese floral project class. Portland Japanese Garden. Portland, Oregon. (503) 223-1321. [www.japanesegarden.com](http://www.japanesegarden.com).

**RAP** DEC. 2. **Wreath Workshop.** Kruckeberg Botanic Garden. Shoreline, Washington. (206) 546-1281. [www.kruckeberg.org](http://www.kruckeberg.org).

**RAP** DEC. 7 & 8. **Holiday Bazaar.** Leach Botanical Garden. Portland, Oregon. (503) 823-9503. [www.leachgarden.org](http://www.leachgarden.org).

DEC. 8. **Winter Blooming Plants.** Class. Evergreen Arboretum and Gardens. Everett, Washington. (425) 257-8597. [www.evergreenarboretum.com](http://www.evergreenarboretum.com).

**RAP** DEC. 10. **The History of Hoyt Arboretum and Forest Park.** Guided tour. Hoyt Arboretum. Portland, Oregon. (503) 865-8733. [www.hoytarboretum.org](http://www.hoytarboretum.org).

### WEST COAST

CA, NV, HI

**RAP** DEC. 1. **Composting Workshop.** San Diego Botanic Garden. Encinitas, California.

(760) 436-3036. [www.sdbgarden.org](http://www.sdbgarden.org).

**RAP** DEC. 1. **Garden Prep for Winter.** Lecture and tour. UC Davis Arboretum. Davis, California. (530) 752-4880. [www.arboretum.ucdavis.edu](http://www.arboretum.ucdavis.edu).

**RAP** DEC. 7. **Botanical Art with Catherine Watters: Winter Botanicals.** Workshop. University of California Botanical Garden at Berkeley. Berkeley, California. (510) 643-2755. [www.botanicalgarden.berkeley.edu](http://www.botanicalgarden.berkeley.edu).

**RAP** DEC. 8. **Thriving Edible Landscapes: Urban Farming.** Class. Fullerton Arboretum. Fullerton, California. (657) 278-3407. [www.fullertonarboretum.org](http://www.fullertonarboretum.org).

DEC. 19. **Succulent Wreath Making.** Workshop. Ho'omaluhia Botanical Garden. Honolulu, Hawaii. (808) 233-7323. [www1.honolulu.gov/parks/hbg](http://www1.honolulu.gov/parks/hbg).

### CANADA

NOV. 9–30. **Garden and Nature Art Exhibit.** Botanical Garden. Memorial University of Newfoundland. St. John's, Newfoundland. (709) 864-8590. [www.mun.ca/botgarden](http://www.mun.ca/botgarden).

DEC. 7–JAN. 1. **Festival of Lights.** VanDusen Botanical Garden. Vancouver, British Columbia. (604) 257-8335. [www.VanDusenGarden.org](http://www.VanDusenGarden.org).





## PRONUNCIATIONS AND PLANTING ZONES

Most of the cultivated plants described in this issue are listed here with their pronunciations, USDA Plant Hardiness Zones, and AHS Plant Heat Zones. These zones suggest a range of locations where temperatures are appropriate—both in winter and summer—for growing each plant. USDA Zones listed are still aligned with the 1990 version of the USDA’s map.

While the zones are a good place to start in determining plant adaptability in your region, factors such as exposure, moisture, snow cover, and humidity also play an important role in plant survival. The zones tend to be conservative; plants may grow outside the ranges indicated. A USDA zone rating of 0–0 means that the plant is a true annual and completes its life cycle in a year or less.

### A–G

**Acer rubrum** AY-ser ROO-brum (USDA Hardiness Zones 3–9, AHS Heat Zones 9–1)  
**Alnus incana ssp. tenuifolia** AL-nus in-KAN-uh ssp. ten-yew-ih-FO-lee-uh (6–8, 8–6)  
**Arum italicum** AIR-um ih-TAL-ih-kum (7–9, 9–3)  
**Asclepias incarnata** as-KLEE-pee-us in-kar-NAY-tuh (3–9, 9–2)  
**A. tuberosa** A. too-bur-O-suh (4–9, 9–2)  
**Asimina triloba** uh-SIH-mih-nuh try-LO-buh (6–8, 8–6)  
**Astilbe × arendsii** uh-STILL-bee ah-REnz-ee-eye (4–8, 8–2)  
**Betula nigra** BET-yew-luh NY-gruh (4–9, 9–1)  
**B. occidentalis** B. ahk-sih-den-TAL-iss (4–7, 7–3)  
**Buxus microphylla** BUCKS-us my-kro-FIL-luh (6–9, 9–6)  
**B. microphylla var. japonica** B. my-kro-FIL-luh var. jah-PON-ih-kuh (6–9, 9–6)  
**B. sempervirens** B. sem-pur-VY-renz (6–8, 8–6)  
**B. sinica** B. SIH-nih-kuh (6–9, 9–6)  
**B. sinica var. insularis** B. SIH-nih-kuh var. in-sue-LAIR-iss (4–8, 8–4)  
**Carex morrowii var. temnolepis** KAIR-eks mor-ROW-ee-eye var. tem-no-LEP-is (5–9, 12–1)  
**C. vulpinoidea** C. vul-pin-OY-dee-uh (3–8, 8–3)  
**Carpinus caroliniana** kar-PY-nus kar-o-lin-ee-AY-nuh (3–9, 9–1)  
**Celtis occidentalis** SEL-tiss ahk-sih-den-TAL-iss (2–9, 9–1)  
**Cephalanthus occidentalis** sef-uh-LAN-thus ahk-sih-den-TAL-iss (5–10, 12–3)  
**Cercis canadensis** SUR-siss kan-uh-DEN-siss (4–9, 9–2)  
**Chamaecyparis obtusa** kam-ee-SIP-uh-riss ahb-TOO-suh (4–8, 8–1)  
**C. thyoides** C. thy-OY-deez (3–8, 8–1)  
**Chasmanthium latifolium** chas-MAN-thium-um lat-ih-FO-lee-um (5–9, 9–1)  
**Chelone glabra** chee-LO-nee GLAB-ruh (3–8, 9–1)  
**Clethra alnifolia** KLETH-ruh al-nih-FO-lee-uh (3–9, 9–1)  
**Cornus florida** KOR-nus FLOR-ih-duh (5–8, 8–3)  
**C. nuttallii** C. nuh-TAL-lee-eye (7–8, 8–6)  
**C. racemosa** C. ras-eh-MO-suh (3–8, 8–3)  
**C. sanguinea** C. sang-GWIN-ee-uh (4–7, 7–1)  
**C. sericea** C. seh-RISS-ee-uh (3–8, 8–1)  
**Crocus tommasinianus** CRO-kus tom-muh-sin-ee-AY-nus (3–8, 8–1)  
**Cyclamen coum** SY-kluh-men KOOM (5–9, 9–5)  
**Danae racemosa** DAN-ay-ee ras-eh-MO-suh (6–9, 9–2)  
**Edgeworthia chrysantha** edj-WORTH-ee-uh krih-SAN-thuh (7–9, 9–6)  
**Euonymus alatus** yew-ON-ih-mus ah-LAY-tus (4–9, 9–1)  
**E. atropurpureus** E. at-ro-pur-PUR-ee-us (3–8, 8–1)  
**Eupatorium fistulosum** yew-puh-TOR-ee-um fist-yew-LO-sum (3–8, 8–2)  
**Galanthus nivalis** guh-LAN-thus nih-VAL-iss (3–8, 8–1)

### H–Z

**Hamamelis × intermedia** ham-uh-ME-liss in-ter-MEE-dee-uh (5–9, 9–1)  
**H. japonica** H. jah-PON-ih-kuh (5–9, 9–5)  
**H. mollis** H. MOL-lis (5–8, 9–1)  
**H. vernalis** H. vur-NAL-iss (4–8, 8–1)  
**H. virginiana** H. vir-jin-ee-AN-uh (3–8, 8–1)  
**Helleborus foetidus** hel-eh-BOR-us FEE-tih-dus (5–9, 9–5)  
**Heuchera americana** HYEW-kur-uh uh-mair-ih-KAN-uh (4–8, 8–1)  
**Hibiscus coccineus** hy-BISS-kus kok-SIN-ee-us (6–11, 12–1)  
**Hydrangea arborescens** hy-DRAN-juh ar-bo-RES-enz (4–9, 9–1)  
**Ilex decidua** EYE-leks deh-SID-yew-uh (5–9, 9–1)  
**Iris ensata** EYE-riss en-SAH-tuh (3–8, 9–1)  
**I. reticulata** I. reh-tik-yew-LAY-tuh (5–8, 8–5)  
**I. unguicularis** I. un-gwee-kew-LAIR-iss (7–9, 9–7)  
**Itea virginica** eye-TEE-uh vir-JIN-ih-kuh (5–9, 10–6)  
**Lobelia cardinalis** lo-BEEL-yuh kar-dih-NAL-iss (2–8, 8–1)  
**Lonicera japonica** lah-NISS-er-uh jah-PON-ih-kuh (4–10, 10–1)  
**Kosteletzkya virginica** ko-steh-LETZ-kee-uh vir-JIN-ih-kuh (6–9, 9–5)  
**Magnolia virginiana** mag-NOLE-yuh vir-jin-ee-AN-uh (6–9, 9–6)  
**Malus ioensis** MAL-us eye-o-EN-siss (4–8, 8–3)  
**Metasequoia glyptostroboides** met-uh-suh-KWOY-uh glip-toh-stro-BOY-deez (5–10, 12–8)  
**Muhlenbergia rigens** mew-len-BUR-jee-uh RIH-jenz (6–9, 9–6)  
**Nyssa sylvatica** NISS-uh sil-VAT-ih-kuh (5–9, 9–7)  
**Photinia melanocarpa** fo-TIN-ee-uh mel-an-o-KAR-puh (3–8, 8–1)  
**Physocarpus opulifolius** fy-so-KAR-pus op-yew-lih-FO-lee-us (3–7, 7–1)  
**Prunus mume** PREW-nus MOO-may (6–8, 8–6)  
**Quercus bicolor** KWER-kus BY-kuh-lur (4–8, 8–1)  
**Rhododendron viscosum** ro-doh-DEN-dron viss-KO-sum (3–9, 9–1)  
**Rhus aromatica** RUS ah-ro-MAT-ih-kuh (4–9, 9–3)  
**R. glabra** RUS GLAB-ruh (3–9, 9–2)  
**Salix purpurea** SAY-lik pur-PUR-ee-uh (4–7, 7–1)  
**Sanguinaria canadensis** san-gwi-NAIR-ee-uh kan-uh-DEN-siss (3–9, 9–1)  
**Sporobolus airoides** spor-OB-o-lus air-OY-deez (4–10, 10–4)  
**Taxodium distichum** taks-O-dee-um DIS-tih-kum (5–11, 12–5)  
**Ulmus americana** UL-mus uh-mair-ih-KAN-uh (3–9, 9–1)  
**Veronicastrum virginicum** ver-on-ih-KASS-trum vir-JIN-ih-kum (4–8, 8–3)  
**Viburnum opulus var. americanum** vy-BUR-num OP-yew-lus var. uh-mair-ih-KAN-um (2–7, 7–1)  
**V. plicatum forma tomentosum** V. ply-KAY-tum forma toh-men-TOH-sum (4–8, 8–1)  
**Vinca minor** VING-kuh MY-nor (4–9, 9–1)



# GARDEN MARKET

CLASSIFIED AD RATES: All classified advertising must be prepaid. \$2.75 per word; minimum \$66 per insertion. Copy and prepayment must be received by the 20th of the month three months prior to publication date. Display ad space is also available. To place an ad, call (703) 768-5700 ext. 120 or e-mail [advertising@ahs.org](mailto:advertising@ahs.org).

## FERTILIZERS



**AGGRAND**  
Certified Natural Organic Fertilizer

Mike TenEyck, P.E., Direct Jobber  
Enhanced Health of Soil and Plants  
Economic Applications for Lawn-Garden-Agriculture  
(208) 589-4660, e-mail: [mike@teneyckdistributing.com](mailto:mike@teneyckdistributing.com)  
[www.Seaweed-Fertilizers.com](http://www.Seaweed-Fertilizers.com)



## PLANT LABELS

**ENGRAVED BOTANICAL PLANT LABELS**  
PLANT IDENTIFICATION FOR EVERY GARDEN  
FAMILY - GENUS - SPECIES - COMMON NAME  
Order @ [www.gardenmarkers.com](http://www.gardenmarkers.com)  
FAX: 434-975-1627  
PLANT LABELS - STAKES - TREE TACKS

## NATIVE PLANTS

**Mail-Order Natives**, P.O. Box 9366, Lee, FL 32059. Retail supplier of native trees, shrubs, native azaleas, perennials, palms & grasses. Top-quality plants with service to match. Free catalog. [www.mailordernatives.com](http://www.mailordernatives.com). E-mail: [superiortrees@centurylink.net](mailto:superiortrees@centurylink.net) phone: (850) 973-0585.

## ROSES

Request your free copy of David Austin's mail order catalog, '**Handbook of Roses**', featuring many beautiful, fragrant, repeat-flowering roses. Visit [www.davidaustinroses.com](http://www.davidaustinroses.com) or call (800) 328-8893 quoting **TA10**.

## Veggies And Herbs In Biodegradable Pots



[www.BonniePlants.com](http://www.BonniePlants.com)

**Gardening With You Since 1918.**

### Statement of Ownership, Management, and Circulation

1. Publication Title: *The American Gardener*. 2. Publication No. 1087-9978. 3. Filing Date: September 15, 2012. 4. Issue Frequency: Bi-monthly. 5. No. of Issues Published Annually: 6. 6. Annual Subscription Price: \$35. 7. Complete Mailing Address of Known Office of Publication: *The American Gardener*, American Horticultural Society, 7931 East Boulevard Drive, Alexandria, Virginia 22308-1300. 8. Complete Mailing Address of Headquarters or General Business Office of Publisher: Same as above. 9. Full Names and Corporate Mailing Addresses of Publisher, Editor, and Managing Editor: Publisher—American Horticultural Society, same address as above. Editor—David J. Ellis, same address as above. Managing Editor—Mary Yee, same address as above. 10. Owner: American Horticultural Society, same address as above. 11. Known Bondholders, Mortgagees, and Other Security Holders Owning or Holding 1 Percent or More of Total Amount of Bonds, Mortgages, or Other Securities: None. 12. The purpose, function, and nonprofit status of this organization and the exempt status for federal income tax purposes have not changed during the preceding 12 months. 13. Publication Name: *The American Gardener*. 14. Issue Date for Circulation Data Below: Nov./Dec. 2011–Sept./Oct. 2012. 15. Extent and Nature of Circulation:

	Avg. No. Copies Each Issue During Preceding 12 Months	Actual No. Copies of Issue Published Nearest to Filing Date
a. Total No. Copies (Net Press Run)	18,785	18,858
b. Paid Circulation		
(1) Mailed Outside-County Paid Subscriptions Stated on PS Form 3541	16,672	16,219
(2) Mailed In-County Paid Subscriptions Stated on PS Form 3541	0	0
(3) Paid Distribution Outside the Mails Including Sales Through Dealers and Carriers, Street Vendors, Counter Sales, and Other Paid Distribution Outside USPS®	0	0
(4) Paid Distribution by Other Classes of Mail Through the USPS	0	0
c. Total Paid Circulation (sum of 15b (1), (2), (3), (4))	16,672	16,219
d. Free or Nominal Rate Distribution		
(1) Free or Nominal Rate Outside-County Copies Included on PS Form 3541	0	0
(2) Free or Nominal Rate In-County Copies Included on PS Form 3541	0	0
(3) Free or Nominal Rate Copies Mailed at Other Classes Through the USPS	87	52
(4) Free or Nominal Rate Distribution Outside the Mail (Carrier or Other Means)	0	0
e. Total Free or Nominal Rate Distribution (Sum of 15d (1), (2), (3), (4))	87	52
f. Total Distribution (Sum of 15c and 15e)	16,759	16,271
g. Copies Not Distributed	2,026	2,587
h. Total (Sum of 15f and 15h)	18,785	18,858
i. Percent Paid	99.4%	99.7%

I certify that all information furnished above is true and complete.  
—David J. Ellis, Editor



## Dying for the Christmas Rose

by Carole Ottesen

A horticultural mystery

Available from Amazon.com in paperback and Kindle

**Go Green...  
Go Grey**



**Help Save the Environment  
Help Save an Endangered  
Manatee Today**

**Adopt-A-Manatee!**

Call 1-800-432-JOIN (5646)  
[www.savethemanatee.org](http://www.savethemanatee.org)







## 2012 MAGAZINE INDEX

### AUTHORS

- Aker, Scott.** Invasion of the Stinkbugs, M/J, 42. Monitoring the Garden, M/A, 46. Planting Trees Properly, S/O, 46. Preparing for Winter, N/D, 44. Preventive Pruning for Woody Plants, J/F, 36. Summer Tree Defoliators, J/A, 42.
- Askey, Linda.** Colorful Cool-Season Annuals, S/O, 14.
- Batdorf, Lynn.** Boxwood Revival, N/D, 38.
- Bentley, Caroline.** Magnificent Maples, S/O, 31.
- Berger, Jane.** In Memoriam: Wolfgang Oehme, M/A, 55.
- Bowers, Holly.** AHS Members Making a Difference: Peg Owens, S/O, 12. Celebrating America's First Natural Historian, S/O, 56. Desert Botanical Garden Turns Heads, S/O, 57. Hollin Meadows: A School Gardening Success Story, S/O, 41. Into the Clouds at Dumbarton Oaks, S/O, 56. Quilts in Bloom Along Indiana's Heritage Trail, J/A, 58. West Meets East at Denver Botanic Garden, J/A, 59.
- Bunting, Andrew.** Deciduous Magnolias for American Gardens, M/A, 24.
- Bussolini, Karen.** Sound in the Garden, M/A, 30.
- Cannon, Paul Lee.** Wall German-der, M/J, 58.
- Cutler, Karan Davis.** Cucumbers, J/A, 44. Sprouts, N/D, 42.
- Ellis, David J.** The Bulbs of Summer, M/J, 35.
- Hill, Bob.** A Breeder Apart, Elwin Orton, S/O, 36.
- Hucek, Margene Whitler.** *Magnolia grandiflora* 'Little Gem', J/F, 58.
- Humphrey, Donald.** All-American Herbs, M/J, 24.
- Hyman, Frank.** Latitude Adjustment, J/F, 30.
- Johnson, Samantha.** A Rainbow of Heirloom Snap Beans, M/A, 48.
- Keith, Jessie.** Diverse, Decadent Dahlias, J/A, 30.
- Kelaidis, Panayoti.** In Memoriam: Francis H. Cabot, J/F, 42.
- Lee, Rand B.** Alluring Jasmines, J/F, 24.
- Mangas, Janet Hommel.** Restoration of a Jensen Garden, N/D, 20.
- McDonald, Nancy.** Korean Mountain Ash, S/O, 60.
- Munts, Pat.** Growing Plants for Wild Places, S/O, 20.
- Neveln, Viveka.** AHS Members Making a Difference: Bill Horman, J/A, 12. Expert Gardening Advice, J/F, 48. Herb Gardening, J/A, 56. Edible Gardening Books, M/A, 51. Magnificent Maples, S/O, 31. A Miscellany of Tempting Titles, N/D, 51. Regional Gardening Guides, M/J, 48.
- Ottesen, Carole.** Late Bloomers, S/O, 24. Native Vines for American Gardens, M/J, 14.
- Painter, Tammie.** Refreshing Mint, M/J, 44.
- Patel, Neel.** Garden Trains Blow Their Whistles for the Holidays, N/D, 57. AHS Members Making a Difference: Steven Trusty, N/D, 12. America In Bloom's 2012 Award Winners, N/D, 11.
- Pelczar, Rita.** Green Garage, J/F, 44; M/A, 56; M/J, 54; J/A, 50; S/O, 51; N/D, 49. Maintaining an Edge, J/F, 20.
- Rainer, Thomas.** Cottage Garden, American Style, J/A, 14.
- Raver, Anne.** Gardening in Thomas Jefferson's Footsteps, J/A, 25. Nancy Goodwin, N/D, 32. Tony Avent, Maverick Plantsman, M/A, 35.
- Rice, Graham.** Purple-Leaved Perennials Pack a Punch, M/A, 16.
- Sharp, Jo Ellen Meyers.** Desert Botanical Garden, M/A, 45. Gardens of Cantigny, M/J, 40. Indianapolis Museum of Art, J/F, 45. JC Raulston Arboretum, S/O, 54. Madoo Conservancy, J/A, 52. San Diego Botanic Garden, N/D, 52.
- Stafford, Russell.** A Galaxy of Andromedas, M/A, 40.
- Sternberg, Ilene.** Enchanting Lotuses, J/A, 20.
- Strand, Chris.** Enchanting Witch Hazels, N/D, 26.
- Taylor, Patricia.** Sugar Tip Rose of Sharon, J/A, 69. Summersweets, J/A, 36.
- Thompson, Helen.** AHS Members Making a Difference: Kurt Van Dexter, M/J, 11; Pat Leuchtman, M/A, 11; Samuel Salisbury and Sabrena Schwyer, J/F, 12. California Conservatory Goes Pre-historic, M/J, 58. National Cherry Blossom Festival Turns 100, M/A, 57. Native Plant Conference in Ohio, M/J, 58. Renovated Huntington Japanese Garden Reopens, M/A, 59. Special Events and Anniversaries, J/F, 51. Understanding the New USDA Hardiness Zone Map, M/A, 21.
- Ware, Grahame.** Shredded Umbrella Plant, M/A, 62.
- Warlick, Matt.** Poet's Laurel, N/D, 62.
- Wetherbee, Kris.** Bring on the Butterflies, M/J, 30. Shallots, J/F, 38. Solutions for Soggy Sites, N/D, 14. Jostaberries, S/O, 44.
- Yee, Mary.** New for 2012, J/F, 14.
- Young, Beth O'Donnell.** Sustainable Hardscaping for an Earth-Wise Garden, M/J, 20.

### SUBJECT

- Acer:** see Maples.
- Annuals:** Colorful Cool-Season Annuals, S/O, 14. New for 2012, J/F, 14.
- Aquatic Plants:** Enchanting Lotus- es, J/A, 20.
- Boxwood:** Boxwood Revival, N/D, 38.
- Bulbous Plants:** Bulbs of Summer, M/J, 35. Diverse, Decadent Dahlias, J/A, 30.
- Butterfly Gardening:** See Insects
- Buxus:** see Boxwood
- Children and Youth Gardening:** 20 Years of Youth Gardening, M/J, 12. Hollin Meadows, A School Gardening Success Story, S/O, 41.
- Clethra:** see Summersweets.
- Dahlias (See Bulbous Plants):**
- Design:** Cottage Garden, American Style, J/A, 14. Purple-Leaved Perennials Pack a Punch, M/A, 16. Sound in the Garden, M/A, 30. Restoration of a Jensen Garden, N/D, 20. Solutions for Soggy Sites, N/D, 14. Sustainable Hardscaping for an Earth-Wise Garden, M/J, 20.
- Edible Plants:** Cucumbers, J/A, 44. Gardening in Thomas Jefferson's Footsteps, J/A, 24. New for 2012, J/F, 14. Heirloom Snap Beans, M/A, 48. Refreshing Mint, M/J, 44. Jostaberries, S/O, 44. Shallots, J/F, 38. Sprouts, N/D, 42.
- Fruits:** see Edible Plants
- Garden Organizations:** All-America Selections, J/F, 9; N/D, 11. America In Bloom, N/D, 11. American Public Garden Association, J/A, 48.
- Gardens, Private:** Restoration of a Jensen Garden, N/D, 20.
- Gardens, Public:** Brooklyn Botanic Garden's Children's Garden, M/A, 14. Cantigny, M/J, 40. Denver Botanic Gardens, M/A, 45; J/A, 59. Desert Botanical Garden, S/O, 57. Indianapolis Museum of Art, J/F, 45. JC Raulston Arboretum, S/O, 54. Madoo Conservancy, J/A, 52. Monticello, J/A, 24. San Diego Botanic Garden, N/D, 52. Smithsonian Gardens, M/A, 14.
- Hamamelis:** see Witch Hazels.
- Hardscapes:** Sustainable Hardscaping for an Earth-Wise Garden, M/J, 20.
- Herbs:** All-American Herbs, M/J, 24. Refreshing Mint, M/J, 44.
- Houseplants:** Alluring Jasmines, J/F, 24.
- Insects:** Bring on the Butterflies, M/J, 30. Invasion of the Stinkbugs, M/J, 42. Summer Tree Defoliators, J/A, 42.
- Jasminum:** see Vines.
- Magnolias:** Deciduous Magnolias, M/A, 24.
- Maples:** Magnificent Maples, S/O, 30.
- Native Plants:** All-American Herbs, M/J, 24. Growing Plants for Wild Places, S/O, 20. Native Plants for the Cottage Garden, J/A, 18. Native Vines for American Gardens, M/J, 14. Solutions for Soggy Sites, N/D, 14. Summersweets, J/A, 36.
- People:** (also see AHS Members Making a Difference) Avent, Tony, M/A, 35. Brodowski, Pat, J/A, 24. Cabot, Francis, H., J/F, 42. Carruth, Tom, M/A, 54. Cullina, William, J/F, 11; M/A, 54. Fell, Derek, S/O, 50. Goodwin, Nancy, N/D, 32. Haupt, Enid, J/F, 8. Jensen, Jens, N/D, 24. Oehme, Wolfgang, M/A, 55. Orton, Elwin, S/O, 26.
- Perennials:** All-American Herbs, M/J, 24. Cottage Garden, American Style, J/A, 14. Late Bloomers, S/O, 24. New for 2012, J/F, 14. Poet's Laurel, N/D, 62.



Purple-Leaved Perennials Pack a Punch, M/A, 16. Shredded Umbrella Plant, M/A, 62. Solutions for Soggy Sites, N/D, 14. *Teucrium chamaedrys*, M/J, 62.

**Plant Breeding:** A Breeder Apart: Elwin Orton, S/O, 36.

**Plant Hunting:** Latitude Adjustment, J/F, 30.

**Plant Restoration:** Growing Plants for Wild Places, S/O, 20.

**Roses:** New for 2012, J/F, 14.

**School Gardens:** See Children and Youth Gardening

**Soil:** Expanded Aggregates Solve Soil Problems, M/J, 54. Solutions for Soggy Sites, N/D, 14.

**Sound:** Sound in the Garden, M/A, 30.

**Summersweets:** Summersweets, J/A, 36.

**Techniques:** Expanded Aggregates Solve Soil Problems, M/J, 54.

Latitude Adjustment, J/F, 30.

Maintaining an Edge, J/F, 20.

Monitoring the Garden, M/A, 46.

Planting Trees Properly, S/O, 46.

**USDA Plant Hardiness Zone Map:**

Understanding the New USDA Hardiness Zone Map, M/A, 21.

**Vegetables:** see Edible Plants.

**Vines:** Alluring Jasmines, J/F, 24. Native Vines for American Gardens, M/J, 14.

**Witch Hazels:** Enchanting Witch Hazels, N/D, 26.

**Woody Plants:** Boxwood Revival, N/D, 38. A Breeder Apart, Elwin Orton, S/O, 36.

Deciduous Magnolias, M/A, 24. Enchanting Witch Hazels, N/D, 26.

A Galaxy of Andromedas, M/A, 40.

Korean Mountain Ash, S/O, 60.

Magnificent Maples, S/O, 30.

New for 2012, J/F, 14.

Sugar Tip Rose of Sharon, J/A, 62.

Solutions for Soggy Sites, N/D, 14.

Summersweets, J/A, 36.

## COLUMN INDEX

### AHS Members Making a Difference:

Horman, Bill, J/A, 12.

Leuchtman, Pat, M/A, 11.

Owens, Peg, S/O, 12.

Salsbury, Samuel and Schweyer, Sabrena, J/F, 12.

Trusty, Steven, N/D, 12.

Van Dexter, Kurt, M/J, 11.

**AHS News Specials:** 2012 AHS Book Award Winners, M/A, 15.

2012 AHS National Children and Youth Garden Symposium: Celebrating 20 Years of Promoting Garden-Based Teaching and Learning, M/J, 12.

AHS 2012 Great American Gardeners National Award Winners, M/A, 12.

America In Bloom's 2012 Award Winners, N/D, 11.

### Book Reviews:

**J/F:** *Dirr's Encyclopedia of Trees and Shrubs*, 46. *Designing with Conifers*, 46. *One Writer's Garden: Eudora Welty's Home Place*, 47.

**M/A:** *Free-Range Chicken Gardens*, 50. *The New Sunset Western Garden Book*, 50.

**M/J:** *Natural Companions*, 46. *Heirloom Gardening in the South*, 47.

*Waterwise Plants for Sustainable Gardens*, 46.

**J/A:** *A Rich Spot of Earth: Thomas Jefferson's Revolutionary Garden at Monticello*, 55.

*Grow Fruit Naturally*, 54. *Guide to Bearded Irises*, 54.

**S/O:** *American Grown*, 52. *Cacti & Succulents for Cold Climates*, 53.

*How Carrots Won the Trojan War*, 52.

**N/D:** *The Layered Garden*, 50. *A Garden Makes a House a Home*, 50.

**Gardener's Books:** Expert Gardening Advice, J/F, 48.

Herb Gardening, J/A, 56. Latest Crop of Edible Gardening Books, M/A, 51.

A Miscellany of Tempting Titles, N/D, 51.

Regional Gardening Guides, M/J, 48.

**Gardener's Notebook:** **J/F:** Grant Supports Manual to Assist American Chestnut Restoration, 41.

New Network to Study Effects of Climate Change on Plants, 43.

Night-Blooming Orchid Discovered, 40.

Sterile Burning Bush Developed, 40.

Wheeling-and-Dealing Soil Denizens, 40.

**M/A:** First SITES Certifications, 53.

New Species Named in Honor of Overlooked Female Botanist, 52.

Online Invasive Plant Atlas, 54.

Plant Select Announces 2012 Winners, 52.

Updated Requirements for Describing New Plant Species, 52.

**M/J:** Bird Count, 52. How Plants Tolerate Drought, 51.

Kudzu Bugs, 50. Ornamental Cherry Tree Variety Honors Helen Taft, 51.

Plant Self-Defense, 50. Understanding Invasiveness, 51.

USDA Turns 150, 50.

**J/A:** Blooming Times, 48. Duke Farm Reopens, 48.

Heronwood Has New Owner, 46. Landscape for Life Launched, 46.

Lawn and Garden Trends, 49. Rose Winners, 47.

Water from Hoses, 49. World Flora Online, 46.

**S/O:** Blueberry Brouhaha, 48. First Evidence of Co-Evolution Among Native and Invasive Plant Species, 49.

Flowers Coaxed from Ice Age Plants, 50.

More Frost-Tolerant Japanese Snowbell Cultivar Developed, 48.

Naming Auction for Newly Discovered Iris Species, 49.

National Daylily Program Celebrates 25 Years, 50.

New Partnership Focuses on Native Orchid Conservation, 50.

New Program Helps Public Gardens Boost Climate Change Awareness, 48.

Stressed Grasshoppers May Slow Plant Growth, 48.

**N/D:** 2012 International Designer of the Year, 47.

American Garden Award Winners, 46.

Bonnie Plants' Cabbage Program Gets Kids Gardening, 47.

Citizen Scientists Help Gather Rainfall Data, 46.

Longwood Gardens Welcomes One-Millionth Visitor, 47.

Native Plants Better For Supporting Local Bird Populations, 47.

New Horticulture Director for New England Wild Flower Society, 47.

Sniffing Out Emerald Ash Borer, 46.

**Garden Solutions:** Invasion of the Stinkbugs, M/J, 42.

Monitoring the Garden, M/A, 46.

Planting Trees Properly, S/O, 46.

Preparing the Garden for Winter, N/D, 44.

Preventive Pruning for Woody Plants, J/F, 36.

Summer Tree Defoliators, J/A, 42.

**Green Garage:** Expanded Aggregates, M/J, 54.

Products, M/A, 56; J/A, 50; S/O, 51; N/D, 49.

**Homegrown Harvest:** Cucumbers, J/A, 44.

Snap Beans, M/A, 48.

Mint, M/J, 44. Shallots, J/F, 38.

Sprouts, N/D, 42. Jostaberries, S/O, 44.

**News from the AHS:** **J/F:** 2012 Seed Exchange Catalog Available, 9.

AHS Celebrates 90<sup>th</sup> Anniversary, 8.

Garden Market in April, 10.

East Coast Gardening Symposiums Offer Spring Inspiration, 11.

Grant to Fund Digital Archive of AHS Periodicals, 9.

Register Your Community for America in Bloom, 11.

Upcoming Travel Study Program Destinations, 10.

**M/A:** AHS Symposium Focused on Gardening With Children Celebrates 20 Years, 8.

AHS Hosting Spring Garden Club Events, 9.

Environmental Award Honors Outstanding Exhibits, 10.

AHS Collaborates in National Plant Society Meeting, 10.

**M/J:** Paperback Edition of *Homegrown Harvest* Released, 10.

River Farm Meadow Burn, 8.

2012 Gala, 10. Workshop on Climate and Gardening, 8.

**J/A:** America in Bloom Sympo-

sium, 11. Burpee Foundation Grant Supports 20<sup>th</sup> Annual Symposium, 8.

Celebrating "Horticultural Heroes," 9.

Gardening-Focused Weekend at Homestead Resort, 9.

Groundbreaking for River Farm Infrastructure Project, 8.

In Memoriam: Sally Boasberg, 10.

Save Those Seeds, 11.

**S/O:** 2013 President's Council Tour to South Carolina, 10.

GWA Award for Magazine, 9.

"Growing Good Kids" Award Winners, 8.

Save the Date for Denver, 11.

Seed Exchange Deadline Reminder, 10.

TGOA/MGCA Photo Contest Winner, 8.

Tomato Rainbow at River Farm, 9.

**N/D:** Domestic Cruise New Addition to Travel Program, 8.

Glorious Gala at River Farm, 9.

Take Your Best Shot for Photo Contests, 9.

Corporate Volunteers Help Out at River Farm, 10.

**Plant in the Spotlight:** *Sorbus alnifolia*, S/O, 60.

*Magnolia grandiflora* 'Little Gem', J/F, 58.

*Danae racemosa*, N/D, 62.

*Syneilesis aconitifolia*, M/A, 62.

*Hibiscus syriacus* Sugar Tip, J/A, 62.

*Teucrium chamaedrys*, M/J, 62.

**Regional Happenings:** **J/F:** Lady Bird Johnson Wildflower Center Anniversary, 51.

Netherlands World's Fair of Horticulture, 51.

**M/A:** California Native Plant Week, 59.

National Cherry Blossom Festival Turns 100, 57.

Renovated Huntington Japanese Garden Reopens, 59.

**M/J:** California Conservatory Goes Prehistoric, 58.

Native Plant Conference in Ohio, 58.

**J/A:** Quilts in Bloom Along Indiana's Heritage Trail, 58.

West Meets East at Denver Botanic Gardens, 59.

**S/O:** Celebrating America's First Natural Historian, 56.

Desert Botanical Garden Turns Heads, 57.

Into the Clouds at Dumbarton Oaks, 56.

**N/D:** Garden Trains Blow Their Whistles For The Holidays, 57.

**Traveler's Guide to Gardens:** Gardens of Cantigny, M/J, 40.

Desert Botanical Garden, M/A, 45.

Indianapolis Museum of Art, J/F, 45.

JC Raulston Arboretum, S/O, 54.

Madoo Conservancy, J/A, 52.

San Diego Botanic Garden, N/D, 52. 🌿

*Index compiled by AHS Volunteer Katherine Hoffman.*

NOVEMBER / DECEMBER 2012 61



## Poet's Laurel: A Shade-Loving Evergreen for the South

by Matt Warlick

FINDING QUALITY evergreen plants to incorporate into a shade garden can be difficult because most species require a substantial amount of sun to prosper, but poet's laurel (*Danae racemosa*, USDA Hardiness Zones 7–9, AHS Heat Zones 9–6) fits the bill. This slow-growing elegant shade-lover bears glossy, dark green, lance-shaped foliage on graceful, arching stems. A mature plant grows between two to four feet tall with an equal or slightly larger spread. Plants produce tiny blooms in spring resembling clusters of green grapes, followed in summer by groups of marble-sized green fruits that turn red and persist through winter.

Although it is often referred to as a shrub, poet's laurel is related to asparagus and is not truly woody. The sole species in the genus *Danae*, it is native to northern Iran and the surrounding area, where it acquired a colorful history. The plant's common name reflects its association with poet laureates in ancient Greece, who reportedly wore wreaths of its foliage around their heads. Another of its names, Alexandrian laurel, alludes to Alexander the Great, who reputedly used this plant for victory wreaths.

### AN EASY KEEPER

Shoots of poet's laurel emerge from the plant's base in the spring, with the leaves—technically modified flattened parts of the stem—later unfurling. Plants will not branch if pruned, so it's best to allow the



A bed of red-berried poet's laurel thrives under the canopy of tall trees in a shade garden.

stems to arch over. Prune only to remove older, discolored, or untidy stems.

Plant poet's laurel where it will receive limited exposure to direct sunlight. Some early morning sun and filtered light during the day will keep the foliage green and glossy. Wintertime sun can discolor the leaves, so site the plants where they will receive some shade in that part of the year.

Poet's laurel has no major pests or disease problems. It tolerates drought once established, but thrives in moist, well-drained soil. It has withstood rough winters at my North Carolina nursery, sending up new shoots on a few occasions when the foliage had been killed. It may be root-hardy in USDA Zone 6 if well mulched.

Propagating poet's laurel requires patience, which is why it is generally only available through mailorder nurseries (see box, left). Plants take five to six years to reach a saleable size when grown from seed and spread slowly from underground stems called rhizomes. Plants that are established in the garden can be

more easily propagated by dividing rhizomes in the fall or early spring.

### GARDEN USES

The fine-textured leaves of poet's laurel blend well with ferns and contrast pleasingly with bolder-leaved hostas and hydrangeas or low-growing dwarf periwinkle and pachysandra.

Grown in masses, poet's laurel creates quite a visual impact, especially when spangled with red berries. Both its berries and its evergreen foliage lend interest in winter; the berries also attract birds.

In addition to being a stellar garden plant, poet's laurel is a staple for florists and flower arrangers. In a vase, the stems and leaves stay fresh for days—if not weeks.

So if you've never grown poet's laurel, find a nook for it in your garden and enjoy its many charms throughout the year. ☺

*Matt Warlick owns Shady Days Nursery and Landscape in Lewisville, North Carolina, a wholesaler of poet's laurel.*

### Sources

**Forestfarm**, Williams, OR.

[www.forestfarm.com](http://www.forestfarm.com).

**Plant Delights Nursery**, Raleigh, NC.

[www.plantdelights.com](http://www.plantdelights.com).

**Woodlanders**, Aiken, SC.

[www.woodlanders.net](http://www.woodlanders.net).





PlantersPlace.com®  
where gardeners go to grow.



## To everything there is a season.

Plants thrive in fall's ideal growing conditions. Gentle rains and cooler soil temperatures rejuvenate summer-stressed plants, preparing them for the winter ahead. You can help, too, by making Osmocote® Smart-Release® Plant Food a regular part of your fall gardening routine. Osmocote adjusts to changing soil temperatures, so your plants always get just the right amount of nutrition. Maybe that's why passionate gardeners have trusted Osmocote for 40 years – no matter what the season.



# Don't forget your trees.

Did you know that attractive landscapes with healthy trees and shrubs can account for as much as 20% of a home's property value?

Healthy trees also add to the beauty of your home and should be cared for by professionals who will work with you to achieve your goals. From consulting on your trees' needs, to scheduling the work, to arriving on time and cleaning up when the job is complete, **The Care of Trees** is serious about ensuring your complete satisfaction.

To help maintain this important part of your garden, call the certified arborists at The Care of Trees today for an evaluation of your tree and shrub care needs.

## Our Services Include:

- Tree & Shrub Pruning
- Insect and Disease Management
- SoilCare<sup>SM</sup> - our organic approach to tree care
- Fertilization and Nutrient Management Programs
- Cabling and Bracing
- Planting and Tree Replacement
- Tree Preservation & Land Restoration
- Tree and Stump Removal
- Tree Risk Assessment
- 24-Hour Emergency Service



Our business is **people** and their **love** for **trees**®



L.T.E. #901

Call us at (703) 922-8733.

[www.thecareoftrees.com](http://www.thecareoftrees.com)