

Life Is On

Schneider  
Electric



 Price List




# Panel Builder

With effect from January 27<sup>th</sup>, 2020



[se.com/in](https://se.com/in)



<b>Moulded Case Circuit Breakers:</b>	
<b>ComPact NSXm:</b>	
Range Overview	11
MCCBs for Distribution Network	12
MCCB with Integrated Earth Leakage Protection 	13
Accessories	14
<b>MCCB for Motor Protection:</b>	
GV4LE	15
GV4PE	15
Accessories for GV4	16
Auxiliary Contact Blocks	16
<b>ComPact NSX:</b>	
Range Overview	18
MCCBs for Distribution Network	22
Circuit Breakers for Motor Protection	26
MCCB with Integrated Earth Leakage Protection 	28
MCCBs for DC Network Protection	29
Accessories	30
Automatic Source Changeover System	33
<b>ComPact NS:</b>	
Range Overview	35
MCCBs 800A onwards Manual Fixed	36
MCCBs 800A onwards Electrical Fixed	38
Accessories	39
<b>EasyPact CVS:</b>	
Range Overview	42
MCCBs for Distribution Network	43
Easy-Pact CVS Switch Disconnecter Version	47
Accessories	48
<b>EasyPact EZC:</b>	
Range Overview	50
MCCBs for Distribution Network	51
Accessories	53
<b>EasyPact NKS:</b>	
MCCBs for AC Distribution Network	54
SimPact NKS DC MCCB	55
<b>Ground Fault / Earth Leakage Protection:</b>	
Unique Modular Ground Fault Protection	56
Earth Leakage Protection	57
Vigirex - Earth Leakage Protection Relay	58
ComPact- INS & INV Switch Disconnectors	59
Switch Disconnector fuse units - range overview	60
Fupact Switch Disconnector and Accessories	61
<b>Air Circuit Breakers:</b>	
<b>MasterPact MTZ:</b>	
Range Overview 	64
Overview of MicroLogic X Trip Unit	66
<b>MasterPact NT/NW:</b>	
Range Overview	68
MicroLogic Trip system	69
ATS Kit range	70
<b>EasyPact MVS:</b>	
Range Overview	72
ET/ETA/ETV Trip System	73
Draw-out type Circuit breakers and Switch Disconnectors	74
Fixed type Circuit breakers and Switch Disconnectors	76
Accessories	78

Low Voltage Products

**EasyPact SPS:**

Range Overview . . . . . 79  
 Draw-out type Circuit breakers and Switch disconnecter. . . . . 80  
 Fixed type Circuit breaker and Switch disconnector . . . . . 81  
 Accessories. . . . . 81

**EasyPact TVS:**

EasyPact TVS Power Contactors (3 Pole) . . . . . 83  
 EasyPact TVS Power Contactors (4 Pole) . . . . . 84  
 EasyPact TVS Contactor Accessories. . . . . 85  
 EasyPact TVS Thermal Overload Relay. . . . . 86  
 EasyPact TVS Circuit Breaker for Motor Protection. . . . . 87

**TeSys Control Range:**

TeSys Control Range . . . . . 93  
 TeSys K Control Relays . . . . . 94  
 TeSys K Power Contactors . . . . . 94  
 TeSys K Accessories . . . . . 95  
 TeSys D Control Relays . . . . . 96  
 TeSys D Power Contactors (3 Pole). . . . . 96  
 TeSys D Green. . . . . 98  
 TeSys D Green Electric Coil Contactor . . . . . 99  
 TeSys D Accessories . . . . . 100  
 TeSys F Power Contactors. . . . . 106  
 TeSys F - Accessories . . . . . 107  
 TeSys Special Purpose Contactor. . . . . 109  
 TeSys H Ultra ComPact starters . . . . . 112

**TeSys Protection Range:**

TeSys Overload Relay . . . . . 115  
 TeSys Electronic Over Current Relay . . . . . 117  
 TeSys Motor Circuit Breakers . . . . . 120  
 GV4LE . . . . . 121  
 GV4PE . . . . . 121  
 Accessories for GV4 . . . . . 122  
 Auxiliary Contact Blocks . . . . . 122  
 Circuit Breakers for Motor Protection Accessories . . . . . 123

**Linergy:**

Linergy. . . . . 127

**TeSys Switches:**

TeSys Switches . . . . . 130

**TeSys Motor Monitoring:**

TeSys U . . . . . 132  
 TeSys T - iMCC Relays. . . . . 134

**Starters:**

Enclosed Starters . . . . . 136  
 TE Start & TeSys Motor Starters . . . . . 137  
 Starters Spares . . . . . 138

**Selection Table:**

**Type 2 Co-ordination charts - TeSys**

- Fuseless - Direct-on-Line starters with circuit-breaker (2 Products) . . . . . 139
- Fuseless - Direct-on-Line starters with circuit-breaker (3 Products) . . . . . 140
- Fuseless - Star Delta starters with circuit-breaker (3 Products) . . . . . 141
- Fuseless - Star Delta starters with circuit-breaker (2 Products) . . . . . 142
- Fuseless - Direct-on-Line starters with circuit-breaker (3 Products) . . . . . 143

**Type 2 Co-ordination charts - EasyPact**

- Fuse based - Direct-on-Line starters (3 Products) . . . . . 144
- Fuse based - Star Delta starters (3 Products) . . . . . 144

**Selection Chart**

- Fuseless - Direct-on-Line starters with circuit-breaker (3 Products) . . . . . 145
- Fuseless - Star Delta starters with circuit-breaker (3 Products) . . . . . 146
- Fuseless - Direct-on-Line starters with circuit-breaker (2 Products) . . . . . 147

Switching and Controlling Products

Industrial  
Automation  
Products

**Phaseo:**  
 Phaseo Power Supplies . . . . . 148  
 Phaseo Transformers . . . . . 149

**Altivar:**  
 Altivar Variable Frequency Drives . . . . . 151

**Altistart:**  
 Altistart Soft Starters . . . . . 157

**Zelio Logic:**  
 Zelio Smart Relays . . . . . 159  
 Zelio Plug-in-Relays . . . . . 161  
 Zelio SSR / Electronic Timer . . . . . 167

**Harmony:**  
 Harmony Control & Signalling Units . . . . . 168

**Signalling:**  
 Signalling Control Stations & Enclosures . . . . . 173

**Magelis:**  
 Magelis Industrial PC and Display . . . . . 175  
 Magelis RACK IPC . . . . . 176  
 Magelis Basic HMI . . . . . 177

**Vijeo:**  
 Vijeo XD EcoStruxure™ Operator Terminal Expert . . . . . 178  
 Vijeo Designer . . . . . 179

Final  
Distribution  
Products

**Acti 9 Distribution System:**  
 Miniature Circuit Breakers (MCBs) . . . . . 184  
 Residual Current Devices (RCDs) . . . . . 188  
 Auxiliaries and Accessories for MCBs/RCDs . . . . . 190  
 Surge Protection Devices (SPDs) . . . . . 192  
 Control and Command Products . . . . . 194  
 ComReady Control and Command Products . . . . . 196  
 Modular Distribution Boards - Metallic . . . . . 202


**Kaedra Enclosures:**  
 Kaedra Enclosures-Weather Proof . . . . . 206

**PratiKa:**  
 PratiKa Plugs & Sockets . . . . . 208

**Electra:**  
 Electra Metal Clad Plugs & Sockets . . . . . 212

Power  
Monitoring  
Products


**Tailored Offers for Specific Applications and Segment:**  
 BCPM DataCenter Management with Information . . . . . 216  
 VigiloHM Range of Insulation Monitoring Devices . . . . . 216

**High Accuracy, Specialized Solutions - for MV/LV Distribution:**  
 PowerLogic™ ION9000.  . . . . . 218  
 PowerLogic™ ION 8800 / 8650 . . . . . 218  
 PowerLogic™ PM8000 Series Power Quality Analyser . . . . . 219

**High Accuracy, ComPact, Power Meters - for HV/MV/LV Distribution:**  
 PowerLogic™ PM5000 Series Power Meters . . . . . 221  
 Smart Demand Controller - EM7200 Series . . . . . 221

**High Accuracy, Specialized Solutions- for MV/LV Distribution:**  
 Easy Logic PM2000 Series . . . . . 223

**India's Most Trusted, Reliable and Accurate Multifunction Meters:**  
 Conzerv EM6400NG Series, The Next Generation Workhorse . . . . . 225  
 Hexa Series EM64XXH and PM1130H Meters . . . . . 226

**PowerTag - World's Smallest Energy Sensor:**   
 PowerTag for MCB . . . . . 228  
 PowerTag for MCCB . . . . . 228  
 Smartlink . . . . . 228

Communication Auxiliaries . . . . . 229

Power  
Monitoring  
Products

**DIN Rail Mount Meters - Accurate, Flexible Power Meters:**

PowerLogic™ PM3200 Series CI 0.5S Power Meters MV / LV Distribution . . . . . 230

PowerLogic™ iEM3000 Series Class Meters - LV Distribution . . . . . 230

iEM 33xx - CI1.0 , Direct current 125 A, Din Rail Meter . . . . . 230

Three phase CT Operated, Din Rail Meter / Direct Current-Three phase (upto 63A). . . . . 230

**Ethernet Communication Gateways and Meters:**

Ethernet Communication Gateway Server / Converters . . . . . 231

Ethernet – TCP/IP Protocol Meters & Accessories . . . . . 231

Accessories for Power Monitoring. . . . . 231

**Specialized Small Form Factor Meters - ELF:**

ELF32xx Series - VAF, Power & Energy Meters . . . . . 232

**Specialized Counter Energy Meter - DM52xx Series:**

DM52xx . . . . . 232

**LCD Display Energy Meter & VAF+PF Meter:**

EM1000 / EM1200 Series . . . . . 232

DM 6100 Series – VAF, PF Meters . . . . . 233

**CE compliance - Volt/Amp/ frequency meter:**

EasyLogic™ DM3000 / DM1000 . . . . . 233

**Just the Basics - Voltage / Ampere / Frequency Meters:**

Conzerv™ DM3000 / DM1000 . . . . . 233

Power  
Quality  
Products

**LV- Power Quality Products and Equipment:**

Can Type 440V Range . . . . . 236

Box Type 440V Range **NEW** . . . . . 237

Capacitor for Detuned filter Application 480V & 525V **NEW** . . . . . 238

Detuned Reactor 440V Range 5.67 % ,7% & 14 % . . . . . 239

Copper Wound Detuned Reactor 440V Range. . . . . 244

Selection of capacitor (kVAr & Voltage) for Detuned filter Application . . . . . 245

APFC Relays- Varlogic . . . . . 247

TeSys Capacitor Duty Contactors (AC control). . . . . 247

Power Factor Correction Equipment- VarSet. . . . . 249

Harmonic Filtration Equipment- AccuSine . . . . . 253



# Green Premium™


Endorsing eco-friendly products in the industry



## Green Premium™ Product

Green Premium is the only label that allows you to effectively develop and promote an environmental policy whilst preserving your business efficiency. This ecolabel guarantees compliance with up-to-date environmental regulations, but it does more than this.

Over 75% of Schneider Electric manufactured products have been awarded the Green Premium ecolabel



Discover what we mean by green ...

**Check your products!**

Schneider Electric's Green Premium ecolabel is committed to offering transparency, by disclosing extensive and reliable information related to the environmental impact of its products:

### RoHS

Schneider Electric products are subject to RoHS requirements at a worldwide level, even for the many products that are not required to comply with the terms of the regulation. Compliance certificates are available for products that fulfil the criteria of this European initiative, which aims to eliminate hazardous substances.

### REACH

Schneider Electric applies the strict REACH regulation on its products at a worldwide level, and discloses extensive information concerning the presence of SVHC (Substances of Very High Concern) in all of these products.

### PEP: Product Environmental Profile

Schneider Electric publishes complete set of environmental data, including carbon footprint and energy consumption data for each of the lifecycle phases on all of its products, in compliance with the ISO 14025 PEP ecopassport program. PEP is especially useful for monitoring, controlling, saving energy, and/or reducing carbon emissions.

### EoLI: End of Life Instructions

Available at the click of a button, these instructions provide:

- Recyclability rates for Schneider Electric products.
- Guidance to mitigate personnel hazards during the dismantling of products and before recycling operations.
- Parts identification for recycling or for selective treatment, to mitigate environmental hazards/ incompatibility with standard recycling processes.



# Product Selector

-Select Schneider products through digital tool

Product selector is an online software tool embedded in Schneider website or in distributor's website to help selecting the right product with its accessories. Product Selector aims at providing a fast, secure and smart way of selecting products. It includes the selection of the basic frame, control unit, accessories and Digital Modules. Compared with the traditional way of filling up order forms or specifying customer functions, it brings the following benefits:

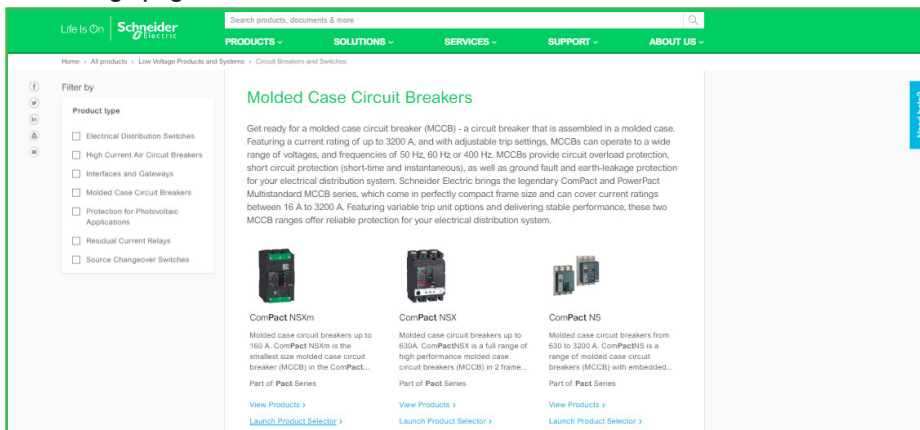
**Easy access:** no login, direct access on Schneider's website or on the website of distributor

**Reliable:** The compatibility between the main product and the accessories is constantly tested

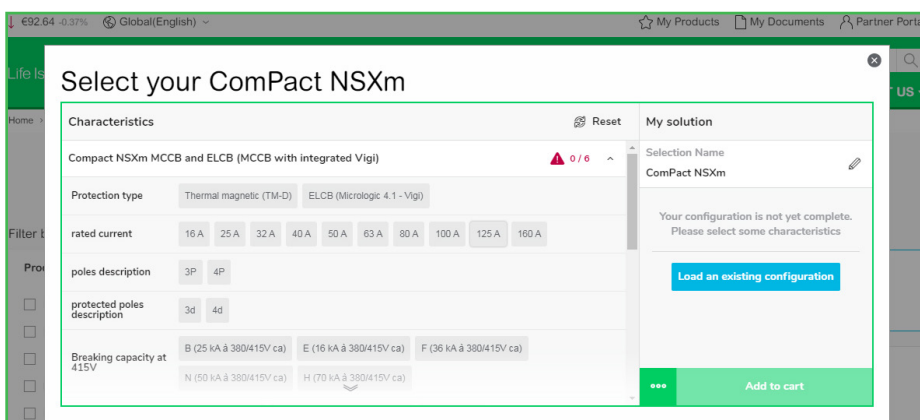
**Wide coverage:** more than 130 Schneider ranges are available (MasterPact, ComPact, TeSys, Acti 9, Altivar...)

## Choose Products in simple steps:

### 1. Go to range page on se.com



### 2. Click on Launch Product Selector





# Introducing Future of Power Distribution



## MasterPact™ MTZ Circuit Breaker

**FUTURE READY**



**...CONNECTIVITY  
READY**

Stay connected and avoid downtime - The MasterPact MTZ app and EcoStruxure software conveniently bring energy data, circuit breaker control, and more directly to your smartphone.



**...SUSTAINABILITY  
READY**

Contribute to a better world - with Green Premium MasterPact MTZ circuit breakers you can enhance sustainability.



**...PRECISION  
READY**

Access new energy-saving capabilities - Acertified Class 1 power meter gives you precise power measurements for greater efficiency.




**...ENVIRONMENT  
READY**

Keep your electrical system online even in harsh environments - MasterPact MTZ circuit breakers give you proven reliability by going beyond standards.



**...UPGRADE  
READY**

Customize MicroLogic X control unit anytime - Digital modules make it easy to upgrade and tailor your system.



**...INTEGRATION  
READY**

Simplify your switchboard operation - MasterPact MTZ circuit breakers are adaptable to different systems because of their digital capabilities.



**...INSTALLATION  
READY**

Streamline configuration and commissioning with EcoStruxure Power Commission tool.



Learn more about the future of power distribution, Click or Scan





## Introducing ComPact NSX & NSXm with Integrated Earth Leakage Protection



The ComPact NSX range is now complemented with a new type of MicroLogic trip unit including circuit protection, (overload, short circuit, neutral protection) and earth leakage protection



The ComPact NSXm range is now available with a new type of MicroLogic trip which offers overload, short circuit protection along with earth leakage protection

### Integrated earth leakage protection

- Easy to integrate into a row that does not have earth leakage protection
- Simple to use, reliable, and now comes in the same frame size, and for the same panel support
- Gain up to 40% in space when using with integrated earth leakage protection into the MicroLogicVigi trip units
- Now there's no need to order separate earth leakage modules. Save time, now that there's one less item to add to the panel board.
- Part of the EcoStruxure Power architecture, with digital communication capability and data management (settings, measurement, pre-alarms, trip & test history)

# ComPact NSXm circuit breakers: Optimized for your needs

The ComPact NSXm range of circuit breakers and switch disconnectors is a newcomer in the ComPact NSX family. It is one of the smallest on the market with innovative features. Built on the design of roto-active breaking technology, we have made it as robust as ComPact NSX products.

## ComPact NSXm main features and innovations

- Rated Current,  $I_n$  (A) – 16, 25, 32, 40, 50, 63, 80, 100, 125, 160
- Breaking capacity (kA) at 415V – 16, 25, 36, 50, 70
- Thermal magnetic trip unit integrated
- Built-in DIN rail and plate mount
- Auxiliaries externally visible
- EverLink™ connectors



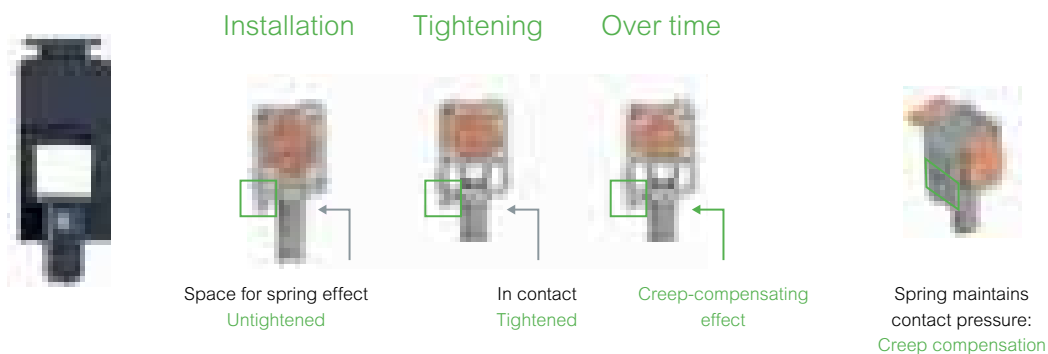
## EverLink™ patented technology

The ComPact NSXm features a new cable connection method with patented creep-compensating technology built directly into the terminal - EverLink™:

- With EverLink™ connectors, save space and time during panel assembly.
- Bare cable connections are as safe as compression lug ones.




More than 35 patents have been registered for this new ComPact NSXm offer.




To experience,  
Click or Scan



With Thermal Magnetic Trip Unit (TMD) and Compression Lug connectors



LUG CONNECTION



- Ics = 100% Icu as per IEC 60947-2
- Adjustable thermal setting 0.7 – 1 x In
- Fixed magnetic settings
- Single frame size upto 160A
- 5 breaking capacities from 16kA to 70kA
- With compression lug connectors
- All the circuit breakers have a transparent lead-sealable cover

Breaking Capacity Icu as per IEC 60947-2	Rated Current	Three Pole Reference	Unit LP [₹]	Four Pole Reference	Unit LP [₹]
16kA	16A	LV426150	7170	LV426160	10260
	25A	LV426151	7170	LV426161	10260
	32A	LV426152	7170	LV426162	10260
	40A	LV426153	7170	LV426163	10260
	50A	LV426154	7170	LV426164	10260
	63A	LV426155	7170	LV426165	10260
	80A	LV426156	7170	LV426166	10260
	100A	LV426157	7170	LV426167	10260
	125A	LV426158	12650	LV426168	15630
25kA	160A	LV426159	13800	LV426169	17110
	16A	LV426250	7810	LV426260	11280
	25A	LV426251	7810	LV426261	11280
	32A	LV426252	7810	LV426262	11280
	40A	LV426253	7810	LV426263	11280
	50A	LV426254	7810	LV426264	11280
	63A	LV426255	7810	LV426265	11280
	80A	LV426256	7810	LV426266	11280
	100A	LV426257	7810	LV426267	11280
36kA	125A	LV426258	13630	LV426268	16710
	160A	LV426259	15800	LV426269	19690
	16A	LV426350	9940	LV426360	12730
	25A	LV426351	9940	LV426361	12730
	32A	LV426352	9940	LV426362	12730
	40A	LV426353	9940	LV426363	12730
	50A	LV426354	9940	LV426364	12730
	63A	LV426355	9940	LV426365	12730
	80A	LV426356	9940	LV426366	12730
50kA	100A	LV426357	9940	LV426367	12730
	125A	LV426358	14660	LV426368	18220
	160A	LV426359	16220	LV426369	20170
	16A	LV426450	12590	LV426460	15750
	25A	LV426451	12590	LV426461	15750
	32A	LV426452	12590	LV426462	15750
	40A	LV426453	12590	LV426463	15750
	50A	LV426454	12590	LV426464	15750
	63A	LV426455	12590	LV426465	15750
70kA	80A	LV426456	12590	LV426466	15750
	100A	LV426457	12590	LV426467	15750
	125A	LV426458	17550	LV426468	21030
	160A	LV426459	19040	LV426469	23130
	16A	LV426550	15450	LV426560	19360
	25A	LV426551	15450	LV426561	19360
	32A	LV426552	15450	LV426562	19360
	40A	LV426553	15450	LV426563	19360
	50A	LV426554	15450	LV426564	19360
70kA	63A	LV426555	15450	LV426565	19360
	80A	LV426556	15450	LV426566	19360
	100A	LV426557	15450	LV426567	19360
	125A	LV426558	28790	LV426568	30760
	160A	LV426559	29360	LV426569	31370


Note: For Everlink type NSXm MCCBs add prices of LV426970 (3Pole) or LV426971(4Pole) -2 Sets in above MCCBs

For details on stockable and non stockable status, technical parameter, please contact Customer Care Centre

NORMAL STOCK ITEMS

W.E.F. January 27, 2020

### With integrated earth leakage protection (MicroLogic Vigi 4.1 Trip Unit)



- Standard protection of distribution cables
- Earth leakage protection
- Indication of:
  - Overload alarming (via LEDs and via SDx module)
  - Overload tripping (via the SDx module)
- Earth leakage alarming (via the SDx module)
- Earth leakage tripping (via front face screen and the SDx module).

Breaking Capacity Icu as per IEC 60947-2	Rated Current	Three Pole Reference	Unit LP [₹]	Four Pole Reference	Unit LP [₹]
16kA	25A	LV426750	24360	LV426755	27200
	50A	LV426751		LV426756	
	100A	LV426752	25730	LV426757	30870
	160A	LV426753	27090	LV426758	32550
25kA	25A	LV426760	25620	LV426765	28670
	50A	LV426761		LV426766	
	100A	LV426762	27090	LV426767	32550
	160A	LV426763	29400	LV426768	34970
36kA	25A	LV426770	26990	LV426775	30980
	50A	LV426771		LV426776	
	100A	LV426772	29400	LV426777	33390
	160A	LV426773	33390	LV426778	35810
50kA	25A	LV426780	29400	LV426785	33390
	50A	LV426781		LV426786	
	100A	LV426782	33390	LV426787	35810
	160A	LV426783	39900	LV426788	44420
70kA	25A	LV426790	32550	LV426795	37380
	50A	LV426791		LV426796	
	100A	LV426792	39900	LV426797	44420
	160A	LV426793	39900	LV426798	44420

- Suitability for isolation as defined by standard IEC 60947-3
- Self protected by their high-set magnetic release
- Single frame size upto 160A

## ComPact NSXm NA switch-disconnector

### With Compression Lug connectors

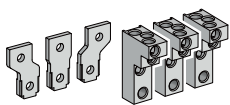
Rated Current	Three Pole Reference	Unit LP [₹]	Four Pole Reference	Unit LP [₹]
50A	LV426650	8570	LV426660	12680
100A	LV426651	8570	LV426661	12680
160A	LV426652	17540	LV426662	23390

## ComPact NSXm NA switch-disconnector

### With EverLink™ connectors

Rated Current	Three Pole Reference	Unit LP [₹]	Four Pole Reference	Unit LP [₹]
50A	LV426600	9060	LV426610	13410
100A	LV426601	9060	LV426611	13410
160A	LV426602	18550	LV426612	24750

## Accessories for ComPact NSXm 16A to 160A



Terminal spreaders



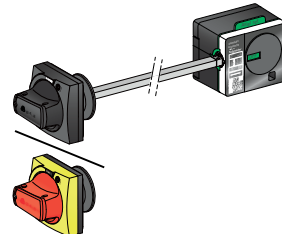
OF or SD auxiliary contact standard



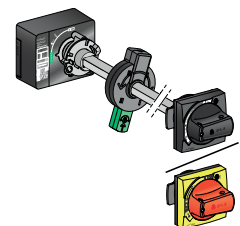
MN or MX voltage releases standard



Direct rotary handle



Side Rotary handle



Extended rotary handle

## NSXm Accessories

### Auxiliary contacts (changeover)

Description	Reference	Unit LP [₹]
Standard OF or SD	LV426950	820

### Rotary Handles

Description	Reference	Unit LP [₹]
<b>Direct rotary handle</b>		
Standard black handle	LV426930	1100
<b>Extended rotary handle</b>		
Standard extended rotary black handle	LV426932	1650
<b>Side rotary handle</b>		
Standard side rotary black handle	LV426935	2800

### Voltage Releases

Description	Shunt Release Reference	Unit LP [₹]	Under Voltage Reference	Unit LP [₹]
<b>AC</b>				
24 V 50/60 Hz	LV426841	2040	LV426801	2650
48 V 50/60 Hz	LV426842		LV426802	
110-130 V 50/60 Hz	LV426843		LV426803	
220-240 V 50/60 Hz	LV426844		LV426804	
380-415 V 50 Hz	LV426846		LV426806	
<b>DC</b>				
24 V	LV426841	2040	LV426801	2650
48 V	LV426842		LV426802	
125 V	LV426843		LV426803	
250 V	LV426844		LV426815	

## Rotary Handles

Description	Reference	Unit LP [₹]
<b>Spreaders &amp; Phase Barriers</b>		
Spreaders (Set of 3) 3P	LV426940	600
Spreaders (Set of 4) 4P	LV426941	600

## Everlink Accessories

Description	Reference	Unit LP [₹]
<b>Everlink Connectors</b>		
EverLink connector with control wire terminal for 3P (Set of 3)	LV426970	650
EverLink connector with control wire terminal for 4P (Set of 4)	LV426971	850

For details on stockable and non stockable status, technical parameter, please contact Customer Care Centre

NORMAL STOCK ITEMS

W.E.F. January 27, 2020

# MCCB for Motor Protection

## GV4LE



- IEC/EN 60947-1, IEC/EN 60947-2, CCC, EAC
- Can be used with class 5, 10 or 20 relay
- Short Circuit Protection with an adjustable pick-up  $I_i = 6$  to 14 In.
- From 0.25 - 55kW

### Magnetic Protection Toggle Control

Motor Power AC3 (400/415V AC)		In	Magnetic setting range	25kA breaking capacity		50kA breaking capacity		100kA breaking capacity	
kW	HP	(A)	A	Reference	Unit LP [₹]	Reference	Unit LP [₹]	Reference	Unit LP [₹]
0.25..0.75	0.3..1	2	12..28	-	-	GV4LE02N6	-	GV4LE02S6	-
0.55..1.5	0.7..2	3.5	21..49	-	-	GV4LE03N6	-	GV4LE03S6	-
1.5..3	2..4	7	42..96	-	-	GV4LE07N6	-	GV4LE07S6	-
3..5.5	4..7.5	12.5	75..175	-	-	GV4LE12N6	-	GV4LE12S6	-
5.5..11	7.5..14	25	150..350	GV4LE25B6	-	GV4LE25N6	-	GV4LE25S6	-
11..22	15..30	50	300..700	GV4LE50B6	12000	GV4LE50N6	12500	GV4LE50S6	15500
18.5..37	25..50	80	480..1120	GV4LE80B6	-	GV4LE80N6	-	GV4LE80S6	-
30..55	40..75	115	690..1610	GV4LE115B6	-	GV4LE115N6	-	GV4LE115S6	-

**Note:** For Everlink termination please order after removing the 6 at the end Eg. GV4LE115N

## GV4PE



- IEC/EN 60947-1, IEC/EN 60947-2, IEC/EN 60947-4-1, UL 60497-4-1, CCC, EAC, CSA
- Overload or thermal protection
- Short time delay protection
- Short circuit protection
- Fixed Ground fault protection
- Phase unbalance or phase loss
- Front indications through LED
- Variable Trip class : Trip Class 10/ Trip Class 20

### Thermal Magnetic Protection Toggle Control

Motor Power AC3 (400/415V AC)		In	Thermal setting range	25kA breaking capacity		50kA breaking Capacity		100kA breaking Capacity	
kW	HP	(A)	A	Reference	Unit LP [₹]	Reference	Unit LP [₹]	Reference	Unit LP [₹]
0.25..0.75	0.3..1	2	0.8..2	-	-	GV4PE02N6	-	GV4PE02S6	-
0.55..1.5	0.7..2	3.5	1.4..3.5	-	-	GV4PE03N6	-	GV4PE03S6	-
1.5..3	2..4	7	2.9..7	-	-	GV4PE07N6	-	GV4PE07S6	-
3..5.5	4..7.5	12.5	5..12.5	-	-	GV4PE12N6	-	GV4PE12S6	-
5.5..11	7.5..14	25	10..25	GV4PE25B6	-	GV4PE25N6	-	GV4PE25S6	-
11..22	15..30	50	20..50	GV4PE50B6	15000	GV4PE50N6	16500	GV4PE50S6	18500
18.5..37	25..50	80	40..80	GV4PE80B6	-	GV4PE80N6	-	GV4PE80S6	-
30..55	40..75	115	65..115	GV4PE115B6	-	GV4PE115N6	-	GV4PE115S6	-

**Note:** For Everlink version please order after removing the 6 at the end. Eg. GV4PE115N

### Crimp Lug/busbar connection

Description	Sold in lots of	Reference
Crimped lug connector + screws	1	GV4LUG
Transparent terminal shield for crimped lug connector	1	LAD96590
Interphase barriers	6	LV426920
Spreader 3-pole	To increase the pitch to 35 min	LV426940

For Details on stockable and non-stockable status, technical parameter, please Contact Customer Care Centre

NORMAL STOCK ITEMS

W.E.F. January 27, 2020

# Accessories for GV4



## MX Shunt Trip

- Trips the circuit breaker when the control voltage rises above 70% of rated voltage
- Shunt trip 110..130V AC is suitable.. etc for ground fault protection when combined with a Class I ground fault sensing element

## MN Under Voltage Release

Trips the circuit breaker when the control voltage drops below 35% of its rated voltage

Description	Maximum Number	Mounting	Voltage	References	Unit LP [₹]
Mx Shunt Trip	1	Internal, Plug-In	24 VAC 50/60 HZ, 24 VDC	GV4AS027	2280
			48 VAC 50/60 HZ, 48 VDC	GV4AS057	
			110-130 VAC 50/60 HZ, 125 VDC	GV4AS137	
			220-240 VAC 50 HZ, 208-240 VAC 60 HZ, 277 VAC 60 HZ	GV4AS287	
			380-415 VAC 50 HZ, 440-480 VAC 60 HZ	GV4AS487	
Mn Undervoltage Release	1	Internal, Plug-In	24 VAC 50/60 HZ, 24 VDC	GV4AU027	2980
			48 VAC 50/60 HZ, 48 VDC	GV4AU057	
			110-130 VAC 50/60 HZ, 125VDC	GV4AU137	
			220-240 VAC 50 HZ, 208-240 VAC 60 HZ	GV4AU247	
			277 VAC 60 HZ	GV4AU286	
			380-415 VAC 50 HZ	GV4AU415	
			440-480 VAC 60 HZ	GV4AU486	

# Auxiliary Contact Blocks



An auxiliary contact block provides one changeover contact with one common point for OF and SD function, depending on where it is inserted

Open/Close OF Function: indicates position of the circuit breaker contacts

Trip Alarm SD Function: indicates circuit breaker tripping due to:

- Electrical fault (overload, short circuit)
- Shunt trip/Undervoltage release
- "Push to Trip" Function

Resets when the circuit breaker is reset

Description	Maximum Number	Mounting	Type of Contacts	Reference	Unit LP [₹]
Auxiliary Contact Block	2 (1 Each For Of Or Sd)	Internal Plug-In	NO+NC	GV4AE11	800

## Rotary Handles

Description	Type	Degree of Protection	Reference	Unit LP [₹]
Direct Mounting Rotary Handle	Black	IP40	GV4ADN01	1195
	Red Handle on Yellow Bezel	IP40	GV4ADN02	
Front Extended Rotary Handle (Min Shaft Length 214Mm/Max Shaft Length 627Mm)	Black	IP54	GV4APN01	1775
	Red Handle on Yellow Bezel	IP54	GV4APN02	
	Red Handle on Yellow Bezel	IP65	GV4APN04	
Side Rotary Handle (Left or Right)	Black	IP54	LV426935	2800

## Connection Accessories

Description	Reference	Unit LP [₹]
Spreader 3-pole (To increase pitch to 35mm) (1 pce)	LV426940	600

For details on stockable and non stockable status, technical parameter, please contact Customer Care Centre

NORMAL STOCK ITEMS

W.E.F. January 27, 2020



Ethernet Ready Next Generation Circuit Breakers

# ComPact NSX

LV circuit breakers from 16A to 630A



Energy  
measurement  
and control



Increased  
energy  
availability



Safety and  
protection



## Ethernet ready Next-generation circuit breakers



- Ethernet based monitoring, control, alarm notification for energy, asset and network management
- Built-in energy metering with combined accuracy class of 2% for precise measurement
- Intelligent / Enhanced discrimination for continuity of service
- Patented reflex tripping, independent of other protection functions, ensures ultra fast tripping in the event of very high short circuit
- Encapsulated roto-active double break contact system limits fault current for extended system life
- Best in class electrical life (*30k cycles for NSX 100 @ 440 V*) reduces operational expenditure
- High performance =>  $I_{cs} = I_{cu} = 100\text{kA @ } 690\text{V AC}$


### Range Details:

- 16A to 630A in two frames sizes
- Breaking capacity up to 200kA @ 415V
- TMD and Electronic based trip unit
- Available in Fixed, Plug-in and Draw out type versions

# Type of Trip Units

## MicroLogic Trip Units

(ASIC-Application Specific Integrated Circuit)



Protection	Cases	Measurement	Application
↓	↓	↓	↓
1 I 2 LS <sub>0</sub> I 5 LSI 6 LSIG	2 NSX100-250 3 NSX400-630	A Ammeter E Energy Meter	--- Distribution G Generator AB Subscriber M Motor Z 16Hz 2/3

### Example

MicroLogic 1.3 M	I	400 or 630 A		Motor
MicroLogic 2.2 G	LS <sub>0</sub> I	100, 160 or 250 A		Generator
MicroLogic 2.3	LS <sub>0</sub> I	400 or 630 A		Distribution
MicroLogic 2.3 M	LS <sub>0</sub> I	400 or 630 A		Motor
MicroLogic 5.2 A	LSI	100, 160 or 250 A	Ammeter	Distribution
MicroLogic 5.3 E	LSI	400 or 630 A	Energy	Distribution
MicroLogic 6.3 E-M	LSIG	400 or 630 A	Energy	Motor

## Thermal Magnetic Trip Unit




- Available from 16A - 250A
- Overload Setting (I<sub>r</sub>) 0.7 - 1 x I<sub>n</sub>
- Short Circuit Setting (I<sub>m</sub>)
- Fixed upto 160A
- Adjustable 5 - 10 x I<sub>r</sub> (for 200A - 250A)


- I** - Instantaneous
- S<sub>0</sub>** - Short Time with Fixed Time Delay
- S** - Short Time with Adjustable Time Delay
- G** - Ground Fault

# ComPact NSX PV for Photovoltaic applications

- Circuit Breakers and Switch Disconnectors
- A complete DC offer for Solar Applications from 80 to 1500A.
  - 80A to 500A MCCB with TMD type trip unit
  - 80A to 1500A Switch disconnector



Ensuring safe and efficient operation of your Photovoltaic installation.



With heat sink supplied as standard, MCCB rating is optimized, avoiding the need to oversize protection components and saving space in the enclosure.

- ★ Connection and insulation accessories supplied as standard with ComPact NSX PV MCCB are:
  - Connection plate with heat sink
  - Upstream and downstream terminal shields



# PowerPact

## Multistandard offer for OEM applications

Be compliant around the world

Range - 16A to 600A in Two frames sizes




- Compliance to UL489, IEC60947, CCC & CSA standards.
- Breaking Capacity up to 100kA
- Voltage rating up to 600V
- Isolation with Positive Break Indication
- Fixed, Plug-in and Draw out type
- TMD and Microprocessor based trip unit
- Built-in energy metering (2% accuracy class)
- Smart Integration over Communication Network

### Trust US...

- > to supply worldwide availability
- > to apply tested and validated solutions
- > to comply to international standards



## With Thermal Magnetic Trip Unit (TMD)



- Ics = 100% Icu as per IEC 60947-2
- Adjustable thermal setting 0.7 - 1 x In
- Adjustable magnetic setting 5 – 10 x Ir \*\*
- Transparent cover for trip unit as standard
- Breaking Capacity enhancement upto 150kA with a higher capacity upstream (Cascading)
- Exceptional current limiting < 6 x 10<sup>5</sup> A<sup>2</sup>S

Breaking Capacity Icu as per IEC 60947-2	Rated Current	Three Pole Reference	Unit LP [₹]	Four Pole Reference	Unit LP [₹]
25kA	16A	LV429557	9380	LV429567	13480
	25A	LV429556 ✓	9380	LV429566	13480
	32A	LV429555 ✓	9380	LV429565	13480
	40A	LV429554 ✓	9380	LV429564	13480
	50A	LV429553	9380	LV429563	13480
	63A	LV429552 ✓	9380	LV429562 ✓	13480
	80A	LV429551 ✓	9380	LV429561	13480
	100A	LV429550 ✓	9380	LV429560 ✓	13480
	125A	LV430311 ✓	16520	LV430321 ✓	20360
	160A	LV430310 ✓	17690	LV430320 ✓	22180
36kA	200A	LV431111	25630	LV431121 ✓	30830
	250A	LV431110 ✓	26120	LV431120 ✓	31440
	16A	LV429637 ✓	11430	LV429647	14470
	25A	LV429636 ✓	11430	LV429646	14470
	32A	LV429635 ✓	11430	LV429645 ✓	14470
	40A	LV429634 ✓	11430	LV429644	14470
	50A	LV429633	11430	LV429643	14470
	63A	LV429632 ✓	11430	LV429642 ✓	14470
	80A	LV429631 ✓	11430	LV429641	14470
	100A	LV429630 ✓	11430	LV429640 ✓	14470
50kA	125A	LV430631 ✓	17080	LV430641 ✓	21270
	160A	LV430630 ✓	17930	LV430640 ✓	22940
	200A	LV431631 ✓	25960	LV431641 ✓	32000
	250A	LV431630 ✓	26710	LV431640 ✓	33280
	16A	LV429847	13590	LV429857	17050
	25A	LV429846	13590	LV429856	17050
	32A	LV429845 ✓	13590	LV429855	17050
	40A	LV429844 ✓	13590	LV429854	17050
	50A	LV429843	13590	LV429853	17050
	63A	LV429842 ✓	13590	LV429852	17050
70kA	80A	LV429841 ✓	13590	LV429851	17050
	100A	LV429840 ✓	13590	LV429850	17050
	125A	LV430841 ✓	20540	LV430851	23620
	160A	LV430840 ✓	20970	LV430850	24800
	200A	LV431831 ✓	27980	LV431841	34180
	250A	LV431830 ✓	28510	LV431840	36260
	16A	LV429677	17380	LV429687	22410
	25A	LV429676	17380	LV429686	22410
	32A	LV429675	17380	LV429685	22410
	40A	LV429674	17380	LV429684	22410
70kA	50A	LV429673	17380	LV429683	22410
	63A	LV429672 ✓	17380	LV429682	22410
	80A	LV429671	17380	LV429681	22410
	100A	LV429670 ✓	17380	LV429680	22410
	125A	LV430671	32350	LV430681	34380
	160A	LV430670 ✓	32690	LV430680	35060
	200A	LV431671	37160	LV431681	48280
	250A	LV431670 ✓	37520	LV431680	48760

**Note:**


- \*\* applicable for NSX 200A & 250A
- For higher breaking capacities (100kA and 150kA); for Generator Protection MCCB and other special application MCCB, contact our nearest Sales office.

For details on non-standard references, technical parameters, stockable and non-stockable status, please contact Customer Care Centre.

✓ NORMAL STOCK ITEMS

W.E.F. January 27, 2020

## With MicroLogic 2 ( $\mu$ P -ASIC based)



- Protection type LS01N
- Ics = 100% Icu as per IEC 60947-2
- Adjustable overload from 0.40 - 1 x In
- Adjustable short circuit from 1.5 - 10 x Ir
- Innovative front indication LED's (Ready, Overload pre-alarm & Overload)
- Two frame sizes up to 630A
- Breaking Capacity enhancement upto 150kA with a higher capacity upstream (Cascading)
- Adjustable neutral protection - N, N/2, OFF for 4 Pole MCCB

Breaking Capacity Icu as per IEC 60947-2	Rated Current	Three Pole Reference	Unit LP [₹]	Four Pole Reference	Unit LP [₹]
25kA	40A	LV429777 <input checked="" type="checkbox"/>	16500	LV429787	21240
	100A	LV429775 <input checked="" type="checkbox"/>	16500	LV429785 <input checked="" type="checkbox"/>	21240
	160A	LV430745 <input checked="" type="checkbox"/>	21080	LV430750 <input checked="" type="checkbox"/>	26890
	250A	LV431140 <input checked="" type="checkbox"/>	27710	LV431150 <input checked="" type="checkbox"/>	35540
36kA	40A	LV429772	16780	LV429782	21340
	100A	LV429770 <input checked="" type="checkbox"/>	16780	LV429780 <input checked="" type="checkbox"/>	21340
	160A	LV430770 <input checked="" type="checkbox"/>	21460	LV430780 <input checked="" type="checkbox"/>	29660
	250A	LV431770 <input checked="" type="checkbox"/>	29010	LV431780 <input checked="" type="checkbox"/>	40210
	400A	LV432676 <input checked="" type="checkbox"/>	40220	LV432677 <input checked="" type="checkbox"/>	45920
	630A	LV432876 <input checked="" type="checkbox"/>	42520	LV432877 <input checked="" type="checkbox"/>	55120
50kA	40A	LV429797	20130	LV429807	27240
	100A	LV429795 <input checked="" type="checkbox"/>	20130	LV429805 <input checked="" type="checkbox"/>	28050
	160A	LV430775 <input checked="" type="checkbox"/>	25510	LV430785 <input checked="" type="checkbox"/>	33190
	250A	LV431870 <input checked="" type="checkbox"/>	33130	LV431875 <input checked="" type="checkbox"/>	43070
	400A	LV432693 <input checked="" type="checkbox"/>	42050	LV432694 <input checked="" type="checkbox"/>	54610
70kA	630A	LV432893 <input checked="" type="checkbox"/>	43580	LV432894 <input checked="" type="checkbox"/>	57740
	40A	LV429792	25420	LV429802	32200
	100A	LV429790	25800	LV429800	32200
	160A	LV430790	34080	LV430800	43500
	250A	LV431790	38290	LV431800	55250
	400A	LV432695 <input checked="" type="checkbox"/>	47840	LV432696 <input checked="" type="checkbox"/>	62820
	630A	LV432895 <input checked="" type="checkbox"/>	49030	LV432896 <input checked="" type="checkbox"/>	76260

**Note:** For higher breaking capacities (100kA and 150kA); for Generator Protection MCCB and other special application MCCB, contact our nearest Sales office.

## With MicroLogic 2 ( $\mu$ P -ASIC based ) / TMD / MA+ shunt +GFP

- Protection type LS01GN
- Ics = 100% Icu as per IEC 60947-2
- Fault indication for GF (LED type) meant for human safety
- Adjustable overload from 0.36 - 1 x In
- Adjustable short circuit from 1.5 - 10 x Ir
- Adjustable earth fault sensitivity selection 10 to 60%
- Innovative front indication LED's (Ready, Overload pre-alarm & Overload)
- Two frame sizes up to 630A
- Suitable for 3P3W & 3P4W electrical distribution network
- Breaking Capacity enhancement upto 150kA with a higher capacity upstream (Cascading)
- Adjustable neutral protection - N, N/2, OFF for 4 Pole MCCB

MCCB Frame	Relay Module rated current	3 Ph + 3W Reference	Unit LP [₹]	3 Ph + 4W Reference	Unit LP [₹]
CVS/NSX100	32, 40, 50, 63, 80, 100	GFP11CT13P <input checked="" type="checkbox"/>	5280	GFP11CT14P <input checked="" type="checkbox"/>	5790
CVS/NSX 160 / 250	125, 160, 200, 250	GFP12CT23P <input checked="" type="checkbox"/>	6000	GFP12CT24P <input checked="" type="checkbox"/>	6780
CVS/NSX 400 / 630	400, 630	GFP13CT33P <input checked="" type="checkbox"/>	9070	GFP13CT34P <input checked="" type="checkbox"/>	9910
CVS 800	800	GFP14CT43P <input checked="" type="checkbox"/>	11190	GFP14CT44P <input checked="" type="checkbox"/>	12520

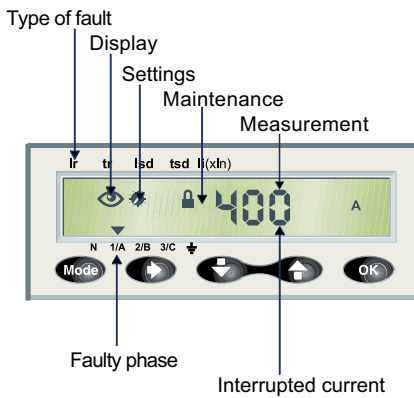
**Note:** Kindly order NSX/CVS MCCB +GFP+. Shunt trip coil.

For details on non-standard references, technical parameters, stockable and non-stockable status, please contact Customer Care Centre.

NORMAL STOCK ITEMS

W.E.F. January 27, 2020

**With MicroLogic 6A (Embedded current metering and communication capable)**



- Protection type LSIGN
- Ics = 100% Icu as per IEC 60947-2
- Current measurements (Phase & neutral, Average, Highest of phases, Ground fault current, Maximeter / Minimeter, Current unbalance between phases)
- Adjustable overload from Ir 0.36 to 1 x In and tr = 0.5 - 16 s
- Adjustable short circuit from I<sub>sd</sub> 1.5 - 10 x Ir and tsd I<sub>2t</sub>ON/OFF 0.1 - 0.4s
- Adjustable earth fault 0.4 - 1 x In (for In=40A) & 0.2 - 1 x In (for In>40A) and tg I<sub>2t</sub>ON/OFF 0.1 - 0.4s
- Instantaneous protection li 1.5 x In - 15 x In (40 - 160A), 12 x In (250 - 400A) and 11 x In (630A)
- Innovative front indication LED's (Ready, Overload pre-alarm & Overload)
- Fault distinction on the display of trip unit (type of fault, interrupted fault current and faulty phase)
- Zone Selective Interlocking (ZSI) as standard
- Breaking Capacity enhancement upto 150kA with a higher capacity upstream (Cascading)
- External Neutral CT required for highly un-balanced TP-N system has to be ordered at extra price
- Adjustable neutral protection - N, N/2, OFF and oversized neutral (standard feature) for 4 Pole MCCB.

Breaking Capacity Icu as per IEC 60947-2"	Rated Current	Three Pole Reference	Unit LP [₹]	Four Pole Reference	Unit LP [₹]
25kA	40A	LV429014X62A40	37160	LV429015X62A40	On request
	100A	LV429014X62A100	37160	LV429015X62A100	41590
	160A	LV430390X62A160	39300	LV430395X62A160	47260
36kA	250A	LV431390X62A250	45000	LV431395X62A250	53910
	40A	LV429003X62A40	37340	LV429008X62A40	42400
	100A	LV429003X62A100	37340	LV429008X62A100	42400
	160A	LV430403X62A160	40610	LV430408X62A160	48770
	250A	LV431403X62A250	45540	LV431408X62A250	56490
50kA	400A	LV432413X63A400	53510	LV432415X63A400	60880
	630A	LV432813X63A630	61480	LV432815X63A630	72370
	40A	LV429006X62A40	39830	LV429011X62A40	45650
	100A	LV429006X62A100	39830	LV429011X62A100	45650
	160A	LV430406X62A160	46100	LV430411X62A160	49860
70kA	250A	LV431406X62A250	49260	LV431411X62A250	57830
	400A	LV432403X63A400	54990	LV432408X63A400	67250
	630A	LV432803X63A630	61710	LV432808X63A630	77000
	40A	LV429004X62A40	44540	LV429009X62A40	51110
	100A	LV429004X62A100	44540	LV429009X62A100	51110
70kA	160A	LV430404X62A160	54600	LV430409X62A160	60860
	250A	LV431404X62A250	55700	LV431409X62A250	83150
	400A	LV432404X63A400	69760	LV432409X63A400	87170
	630A	LV432804X63A630	71900	LV432809X63A630	95580

For details on non-standard references, technical parameters, stockable and non-stockable status, please contact Customer Care Centre.

✓ NORMAL STOCK ITEMS

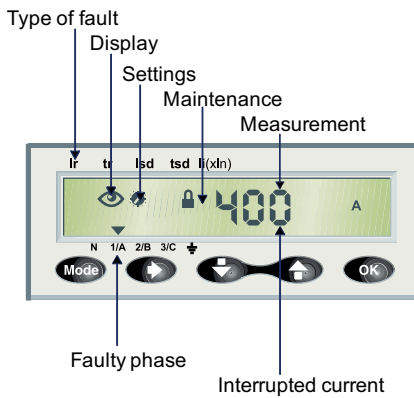
W.E.F. January 27, 2020



## MicroLogic 6 E (Embedded Energy metering and communication capable)



- Features over and above MicroLogic 6A.
- Current Measurements (Phase & neutral, Average, Highest of Phases, Ground Fault current, Maximeter/Minimeter, Current Unbalance between Phases)
- Voltage Measurements (Phase-Phase & Phase-neutral, Average, Ph-Ph & Ph-N voltage unbalance)
- Frequency Measurements
- Power Quality Indicator (Total Harmonic Distortion for Current and Voltage)
- Power Measurements (Active, Reactive and Apparent Power, total and per phase and Power Factor and cos (phi))
- Demand Currents and Power Measurements (Demand Values, total & per phase, Maximum Demand)
- Energy Metering (Active, Reactive and Apparent energy, total and per phase)
- Indications, Alarms and Histories (Indication of fault types, Alarms for high/low threshold, operating histories & time stamped tables)
- Maintenance Indicators (Operation, trip and alarm counters; Operating Hours Counter; Contact wear: Load profile and thermal image)



Breaking Capacity Icu as per IEC 60947-2	Rated Current	Three Pole Reference	Unit LP [₹]	Four Pole Reference	Unit LP [₹]				
25kA	40A	LV429014X62E40	On request	LV429015X62E40	On request				
	100A	LV429014X62E100		LV429015X62E100					
	160A	LV430390X62E160		LV430395X62E160					
	250A	LV431390X62E250		LV431395X62E250					
36kA	40A	LV429003X62E40		On request		LV429008X62E40	On request		
	100A	LV429003X62E100				LV429008X62E100			
	160A	LV430403X62E160				LV430408X62E160			
	250A	LV431403X62E250				LV431408X62E250			
	400A	LV432413X63E400				LV432415X63E400			
50kA	630A	LV432813X63E630				On request		LV432815X63E630	On request
	40A	LV429006X62E40						LV429011X62E40	
	100A	LV429006X62E100						LV429011X62E100	
	160A	LV430406X62E160	LV430411X62E160						
	250A	LV431406X62E250	LV431411X62E250						
70kA	400A	LV432403X63E400	On request		LV432408X63E400			On request	
	630A	LV432803X63E630			LV432808X63E630				
	40A	LV429004X62E40		LV429009X62E40					
	100A	LV429004X62E100		LV429009X62E100					
	160A	LV430404X62E160		LV430409X62E160					
70kA	250A	LV431404X62E250		On request	LV431409X62E250		On request		
	400A	LV432404X63E400			LV432409X63E400				
	630A	LV432804X63E630			LV432809X63E630				

For details on non-standard references, technical parameters, stockable and non-stockable status, please contact Customer Care Centre.

☑ NORMAL STOCK ITEMS

W.E.F. January 27, 2020

## With Magnetic Trip Unit MA type



- Ics = 100% Icu as per IEC 60947-2
- Adjustable magnetic setting Im 6 -14 x In (2.5 - 100A) & 9 - 14 x In (150 - 200A)
- Type - 2 Co-ordination charts upto 110 kW at 400V
- Breaking Capacity enhancement upto 150kA with a higher capacity upstream (Cascading)
- Adjustable neutral protection - N, N/2, OFF for 4 Pole MCCB
- Rated at 650C as per motor standards

Breaking Capacity Icu as per IEC 60947-2	Rated Current	Three Pole Reference	Unit LP [₹]
36kA	2.5A	LV429745	12220
	6.3A	LV429744	12220
	12.5A	LV429743	12220
	25A	LV429742	12220
	50A	LV429741	12220
	100A	LV429740 <input checked="" type="checkbox"/>	12220
	150A	LV430830	17370
	220A	LV431748	28490
50kA	2.5A	LV429755	13800
	6.3A	LV429754	13800
	12.5A	LV429753	13800
	25A	LV429752	13800
	50A	LV429751	13800
	100A	LV429750 <input checked="" type="checkbox"/>	13800
	150A	LV430832	21190
	220A	LV431752	31260
70kA	2.5A	LV429765	17570
	6.3A	LV429764	17570
	12.5A	LV429763	17570
	25A	LV429762	17570
	50A	LV429761	17570
	100A	LV429760	17570
	150A	LV430834	31800
	220A	LV431756	49320

## With MicroLogic 1.3M



- Ics = 100% Icu as per IEC 60947-2
- Suitable for Isolation
- Adjustable short circuit Isd = 5 -13 x In
- Front indication LED (Ready LED)
- Type - 2 Co-ordination charts upto 250 kW at 400V
- Rated at 650C as per motor standards

Breaking Capacity Icu as per IEC 60947-2	Rated Current	Three Pole Reference	Unit LP [₹]
36kA	320A	LV432748	38830
	500A	LV432948	46700
50kA	320A	LV432749	42500
	500A	LV432949	48780
70kA	320A	LV432750	54430
	500A	LV432950	54760

**Note:** For higher breaking capacities (100kA and 150kA), contact our nearest Sales office.

For details on non-standard references, technical parameters, stockable and non-stockable status, please contact Customer Care Centre.

NORMAL STOCK ITEMS

W.E.F. January 27, 2020

## With MicroLogic 2M (µP - ASIC based)



- Ics = 100% Icu as per IEC 60947-2
- Adjustable overload Ir 0.45 - 1 x In
- Adjustable short circuit I<sub>sd</sub> 5 - 13 x Ir
- Trip class selection: Class 5, Class 10 & Class 20
- Phase unbalance or Phase Loss
- Type - 2 Co-ordination charts upto 315 kW at 400V
- Front indication LED's (Ready & temperature rise alarm)
- Breaking Capacity enhancement upto 150kA with a higher capacity upstream (Cascading)
- Adjustable neutral protection - N, N/2, OFF for 4 Pole MCCB
- Rated at 650C as per motor standards

Breaking Capacity Icu as per IEC 60947-2	Rated Current	Three Pole Reference	Unit LP [R]
36kA	25A	LV429828	17480
	50A	LV429827	17480
	100A	LV429825	17480
	150A	LV430985	25920
	220A	LV431160	34380
	320A	LV432775	46990
	500A	LV432975	56620
50kA	25A	LV429833	21540
	50A	LV429832	21540
	100A	LV429830	21690
	150A	LV430988	28880
	220A	LV431165	36430
	320A	LV432776	54000
	500A	LV432976	57030
70kA	25A	LV429838	25960
	50A	LV429837	25960
	100A	LV429835	26150
	150A	LV430991	41820
	220A	LV431170	45880
	320A	LV432777	64440
	500A	LV432977	67540

### Note:

- For higher breaking capacities (100kA and 150kA), contact our nearest Sales office.
- For arriving at the Reference of the MCCB with MicroLogic 6E-M, please contact our nearest Sales office.

## MicroLogic 6 E-M



- In addition to Embedded Energy Metering features of MicroLogic 6E, the below Motor
- Application parameters are present in MicroLogic 6E-M
- Overload protection: Ir 0.45 - 1 x In
- Short circuit protection: I<sub>sd</sub> 5 - 13 x Ir
- Ground fault protection: Ig 0.4 - 1 x In (for In=40A) & 0.2 - 1 x In (for In>40A) and tg I<sub>2t</sub>ON/OFF 0.1 - 0.4s
- Phase unbalance or Phase loss
- Trip class selection: Class 5, Class10, Class20 & Class30
- Cooling fan selection: self cooled or fan cooled motors
- Iunbalance: 10 - 40% of average current and time delay 0.7s (starting) & 1 - 10s (normal operation)
- Locked Rotor: I<sub>ljam</sub> 1 - 8 x Ir or I<sub>ljam</sub> can be made OFF and t<sub>jam</sub> 1 - 30s
- Under-Load (under-current): I<sub>und</sub> 0.3 - 0.9 x Ir or I<sub>und</sub> can be made OFF and t<sub>und</sub> 1 - 200s
- Long Starts I<sub>llong</sub> 1 - 8 x Ir or I<sub>llong</sub> can be made OFF and t<sub>long</sub> 1 - 200s
- Neutral: OFF or 0.5 x Ir or oversized neutral standard
- Front indication LED's (Ready & temperature rise alarm)
- Zone Selective Interlocking (ZSI) as standard
- Fault distinction on the display of trip unit (type of fault, interrupted fault current and faulty phase)

For details on non-standard references, technical parameters, stockable and non-stockable status, please contact Customer Care Centre.

NORMAL STOCK ITEMS

W.E.F. January 27, 2020

With MicroLogic 4 Vigi



- Standard protection for electrical distribution-overload, short circuit & neutral protection
- Earth leakage protection-Adjustable leakage threshold (IΔn) and adjustable time delay threshold
  - Sensitivity IΔn (A)
    - Type A: 30mA - 100mA - 300mA - 500mA - 1A - 3A - 5A (for the ratings 40 to 250A)
    - Type B: 300mA - 500mA - 1A - 3A - 5A - 10A (for the ratings 400 to 570A)
- Alarming & Fault Indication

Breaking Capacity Icu as per IEC 60947-2	Rated Current	Three Pole Reference	Unit LP [₹]	Four Pole Reference	Unit LP [₹]
25kA	40A	LV433810	28560	LV433818	32030
	100A	LV433811	28560	LV433819	32030
	160A	LV433813	30240	LV433821	36440
	250A	LV433816	34650	LV433824	41480
36kA	40A	LV433826	28560	LV433834	32870
	100A	LV433827	28560	LV433835	32870
	160A	LV433829	31190	LV433837	37070
	250A	LV433832	34970	LV433840	42840
	400A	LV433934	48510	LV433936	54600
50kA	570A	LV433935	55650	LV433937	64890
	40A	LV433842	31190	LV433850	35390
	100A	LV433843	31190	LV433851	35390
	160A	LV433845	35390	LV433853	37800
	250A	LV433848	37700	LV433856	43890
	400A	LV433938	49770	LV433940	60270
70kA	570A	LV433939	55860	LV433941	69090
	40A	LV433858	34440	LV433866	39590
	100A	LV433859	34440	LV433867	39590
	160A	LV433861	42320	LV433869	47040
	250A	LV433864	43160	LV433872	65630
	400A	LV433942	63840	LV433944	79700
	570A	LV433943	65730	LV433945	87360

For details on non-standard references, technical parameters, stockable and non-stockable status, please contact Customer Care Centre.


NORMAL STOCK ITEMS

W.E.F. January 27, 2020

# MCCBs for DC Network Protection

## ComPact NSX DC

Range - 16A to 1200A in Two frames sizes with Thermal Magnetic Trip Unit (TMD)



- Comply to IEC60947 -2 standards
- Breaking Capacity up to 100kA
- Isolation with Positive Break Indication
- Fixed, Plug-in and Draw out type upto 600A
- TMD based trip unit
- New ratings 400A , 600A and 630A to 1200A

		NSX100	NSX160	NSX250	NSX400	NSX630		NSX1200	
Poles	Breaking Capacity	16A to 100A	125A to 160A	200A to 250A	250A to 400A	500A	600A	630A to 1200A*	
3P/4P	F 36kA @750VDC	■							
3P/4P	S 100kA @750VDC	■							
3P/4P	F 36kA @500VDC						■		
3P/4P	S 100kA @500VDC						■		
2P	F 36kA @ 500VDC	■							
2P	M 85kA @ 500VDC	■							
2P	S 100kA @ 500VDC	■							
2P	N 50kA @ 600VDC							■	
1P	F 36kA @ 250VDC	■							
1P	N 50kA @ 250VDC	■							
1P	M 85kA @ 250VDC	■							

Breaking Capacity Icu as per IEC 60947-2	Rated Current	Three Pole Reference	Unit LP [₹]	Four Pole Reference	Unit LP [₹]
36kA	100A	LV438003XTMDC100	15985	LV438008XTMDC100	On request
	160A	LV438103XTMDC160	19670	LV438108XTMDC160	26555
	250A	LV438203XTMDC250	24505	LV438208XTMDC250	31960
	400A	LV438267	34165	LV438262	38790
	500A	LV438268	40985	LV438263	50095
	600A	LV438269	43285	LV438264	52395
100kA	100A	LV438018XTMDC100		LV438019XTMDC100	25820
	160A	LV438118XTMDC160	On request	LV438119XTMDC160	31960
	250A	LV438218XTMDC250		LV438219XTMDC250	43645
	400A	LV438277	48785	LV438272	59420
	500A	LV438278	53270	LV438273	64260
	600A	LV438279	53270	LV438274	64260

**Note:**

- For 1P / 2P contact customer care
- NSX 1200 prices on request

For details on non-standard references, technical parameters, stockable and non-stockable status, please contact Customer Care Centre.

NORMAL STOCK ITEMS

W.E.F. January 27, 2020



Indication contacts



SDTAM remote indication relay module



SDx remote indication relay module



Voltage Release



Motor Mechanism

Description	Reference	Unit LP [₹]
<b>Auxiliary contacts (changeover) Multifunction</b>		
OF or SD or SDE or SDV	29450 <input checked="" type="checkbox"/>	880
OF or SD or SDE or SDV low level	29452	965
SDE adaptor for trip unit TM or MA or MicroLogic 2 \$\$	LV429451 <input checked="" type="checkbox"/>	700
<b>SDX 2-PROGRAMMABLE CONTACTS FOR MICROLOGIC</b>		
SDx module 24/415 V AC/DC	LV429532	11100
<b>SDTAM contactor tripping module for MicroLogic 2- M/6 E-M</b>		
SDTAM 24/415 V AC/DC overload fault indication	LV429424	11505

\$\$ To be considered along with SDE contact for MCCB with TMD/MA./MicroLogic 2 protection.

### Voltage Releases

Description	Shunt Release Reference	Unit LP [₹]	Undervoltage Reference	Unit LP [₹]
<b>AC</b>				
24 V 50/60 Hz	LV429384	2250	LV429404	2930
48 V 50/60 Hz	LV429385		LV429405	
110-130 V 50/60 Hz	LV429386 <input checked="" type="checkbox"/>		LV429406 <input checked="" type="checkbox"/>	
220-240 V 50/60 Hz	LV429387 <input checked="" type="checkbox"/>		LV429407 <input checked="" type="checkbox"/>	
380-415 V 50 Hz	LV429388 <input checked="" type="checkbox"/>		LV429408 <input checked="" type="checkbox"/>	
525 V 50 Hz	LV429389		LV429409	
<b>DC</b>				
12 V	LV429382	2250	LV429402	2930
24 V	LV429390 <input checked="" type="checkbox"/>		LV429410 <input checked="" type="checkbox"/>	
30 V	LV429391		LV429411	
48 V	LV429392		LV429412	
60 V	LV429383		LV429403	
125 V	LV429393		LV429413	
250 V	LV429394		LV429414 <input checked="" type="checkbox"/>	

### Installation Accessories

Description	100/160/250A Reference	Unit LP [₹]	400/630A Reference	Unit LP [₹]
<b>Spreaders &amp; Phase Barrier</b>				
Spreaders (Set of 3) 3P	LV431563 <input checked="" type="checkbox"/>	620	32492 <input checked="" type="checkbox"/>	1400
Spreaders (Set of 4) 4P	LV431564 <input checked="" type="checkbox"/>	820	32493 <input checked="" type="checkbox"/>	1780
Phase Barrier (Set of 6)	*	-	LV432570 <input checked="" type="checkbox"/>	750
<b>Interlocking</b>				
For Breaker with Rotary Handle	LV429369	8655	LV432621	10895
For Breaker with Toggle	LV429354	9465	LV432614	10895
Mechanical Interlocking with Base Plate	29349**	18560	32609**	39090
<b>Locking of Rotary Handle</b>				
Locking Device	LV429344 <input checked="" type="checkbox"/>	550	LV432604 <input checked="" type="checkbox"/>	750
Ronis Keylock (1 Lock + 1 Key set)	41940 <input checked="" type="checkbox"/>	3785	41940 <input checked="" type="checkbox"/>	3785
Ronis Keylock (2 Locks + 1 Key set)	41950 <input checked="" type="checkbox"/>	On request	41950 <input checked="" type="checkbox"/>	On request
Profalux Keylock (1 Lock + 1 Key set)	42888	6385	42888	6385
Profalux Keylock (2 Locks + 1 Key set)	42878	7290	42878	7290


\* supplied as standard with spreader

\*\* Mechanical Interlocking with Base Plate to be ordered with Safety trip interlock (LV429270 for 29349 and LV432520 for 32609)

For details on non-standard references, technical parameters, stockable and non-stockable status, please contact Customer Care Centre.

NORMAL STOCK ITEMS

W.E.F. January 27, 2020



FDM121: Front Display Module



Test Battery



Power Supply Module B



SCM: Breaker Status and Control Module

## Motor Mechanism

Type	Voltage	100/160A Reference	Unit LP [₹]	250A Reference	Unit LP [₹]	400/630A Reference	Unit LP [₹]
<b>Motor Mechanism Modules with SDE Adaptor <sup>(1)</sup></b>							
AC 50/60 Hz	48-60 V	LV429440	20440	LV431548	22590	LV432639	32830
	110-130 V	LV429433		LV431540		LV432640	
	220-240 V	LV429434 <input checked="" type="checkbox"/>		LV431541 <input checked="" type="checkbox"/>		LV432641 <input checked="" type="checkbox"/>	
	380-415 V	LV429435		LV431542		LV432642	
	440-480 V	LV429435		LV431542		LV432647	
DC	24-30 V	LV429436	28105	LV431543	30475	LV432643	40275
	48-60 V	LV429437		LV431544		LV432644	
	110-130 V	LV429438		LV431545		LV432645	
	250 V	LV429439		LV431546		LV432646	

(1) With every Motor Mechanism, please order 1 no. auxiliary contact additionally. For other voltages of motor mechanism please consult Customer Care.

Description	100/160/250A Reference	Unit LP [₹]	400/630A Reference	Unit LP [₹]
<b>Locking of Motor Mechanism</b>				
Keylock adaptor + Ronis keylock (special)	LV429449	2825	-	-
Locking Device	-	-	LV432649	865
Ronis Keylock	-	-	41940 <input checked="" type="checkbox"/>	3785
Profalux Keylock	-	-	42888	6385
Torque Limiting Screws (Set of 12)	LV429513	2000	LV432513	2350

## Monitoring and Control, test tools- ComPact and NSX100 - 630

### Monitoring and Control (Remote Operation)

Description	Reference	Unit LP [₹]
<b>ULP Display Module</b>		
Switchboard front display module FDM121	TRV00121 <input checked="" type="checkbox"/>	11620
<b>ULP Wiring Accessories</b>		
NSX cord L = 0.35 m	LV434200	2680
NSX cord L = 1.3 m	LV434201	2700
5 RJ45/RJ45 MALE Cord L = 1m	TRV00810	2535
10 Stacking connectors for COM interface	TRV00217	3950
<b>ULP Communication Module</b>		
IFM MODBUS Interface Module	LV434000	9790
BSCM ( Breaker Status and Control Module)	LV434205 <input checked="" type="checkbox"/>	8500
<b>Power Supply Modules</b>		
<b>External power supply module 24 V DC-1 A OVC IV</b>		
200-240 V AC	LV454444 <input checked="" type="checkbox"/>	15480
Pocket battery for MicroLogic NSX100-630	LV434206	16900

Maintenance Module for advanced configuration and testing, contact our nearest Sales office.

ULP = Universal Logic Plug


For details on non-standard references, technical parameters, stockable and non-stockable status, please contact Customer Care Centre.

NORMAL STOCK ITEMS


W.E.F. January 27, 2020




Direct Rotary Handle



Extended Rotary Handle



Plug in Base



Draw-Out Chassis Kit

Description	100/160/250A Reference	Unit LP [₹]	400/630A Reference	Unit LP [₹]
<b>Rotary Handles</b>				
Standard direct black handle	LV429337 <input checked="" type="checkbox"/>	1165	LV432597 <input checked="" type="checkbox"/>	1750
Standard extended rotary handle	LV429338 <input checked="" type="checkbox"/>	1770	LV432598 <input checked="" type="checkbox"/>	3140
<b>Plug in Base (Complete Kit)</b>				
3 Pole	LV429289 <input checked="" type="checkbox"/>	8280	LV432538 <input checked="" type="checkbox"/>	18990
4 Pole	LV429290 <input checked="" type="checkbox"/>	10710	LV432539 <input checked="" type="checkbox"/>	23670
<b>Draw-Out Chassis Kit</b>				
3 Pole				
Plug In base	LV429289 <input checked="" type="checkbox"/>	8280	LV432538 <input checked="" type="checkbox"/>	18990
Chassis Side Plate for base	LV429282 <input checked="" type="checkbox"/>	11060	LV432532 <input checked="" type="checkbox"/>	14005
Chassis Side Plate for breaker	LV429283 <input checked="" type="checkbox"/>	5860	LV432533 <input checked="" type="checkbox"/>	8160
4 Pole				
Plug In base	LV429290 <input checked="" type="checkbox"/>	10710	LV432539 <input checked="" type="checkbox"/>	23670
Chassis Side Plate for base	LV429282 <input checked="" type="checkbox"/>	11060	LV432532 <input checked="" type="checkbox"/>	14005
Chassis Side Plate for breaker	LV429283 <input checked="" type="checkbox"/>	5860	LV432533 <input checked="" type="checkbox"/>	8160
<b>Plug In / Withdrawable version Accessories</b>				
<b>Automatic Auxilliary Connectors</b>				
1 9-wire fixed connector (for base)	LV429273	1155	LV429273	1155
1 9-wire moving connector (for circuit breaker)	LV429274	810	LV432523 <input checked="" type="checkbox"/>	865
1 support for 2 moving connectors	LV429275	620	LV432525 <input checked="" type="checkbox"/>	620
<b>Manual Auxilliary Connectors</b>				
9-wire manual auxiliary connector (fixed + moving)	LV429272	3960	LV429272	3960

**Note:** Above auxiliary connectors to be used with Plug-in and Withdrawable MCCB when Auxiliary Contact, Shunt, UnderVoltage or Motor Mechanism is used.





**BA controller (basic)**

- Monitoring of “Normal” source & “Automatic” transfer
- Circuit breaker status indication on front of controller: ON, OFF & fault trip
- Voluntary transfer to “Replacement” source (e.g. energy management commands)

**UA controller (advanced)**

- Monitoring of “normal” source & “Automatic” transfer
- Circuit breaker status indication on front of controller: on, off & fault trip
- Voluntary transfer to “replacement” source (e.g. energy management commands)
- Delayed (adjustable) shutdown of generator set
- Load shedding & reconnection of non-priority loads
- Transfer to “Replacement” source if one of the phases of the “Normal” phase is absent
- During peak tariff period (energy management commands) forced operation on “Normal” source if “Replacement” source not operational

**With NSX100F - NSX630F 36kA 3P MCCB**

Breaker for Normal Supply	Breaker for Replacement Supply	3P BA Controller Reference	Unit MRP [₹]	3P UA Controller Reference	Unit MRP [₹]
NSX100F	NSX100F	LV4A3F100100B4	On request	LV4A3F100100U4	On request
NSX160F	NSX100F	LV4A3F160100B4		LV4A3F160100U4	
NSX160F	NSX160F	LV4A3F160160B4		LV4A3F160160U4	
NSX250F	NSX100F	LV4A3F250100B4		LV4A3F250100U4	
NSX250F	NSX160F	LV4A3F250160B4		LV4A3F250160U4	
NSX250F	NSX250F	LV4A3F250250B4		LV4A3F250250U4	
NSX400F	NSX100F	LV4A3F400100B4*		LV4A3F400100U4*	
NSX400F	NSX160F	LV4A3F400160B4*		LV4A3F400160U4*	
NSX400F	NSX250F	LV4A3F400250B4*		LV4A3F400250U4*	
NSX400F	NSX400F	LV4A3F400400B4		LV4A3F400400U4	
NSX630F	NSX160F	LV4A3F630160B4*		LV4A3F630160U4*	
NSX630F	NSX250F	LV4A3F630250B4*		LV4A3F630250U4*	
NSX630F	NSX400F	LV4A3F630400B4		LV4A3F630400U4	
NSX630F	NSX630F	LV4A3F630630B4		LV4A3F630630U4	

**With NSX100F - NSX630F 36kA 4P MCCB**

Breaker for Normal Supply	Breaker for Replacement Supply	4P BA Controller Reference	Unit MRP [₹]	4P UA Controller Reference	Unit MRP [₹]
NSX100F	NSX100F	LV4A4F100100B4	On request	LV4A4F100100U4	On request
NSX160F	NSX100F	LV4A4F160100B4		LV4A4F160100U4	
NSX160F	NSX160F	LV4A4F160160B4		LV4A4F160160U4	
NSX250F	NSX100F	LV4A4F250100B4		LV4A4F250100U4	
NSX250F	NSX160F	LV4A4F250160B4		LV4A4F250160U4	
NSX250F	NSX250F	LV4A4F250250B4		LV4A4F250250U4	
NSX400F	NSX100F	LV4A4F400100B4*		LV4A4F400100U4*	
NSX400F	NSX160F	LV4A4F400160B4*		LV4A4F400160U4*	
NSX400F	NSX250F	LV4A4F400250B4*		LV4A4F400250U4*	
NSX400F	NSX400F	LV4A4F400400B4		LV4A4F400400U4	
NSX630F	NSX160F	LV4A4F630160B4*		LV4A4F630160U4*	
NSX630F	NSX250F	LV4A4F630250B4*		LV4A4F630250U4*	
NSX630F	NSX400F	LV4A4F630400B4		LV4A4F630400U4	
NSX630F	NSX630F	LV4A4F630630B4		LV4A4F630630U4	

\* Downstream coupling accessories are not available.

**Note:**

Each reference consists of:

- 2 MCCBs with Motor mechanism & Standard Trip Units.
- 4 Auxiliary contacts 2OF + 2SDE
- 1 Base Plate with IVE unit for mechanical & electrical interlocking
- 1 Downstream coupling accessory is supplied only when both the MCCB are of same Frame size
- Control Unit UA or BA

ATS upto 250A are provided with TMD type trip unit & for 400/630A with MicroLogic 2 trip unit as standard.

ATS with MCCBs of other breaking capacities & other versions of trip units can also be supplied. Prices available on request.

Above given references with BA/UA controller are suitable for 415VAC control supply.

UA controller with 220/240V AC is not available

Replace suffix “4” by “2” for BA controller with 220/240V AC control supply.

For details on non-standard references, technical parameters, stockable and non-stockable status, please contact Customer Care Centre.

NORMAL STOCK ITEMS

W.E.F. January 27, 2020



### BA controller (basic)

- Monitoring of "Normal" source & "Automatic" transfer
- Circuit breaker status indication on front of controller: ON, OFF & fault trip
- Voluntary transfer to "Replacement" source (e.g. energy management commands)

### UA controller (advanced)

- Monitoring of "Normal" source & "Automatic" transfer.
- Circuit breaker status indication on front of controller: ON, OFF & fault trip
- Voluntary transfer to "Replacement" source (e.g. energy management commands)
- Delayed (adjustable) shutdown of generator set.
- Load shedding & reconnection of non-priority loads.
- Transfer to "Replacement" source if one of the phases of the "Normal" phase is absent
- During peak tariff period (energy management commands) forced operation on "Normal" source if "Replacement" source not operational

## With NSX100N - NSX630N 50kA 3P MCCB

Breaker for Normal Supply	Breaker for Replacement Supply	3P BA Controller Reference	Unit MRP [₹]	3P UA Controller Reference	Unit MRP [₹]
NSX100N	NSX100N	LV4A3N100100B4	On request	LV4A3N100100U4	On request
NSX160N	NSX100N	LV4A3N160100B4		LV4A3N160100U4	
NSX160N	NSX160N	LV4A3N160160B4		LV4A3N160160U4	
NSX250N	NSX100N	LV4A3N250100B4		LV4A3N250100U4	
NSX250N	NSX160N	LV4A3N250160B4		LV4A3N250160U4	
NSX250N	NSX250N	LV4A3N250250B4		LV4A3N250250U4	
NSX400N	NSX100N	LV4A3N400100B4*		LV4A3N400100U4*	
NSX400N	NSX160N	LV4A3N400160B4*		LV4A3N400160U4*	
NSX400N	NSX250N	LV4A3N400250B4*		LV4A3N400250U4*	
NSX400N	NSX400N	LV4A3N400400B4		LV4A3N400400U4	
NSX630N	NSX160N	LV4A3N630160B4*		LV4A3N630160U4*	
NSX630N	NSX250N	LV4A3N630250B4*		LV4A3N630250U4*	
NSX630N	NSX400N	LV4A3N630400B4		LV4A3N630400U4	
NSX630N	NSX630N	LV4A3N630630B4		LV4A3N630630U4	

## With NSX100N - NSX630N 50kA 4P MCCB

Breaker for Normal Supply	Breaker for Replacement Supply	4P BA Controller Reference	Unit MRP [₹]	4P UA Controller Reference	Unit MRP [₹]
NSX100N	NSX100N	LV4A4N100100B4	On request	LV4A4N100100U4	On request
NSX160N	NSX100N	LV4A4N160100B4		LV4A4N160100U4	
NSX160N	NSX160N	LV4A4N160160B4		LV4A4N160160U4	
NSX250N	NSX100N	LV4A4N250100B4		LV4A4N250100U4	
NSX250N	NSX160N	LV4A4N250160B4		LV4A4N250160U4	
NSX250N	NSX250N	LV4A4N250250B4		LV4A4N250250U4	
NSX400N	NSX100N	LV4A4N400100B4*		LV4A4N400100U4*	
NSX400N	NSX160N	LV4A4N400160B4*		LV4A4N400160U4*	
NSX400N	NSX250N	LV4A4N400250B4*		LV4A4N400250U4*	
NSX400N	NSX400N	LV4A4N400400B4		LV4A4N400400U4	
NSX630N	NSX160N	LV4A4N630160B4*		LV4A4N630160U4*	
NSX630N	NSX250N	LV4A4N630250B4*		LV4A4N630250U4*	
NSX630N	NSX400N	LV4A4N630400B4		LV4A4N630400U4	
NSX630N	NSX630N	LV4A4N630630B4		LV4A4N630630U4	

\* Downstream coupling accessories are not available.

### Note:

Each reference consists of:

- 2 MCCBs with Motor mechanism & Standard Trip Units.
- 4 Auxiliary contacts 2OF + 2SDE
- 1 Base Plate with IVE unit for mechanical & electrical interlocking
- 1 Downstream coupling accessory is supplied only when both the MCCB are of same Frame size.
- Control Unit UA or BA

ATS upto 250A are provided with TMD type trip unit & for 400/630A with MicroLogic 2 trip unit as standard.

ATS with MCCBs of other breaking capacities & other versions of trip units can also be supplied. Prices available on request.

Above given references with BA/UA controller are suitable for 415V AC control supply.

UA controller with 220/240V AC is not available

Replace suffix "4" by "2" for BA controller with 220/240V AC control supply.

For details on non-standard references, technical parameters, stockable and non-stockable status, please contact Customer Care Centre.

NORMAL STOCK ITEMS



W.E.F. January 27, 2020

# ComPact NS

## Simply A Step Ahead

### Circuit breakers and switch-disconnectors from 800 to 3200A

- Category B MCCBs
  - Ethernet based monitoring, control, alarm notification for energy, asset and network management
  - Built-in energy metering with combined accuracy class of 2% for improved energy efficiency
- Total Discrimination  
Breaking Capacity upto 150kA



**2** sizes:

from 800 to 3200A



ComPact NS800A to 1600



ComPact NS1600b to 3200



Micrologic without Display

Micrologic A

Micrologic E

Micrologic P

LB 200kA	■	■			
L 150kA	■	■	■		
H 70kA	■	■	■	■	■
n 50kA	■	■	■	■	■
	NS630b	NS800	NS1000	NS1250	NS1600


H 85kA	■	■	■	■
N 70kA	■	■	■	■
	NS1600b	NS2300	NS2500	NS3200

For details on non-standard references, technical parameters, stockable and non-stockable status, please contact Customer Care Centre.

☑ NORMAL STOCK ITEMS

W.E.F. January 27, 2020


With MicroLogic Trip Units (Common for ACBs & MCCBs) - Unique Feature of Schneider Electric devices



With MicroLogic 2.0 Manual Fixed

- LED overload alarm indicator
- Test Facility
- Adjustable neutral protection - N, N/2, OFF for 4 Pole MCCBs
- Adjustable overload (Ir) 0.4 - 1 x In
- Short circuit (Instantaneous) 1.5 - 10 x Ir

Breaking Capacity Icu as per IEC 60947-2	Rated Current [A]	Three Pole Reference	Unit LP [₹]	Four Pole Reference	Unit LP [₹]
<b>With Direct Rotary Handle</b>					
50kA	800	INA_3P33466D <input checked="" type="checkbox"/>	On request	INA_4P33469D	On request
	1000	INA_3P33472D		INA_4P33475D	
	1250	INA_3P33478D		INA_4P33480D	
70kA	800	INA_3P33467D		INA_4P33470D	
	1000	INA_3P33473D		INA_4P33476D	
	1250	INA_3P33479D		INA_4P33481D	
<b>With Extended Rotary Handle</b>					
50kA	800	INA_3P33466E <input checked="" type="checkbox"/>	On request	INA_4P33469E <input checked="" type="checkbox"/>	On request
	1000	INA_3P33472E <input checked="" type="checkbox"/>		INA_4P33475E <input checked="" type="checkbox"/>	
	1250	INA_3P33478E <input checked="" type="checkbox"/>		INA_4P33480E	
70kA	800	INA_3P33467E		INA_4P33470E	
	1000	INA_3P33473E		INA_4P33476E	
	1250	INA_3P33479E		INA_4P33481E	



With MicroLogic 6.0.A Manual Fixed

- LED overload alarm indicator
- Test Facility
- Adjustable neutral protection - N, N/2, OFF
- With ammeter display & bargraph (Bargraph is unique feature of Schneider MCCB)
- Zone Selective Interlocking
- Communication optional
- Individual fault indication by LED

Breaking Capacity Icu as per IEC 60947-2	Rated Current [A]	Three Pole Reference	Unit LP [₹]	Four Pole Reference	Unit LP [₹]
<b>With Direct Rotary Handle</b>					
50kA	800	INA_3P96466D	On request	INA_4P96469D	On request
	1000	INA_3P96472D		INA_4P96475D	
	1250	INA_3P96478D		INA_4P96480D	
70kA	800	INA_3P96467D		INA_4P96470D	
	1000	INA_3P96473D		INA_4P96476D	
	1250	INA_3P96479D		INA_4P96481D	
<b>With Extended Rotary Handle</b>					
50kA	800	INA_3P96466E	On request	INA_4P96469E	On request
	1000	INA_3P96472E		INA_4P96475E	
	1250	INA_3P96478E		INA_4P96480E	
70kA	800	INA_3P96467E		INA_4P96470E	
	1000	INA_3P96473E		INA_4P96476E	
	1250	INA_3P96479E		INA_4P96481E	

Remarks: Trip Unit MicroLogic 6.0.A

Parameter	Description	Setting
Ir	Adjustable Overload Current	0.4 - 1 x In
tr	Adjustable Overload time delay	0.5 - 24 sec
I <sub>sd</sub>	Adjustable Short Circuit Current	1.5 - 10 x Ir
tsd	Adjustable Short Circuit time delay	0.1 - 0.4sec & OFF (I <sup>2</sup> t ON/OFF)
li	Adjustable Instantaneous Current	2 - 15 x In & OFF
I <sub>g</sub>	Adjustable Earth Fault Current	0.2 - In (for <1250A) / 500 - 1200A (for >=1250A)
t <sub>g</sub>	Adjustable Earth Fault time delay	0.1 - 0.4sec & OFF (I <sup>2</sup> t ON/OFF)

## Display shows readings of I1, I2, I3, In & Earth Fault Current Value. Also Maximeters of Three Phase Currents are stored & displayed.

LED bargraph shows the % loading on each phase

**Note:** For above MCCB with trip unit MicroLogic 5.0, 5.0A, 5.0P, 6.0P and MCCB with higher breaking capacities, contact our nearest Sales Office


Functionality of all the above MicroLogic is same as that of MasterPact NT/NW ACB.

For details on non-standard references, technical parameters, stockable and non-stockable status, please contact Customer Care Centre.

NORMAL STOCK ITEMS

W.E.F. January 27, 2020


With MicroLogic Trip Units (Common for ACBs & MCCBs) - Unique Feature of Schneider Electric devices



With MicroLogic 2.0E Manual Fixed (With Embedded Energy Metering)

- LED overload alarm indicator
- Measurement: Ammeter, current demand, voltages (ph-ph, ph-N & unbalance), Power (P,Q,S), power factor, power demand, Energy (Ep, Eq, Es)
- Adjustable neutral protection - N, N/2, OFF for 4 Pole MCCBs
- Communication option & M2C programmable contacts
- Adjustable overload (Ir) 0.4 - 1 x In
- Short circuit (Instantaneous) 1.5 - 10 x Ir

Breaking Capacity Icu as per IEC 60947-2	Rated Current [A]	Three Pole Reference	Unit LP [₹]	Four Pole Reference	Unit LP [₹]
<b>With Direct Rotary Handle</b>					
50kA	800	INA_8N3PFM2ED1	On request	INA_8N4PFM2ED1	On request
	1000	INA_10N3PFM2ED1		INA_10N4PFM2ED1	
	1250	INA_12N3PFM2ED1		INA_12N4PFM2ED1	
70kA	800	INA_8H3PFM2ED1		INA_8H4PFM2ED1	
	1000	INA_10H3PFM2ED1		INA_10H4PFM2ED1	
	1250	INA_12H3PFM2ED1		INA_12H4PFM2ED1	
<b>With Extended Rotary Handle</b>					
50kA	800	INA_8N3PFM2EE1	On request	INA_8N4PFM2EE1	On request
	1000	INA_10N3PFM2EE1		INA_10N4PFM2EE1	
	1250	INA_12N3PFM2EE1		INA_12N4PFM2EE1	
70kA	800	INA_8H3PFM2EE1		INA_8H4PFM2EE1	
	1000	INA_10H3PFM2EE1		INA_10H4PFM2EE1	
	1250	INA_12H3PFM2EE1		INA_12H4PFM2EE1	



With MicroLogic 6.0E Manual Fixed (With Embedded Energy Metering)

- LED overload alarm indicator
- Measurement: Ammeter, current demand, voltages (ph-ph, ph-N & unbalance), Power (P,Q,S), power factor, power demand, Energy (Ep, Eq, Es)
- Adjustable neutral protection - N, N/2, OFF
- With ammeter display & bargraph ## (Bargraph is unique feature of Schneider MCCB)
- Zone Selective Interlocking
- Communication optional
- Individual fault indication by LED

Breaking Capacity Icu as per IEC 60947-2	Rated Current [A]	Three Pole Reference	Unit LP [₹]	Four Pole Reference	Unit LP [₹]
<b>With Direct Rotary Handle</b>					
50kA	800	INA_8N3PFM6ED1	On request	INA_8N4PFM6ED1	On request
	1000	INA_10N3PFM6ED1		INA_10N4PFM6ED1	
	1250	INA_12N3PFM6ED1		INA_12N4PFM6ED1	
70kA	800	INA_8H3PFM6ED1		INA_8H4PFM6ED1	
	1000	INA_10H3PFM6ED1		INA_10H4PFM6ED1	
	1250	INA_12H3PFM6ED1		INA_12H4PFM6ED1	
<b>With Extended Rotary Handle</b>					
50kA	800	INA_8N3PFM6EE1	On request	INA_8N4PFM6EE1	On request
	1000	INA_10N3PFM6EE1		INA_10N4PFM6EE1	
	1250	INA_12N3PFM6EE1		INA_12N4PFM6EE1	
70kA	800	INA_8H3PFM6EE1		INA_8H4PFM6EE1	
	1000	INA_10H3PFM6EE1		INA_10H4PFM6EE1	
	1250	INA_12H3PFM6EE1		INA_12H4PFM6EE1	

Remarks: Trip Unit MicroLogic 6.0E

Parameter	Description	Setting
Ir	Adjustable Overload Current	0.4 - 1 x In
tr	Adjustable Overload time delay	0.5 - 24 sec
Isd	Adjustable Short Circuit Current	1.5 - 10 x Ir
tsd	Adjustable Short Circuit time delay	0.1 - 0.4sec & OFF (I <sup>t</sup> ON/OFF)
Ii	Adjustable Instantaneous Current	2 - 15 x In & OFF
Ig	Adjustable Earth Fault Current	0.2 - In (for <1250A) / 500 - 1200A (for >=1250A)
tg	Adjustable Earth Fault time delay	0.1 - 0.4sec & OFF (I <sup>t</sup> ON/OFF)

## Display shows readings of I1,I2,I3, In & Earth Fault Current Value. Also Maximeters of Three Phase Currents are stored & displayed. LED bargraph shows the % loading on each phase


**Note:** For above MCCB with trip unit MicroLogic 5.0, 5.0A, 5.0P, 6.0P and MCCB with higher breaking capacities, contact our nearest Sales Office. Functionality of all the above MicroLogic is same as that of MasterPact NT/NW ACB.

For details on non-standard references, technical parameters, stockable and non-stockable status, please contact Customer Care Centre.

NORMAL STOCK ITEMS

W.E.F. January 27, 2020


With MicroLogic Trip Units ( Common for ACBs & MCCBs) - Unique Feature of Schneider Electric devices



With MicroLogic 2.0 Electrical Fixed

- LED overload alarm indicator
- Test Facility
- Adjustable neutral protection - N, N/2, OFF for 4 Pole MCCBs
- Adjustable overload (Ir) 0.4 - 1 x In
- Short circuit (instantaneous) 1.5 - 10 x Ir

Breaking Capacity Icu as per IEC 60947-2	Rated Current [A]	Three Pole Reference	Unit LP [₹]	Four Pole Reference	Unit LP [₹]
<b>For Control Voltage 220/240V AC</b>					
50kA	800	INA_3P93280_20	On request	INA_4P93284_20	On request
	1000	INA_3P93290_20		INA_4P93294_20	
	1250	INA_3P93300_20		INA_4P93304_20	
70kA	800	INA_3P93281_20		INA_4P93285_20	
	1000	INA_3P93291_20		INA_4P93295_20	
	1250	INA_3P93301_20		INA_4P93305_20	
<b>For Control Voltage 415V AC</b>					
50kA	800	INA_3P93280_40	On request	INA_4P93284_40	On request
	1000	INA_3P93290_40		INA_4P93294_40	
	1250	INA_3P93300_40		INA_4P93304_40	
70kA	800	INA_3P93281_40		INA_4P93285_40	
	1000	INA_3P93291_40		INA_4P93295_40	
	1250	INA_3P93301_40		INA_4P93305_40	



With MicroLogic 6.0.A Electrical Fixed

- LED overload alarm indicator
- Test Facility
- Adjustable neutral protection - N, N/2, OFF
- With ammeter display & bargraph ## (Bargraph is unique feature of Schneider MCCB)
- Zone Selective Interlocking
- Communication optional
- Individual fault indication by LED

Breaking Capacity Icu as per IEC 60947-2	Rated Current [A]	Three Pole Reference	Unit LP [₹]	Four Pole Reference	Unit LP [₹]
<b>For Control Voltage 220/240V AC</b>					
50kA	800	INA_3P96280_20	On request	INA_4P96284_20	On request
	1000	INA_3P96290_20		INA_4P96294_20	
	1250	INA_3P96300_20		INA_4P96304_20	
70kA	800	INA_3P96281_20		INA_4P96285_20	
	1000	INA_3P96291_20		INA_4P96295_20	
	1250	INA_3P96301_20		INA_4P96305_20	
<b>For Control Voltage 415V AC</b>					
50kA	800	INA_3P96280_40	On request	INA_4P96284_40	On request
	1000	INA_3P96290_40		INA_4P96294_40	
	1250	INA_3P96300_40		INA_4P96304_40	
70kA	800	INA_3P96281_40		INA_4P96285_40	
	1000	INA_3P96291_40		INA_4P96295_40	
	1250	INA_3P96301_40		INA_4P96305_40	

Remarks: Trip Unit MicroLogic 6.0.A

Parameter	Description	Setting
Ir	Adjustable Overload Current	0.4 - 1 x In
tr	Adjustable Overload time delay	0.5 - 24 sec
I <sub>sd</sub>	Adjustable Short Circuit Current	1.5 - 10 x Ir
t <sub>sd</sub>	Adjustable Short Circuit time delay	0.1 - 0.4sec & OFF (I <sup>2</sup> t ON/OFF)
I <sub>i</sub>	Adjustable Instantaneous Current	2 - 15 x In & OFF
I <sub>g</sub>	Adjustable Earth Fault Current	0.2 - In (for <1250A) / 500 - 1200A (for >=1250A)
t <sub>g</sub>	Adjustable Earth Fault time delay	0.1 - 0.4sec & OFF (I <sup>2</sup> t ON/OFF)

## Display shows Readings of I1,I2,I3, In & Earth Fault Current Value. Also Maximeters of Three Phase Currents are stored & displayed.

LED bargraph shows the % loading on each phase


Note: For above MCCB with trip unit MicroLogic 5.0, 5.0A, 5.0P, 6.0P and MCCB with higher breaking capacities, contact our nearest Sales Office  
Functionality of all the above MicroLogic is same as that of MasterPact NT/NW ACB.

For details on non-standard references, technical parameters, stockable and non-stockable status, please contact Customer Care Centre.

NORMAL STOCK ITEMS

W.E.F. January 27, 2020

## With MicroLogic Trip Units (Common for ACBs & MCCBs) - Unique Feature of Schneider Electric devices



### With MicroLogic 2.0E Electrical Fixed (With Embedded Energy Metering)

- LED overload alarm indicator
- Measurement: Ammeter, current demand, voltages (ph-ph, ph-N & unbalance), Power (P,Q,S), power factor, power demand, Energy (Ep, Eq, Es)
- Adjustable neutral protection - N, N/2, OFF for 4 Pole MCCBs
- Adjustable overload (Ir) 0.4 - 1 x In
- Short circuit (instantaneous) 1.5 - 10 x Ir

Breaking Capacity Icu as per IEC 60947-2	Rated Current [A]	Three Pole Reference	Unit LP [₹]	Four Pole Reference	Unit LP [₹]
<b>For Control Voltage 220/240V AC</b>					
50kA	800	INA_8N3PFE2E0120	On request	INA_8N4PFE2E0120	On request
	1000	INA_10N3PFE2E0120		INA_10N4PFE2E0120	
	1250	INA_12N3PFE2E0120		INA_12N4PFE2E0120	
70kA	800	INA_8H3PFE2E0120		INA_8H4PFE2E0120	
	1000	INA_10H3PFE2E0120		INA_10H4PFE2E0120	
	1250	INA_12H3PFE2E0120		INA_12H4PFE2E0120	
<b>For Control Voltage 415V AC</b>					
50kA	800	INA_8N3PFE2E0140	On request	INA_8N4PFE2E0140	On request
	1000	INA_10N3PFE2E0140		INA_10N4PFE2E0140	
	1250	INA_12N3PFE2E0140		INA_12N4PFE2E0140	
70kA	800	INA_8H3PFE2E0140		INA_8H4PFE2E0140	
	1000	INA_10H3PFE2E0140		INA_10H4PFE2E0140	
	1250	INA_12H3PFE2E0140		INA_12H4PFE2E0140	

### With MicroLogic 6.0E Electrical Fixed (With Embedded Energy Metering)

- LED overload alarm indicator
- Measurement: Ammeter, current demand, voltages (ph-ph, ph-N, unbalance), Power (P,Q,S), power factor, power demand, Energy (Ep,Eq,Es)
- Adjustable neutral protection - N, N/2, OFF
- With ammeter display & bargraph ## (Bargraph is unique feature of Schneider MCCB)
- Zone Selective Interlocking
- Communication optional
- Individual fault indication by LED

Breaking Capacity Icu as per IEC 60947-2	Rated Current [A]	Three Pole Reference	Unit LP [₹]	Four Pole Reference	Unit LP [₹]
<b>For Control Voltage 220/240V AC</b>					
50kA	800	INA_8N3PFE6E0120	On request	INA_8N4PFE6E0120	On request
	1000	INA_10N3PFE6E0120		INA_10N4PFE6E0120	
	1250	INA_12N3PFE6E0120		INA_12N4PFE6E0120	
70kA	800	INA_8H3PFE6E0120		INA_8H4PFE6E0120	
	1000	INA_10H3PFE6E0120		INA_10H4PFE6E0120	
	1250	INA_12H3PFE6E0120		INA_12H4PFE6E0120	
<b>For Control Voltage 415V AC</b>					
50kA	800	INA_8N3PFE6E0140	On request	INA_8N4PFE6E0140	On request
	1000	INA_10N3PFE6E0140		INA_10N4PFE6E0140	
	1250	INA_12N3PFE6E0140		INA_12N4PFE6E0140	
70kA	800	INA_8H3PFE6E0140		INA_8H4PFE6E0140	
	1000	INA_10H3PFE6E0140		INA_10H4PFE6E0140	
	1250	INA_12H3PFE6E0140		INA_12H4PFE6E0140	

## Accessories

### For ComPact NS800 - 1600A

Type	Voltage	Shunt Release Reference	Unit LP [₹]	Undervoltage Reference	Unit LP [₹]
<b>Voltage Releases</b>					
AC 50/60 Hz	24 V	33659	On request	33668	On request
	48 V	33660		33669	
	110-130 V	33661 <input checked="" type="checkbox"/>		33670	
	220-240 V	33662 <input checked="" type="checkbox"/>		33671 <input checked="" type="checkbox"/>	
	380-415 V	33664		33673 <input checked="" type="checkbox"/>	
DC	24 V	33659	On request	33668	On request
	48 V	33660		33669	
	125 V	33661 <input checked="" type="checkbox"/>		33670	
	250 V	33662 <input checked="" type="checkbox"/>		33671 <input checked="" type="checkbox"/>	

Description	NS800 to 1600 Reference	Unit LP [₹]
Spreaders (Set of 3) 3P	33622 <input checked="" type="checkbox"/>	On request
Spreaders (Set of 4) 4P	33623 <input checked="" type="checkbox"/>	

For details on non-standard references, technical parameters, stockable and non-stockable status, please contact Customer Care Centre.

NORMAL STOCK ITEMS

W.E.F. January 27, 2020





The easy choice for quality and value

# EasyPact CVS

LV circuit breakers from 16A to 800A



Safe



Reliable



Simple

# EasyPact CVS

## Easy Choice for Quality and Value



- EasyPact CVS MCCBs upto 630A is the easy choice for all your most common electrical distribution applications
- Encapsulated double break roto technique ensures outstanding current limiting capability
- High electrical / mechanical endurance for enhanced service life
- Single accessory reference for different functions – on/off, trip and fault trip – improves shop floor efficiency
- Separate electrical fault indication for ease of fault diagnosis
- Suitable for isolation

### Range Details:

- Breaking capacity 25kA to 50kA,  $I_{cs} = 100\% I_{cu}$
- TMD, MA, Microprocessor trip units (LS<sub>0</sub>I protection 400 & 630A) and Microprocessor trip units (LSIG protection 25A to 630A).
- 3P & 4P versions available
- Common accessories upto 630A

For details on non-standard references, technical parameters, stockable and non-stockable status, please contact Customer Care Centre.

NORMAL STOCK ITEMS

W.E.F. January 27, 2020

## With Thermal Magnetic Trip Unit (TMD)



- Range upto 100A
- 3P and 4P version available

Breaking Capacity as per IEC 60947-2	Rated Current	Three Pole Reference	Unit MRP [₹]	Four Pole Reference	Unit MRP [₹]
EasyPact CVS 100 BS Overload Setting (Ir) 0.8 - 1 x In					
25kA*	16A	LV510930	6280	LV510950	8530
	20A	LV510931		LV510951	
	25A	LV510932		LV510952	
	32A	LV510933		LV510953	
	40A	LV510934		LV510954	
	50A	LV510935		LV510955	
	63A	LV510936		LV510956	
	80A	LV510937		LV510957	
	100A	LV510938		LV510958	

## Accessories

Description	CVS100BS Reference	Unit LP [₹]
<b>Auxiliary contacts (changeover) Multifunction</b>		
Auxiliary Switch 1 C/O	EZAUX10 <input checked="" type="checkbox"/>	800
Alarm Switch 1 C/O	EZAUX01	800
Alarm - Auxiliary Switch	EZAUX11 <input checked="" type="checkbox"/>	1190
<b>Spreaders</b>		
Spreaders *(Set Of 3) 3P	EZASPDR3P <input checked="" type="checkbox"/>	320
Spreaders *(Set Of 4) 4P	EZASPDR4P <input checked="" type="checkbox"/>	430
<b>Rotary Handle</b>		
Direct Rotary handle	EZAROTDS <input checked="" type="checkbox"/>	1135
Extended Rotary handle	EZAROTE	1670
<b>Shunt Release</b>		
<b>AC</b>		
100-130 V	EZASHT100AC	1710
200-277 V	EZASHT200AC <input checked="" type="checkbox"/>	
380-480 V	EZASHT380AC	
<b>DC</b>		
24 V	EZASHT024DC	1710
48 V	EZASHT048DC	

For details on non-standard references, technical parameters, stockable and non-stockable status, please contact Customer Care Centre.

NORMAL STOCK ITEMS

W.E.F. January 27, 2020

• Ics = 100% Icu as per IEC 60947-2

Breaking Capacity as per IEC 60947-2	Rated Current	Three Pole Reference	Unit MRP [₹]	Four Pole Reference	Unit MRP [₹]		
<b>EasyPact CVS 100 to 630A Overload Setting (Ir) 0.7 - 1 x In</b>							
25kA	16A	LV510300 <input checked="" type="checkbox"/>	6690	LV510310	9300		
	25A	LV510301 <input checked="" type="checkbox"/>		LV510311 <input checked="" type="checkbox"/>			
	32A	LV510302 <input checked="" type="checkbox"/>		LV510312 <input checked="" type="checkbox"/>			
	40A	LV510303 <input checked="" type="checkbox"/>		LV510313 <input checked="" type="checkbox"/>			
	50A	LV510304 <input checked="" type="checkbox"/>		LV510314			
	63A	LV510305 <input checked="" type="checkbox"/>		LV510315 <input checked="" type="checkbox"/>			
	80A	LV510306 <input checked="" type="checkbox"/>		LV510316 <input checked="" type="checkbox"/>			
	100A	LV510307 <input checked="" type="checkbox"/>		LV510317 <input checked="" type="checkbox"/>			
	125A	LV516302 <input checked="" type="checkbox"/>		9750		LV516312 <input checked="" type="checkbox"/>	11790
	160A	LV516303 <input checked="" type="checkbox"/>		12720		LV516313 <input checked="" type="checkbox"/>	15060
200A	LV525302 <input checked="" type="checkbox"/>	16840	LV525312	20800			
Breaking Capacity as per IEC 60947-2	Rated Current	Three Pole Reference	Unit LP [₹]	Four Pole Reference	Unit LP [₹]		
25kA	250A	LV525303 <input checked="" type="checkbox"/>	19610	LV525313	23830		

Breaking Capacity as per IEC 60947-2	Rated Current	Three Pole Reference	Unit MRP [₹]	Four Pole Reference	Unit MRP [₹]		
<b>EasyPact CVS 100 to 630A Overload Setting (Ir) 0.7 - 1 x In</b>							
36kA	16A	LV510330 <input checked="" type="checkbox"/>	9050	LV510340	11240		
	25A	LV510331 <input checked="" type="checkbox"/>		LV510341			
	32A	LV510332 <input checked="" type="checkbox"/>		LV510342 <input checked="" type="checkbox"/>			
	40A	LV510333 <input checked="" type="checkbox"/>		LV510343 <input checked="" type="checkbox"/>			
	50A	LV510334 <input checked="" type="checkbox"/>		LV510344			
	63A	LV510335 <input checked="" type="checkbox"/>		LV510345 <input checked="" type="checkbox"/>			
	80A	LV510336 <input checked="" type="checkbox"/>		LV510346			
	100A	LV510337 <input checked="" type="checkbox"/>		LV510347 <input checked="" type="checkbox"/>			
	125A	LV516332 <input checked="" type="checkbox"/>		10020		LV516342	12350
	160A	LV516333 <input checked="" type="checkbox"/>		13270		LV516343	15690
200A	LV525332	19110	LV525342 <input checked="" type="checkbox"/>	23520			
Breaking Capacity as per IEC 60947-2	Rated Current	Three Pole Reference	Unit LP [₹]	Four Pole Reference	Unit LP [₹]		
36kA	250A	LV525333	21200	LV525343 <input checked="" type="checkbox"/>	26040		
	320A	LV540305	27440	LV540308 <input checked="" type="checkbox"/>	34040		
	400A	LV540306	27590	LV540309 <input checked="" type="checkbox"/>	34340		
	500A	LV563305 <input checked="" type="checkbox"/>	29650	LV563308 <input checked="" type="checkbox"/>	37360		
	630A**	LV563306 <input checked="" type="checkbox"/>	33590	LV563309 <input checked="" type="checkbox"/>	41010		

Breaking Capacity as per IEC 60947-2	Rated Current	Three Pole Reference	Unit MRP [₹]	Four Pole Reference	Unit MRP [₹]		
50kA	16A	LV510470 <input checked="" type="checkbox"/>	11850	LV510480	14570		
	25A	LV510471		LV510481			
	32A	LV510472 <input checked="" type="checkbox"/>		LV510482 <input checked="" type="checkbox"/>			
	40A	LV510473		LV510483			
	50A	LV510474		LV510484			
	63A	LV510475 <input checked="" type="checkbox"/>		LV510485 <input checked="" type="checkbox"/>			
	80A	LV510476 <input checked="" type="checkbox"/>		LV510486			
	100A	LV510477 <input checked="" type="checkbox"/>		LV510487 <input checked="" type="checkbox"/>			
	125A	LV516462 <input checked="" type="checkbox"/>		15190		LV516467	16620
	160A	LV516463 <input checked="" type="checkbox"/>		16440		LV516468	19580
200A	LV525452	21280	LV525457 <input checked="" type="checkbox"/>	26730			
Breaking Capacity as per IEC 60947-2	Rated Current	Three Pole Reference	Unit LP [₹]	Four Pole Reference	Unit LP [₹]		
50kA	250A	LV525453	22870	LV525458 <input checked="" type="checkbox"/>	28190		
	320A	LV540315 <input checked="" type="checkbox"/>	27910	LV540318	34340		
	400A	LV540316 <input checked="" type="checkbox"/>	28120	LV540319 <input checked="" type="checkbox"/>	34970		
	500A	LV563315 <input checked="" type="checkbox"/>	32610	LV563318	40940		
	630A**	LV563316 <input checked="" type="checkbox"/>	34770	LV563319 <input checked="" type="checkbox"/>	43570		

**Note:**

• For performance and other details contact our nearest Sales Office.

\*\*630A @ 30°C & 600A @ 40°C for TMD630A MCCB

For details on non-standard references, technical parameters, stockable and non-stockable status, please contact Customer Care Centre.

NORMAL STOCK ITEMS

W.E.F. January 27, 2020

## EasyPact CVS 800A with Thermal Magnetic type trip unit.



- Ics = 100% Icu as per IEC 60947-2
- TMD type Trip Unit
- Adjustable overload from 0.8 - 1 x In
- Adjustable short circuit for each phase from 3.5 - 10 x Ir

Breaking Capacity Ics as per IEC 60947-2	Rated Current	Three Pole Reference	Unit LP [₹]	Four Pole Reference	Unit LP [₹]
35kA	800A	LV580300 <input checked="" type="checkbox"/>	53330	LV580301 <input checked="" type="checkbox"/>	57550
50kA	800A	LV580302 <input checked="" type="checkbox"/>	58370	LV580303 <input checked="" type="checkbox"/>	65960

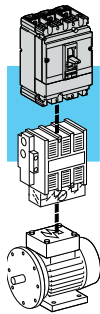
## EasyPact CVS 400 to 630A With Microprocessor Based Trip Unit



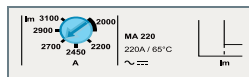
- Ics = 100% Icu as per IEC 60947-2
- Suitable for Isolation
- Adjustable Overload from 0.4 to 1\*In
- Adjustable Short Circuit from 1.4 to 10\*Ir
- Adjustable Neutral Protection - N, N/2, OFF for 4 Pole MCCB
- Inbuilt Thermal Memory

Breaking Capacity Ics as per IEC 60947-2	Rated Current	Three Pole Reference	Unit LP [₹]	Four Pole Reference	Unit LP [₹]
36 kA	400A	LV540505 <input checked="" type="checkbox"/>	31440	LV540506 <input checked="" type="checkbox"/>	39180
	630A	LV563505 <input checked="" type="checkbox"/>	34560	LV563506 <input checked="" type="checkbox"/>	45860
50 kA	400A	LV540510 <input checked="" type="checkbox"/>	34190	LV540511 <input checked="" type="checkbox"/>	44270
	630A	LV563510 <input checked="" type="checkbox"/>	37230	LV563511 <input checked="" type="checkbox"/>	48700

## Circuit Breakers for Motor Protection Breaking Capacity 50kA, Ics=Icu



Current Rating	2.5	6.3	12.5	25	50	100	150	220	320	500	
CVS 100	6..14In										
CVS 160/250							9..14In				
CVS 400									6..13In		
CVS 630										6..13In	



Frame 1	2.5 to 220A
Frame 2	320 to 500A

## With Magnetic Trip Unit MA Type

Breaking Capacity Ics as per IEC 60947-2	Rated Current	Three Pole Reference	Unit MRP [₹]	
50kA	2.5A	LV510450	8170	
	6.3A	LV510451		
	12.5A	LV510452 <input checked="" type="checkbox"/>	8880	
	25A	LV510453 <input checked="" type="checkbox"/>	11820	
	50A	LV510454 <input checked="" type="checkbox"/>	11990	
	100A	LV510455 <input checked="" type="checkbox"/>	12190	
50kA	150A	LV516451 <input checked="" type="checkbox"/>	15430	
	Breaking Capacity Ics as per IEC 60947-2	Rated Current	Three Pole Reference	Unit LP [₹]
	50kA	220A	LV525442 <input checked="" type="checkbox"/>	16270
320A		LV540552 <input checked="" type="checkbox"/>	24370	
500A		LV563552	30160	

For details on non-standard references, technical parameters, stockable and non-stockable status, please contact Customer Care Centre.

NORMAL STOCK ITEMS

W.E.F. January 27, 2020

## EasyPact CVS with built in LSIG trip unit (ETS 6) key features.



- Rated Current, In (A) – 25, 40, 100, 160, 250, 400, 630
  - Breaking capacity (Icu=Ics) (kA) at 415V – 25\*, 36, 50
  - 3 Pole and 4 pole versions.
  - Built-in  $\mu$ P based trip unit having protection functions LSIG. Variable current setting for L,S,I and G and variable time delay setting for L,S and G.
  - Neutral O/L protection possible with 3P MCCB (with External Neutral CT) and 4P MCCB
  - Last Fault trip history on LCD screen of MCCB i.e Faulty phase, Type of Fault and interrupted current.
  - Same accessories of present ECVS range
- \* only upto 250A.

## With ETS 6 trip unit (built in LSIG protection)


Breaking Capacity Icu as per IEC 60947-2	Rated Current	Three Pole Reference	Unit MRP [₹]	Four Pole Reference	Unit MRP [₹]
25kA	25A	LV510600	25390	LV510610	29470
	40A	LV510608		LV510618	
	100A	LV510609	LV510619	36160	
	160A	LV516600	LV516610		
25kA	250A	LV525600	34430	LV525610	42330
36kA	25A	LV510620	26460	LV510630	30720
	40A	LV510628		LV510638	
	100A	LV510629	LV510639	37500	
	160A	LV516620	LV516630		
36kA	250A	LV525620	36450	LV525630	44890
36kA	400A	LV540620	43540	LV540630	50430
	630A	LV563620	47660	LV563630	58130
	25A	LV510640	28960	LV510650	34530
40A	LV510648	LV510658			
50kA	100A	LV510649	34770	LV516650	41440
	160A	LV516640			
50kA	250A	LV525640	38190	LV525650	46230
	400A	LV540640	45700	LV540650	54550
	630A	LV563640	50590	LV563650	65320

For details on non-standard references, technical parameters, stockable and non-stockable status, please contact Customer Care Centre.

NORMAL STOCK ITEMS

W.E.F. January 27, 2020

# Easy-Pact CVS Switch Disconnecter Version



- Suitable for Isolation with positive contact indication as defined by standard IEC 60947-3.
- Compliance to utilization categories AC22A or AC23A
- Self protected due to high magnetic-set release
- Two frame sizes upto 630A
- Available in fixed version.
- Common Accessories as that of EasyPact CVS circuit breaker

Rated Current	Three Pole Reference	Unit MRP [₹]	Four Pole Reference	Unit MRP [₹]
100A	LV510425	5930	LV510426	7500
160A	LV516425	7060	LV516426	8880
Rated Current	Three Pole Reference	Unit LP [₹]	Four Pole Reference	Unit LP [₹]
250A	LV525425	14800	LV525426	19710
400A	LV540400	21700	LV540401	27620
630A	LV563400	24670	LV563401	33170

For details on non-standard references, technical parameters, stockable and non-stockable status, please contact Customer Care Centre.

NORMAL STOCK ITEMS

W.E.F. January 27, 2020



Indication contacts



Voltage Release



Padlocking accessory



Direct Rotary Handle



Extended Rotary Handle

## Accessories for EasyPact CVS 100 - 630A

### Auxiliary Contacts (Changeover) Multifunction

Description	Reference	Unit LP [₹]
OF or SD or SDE or SDV	29450 ✓	880
OF or SD or SDE or SDV low level	29452	965
SDE adapter for trip unit TM or MA or ETS 2.3 \$\$	LV429451 ✓	700

\$\$: To be considered alongwith SDE contact for MCCB with TMD/ETS 2.3/MA Trip Unit

### Voltage Releases

Description	Shunt Release Reference	Unit LP [₹]	Undervoltage Reference	Unit LP [₹]
<b>AC</b>				
24 V 50/60 Hz	LV429384 ✓	2250	LV429404	2930
48 V 50/60 Hz	LV429385		LV429405	
110-130 V 50/60 Hz	LV429386 ✓		LV429406 ✓	
220-240 V 50/60 Hz	LV429387 ✓		LV429407 ✓	
380-415 V 50 Hz	LV429388 ✓		LV429408 ✓	
525 V 50 Hz	LV429389		LV429409	
<b>DC</b>				
12 V	LV429382	2250	LV429402	2930
24 V	LV429390 ✓		LV429410 ✓	
30 V	LV429391		LV429411	
48 V	LV429392		LV429412	
60 V	LV429383		LV429403	
125 V	LV429393		LV429413	
250 V	LV429394		LV429414	

### Rotary Handles

Description	100/160/250A Reference	Unit LP [₹]	400/630A Reference	Unit LP [₹]
<b>Direct rotary handle</b>				
Standard black handle	LV429337 ✓	1165	LV432597 ✓	1750
<b>Extended rotary handle</b>				
Standard extended rotary handle	LV429338 ✓	1770	LV432598 ✓	3140

### Installation Accessories

Description	100/160/250A Reference	Unit LP [₹]	400/630A Reference	Unit LP [₹]
<b>Spreaders &amp; Phase Barriers</b>				
Spreaders (Set of 3) 3P	LV431563 ✓	620	32492 ✓	1400
Spreaders (Set of 4) 4P	LV431564 ✓	820	32493 ✓	1780
Phase Barriers (Set of 6)	*		LV432570 ✓	750
<b>Interlocking</b>				
For Breaker with Rotary Handle	LV429369	8655	LV432621	10895
For Breaker with Toggle	LV429354	9465	LV432614	10895
Mechanical Interlocking with Base Plate	29349**	18560	32609**	39090
<b>Locking of Rotary Handle</b>				
Locking Device	LV429344 ✓	550	LV432604 ✓	750
Ronis Keylock (1 Lock + 1 Key set)	41940 ✓	3785	41940 ✓	3785
Ronis Keylock (2 Locks + 1 Key set)	41950 ✓	On request	41950 ✓	On request
Profalux Keylock (1 Lock + 1 Key set)	42888	6385	42888	6385
Profalux Keylock (2 Locks + 1 Key set)	42878	7290	42878	7290

\* supplied as standard with spreaders

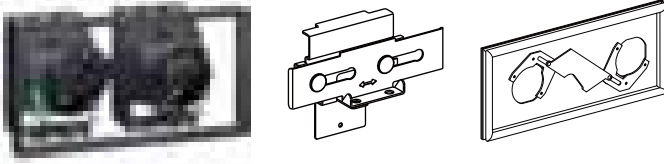
\*\* Mechanical Interlocking with Base Plate to be ordered with Safety trip interlock (LV429270 for 29349 and LV432520 for 32609)

For details on non-standard references, technical parameters, stockable and non-stockable status, please contact Customer Care Centre.

✓ NORMAL STOCK ITEMS

W.E.F. January 27, 2020





## Accessories for CVS 100 - 630A

### Manual Source change-over systems

- An additional accessory interlocks two devices with rotary handles to create a source changeover system. Closing of one device is possible only if the second is open.
- This function is compatible with direct or extended rotary handles.
- Up to three padlocks can be used to lock in the OFF or ON position.

Description	Reference	Unit LP [₹]
<b>Mechanical interlocking for circuit breakers</b>		
With toggles 100A to 250A	LV429354	9465
With rotary handles 100A -250A	LV429369	8655
With toggles 400A to 630A	LV432614	10895
With rotary handles 400A to 630A	LV432621	10895

## Accessories for CVS 800A

### Auxiliary/Alarms contacts

Description	Reference	Unit LP [₹]
Auxiliary Switch 1 C/O	LV580075	1235
Alarm Auxiliary switch 1 c/o	LV580079	1730

## Accessories for ETS 6 Trip unit

Description	CVS100/160/250 Reference number	Rating	Unit LP [₹]	CVS400/630 Reference number	Rating	Unit LP [₹]
External neutral CT for 3 pole breaker with ETS6	LV429521	25 - 100 A	on request	LV432575	400 - 630 A	on request
	LV430563	150 - 250 A				
Description		CVS 100 to 630 Reference number		Unit LP [₹]		
Pocket Battery For MCCB With ETS 6		LV434206		15550		
24 VDC Terminal Block For MCCB With ETS 6		LV434210		4070		

## Voltage Releases

Description	Shunt Release Reference	Unit LP [₹]	Undervoltage Reference	Unit LP [₹]
<b>AC</b>				
220-240 V 50/60 Hz	LV580061	2350	LV580071	2700

## Rotary Handles

Description	800A Reference	Unit LP [₹]
<b>Extended rotary handle</b>		
Standard extended rotary handle	LV580081 <input checked="" type="checkbox"/>	2060

For details on non-standard references, technical parameters, stockable and non-stockable status, please contact Customer Care Centre.

NORMAL STOCK ITEMS

W.E.F. January 27, 2020

# EasyPact EZC

Safe, Reliable and Easy

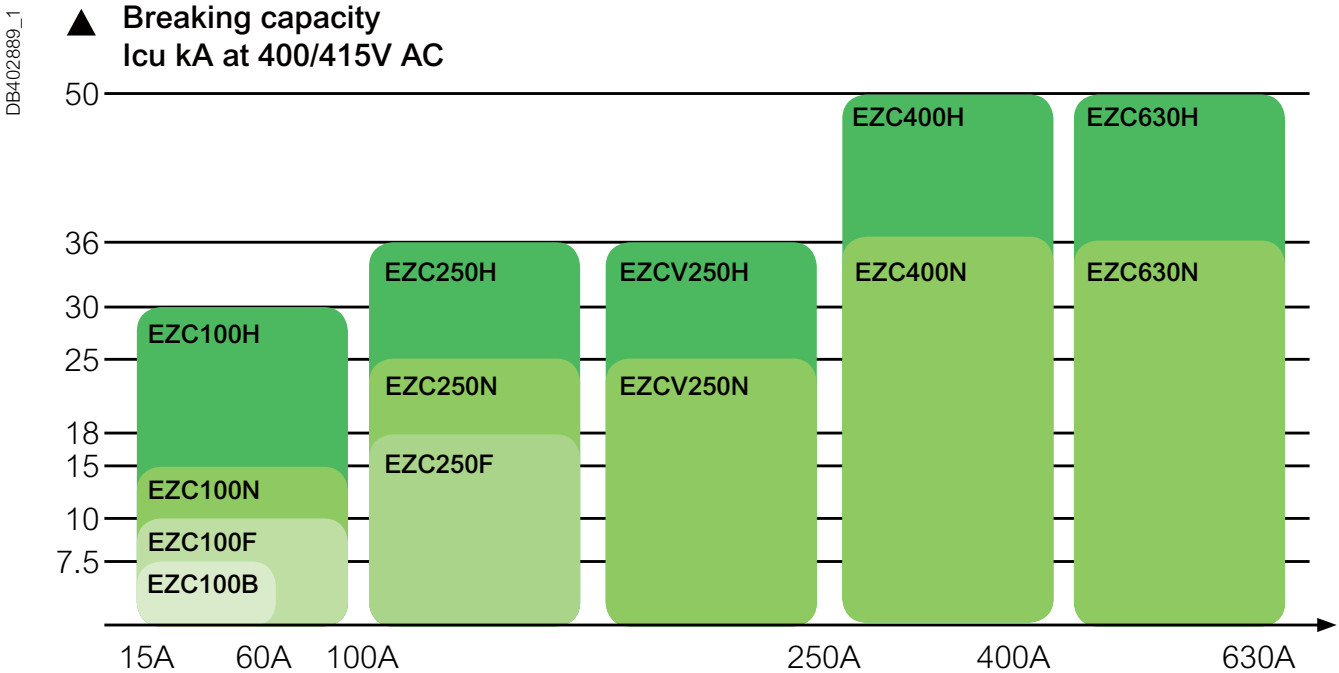


With just three sizes of circuit breakers, Schneider Electric's EasyPact EZC system is the simple, universal solution, particularly adapted to Buildings and OEM segments

- Suitability for Isolation ensures safety
- Compliance to RoHS (Restriction of Hazardous Substances) for environment safety

**Range Details:**

- Global MCCB offer from 15A to 600A
- Breaking capacity upto 50kA @ 415 V AC
- 1P, 2P, 3P and 4P versions available
- EZC AC version is suitable for DC applications upto 250V DC (15A to 250A breaking capacity up to 30kA)
- Built in Earth leakage version 63A to 250A @ Icu36kA.



For details on non-standard references, technical parameters, stockable and non-stockable status, please contact Customer Care Centre.

☑ NORMAL STOCK ITEMS

W.E.F. January 27, 2020

## With Fixed Thermal Magnetic Trip Unit (TMD)

- Conforms to IEC60947-2
- Suitable for isolation
- Suitable for EasyPact Busbar system

Breaking Capacity Icu as per IEC 60947-2	Rated Current	Three Pole Reference	Unit MRP [₹]
"10 kA @ 415V AC 5kA @ 250V DC (2pole in series)"	16A	EZC100F3016	2820
	20A	EZC100F3020	
	25A	EZC100F3025	
	32A	EZC100F3032	
	40A	EZC100F3040	
	50A	EZC100F3050	
	63A	EZC100F3063	
	80A	EZC100F3080	
	100A	EZC100F3100	
"18 kA @ 415V AC 5kA @ 250V DC (2pole in series)"	125A	EZC250F3125	6635
	150A	EZC250F3150	6680
	160A	EZC250F3160	7575
	175A	EZC250F3175	9305
	200A	EZC250F3200	
Breaking Capacity Icu as per IEC 60947-2	Rated Current	Three Pole Reference	Unit MRP [₹]
"18 kA @ 415V AC 5kA @ 250V DC (2pole in series)"	250A	EZC250F3250	10885
Breaking Capacity Icu as per IEC 60947-2	Rated Current	Single Pole	Unit MRP [₹]
"18 kA @ 240V AC 5kA @ 125V DC "	16A	EZC100N1016	2070
	20A	EZC100N1020	
	25A	EZC100N1025	
	32A	EZC100N1032	
	40A	EZC100N1040	
	50A	EZC100N1050	
	63A	EZC100N1063	
	80A	EZC100N1080	
	100A	EZC100N1100	
Breaking Capacity Icu as per IEC 60947-2	Rated Current	Two Pole Reference	Unit MRP [₹]
"50 kA @ 240V AC 10kA @ 250V DC (2pole in series)"	16A	EZC100H2016	3375
	20A	EZC100H2020	
	25A	EZC100H2025	
	32A	EZC100H2032	
	40A	EZC100H2040	
	50A	EZC100H2050	
	63A	EZC100H2063	
	80A	EZC100H2080	
	100A	EZC100H2100	
"85 kA @ 240V AC 30kA @ 250V DC (2pole in series)"	125A	EZC250H2125	7015
	150A	EZC250H2150	8265
	160A	EZC250H2160	8265
	175A	EZC250H2175	9950
	200A	EZC250H2200	
Breaking Capacity Icu as per IEC 60947-2	Rated Current	Three Pole Reference	Unit MRP [₹]
"85 kA @ 240V AC 30kA @ 250V DC (2pole in series)"	250A	EZC250H2250	10245

### Note:

- Contact customer care for 1P(up to 100A) and 2P (up to 250A) requirements
- 630A and other breaking capacity versions on request.

For details on non-standard references, technical parameters, stockable and non-stockable status, please contact Customer Care Centre.

NORMAL STOCK ITEMS

W.E.F. January 27, 2020

Breaking Capacity Icu as per IEC 60947-2	Rated Current	Three Pole Reference	Unit MRP [₹]	Four Pole Reference	Unit MRP [₹]
"30 kA @ 415V AC 10kA @ 250V DC (2pole in series)"	15A	EZC100H3015	4550	EZC100H4015	6300
	20A	EZC100H3020		EZC100H4020	
	25A	EZC100H3025		EZC100H4025	
	32A	EZC100H3032		EZC100H4032	
	40A	EZC100H3040		EZC100H4040	
	50A	EZC100H3050		EZC100H4050	
	63A	EZC100H3063		EZC100H4063	
	80A	EZC100H3080		EZC100H4080	
	100A	EZC100H3100		EZC100H4100	
"25 kA @ 415V AC 20kA @ 250V DC (2pole in series)"	125A	EZC250N3125	6795	EZC250N4125	9380
	160A	EZC250N3160	8240	EZC250N4160	11035
	200A	EZC250N3200	9780	EZC250N4200	12335
Breaking Capacity Icu as per IEC 60947-2	Rated Current	Three Pole Reference	Unit MRP [₹]	Four Pole Reference	Unit MRP [₹]
"25 kA @ 415V AC 20kA @ 250V DC (2pole in series)"	250A	EZC250N3250	11175	EZC250N4250	14460
Breaking Capacity Icu as per IEC 60947-2	Rated Current	Three Pole Reference	Unit MRP [₹]	Four Pole Reference	Unit MRP [₹]
"36 kA @ 415V AC 30kA @ 250V DC (2pole in series)"	125A	EZC250H3125	6990	EZC250H4125	9430
	160A	EZC250H3160	9160	EZC250H4160	11520
	200A	EZC250H3200	11370	EZC250H4200	15360
Breaking Capacity Icu as per IEC 60947-2	Rated Current	Three Pole Reference	Unit MRP [₹]	Four Pole Reference	Unit MRP [₹]
"36 kA @ 415V AC 30kA @ 250V DC (2pole in series)"	250A	EZC250H3250	12710	EZC250H4250	17170
	320A	EZC400H3320N	19030	EZC400H4320N	21950
	400A	EZC400H3400N	19640	EZC400H4400N	26290
	500A	EZC630H3500N	25830	EZC630H4500N	33570
	600A	EZC630H3600N	26920	EZC630H4600N	35090
"50 kA @ 415V AC"					

**Note:**

- Contact customer care for 1P(up to 100A) and 2P (up to 250A) requirements
- 630A and other breaking capacity versions on request.

Description	EZC100 Reference	Unit LP [₹]	EZC250 Reference	Unit LP [₹]
<b>Auxiliary Contacts (changeover) Multifunction</b>				
Auxiliary Switch 1 C/O	EZAUX10 <input checked="" type="checkbox"/>	800	EZEAX <input checked="" type="checkbox"/>	970
Alarm Switch 1 C/O	EZAUX01		EZEAL <input checked="" type="checkbox"/>	
Alarm - Auxiliary Switch	EZAUX11 <input checked="" type="checkbox"/>	1190	EZEAXAL	1420
<b>Spreaders</b>				
Spreaders *(Set Of 3) 3P	EZASPDR3P <input checked="" type="checkbox"/>	320	EZESPDR3P <input checked="" type="checkbox"/>	480
Spreaders *(Set Of 4) 4P	EZASPDR4P <input checked="" type="checkbox"/>	430	EZESPDR4P	620
<b>Phase Barriers</b>				
	EZAFASB2	200	EZEFASB2	280
<b>Rotary Handle</b>				
Direct Rotary handle	EZAROTDS <input checked="" type="checkbox"/>	1135	EZEROTDS	1420
Extended Rotary handle	EZAROTE	1670	EZEROTE	1670
<b>Shunt Release</b>				
<b>AC</b>				
100-130 V	EZASHT100AC	1710	EZESHT100AC	1710
200-277 V	EZASHT200AC <input checked="" type="checkbox"/>		EZESHT200AC <input checked="" type="checkbox"/>	
380-480 V	EZASHT380AC		EZESHT400AC	
<b>DC</b>				
24 V	EZASHT024DC	1580	EZESHT024DC	1710
48 V	EZASHT048DC		EZESHT048DC	

Description	EZC 400/600 Reference	Unit LP [₹]
<b>Auxiliary Contacts</b>		
OF or SD or SDE	29450	880
<b>Spreaders</b>		
Spreaders (Set of 3) 3P	32492	1400
Spreaders (Set of 4) 4P	32493	1780
<b>Phase Barriers (Set of 6)</b>	LV432570	750
<b>Rotary Handle</b>		
Direct Rotary handle	LV432597	1750
Extended Rotary handle	LV432598	3140
<b>Shunt Release</b>		
AC 220-240 V 50/60 Hz	LV429387	2100

For details on non-standard references, technical parameters, stockable and non-stockable status, please contact Customer Care Centre.

NORMAL STOCK ITEMS

W.E.F. January 27, 2020

# EasyPact NKS AC MCCB

## Moulded Case Circuit Breakers for Distribution Network

### Fixed Thermal Magnetic Trip Unit (TMD)

- Conforms to IEC60947-2

Breaking Capacity Icu as per IEC60947-2	Rated Current	Reference	Unit MRP [₹]
10kA *	15	NKS100R015AC3P	1730
	20	NKS100R020AC3P	
	25	NKS100R025AC3P	
	32	NKS100R032AC3P	
	40	NKS100R040AC3P	
	50	NKS100R050AC3P	
	63	NKS100R063AC3P	
	75	NKS100R075AC3P	
	100	NKS100R100AC3P	3950
	110	NKS160R110AC3P	
	125	NKS160R125AC3P	4410
	140	NKS160R140AC3P	
	150	NKS160R150AC3P	
	160	NKS160R160AC3P	
	175	NKS200R175AC3P	5770
	200	NKS200R200AC3P	

\*Ics=5kA

Description	EasyPact NKS 100	Unit LP [₹]	EasyPact NKS 125A to 200	Unit LP [₹]
<b>Auxiliary contacts (changeover) Multifunction</b>				
Auxiliary Switch 1 C/O	EZAUX10	800	AX1CT1L	760
Alarm Switch 1 C/O	EZAUX01	800	AL1CT1NR	850
Alarm - Auxiliary Switch	EZAUX11	1190		
<b>Spreaders</b>				
Spreaders *(Set Of 3) 3P	EZASPDR3P	320	NKSP13	305
<b>Phase Barriers</b>				
	EZAFASB2	200	-	-
<b>Rotary Handle</b>				
Direct Rotary handle	EZAROTDS	1135	-	-
Extended Rotary handle	EZAROTE	1670	NDHOMT1	1175
<b>Shunt Release</b>				
<b>AC</b>				
100-130 V	EZASHT100AC	1710	-	685
200-277 V	EZASHT200AC		SHT240ACT1L	
380-480 V	EZASHT380AC	-	-	-
440 V	-	-	-	-
<b>DC</b>				
24 V	EZASHT024DC	1710	-	-
48 V	EZASHT024DC		-	-
110 V	EZASHT048DC		-	-
220 V	-	-	-	-

**Note:**

- Contact customer care for other accessories

For details on non-standard references, technical parameters, stockable and non-stockable status, please contact Customer Care Centre.

NORMAL STOCK ITEMS

W.E.F. January 27, 2020

# Simpact NKS DC MCCB

## • Fixed Thermal Magnetic Settings

Breaking Capacity Icu as per IEC 60947-2	Rated Current	One Pole Reference	Unit MRP [₹]
5 kA 125VDC L/R = 10ms	10A	NKS100R010DC1P	1520
	15A	NKS100R015DC1P	
	20A	NKS100R020DC1P	
	30A	NKS100R030DC1P	
	40A	NKS100R040DC1P	
	50A	NKS100R050DC1P	
	60A	NKS100R060DC1P	
	75A	NKS100R075DC1P	
100A	NKS100R100DC1P		

## • Fixed Thermal Magnetic Settings

Breaking Capacity Icu as per IEC 60947-2	Rated Current	Two Pole Reference*	Unit MRP [₹]	Three Pole Reference	Unit MRP [₹]
10 kA 250VDC L/R = 10ms	10A	NKS100R010DC2P	4495	NKS100R010DC3P	5125
	15A	NKS100R015DC2P		NKS100R015DC3P	
	20A	NKS100R020DC2P		NKS100R020DC3P	
	25A	NKS100R025DC2P	On request	NKS100R025DC3P	On request
	30A	NKS100R030DC2P		NKS100R030DC3P	
	40A	NKS100R040DC2P	4495	NKS100R040DC3P	5125
	50A	NKS100R050DC2P		NKS100R050DC3P	
	60A	NKS100R060DC2P		NKS100R060DC3P	
	75A	NKS100R075DC2P	8415	NKS100R075DC3P	9250
	100A	NKS100R100DC2P		NKS100R100DC3P	
	110A	NKS160R110DC2P		NKS160R110DC3P	
	125A	NKS160R125DC2P	On request	NKS160R125DC3P	9250
	140A	NKS160R140DC2P		NKS160R140DC3P	
	150A	NKS160R150DC2P	8415	NKS160R150DC3P	9980
	160A	NKS160R160DC2P	8415	NKS160R160DC3P	
	175A	NKS200R175DC2P	8675	NKS200R175DC3P	
200A	NKS200R200DC2P	NKS200R200DC3P			

**Note:** \*2 Pole MCCB shall be in 3P dimensions.

Spreaders are supplied as standard only with NKS200R for lower ratings consider spreader prices extra

## Simpact NKS DC Accessories

Voltage	Reference	Unit LP [₹]
<b>Shunt Release</b>		
<b>AC</b>		
240 V	SHT240ACT1L	685
<b>Under Voltage Release</b>		
<b>AC</b>		
220 V	UVT220/240ACT1 <input checked="" type="checkbox"/>	1850

Description	Reference	Unit LP [₹]
<b>Auxiliary contacts (changeover)</b>		
Auxiliary Switch 1 C/O	AX1CT1L	760
Alarm Switch 1 C/O	AL1CT1NR	850
<b>Rotary handles</b>		
Standard extended rotary handle	NDHOMT1	1175
<b>Spreaders</b>		
Spreaders (Set of 3) 3P	NKSP13 <input checked="" type="checkbox"/>	305

For details on non-standard references, technical parameters, stockable and non-stockable status, please contact Customer Care Centre.

NORMAL STOCK ITEMS

W.E.F. January 27, 2020

# Unique Modular Ground Fault Protection


## Earth Fault Protection for EasyPact CVS/ ComPact NSX MCCBs

### Modular Device for EasyPact CVS/ ComPact NSX Range Moulded Case Circuit Breakers

- Adjustable earth fault sensitivity selection 10 to 60%
- Adjustable time delay Inst/ 0.5 - 3 sec.
- System healthiness check through LED indication
- Individual fault indication for OL/SC, EF when used with ComPact NSX & EasyPact CVS (Optional)
- Test facility to check healthiness of earth fault protection system without tripping MCCB
- Suitable for 3P3W & 3P4W electrical distribution network



Protection of electrical distribution network against fire



MCCB Frame	Relay Module rated current	3 Ph + 3W Reference	Unit MRP [₹]	3 Ph + 4W Reference	Unit MRP [₹]
CVS/NSX100	32, 40, 50, 63, 80, 100	GFP11CT13P <input checked="" type="checkbox"/>	5280	GFP11CT14P <input checked="" type="checkbox"/>	5790
CVS/NSX 160 / 250	125, 160, 200, 250	GFP12CT23P <input checked="" type="checkbox"/>	6000	GFP12CT24P <input checked="" type="checkbox"/>	6780
CVS/NSX 400 / 630	400, 630	GFP13CT33P <input checked="" type="checkbox"/>	9070	GFP13CT34P <input checked="" type="checkbox"/>	9910
CVS 800	800	GFP14CT43P	11190	GFP14CT44P	12520

**Note:** Kindly order one no. Shunt trip coil along with one Ground Fault Protection Module for CVS100 to 630. Order one auxiliary contact alongwith shunt coil for CVS800.

For details on non-standard references, technical parameters, stockable and non-stockable status, please contact Customer Care Centre.

NORMAL STOCK ITEMS

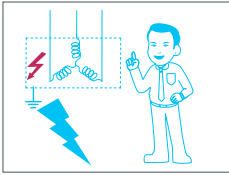
W.E.F. January 27, 2020



# Earth Leakage Protection

Earth Leakage Protection is obtained by: Fitting a VIGI Module on the Circuit Breakers

## VIGI Module Earth Leakage Device for EasyPact CVS/ ComPact NSX Range Moulded Case Circuit Breakers



Protection of people



VIGI Module



CVS + VIGI



NSX + VIGI

- Compliance with Standards - IEC60947-2 appendix B, IEC 60255-4 and IEC60801-2 to 5 covering protection against nuisance tripping due to:
  - Transient overvoltages, lightning strikes
  - Switching of devices on the distribution system
  - Electrostatic discharges and radio frequency disturbances
- Device can be equipped with multifunction aux contact of MCCB to remotely signal tripping due to earth fault
- Self powered - "no aux supply required"
- Instantaneous tripping at 30mA in less the 40ms for human protection
- Direct acting device - no shunt/UV release required in MCCB

MCCB Frame	Type	Three Pole <sup>(1)</sup> Reference	Unit MRP [₹]	Four Pole Reference	Unit MRP [₹]
CVS/NSX - 100/160	ME	LV429212	13345	LV429213	14420
CVS/NSX - 100/160	MH	LV429210 <input checked="" type="checkbox"/>	17145	LV429211	18945
CVS/NSX - 250	MH	LV431535	19365	LV431536	19800
CVS/NSX - 400/630	MB	LV432455	47965	LV432456	49950

ME Type	MH Type	MB Type
<ul style="list-style-type: none"> <li>• Sensitivity - 300mA (fixed)</li> <li>• Instantaneous time delay</li> <li>• Fixed &lt; 40ms</li> </ul>	<ul style="list-style-type: none"> <li>• Sensitivity - adjustable</li> <li>• 30mA - 300mA-1A-3A-10A</li> <li>• Instantaneous time delay(ms)</li> <li>• 0 - 60 <sup>(2)</sup> - 150 <sup>(2)</sup> - 310 <sup>(2)</sup></li> </ul>	<ul style="list-style-type: none"> <li>• Sensitivity - adjustable</li> <li>• 300mA-1A-3A-10A -30A</li> <li>• Instantaneous time delay (ms)</li> <li>• 0 - 60 - 150 - 310</li> </ul>

(1) Vigi 3P modules may also be used on 3P circuit breaker used for single phase or two phase protection

(2) If the sensitivity is set to 30mA, there is no time delay, whatever the time delay setting

## Insulation monitoring module for EasyPact CVS/ ComPact NSX Range Moulded Case Circuit Breakers



- Settings: 100 - 200 - 500 - 1000mA
- Indication by Red LED without tripping the circuit breaker
- Option for installing auxiliary contact for remote indication/tripping

Description	Three Pole Reference	Unit MRP [₹]	Four Pole Reference	Unit MRP [₹]
<b>CVS/NSX 100- 250A</b>				
220 to 440V AC	LV429459	15505	LV429460	16660
Connection for a 4P insulation monitoring module on a 3P breaker	-	-	LV429214	6400
<b>CVS/NSX 400- 630A</b>				
220 to 440V AC	LV432659	24550	LV432660	27395
Connection for a 4P insulation monitoring module on a 3P breaker	-	-	LV432457	18050

For details on non-standard references, technical parameters, stockable and non-stockable status, please contact Customer Care Centre.


NORMAL STOCK ITEMS

W.E.F. January 27, 2020

Earth Leakage Protection is obtained by:

- Installing a MicroLogic 7.0.A control unit (ComPact NS800 - 3200A/ MasterPact NT/NW ACB)
- Using Vigirex Relays and separate Toroids or Rectangular Sensors

**Vigirex Relays**



Vigirex Relays along with Vigirex Sensors, may be used to add external Earth Leakage Protection to Circuit Breakers

- Sensitivity Adjustments from 30mA to 30A and time delay settings from (0-4.5 seconds)
- Closed Toroid up to 630A (30 to 300mm in diameter), Split Toroid up to 250A (46 to 110mm in diameter) or
- Rectangular sensor up to 3200A
- 400Hz Distribution System


**Note:** For further details, please contact our nearest Sales Office.

Type	Control Voltage	Din rail mount Reference	Unit MRP [₹]	Front panel mount Reference	Unit MRP [₹]
RH10 with local manual fault reset	220/240VAC	56130	10495	56230	11530
Sensitivity=0.03A	380/415VAC	56140		56240	
RH99 with local manual fault reset	220/240VAC	56173	15860	56273	17170
Sensitivity = 0.03- 30A & time delay= 0-4.5s	380/415VAC	56174	17490	56274	18030
RH197P with local manual or automatic fault reset	220/240VAC		-	56507*	19415
Sensitivity = 0.03- 30A & time delay= 0-4.5s	380/415VAC		-	56508*	28850
RH197P with local manual or automatic fault reset	220/240VAC		-	56512**	27750
Sensitivity = 0.03- 30A & time delay= 0-4.5s	380/415VAC		-	56513**	20580

\* alarm at 50% of fault threshold

\*\* alarm at 100% of fault threshold

**Vigirex Sensors**




Type	Ie(A) Rated Operational Current	Inside Diameter (mm)	Reference	Unit MRP [₹]
TA30	65	30	50437	6690
PA50	85	50	50438	9325
IA80	160	80	50439	11105
MA120	250	120	50440	13360
SA200	400	200	50441	20755
GA300	630	300	50442	45010

**Note:** For vigirex relay with monitoring and communication facility, contact nearest sales office.

For details on non-standard references, technical parameters, stockable and non-stockable status, please contact Customer Care Centre.

NORMAL STOCK ITEMS

W.E.F. January 27, 2020



For Low Voltage Circuit Control and Isolation - Incomers for Distribution Boards

- Conforms to IEC 60947-3/IS 13947 - 3
- Rated operational voltages 500V/690V
- Range 40A to 2500A
- Rated operational current @ AC 23A
- No deration upto 60° C
- Positive contact indication
- Common accessories with ComPact NSX/single auxillary contact
- Making capacity enhanced with ComPact NSX upstream

Pole Description	Rated Operational Current	Reference	Unit LP [₹]
------------------	---------------------------	-----------	-------------

### Interpact Range of Switch Disconnectors

3-Pole	40 A AC-23A	28900	4450
	63 A AC-23A	28902	5380
	100 A AC-23A	28908	6340
	125 A AC-23A	28910	6910
	160 A AC-23A	28912	7700
	200 A AC-23A	31102	13380
	250 A AC-23A	31106	14130
	320 A AC-23A	31108	23010
	400 A AC-23A	31110	25930
4-Pole	630 A AC-23A	31114	26670
	40 A AC-23A	28901	4970
	63 A AC-23A	28903	5880
	100 A AC-23A	28909	6910
	125 A AC-23A	28911	7710
	160 A AC-23A	28913	8500
	200 A AC-23A	31103	14940
	250 A AC-23A	31107	15690
	320 A AC-23A	31109	26650
	400 A AC-23A	31111	27520
630 A AC-23A	31115	30850	

### Interpact Changeover Systems (Complete Assembly)

3-Pole	100 A AC-23A	31140	39240
	160 A AC-23A	31144	42710
	200 A AC-23A	31142	46970
	250 A AC-23A	31146	48280
	320 A AC-23A	31148	79840
	400 A AC-23A	31150	85240
4-Pole	630 A AC-23A	31154	86720
	100 A AC-23A	31141	44755
	160 A AC-23A	31145	48950
	200 A AC-23A	31143	55425
	250 A AC-23A	31147	57355
	320 A AC-23A	31149	87085
	400 A AC-23A	31151	89905
	630 A AC-23A	31155	102930

Description	Reference	Unit LP [₹]
-------------	-----------	-------------

#### Accessories

Optional front extended rotary handle INS 250 - black handle (Switch Disconnector)	LV431050	3895
Optional front extended rotary handle INS 320..630 - black handle (Switch Disconnector)	31052	5510
Optional front extended rotary handle INS 40..160 - black handle (Switch Disconnector)	LV428941	1980
6 phase separators - INS100..160	28959	865
6 phase separators - INS250	29329	1080
6 phase separators - INS400..630	LV432570	750

For details on non-standard references, technical parameters, stockable and non-stockable status, please contact Customer Care Centre.

NORMAL STOCK ITEMS

W.E.F. January 27, 2020



## Fuse solutions from the world leader in electrical distribution

- The most complete fuse device offer in single and double break - switch disconnector fuses, fuse switch disconnectors and disconnector fuses
- Double break and Single break offer.
- Short-circuit and overload protection
- Isolation
- On-load switching of circuits

### Range Details: NX range Switch Disconnecter Fuse

- 32A to 630A TP, TPN & FP version suitable for DIN/BS fuses.
- 4 break and 8 arcing zones
- IP20 Fuse protection cover is standard.

### Range Details: ISFT range Fuse Switch Disconnecter

- 100A to 630A TP, version suitable for DIN fuses.
- Single breaking and direct connection to busbars
- isolation with positive contact indication when the fuse-carrier assembly is in the open position (OFF).

### Range Details: ISFL range Vertical Fuse Switch Disconnecter

- 160A to 1250A TP, version suitable for DIN fuses.
- Single breaking and direct connection to busbars
- Two versions i.e Single pole or Three pole operation

- Complete Range from 32 to 630A in TP, TP+N & FP version suitable for DIN/BS fuses.
- 4 breaks and 8 arcing points
- IP20 Fuse Protection Cover is standard
- Higher Mechanical and Electrical life.

**Without Enclosure**

Rated Operational Current	Poles Description	DIN Type Reference	Unit LP [₹]	BS Type Reference	Unit LP [₹]
32 A	3P + N	NX032TPNDI <input checked="" type="checkbox"/>	2390	NX032TPNBS	2360
63 A	3P + N	NX063TPNDI <input checked="" type="checkbox"/>	3160	NX063TPNBS	3130
80 A	3P + N	NX080TPNDI	5970	NX080TPNBS	5690
100 A	3P	NX100TPXDI	6590		
	3P + N	NX100TPNDI <input checked="" type="checkbox"/>	6850	NX100TPNBS	6790
	4P	NX100FPXDI	7120		
125 A	3P	NX125TPXDI <input checked="" type="checkbox"/>	7690		
	3P + N	NX125TPNDI <input checked="" type="checkbox"/>	8400	NX125TPNBS	8310
160 A	4P	NX125FPXDI	9450		
	3P	NX160TPXDI	8470		
	3P + N	NX160TPNDI <input checked="" type="checkbox"/>	9160	NX160TPNBS	8620
200 A	4P	NX160FPXDI	10550		
	3P	NX200TPXDI	11210		
250 A	3P + N	NX200TPNDI <input checked="" type="checkbox"/>	11760	NX200TPNBS	10340
	4P	NX200FPXDI	13160		
	3P	NX250TPXDI	13740		
315 A	3P + N	NX250TPNDI <input checked="" type="checkbox"/>	14150	NX250TPNBS	13590
	4P	NX250FPXDI	16650		
400 A	3P	NX315TPXDI	17270		
	3P + N	NX315TPNDI <input checked="" type="checkbox"/>	17520	NX315TPNBS	17240
	4P	NX315FPXDI	On request		
630 A	3P	NX400TPXDI	23090		
	3P + N	NX400TPNDI <input checked="" type="checkbox"/>	23960	NX400TPNBS	22650
630 A	4P	NX400FPXDI	28880		
	3P	NX630TPXDI	34080		
630 A	3P + N	NX630TPNDI <input checked="" type="checkbox"/>	34860	NX630TPNBS	34500
	4P	NX630FPXDI	38870		

**Accessories/Spares**

Description	Reference	Unit LP [₹]
<b>NX032/NX063/NX080</b>		
Auxiliary contact for Fupact	NXAA11 <input checked="" type="checkbox"/>	500
Fuse holder for DIN NX032...NX080	NXHD1	240
Handle operating mechanism (HOM) NX032...NX080	NXR1	445
HOM shaft for NX/32/63/80	NXRS1	240
<b>NX100/NX125/NX160</b>		
Auxiliary contact for Fupact	NXBA11 <input checked="" type="checkbox"/>	580
Fuse holder DIN for BS type NX100...NX160	NXHB21	220
Fuse holder DIN for NX100...NX160	NXHD21	On request
Handle operating mechanism NX100...NX160	NXR2 <input checked="" type="checkbox"/>	850
Shaft for HOM for NX100...NX160	NXRS2	240
<b>NX200</b>		
Auxiliary contact for Fupact	NXBA11 <input checked="" type="checkbox"/>	580
Fuse holder for BS type NX200	NXHB22	230
Fuse holder for DIN NX200	NXHD22	260
Handle operating mechanism NX200	NXR2 <input checked="" type="checkbox"/>	850
Shaft for HOM for NX200	NXRS2A	295
<b>NX250/315/400</b>		
Auxiliary contact for Fupact	NXBA11 <input checked="" type="checkbox"/>	580
Handle operating mechanism for NX250...NX400	NXR3	880
Shaft for HOM for NX250...NX400	NXRS3	295
<b>NX630</b>		
Auxiliary contact for Fupact	NXBA11 <input checked="" type="checkbox"/>	580
Handle operating mechanism for NX630	NXR4	On request
Shaft for HOM for NX630	NXRS4	On request

**Note:** For other versions please contact our nearest Sales Office.

For details on non-standard references, technical parameters, stockable and non-stockable status, please contact Customer Care Centre.

NORMAL STOCK ITEMS

W.E.F. January 27, 2020



Future of Power Distribution

# MasterPact MTZ

LV Circuit Breakers & Switch Disconnectors  
from 630A to 6300A



# NOW, YOU'RE READY...

Built on the legendary performance and reliability of the MasterPact range.

MasterPact MTZ circuit breakers prepare you for the future of power distribution with smart connectivity, remote monitoring, and easy customization via digital modules.

- Intuitive EcoStruxure Power Device App smartphone app for easy operation and maintenance
- Precise Class 1 power meter built in for energy-saving capabilities
- Easy customization with digital modules
- Intuitive MicroLogic™ X control unit
- Easy installation using established architectures
- Seamless integration with building and energy management systems with EcoStruxure architectures
- Designed and tested to applicable standards for ANSI, UL, and IEC
- Low migration cost from MasterPact NT/NW to MasterPact MTZ



With MasterPact MTZ breakers, enhanced performance and connectivity equip you for the future of power distribution.

- Available from 630A to 6300A
- Breaking capacity upto 150kA
- Fixed & Draw-Out version





# MasterPact MTZ

## A new digital user experience

With the MasterPact MTZ circuit breaker, every stage of the project - from designing and configuring to operating and maintaining - is streamlined using its digital capabilities.

### DESIGN



**EcoStruxure Power Design software**  
Single-line diagram design software that calculates and sizes your electrical installation.

**EcoStruxure Power Build software**  
Quick configuration and quotation tool for switchboards.

### CONFIGURE AND ORDER



**Product Selector**  
Configure MasterPact MTZ to save time and ensure accuracy.

**MySE**  
Order your MasterPact MTZ online

### BUILD AND COMMISSION



**EcoStruxure Power Commission software**  
Commission and upgrade easily with protection setting and factory-acceptance test.

### OPERATE AND MAINTAIN



**Monitor with EcoStruxure Power software**  
Obtain data visualization and reporting for increased efficiency.

### Remote, continuous notifications




**The Facility Expert maintenance logbook app.**  
Track facility data and receive alerts in case of power events and scheduled maintenance.


### Operate with your smartphone

Locally in the facility room  
Ecostruxure Power Device App

Android



iOS



**EcoStruxure Power monitoring software**  
Power Monitoring Expert  
Power SCADA Operation  
Building Operation  
Facility Advisor

### Operate with MicroLogic X control unit



Locally in the facility room  
Status "at a glance"

**GoDigital store**  
Purchase additional digital modules for even more visibility and efficiency over the MasterPact MTZ circuit breaker life cycle.



## Overview of MicroLogic X Trip Unit

### Measurement

Energy management is the challenge of present & future generations. To meet this requirement MicroLogic X incorporates all the measuring functions of a power meter including **Energy Class 1 accuracy** third-party certified.

### Maintenance & Diagnostics

Optimal continuity of services as well as extended life of equipment is one of customers main concerns. For that purpose **MicroLogic X integrates new extended diagnosis** and assistance to maintenance.

### Protection

Improvement of the reliability of MicroLogic X, dual settings and additional facilities **increase the performance and the flexibility** of low voltage systems of protection.



## 14 Optional 24/7 downloadable digital modules dedicated to upgrading MicroLogic X

- Undervoltage and overvoltage
- Underfrequency and overfrequency
- Reverse active power
- IDMTL overcurrent protection
- Directional overcurrent
- Ground-fault alarm
- Energy Reduction Maintenance Settings
- Energy per phase
- Individual harmonics analysis
- Power restoration assistant
- MasterPact operation assistant
- Waveform capture on trip event
- IEC 61850 for MasterPact MTZ
- Modbus legacy dataset

### Communication

- It is now common practice to make available most of the information processed by a Protection Control Unit, locally for network operation and maintenance, as well as remotely for higher functions of control, monitoring, energy efficiency and assets management.
- To comply with this requirement, MicroLogic X control units **incorporate several channels of communication, including Ethernet, Modbus SL and wireless communication facilities.**

The Benchmark for Power Circuit Breakers around the world

# MasterPact NT/NW

LV power circuit breakers 630 to 6300 A



Network Protection



Supervision



ComPact

AIR PROCESS

# MasterPact NT and NW

## The Benchmark For Power Circuit Breakers Around The World



Ethernet ready MasterPact NT and NW breakers, setting the standard for performance, safety, connectivity and built-in metering; all in optimized frame sizes

- Ethernet based monitoring, control, alarm notification for energy, asset and network management
- Built-in energy metering with combined accuracy class of 2% for improved energy efficiency
- MasterPact is suitable for heavy duty applications



**Building    Energy    Industry    Datacenter**  
**& Infrastructure**

- MasterPact is an answer to specific applications:
  - 1000V for mining applications
  - Direct current networks
  - Corrosion protection
  - Switch disconnectors and earthing switches

### Range Details:

- 630A to 6300A
- Breaking Capacity upto 150kA
- Fixed, Draw out type
- Flexible terminal orientation enables horizontal or vertical alignment changes in the field\*

\*Not Applicable for 4000A and 6300A

# MicroLogic Trip System Overview of functions

## MicroLogic name codes

**2.0 E**  
X Y Z

### X: type of protection

- 2 for basic protection
- 5 for selective protection
- 6 for selective + earth-fault protection
- 7 for selective + earth-leakage protection.

### Y: control-unit generation

Identification of the control-unit generation.  
"0" signifies the first generation.

### Z: type of measurement

- E for "Energy"
- P for "power meter"
- H for "harmonic meter".



## Measurements and programmable protection

■  $I_{11}$ ,  $I_{21}$ ,  $I_{31}$ ,  $I_{N1}$ ,  $I_{\text{earth-fault}}$ ,  $I_{\text{earth-leakage}}$  and maximeter for these measurements

- fault indications
- settings in amperes and in seconds.
- calculates the current demand value
- "Quickview" function for the automatic cyclical display of the most useful values (as standard or by selection).

### P: E + power meter + programmable protection

- measurements of V, A, W, VAR, VA, Wh, VARh, VAh, Hz, Vpeak, Apeak, power factor and maximeters and minimeters
- IDMTL long-time protection, minimum and maximum voltage and frequency, voltage and current imbalance, phase sequence, reverse power
- load shedding and reconnection depending on power or current measurements of interrupted currents, differentiated fault indications,
- maintenance indications, event histories and time-stamping, etc.


### H: P + harmonics

- power quality: fundamentals, distortion, amplitude and phase of harmonics up to the 31st order
- waveform capture after fault, alarm or on request
- enhanced alarm programming: thresholds and actions.



# MicroLogic Trip Unit

Energy efficiency, now within your reach



		E 'Energy'	P 'Power'	H 'Harmonics'
Measuremen	Current , maximeter	●	●	●
	Voltage, PF, Power, demand, energy	●	●	●
	Cos-φ, frequency, per phase, advanced protection		●	●
	Harmonics, waveform capture, enhanced alarms			●
Protection	2 (L, I)	2.0 E		
	5 (L, S, I)	5.0 E	5.0 P	5.0 H
	6 (L, S, I,G)	6.0 E	6.0 P	6.0 H
	7 (L, S, I, V)		7.0 P	7.0 H

## Solar PVDC ACB Offer

MasterPact NW HADCD - PV switch disconnectors



- 2000A and 4000A @ 1000V DC
- Short Circuit Withstand Capacity upto 85kA 1sec
- Fixed and Draw out type
- High Mechanical and Electrical life

## ATS Kit

Suitable for MasterPact NT/ NW ACB

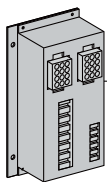
This Kit comprises of :

- Adaptation fixture & set of two cables for mechanical interlocking
- IVE unit for Electrical Interlocking
- ACP control Plate
- UA/BA controller

\*Note: For ATS with MasterPact NT/NW ACB, order 2 nos. of ACB's with ready to close PF contact + 1 no. ATS Kit



ACP Unit



IVE Unit



Controller



Mechanical interlocking using cable

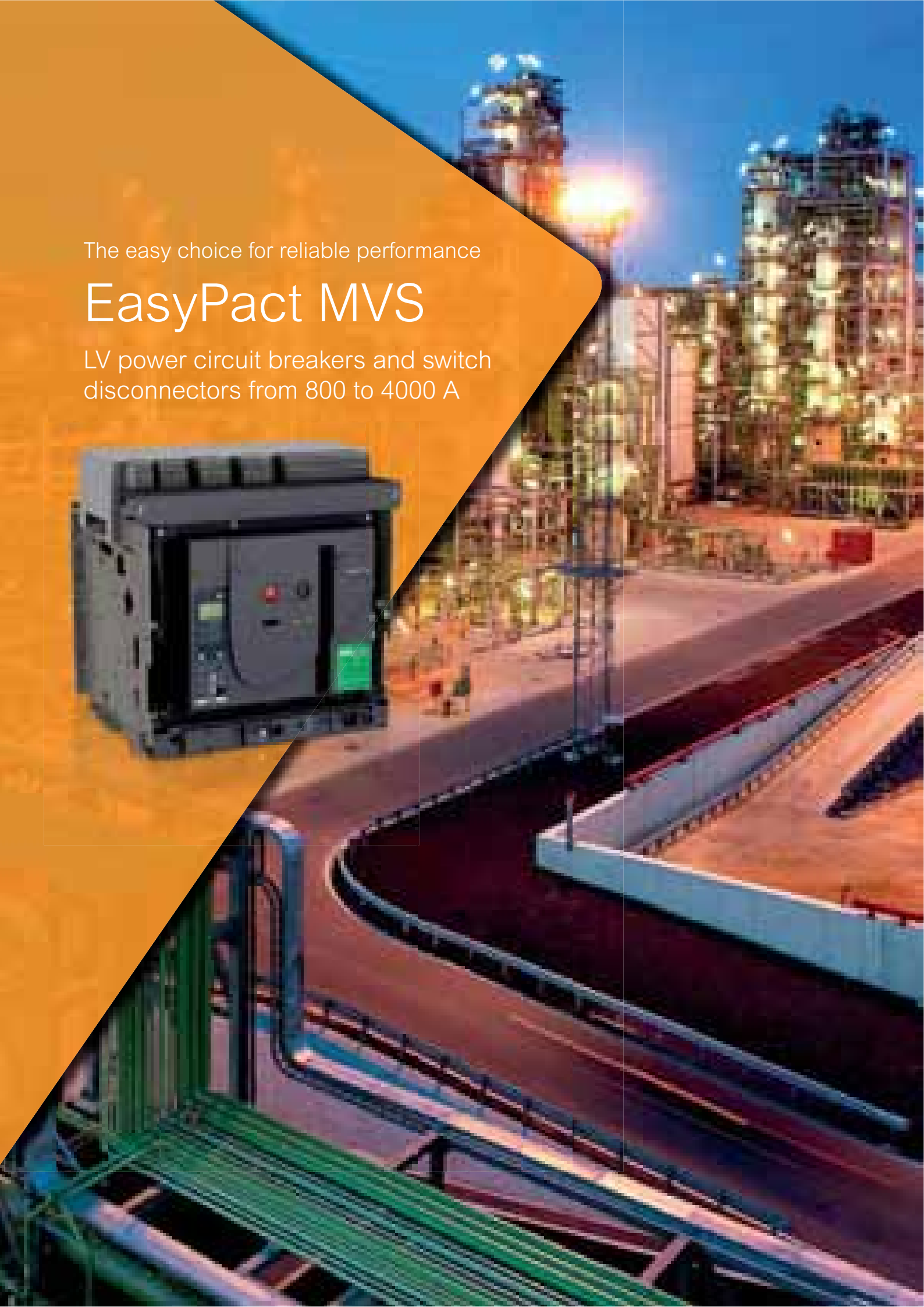
Description	Reference	Unit MRP [₹]
ATS Kit for MasterPact NT EDO type with BA 415VAC controller	INA_NTDOB4	On request
ATS Kit for MasterPact NT EDO type with UA 415VAC controller	INA_NTDOU4	On request
ATS Kit for MasterPact NW EDO type with BA 415VAC controller	INA_NWDOB4 <input checked="" type="checkbox"/>	On request
ATS Kit for MasterPact NW EDO type with UA 415VAC controller	INA_NWDOU4 <input checked="" type="checkbox"/>	On request

\*\*ATS Kit with for Fixed Breaker and BA controller with 240VAC, contact our customer care

The easy choice for reliable performance

# EasyPact MVS

LV power circuit breakers and switch  
disconnectors from 800 to 4000 A



# EasyPact MVS

The easy choice for reliable performance



- Thermal memory ensures safe tripping in case of consecutive faults
- In-built ZSI feature facilitates intelligent discrimination and enhances installation life
- Mechanical ready to close features checks all safety parameters before closing for enhanced safety
- Trip unit with built in current & voltage metering for easy access to important electrical parameters
- Best in class break time of 25ms creates lower stress on installation
- Pollution degree 4 allows the breaker to operate in harsh environments
- LED bargraph ensures easy access to % phase wise loading information
- Ap protection feature standard in all trip units

## Range Details:


- Single frame for 800A to 4000A
- Fixed, Draw out type
- Entire Range  $I_{cu}=I_{cs}=I_{cw}=50kA$  for 1sec @440V
- Suitability for applications up to 690 V
- Flexible terminal orientation enables horizontal or vertical alignment changes in the field\*

\*Not possible for 4000A



# ET/ETA/ETV Trip System

A step towards intelligent Electrical Distribution Network



	ET TRIP UNIT	ETA Trip Unit	ETV TRIP UNIT
<b>Features</b>	Current Metering		●
	Voltage Metering		●
	ZSI	●	●
	% Loading Bar Graph for each phase	●	●
	Thermal Memory	●	●
	Last 10 Trip History		
<b>Protection</b>	2 (L, I)	2L	2A
		6G	6A

## EasyPact ACB Communication Module



**Connect**



**Control**




**Manage**

Make Communication architecture affordable and Easy to maintain

- Connect, Control & Manage three ACBs from one communication module having RS485 port with Modbus RTU protocol.
  - a. Connect breaker ON/OFF status (OF) Breaker trip status (SDE), ready to close status (PF)
  - b. Control remote open/close of air circuit breakers.
  - c. Manage one analog input (4-20mA)



EasyPact MVS communication module connect and control ACB on Modbus Communication architecture.



Material Description	Reference	Unit LP [₹]
EasyPact MVS Communication module .... EasyCom	MVS21430	11230


For details on non-standard references, technical parameters, stockable and non-stockable status, please contact Customer Care Centre.

NORMAL STOCK ITEMS

W.E.F. January 27, 2020

# EasyPact MVS Draw-out ACB

## Draw-out type Circuit breakers and Switch Disconnectors 800-4000A



- Conforms to IS/ IEC 60947-2 & 3
- Microprocessor based ET trip systems with thermal memory
- No derating up to 50°C
- Zone Selective Interlocking
- Fully rated neutral with inbuilt protection
- Pre trip alarm & individual fault indicating LEDs
- ET6L provides Overload, Short-circuit, Instantaneous & Earth-fault protections
- Icu=Ics=Icw(1sec) = 50kA @ 440V AC

### Draw-out Type circuit breaker with Microprocessor based ET6G Trip Unit (without display)

Rating In (A)	3P Draw-Out Manual Reference	Unit LP [₹]	3P Draw-Out Electrical Reference	Unit LP [₹]	4P Draw-Out Manual Reference	Unit LP [₹]	4P Draw-Out Electrical Reference	Unit LP [₹]
800	MVS08N3MW6L	190010	MVS08N3NW6L	239900	MVS08N4MW6L	238480	MVS08N4NW6L	288370
1000	MVS10N3MW6L	199610	MVS10N3NW6L	249500	MVS10N4MW6L	249860	MVS10N4NW6L	299750
1250	MVS12N3MW6L	222250	MVS12N3NW6L	272140	MVS12N4MW6L	276730	MVS12N4NW6L	326620
1600	MVS16N3MW6L	252600	MVS16N3NW6L	302490	MVS16N4MW6L	308220	MVS16N4NW6L	358110
2000	MVS20N3MW6L	311620	MVS20N3NW6L	361510	MVS20N4MW6L	382700	MVS20N4NW6L	432590
2500	MVS25N3MW6L	385250	MVS25N3NW6L	435140	MVS25N4MW6L	468140	MVS25N4NW6L	518030
3200	MVS32N3MW6L	467820	MVS32N3NW6L	517710	MVS32N4MW6L	573620	MVS32N4NW6L	623510
4000	MVS40N3MW6L	572170	MVS40N3NW6L	622060	MVS40N4MW6L	731820	MVS40N4NW6L	781710

### EasyPact MVS Draw out ACB

ACB variants	LP changes for product Configuration w.r.t. ACB having ET6G trip unit.		How to arrive at new reference number*
Switch Disconnector version (without trip unit)	Reduce	₹19300	<b>Example :</b> ACB reference with ET6G trip unit - MVS08N3MW6L. For switch disconnector reference <b>replace 6L by 0D</b> i.e MVS08N3MW0D
ACB with ET6A trip unit (LCD display with Current Metering)	Add	₹9200	<b>Example :</b> ACB reference with ET6G trip unit - MVS08N3MW6L. For ACB reference with ET6A trip unit <b>replace 6L by 6A</b> i.e MVS08N3MW6A
ACB with ET6V trip unit (LCD display with Current Metering & Voltage Metering and Last 10 Trip History)	Add	₹21200	<b>Example :</b> ACB reference with ET6G trip unit - MVS08N3MW6L. For ACB reference with ET6V trip unit <b>replace 6L by 6V</b> i.e MVS08N3MW6V

\*- Same Philosophy for 3 Pole/ 4 Pole and Manual/ Electrical References

#### Note:

All draw-out type circuit breakers will be supplied with:

- Top and Bottom horizontal terminations.
  - 1 No. Electrical fault indication Contact (SDE).
  - No. Auxiliary contact block (OF) with 4 C/O contacts.
  - Safety shutters on Chassis & door sealing frame- Escutcheon (CDP).
- All electrical operated breakers are supplied with motor mechanism (MCH), closing coil (XF) & shunt release (MX) (Voltage ratings to be specified by customer & duty filled in ACB Order form)
  - External Neutral CT required for highly un-balanced TP-N system has to be ordered at extra price.
  - Any other accessories are optional at extra price.

For details on non-standard references, technical parameters, stockable and non-stockable status, please contact Customer Care Centre.

NORMAL STOCK ITEMS

W.E.F. January 27, 2020

# EasyPact MVS Draw-out ACB

## Draw-out type Circuit breakers and Switch Disconnectors 800-4000A



- Conforms to IS/ IEC 60947-2 & 3
- Microprocessor based ET trip systems with thermal memory
- No derating up to 50°C
- Fully rated neutral with inbuilt protection
- Pre trip alarm & individual fault indicating LEDs
- ET2L provides Overload & Short-circuit protections
- $I_{cu}=I_{cs}=I_{cw}(1sec) = 50kA @ 440V AC$

### Draw-out Type circuit breaker with Microprocessor based ET2L Trip Unit (without display)

Rating In (A)	3P Draw-Out Manual Reference	Unit LP [₹]	3P Draw-Out Electrical Reference	Unit LP [₹]	4P Draw-Out Manual Reference	Unit LP [₹]	4P Draw-Out Electrical Reference	Unit LP [₹]
800	MVS08N3MW2L	182610	MVS08N3NW2L	232500	MVS08N4MW2L	231080	MVS08N4NW2L	280970
1000	MVS10N3MW2L	192210	MVS10N3NW2L	242100	MVS10N4MW2L	242460	MVS10N4NW2L	292350
1250	MVS12N3MW2L	214850	MVS12N3NW2L	264740	MVS12N4MW2L	269330	MVS12N4NW2L	319220
1600	MVS16N3MW2L	245200	MVS16N3NW2L	295090	MVS16N4MW2L	300820	MVS16N4NW2L	350710
2000	MVS20N3MW2L	304220	MVS20N3NW2L	354110	MVS20N4MW2L	375300	MVS20N4NW2L	425190
2500	MVS25N3MW2L	377850	MVS25N3NW2L	427740	MVS25N4MW2L	460740	MVS25N4NW2L	510630
3200	MVS32N3MW2L	460420	MVS32N3NW2L	510310	MVS32N4MW2L	566220	MVS32N4NW2L	616110
4000	MVS40N3MW2L	564770	MVS40N3NW2L	614660	MVS40N4MW2L	724420	MVS40N4NW2L	774310

### EasyPact MVS Draw out ACB

ACB variants	LP changes for product Configuration w.r.t. ACB having ET2L trip unit.		How to arrive at new reference number*
ACB with ET2A trip unit (LCD display with Current Metering)	Add	₹4600	<b>Example :</b> ACB reference with ET2L trip unit - MVS08N3MW2L. For ACB reference with ET2A trip unit <b>replace 2L by 2A</b> i.e MVS08N3MW2A
ACB with ET2V trip unit (LCD display with Current Metering & Voltage Metering and Last 10 Trip History)	Add	₹13800	<b>Example :</b> ACB reference with ET2L trip unit - MVS08N3MW2L. For ACB reference with ET2V trip unit <b>replace 2L by 2V</b> i.e MVS08N3MW2V

AC\* Same Philosophy for 3 Pole/ 4 Pole and Manual/ Electrical References

#### Note:

All draw-out type circuit breakers will be supplied with:

- Top and Bottom horizontal terminations.
  - 1 No. Electrical fault indication Contact (SDE).
  - 1 No. Auxiliary contact block (OF) with 4 C/O contacts.
  - Safety shutters on Chassis & door sealing frame- Escutcheon (CDP).
- All electrical operated breakers are supplied with motor mechanism (MCH), closing coil (XF) & shunt release (MX).
  - External Neutral CT required for highly un-balanced TP-N system has to be ordered at extra price.
  - Any other accessories are optional at extra price.


For details on non-standard references, technical parameters, stockable and non-stockable status, please contact Customer Care Centre.

NORMAL STOCK ITEMS

W.E.F. January 27, 2020

# EasyPact MVS Fixed ACB

## Fixed type Circuit breakers & Switch Disconnectors 800-4000A



- Conforms to IS/ IEC 60947-2 & 3
- Microprocessor based ET trip systems with thermal memory
- No derating up to 50° C
- Zone Selective Interlocking
- Fully rated neutral with inbuilt protection
- Pre trip alarm & individual fault indicating LEDs
- $I_{cu}=I_{cs}=I_{cw}(1\text{sec})=50\text{kA}@440\text{V AC}$

### Fixed Type circuit breaker with Microprocessor based ET6G Trip Unit (without display)

Rating in (A)	3P Fix Manual Reference	Unit LP [₹]	3P Fix Electrical Reference	Unit LP [₹]	4P Fix Manual Reference	Unit LP [₹]	4P Fix Electrical Reference	Unit LP [₹]
800	MVS08N3MF6L	141680	MVS08N3NF6L	191570	MVS08N4MF6L	180140	MVS08N4NF6L	230030
1000	MVS10N3MF6L	155090	MVS10N3NF6L	204980	MVS10N4MF6L	195640	MVS10N4NF6L	245530
1250	MVS12N3MF6L	178260	MVS12N3NF6L	228150	MVS12N4MF6L	222710	MVS12N4NF6L	272600
1600	MVS16N3MF6L	197870	MVS16N3NF6L	247760	MVS16N4MF6L	255770	MVS16N4NF6L	305660
2000	MVS20N3MF6L	234630	MVS20N3NF6L	284520	MVS20N4MF6L	306640	MVS20N4NF6L	356530
2500	MVS25N3MF6L	286040	MVS25N3NF6L	335930	MVS25N4MF6L	361390	MVS25N4NF6L	411280
3200	MVS32N3MF6L	409460	MVS32N3NF6L	459350	MVS32N4MF6L	505200	MVS32N4NF6L	555090
4000	MVS40N3MF6L	504240	MVS40N3NF6L	554130	MVS40N4MF6L	632160	MVS40N4NF6L	682050

### EasyPact MVS Fix ACB

ACB variants	LP changes for product Configuration w.r.t. ACB having ET6G trip unit.		How to arrive at new reference number*
Switch Disconnector version (without trip unit)	Reduce	₹19300	<b>Example :</b> ACB reference with ET6G trip unit - MVS08N3MF6L. For switch disconnector reference <b>replace 6L by 0D</b> i.e MVS08N3MF0D
ACB with ET6A trip unit (LCD display with Current Metering)	Add	₹9200	<b>Example :</b> ACB reference with ET6G trip unit - MVS08N3MF6L. For ACB reference with ET6A trip unit <b>replace 6L by 6A</b> i.e MVS08N3MF6A
ACB with ET6V trip unit (LCD display with Current Metering & Voltage Metering and Last 10 Trip History)	Add	₹21200	<b>Example :</b> ACB reference with ET6G trip unit - MVS08N3MF6L. For ACB reference with ET6V trip unit <b>replace 6L by 6V</b> i.e MVS08N3MF6V

\* Same Philosophy for 3 Pole/ 4 Pole and Manual/ Electrical References

#### Note:

All Fix type circuit breakers will be supplied with:

- horizontal / vertical terminal
  - 1 No. Electrical fault indication Contact (SDE).
  - 1 No. Auxiliary contact block (OF) with 4 C/O contacts.
  - door sealing frame- Escutcheon (CDP).
- All switch disconnectors are without protection
  - All electrical operated breakers are supplied with motor mechanism (MCH), closing coil (XF) & shunt release (MX).
  - External Neutral CT required for highly un-balanced TP-N system has to be ordered at extra price.
  - Any other accessories are optional at extra price.

For details on non-standard references, technical parameters, stockable and non-stockable status, please contact Customer Care Centre.

NORMAL STOCK ITEMS

W.E.F. January 27, 2020

- Conforms to IS/ IEC 60947-2 & 3
- Microprocessor based ET trip systems with thermal memory
- No derating up to 50° C
- Fully rated neutral with inbuilt protection
- Pre trip alarm & individual fault indicating LEDs
- $I_{cu}=I_{cs}=I_{cw}(1\text{sec})=50\text{kA @ }440\text{V AC}$

### Fixed Type circuit breaker with Microprocessor based ET2L Trip Unit (without display)

Rating in (A)	3P Fix Manual Reference	Unit LP [₹]	3P Fix Electrical Reference	Unit LP [₹]	4P Fix Manual Reference	Unit LP [₹]	4P Fix Electrical Reference	Unit LP [₹]
800	MVS08N3MF2L	134280	MVS08N3NF2L	184170	MVS08N4MF2L	172740	MVS08N4NF2L	222630
1000	MVS10N3MF2L	147690	MVS10N3NF2L	197580	MVS10N4MF2L	188240	MVS10N4NF2L	238130
1250	MVS12N3MF2L	170860	MVS12N3NF2L	220750	MVS12N4MF2L	215310	MVS12N4NF2L	265200
1600	MVS16N3MF2L	190470	MVS16N3NF2L	240360	MVS16N4MF2L	248370	MVS16N4NF2L	298260
2000	MVS20N3MF2L	227230	MVS20N3NF2L	277120	MVS20N4MF2L	299240	MVS20N4NF2L	349130
2500	MVS25N3MF2L	278640	MVS25N3NF2L	328530	MVS25N4MF2L	353990	MVS25N4NF2L	403880
3200	MVS32N3MF2L	402060	MVS32N3NF2L	451950	MVS32N4MF2L	497800	MVS32N4NF2L	547690
4000	MVS40N3MF2L	496840	MVS40N3NF2L	546730	MVS40N4MF2L	624760	MVS40N4NF2L	674650

### EasyPact MVS Fix ACB

ACB variants	LP changes for product configuration w.r.t. ACB having ET2L trip unit		How to arrive at new reference number
ACB with ET2A trip unit (LCD display with Current Metering)	Add	₹4600	<b>Example :</b> ACB reference with ET2L trip unit - MVS08N3MF2L. <b>For ACB reference with ET2A trip unit replace 2L by 2A</b> i.e MVS08N3MF2A
ACB with ET2V trip unit (LCD display with Current Metering & Voltage Metering and Last 10 Trip History)	Add	₹13800	<b>Example :</b> ACB reference with ET2L trip unit - MVS08N3MF2L. <b>For ACB reference with ET2V trip unit replace 2L by 2V</b> i.e MVS08N3MF2V

\* Same Philosophy for 3 Pole/ 4 Pole and Manual/ Electrical References

Note:

All Fix type circuit breakers will be supplied with:

- horizontal / vertical terminal
  - 1 No. Electrical fault indication Contact (SDE).
  - 1 No. Auxiliary contact block (OF) with 4 C/O contacts.
  - door sealing frame- Escutcheon (CDP).
- All switch disconnectors are without protection
  - All electrical operated breakers are supplied with motor mechanism (MCH), closing coil (XF) & shunt release (MX).
  - External Neutral CT required for highly un-balanced TP-N system has to be ordered at extra price.
  - Any other accessories are optional at extra price.

For details on non-standard references, technical parameters, stockable and non-stockable status, please contact Customer Care Centre.

NORMAL STOCK ITEMS

W.E.F. January 27, 2020

Component	Specification	Reference	Unit LP [₹]
<b>Gear Motor (MCH)</b>			
AC 50/60 Hz	100/130 V	47893	39690
	200/240 V	47894 <input checked="" type="checkbox"/>	
	380/415 V	47896	
DC	24/30 V	47888	
	48/60 V	47889	
	100/125 V	47890	
	200/250 V	47891	
<b>Closing Release (XF)</b>			
AC 50/60 Hz DC	24/30 V DC	33659	5780
	48/60 V DC	33660	
	100/130 V AC/DC	MVS15511 <input checked="" type="checkbox"/>	
	200/250 V AC/DC	MVS15512 <input checked="" type="checkbox"/>	
	380/480 V AC	MVS15513	
<b>Opening Release (MX)</b>			
AC 50/60 Hz DC	24/30 V DC, 24 V AC	33659	5780
	48/60 V DC, 48 V AC	33660	
	100/130 V AC/DC	33661 <input checked="" type="checkbox"/>	
	200/250 V AC/DC	33662 <input checked="" type="checkbox"/>	
	380/480 V AC	33664 <input checked="" type="checkbox"/>	
<b>Terminal Block</b>			
For drawout circuit breaker		47849	210
<b>Under Voltage Release (MN)</b>			
AC 50/60 Hz DC	24/30 V DC, 24 V AC	33668	5780
	48/60 V DC, 48 V AC	33669	
	100/130 V AC/DC	33670 <input checked="" type="checkbox"/>	
	200/250 V AC/DC	33671 <input checked="" type="checkbox"/>	
	380/480 V AC	33673 <input checked="" type="checkbox"/>	
<b>MN Delay Unit</b>			
AC 50/60 Hz DC	48/60 V AC/DC	33680	8400
	100/130 V AC/DC	33681	
	200/250 V AC/DC	33682	
	380/480 V AC/DC	33683	
	100/130 V AC/DC	33684	7820
	200/250 V AC/DC	33685 <input checked="" type="checkbox"/>	
<b>ON/OFF Indication Contacts (Additional OF contact)</b>			
1 additional block of 4 contacts		47887	5090
<b>Door Interlock (VPECD)/1 part</b>			
On right hand side of chassis		47914 <input checked="" type="checkbox"/>	2780
<b>Operation Counter</b>			
Operation Counter CDM		48535	7880

For details on non-standard references, technical parameters, stockable and non-stockable status, please contact Customer Care Centre.

NORMAL STOCK ITEMS

W.E.F. January 27, 2020

# EasyPact SPS

Standard Protection System for your electrical distribution network



Schneider Electric Global specialist in the field of ACBs and MCCBs, introduces EasyPact SPS range of ACBs

- Single Frame size from 800-1600A
- ASIC Based Microprocessor trip unit with OL, SC & EF protection features, which offer fastest short circuit tripping time in its class
- 25 ms short circuit tripping time ensure low let through energy increase the longevity of an electrical distribution network, cables and equipment
- Offer highest standards of safety for operator as well as Electrical distribution network
- Pollution category –III along with modular technology ensure high operating cycles without maintenance
- Simple to choose and easy to install

For details on non-standard references, technical parameters, stockable and non-stockable status, please contact Customer Care Centre.

NORMAL STOCK ITEMS

W.E.F. January 27, 2020



- All EasyPact SPS Air Circuit Breakers are equipped with terminal adaptors
- Conforms to IS/ IEC 60947-2 & 3
- Microprocessor based ET trip systems with thermal memory
- Fully rated neutral with inbuilt protection
- ET6L provides Overload, Short-circuit, Instantaneous & Earth-fault protections
- ET2B provides Overload & Short-circuit protections
- Short circuit breaking capacity 50kA @ 440V AC

### Draw-out Type circuit breaker with Microprocessor based ET6G Trip Unit

Rating in (A)	3P Draw-Out Manual Reference	Unit LP [₹]	3P Draw-Out Electrical Reference	Unit LP [₹]	4P Draw-Out Manual Reference	Unit LP [₹]	4P Draw-Out Electrical Reference	Unit LP [₹]
800	SPS08F3PMW6L	146220	SPS08F3PEW6L	186720	SPS08F4PMW6L	183360	SPS08F4PEW6L	223860
1000	SPS10F3PMW6L	153210	SPS10F3PEW6L	193710	SPS10F4PMW6L	193970	SPS10F4PEW6L	234470
1250	SPS12F3PMW6L	171360	SPS12F3PEW6L	211860	SPS12F4PMW6L	218560	SPS12F4PEW6L	259060
1600	SPS16F3PMW6L	193320	SPS16F3PEW6L	233820	SPS16F4PMW6L	247400	SPS16F4PEW6L	287900

### Draw-out Type circuit breaker with Microprocessor based ET2B Trip Unit

Rating in (A)	3P Draw-Out Manual Reference	Unit LP [₹]	3P Draw-Out Electrical Reference	Unit LP [₹]	4P Draw-Out Manual Reference	Unit LP [₹]	4P Draw-Out Electrical Reference	Unit LP [₹]
800	SPS08F3PMW2B	144420	SPS08F3PEW2B	184920	SPS08F4PMW2B	181560	SPS08F4PEW2B	222060
1000	SPS10F3PMW2B	151410	SPS10F3PEW2B	191910	SPS10F4PMW2B	192170	SPS10F4PEW2B	232670
1250	SPS12F3PMW2B	169560	SPS12F3PEW2B	210060	SPS12F4PMW2B	216760	SPS12F4PEW2B	257260
1600	SPS16F3PMW2B	191520	SPS16F3PEW2B	232020	SPS16F4PMW2B	245600	SPS16F4PEW2B	286100

### Draw-out Type switch disconnector without protection

Rating in (A)	3P Draw-Out Manual Reference	Unit LP [₹]	3P Draw-Out Electrical Reference	Unit LP [₹]	4P Draw-Out Manual Reference	Unit LP [₹]	4P Draw-Out Electrical Reference	Unit LP [₹]
800	SPS08F3PMW0D	132020	SPS08F3PEW0D	172520	SPS08F4PMW0D	169160	SPS08F4PEW0D	209660
1000	SPS10F3PMW0D	139010	SPS10F3PEW0D	179510	SPS10F4PMW0D	179770	SPS10F4PEW0D	220270
1250	SPS12F3PMW0D	157160	SPS12F3PEW0D	197660	SPS12F4PMW0D	204360	SPS12F4PEW0D	244860
1600	SPS16F3PMW0D	179120	SPS16F3PEW0D	219620	SPS16F4PMW0D	233200	SPS16F4PEW0D	273700

#### Note:

All draw-out type circuit breakers will be supplied with:

- Vertical-vertical terminations.
- 1 No. Electrical fault indication Contact (SDE).
- 1 No. Auxiliary contact block (OF) with 2 C/O contacts.
- Safety shutters on Chassis & door sealing frame- Escutcheon (CDP).

- All switch disconnectors are without protection
- All electrical operated breakers are supplied with motor mechanism (MCH), closing coil (XF) and shunt release (MX).
- External Neutral CT required for highly un-balanced TP-N system has to be ordered at extra price.
- Any other accessories are optional at extra price.

For details on non-standard references, technical parameters, stockable and non-stockable status, please contact Customer Care Centre.

NORMAL STOCK ITEMS

W.E.F. January 27, 2020





- All EasyPact SPS Air Circuit Breakers are equipped with terminal adaptors
- Conforms to IS/ IEC 60947-2 & 3
- Microprocessor based ET trip systems with thermal memory
- Fully rated neutral with inbuilt protection
- ET6L provides Overload, Short-circuit, Instantaneous & Earth-fault protections
- ET2B provides Overload & Short-circuit protections
- Short circuit breaking capacity 50kA @ 440V AC

## Fixed Type circuit breaker with Microprocessor based ET6G Trip Unit

Rating in (A)	3P Fixed Manual Reference	Unit LP [₹]	3P Fixed Electrical Reference	Unit LP [₹]	4P Fixed Manual Reference	Unit LP [₹]	4P Fixed Electrical Reference	Unit LP [₹]
800	SPS08F3PMF6L	112320	SPS08F3PEF6L	152820	SPS08F4PMF6L	136550	SPS08F4PEF6L	177050
1000	SPS10F3PMF6L	118250	SPS10F3PEF6L	158750	SPS10F4PMF6L	146620	SPS10F4PEF6L	187120
1250	SPS12F3PMF6L	136340	SPS12F3PEF6L	176840	SPS12F4PMF6L	170100	SPS12F4PEF6L	210600
1600	SPS16F3PMF6L	157880	SPS16F3PEF6L	198380	SPS16F4PMF6L	194460	SPS16F4PEF6L	234960

## Fixed Type circuit breaker with Microprocessor based ET2B Trip Unit

Rating in (A)	3P Fixed Manual Reference	Unit LP [₹]	3P Fixed Electrical Reference	Unit LP [₹]	4P Fixed Manual Reference	Unit LP [₹]	4P Fixed Electrical Reference	Unit LP [₹]
800	SPS08F3PMF2B	110520	SPS08F3PEF2B	151020	SPS08F4PMF2B	134750	SPS08F4PEF2B	175250
1000	SPS10F3PMF2B	116450	SPS10F3PEF2B	156950	SPS10F4PMF2B	144820	SPS10F4PEF2B	185320
1250	SPS12F3PMF2B	134540	SPS12F3PEF2B	175040	SPS12F4PMF2B	168300	SPS12F4PEF2B	208800
1600	SPS16F3PMF2B	156080	SPS16F3PEF2B	196580	SPS16F4PMF2B	192660	SPS16F4PEF2B	233160

## Fixed Type switch disconnector without protection

Rating in (A)	3P Fixed Manual Reference	Unit LP [₹]	3P Fixed Electrical Reference	Unit LP [₹]	4P Fixed Manual Reference	Unit LP [₹]	4P Fixed Electrical Reference	Unit LP [₹]
800	SPS08F3PMF0D	98120	SPS08F3PEF0D	138620	SPS08F4PMF0D	122350	SPS08F4PEF0D	162850
1000	SPS10F3PMF0D	104050	SPS10F3PEF0D	144550	SPS10F4PMF0D	132420	SPS10F4PEF0D	172920
1250	SPS12F3PMF0D	122140	SPS12F3PEF0D	162640	SPS12F4PMF0D	155900	SPS12F4PEF0D	196400
1600	SPS16F3PMF0D	143680	SPS16F3PEF0D	184180	SPS16F4PMF0D	180260	SPS16F4PEF0D	220760

**Note:** All Fixed type circuit breakers will be supplied with: (i) Vertical-vertical terminations. (ii) 1 No. Electrical fault indication Contact (SDE).

(iii) 1 No. Auxiliary contact block (OF) with 2 C/O contacts.

All switch disconnectors are without protection | All electrical operated breakers are supplied with motor mechanism (MCH), closing coil (XF) and shunt release (MX). | External Neutral CT required for highly un-balanced TP-N system has to be ordered at extra price. | Any other accessories are optional at extra price.

## Accessories

Pole Description	Rated Operational Current	Reference	Unit LP [₹]	
<b>Gear Motor (MCH)</b>				
AC 50/60 Hz	100/130 V	33176	39690	
	200/240 V	33177		
	277/415 V	33179		
DC	24/30 V	33185		
	48/60 V	33186		
	100/125 V	33187		
	200/250 V	33188		
<b>Terminal Block</b>				
For Fixed circuit breaker		47074		210
For Drawout circuit breaker		33098	240	
<b>ON/OFF Indication contacts (OF) 1Part</b>				
Changeover contact 6A	240V	47076	1160	
<b>Ready to close contact</b>				
Changeover contact 5A	240V	47080	2630	
<b>Door interlock (VPECD)/1 part</b>				
Right side of chassis		33172	2430	

For details on non-standard references, technical parameters, stockable and non-stockable status, please contact Customer Care Centre.

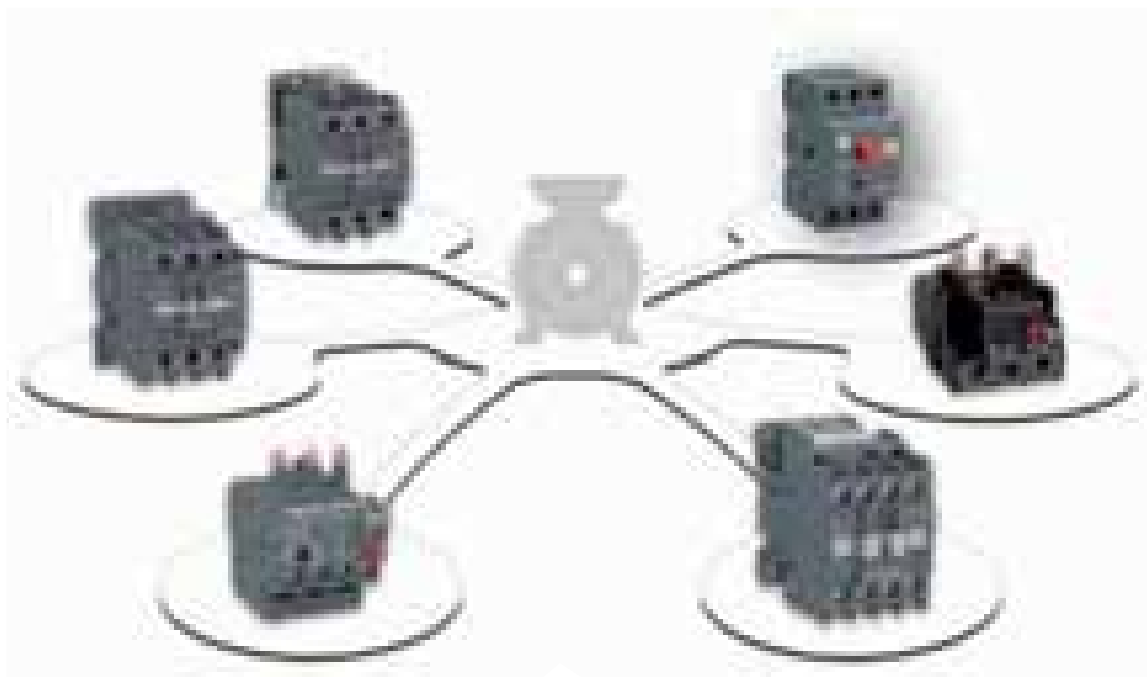
NORMAL STOCK ITEMS

W.E.F. January 27, 2020

# EasyPact TVS

The Easy choice for simplicity and flexibility

- 3 Pole and 4 Pole Power Contactor
- Control Relays
- Thermal Overload Relay
- Circuit Breaker for Motor Protection
- Accessories



EasyPact TVS  
Catalogue

**Designed for the Essential**



Selection Charts for  
Motor Feeders for  
IE2/IE3 Motors with  
EasyPact TVS

For details on non standard references, technical parameters, accessories, compatibility, stockable and non stockable status please contact Customer Care

NORMAL STOCK ITEMS

W.E.F. January 27, 2020

# EasyPact TVS

## Power Contactors - ETVS(3 Pole AC Control)



- Conformance to IEC 60947-4-1, CE Marking
- Current Rating: 6A to 630A, AC-3 Rating
- Type 2 co-ordination chart available with Fuse, MPCB and MCCB.
- Wide Band Coil in 6-40B for 220 & 415V AC
- New dual frequency coil available for select coil ratings

Frame	[Ie] Rated Operational Current		Motor Power at 415V, 3Ph, 50Hz		Auxiliary Contacts		Reference	Unit MRP [₹]
	AC-1	AC-3	HP	kW	NO	NC		
FRAME-1	20	6	3	2.2	-	1	LC1E0601* <input checked="" type="checkbox"/>	895
					1	-	LC1E0610* <input checked="" type="checkbox"/>	
	25	9	5.5	4	-	1	LC1E0901* <input checked="" type="checkbox"/>	925
					1	-	LC1E0910* <input checked="" type="checkbox"/>	
	25	12	7.5	5.5	-	1	LC1E1201* <input checked="" type="checkbox"/>	1050
1					-	LC1E1210* <input checked="" type="checkbox"/>		
32	18	12	9	-	1	LC1E1801* <input checked="" type="checkbox"/>	1210	
				1	-	LC1E1810* <input checked="" type="checkbox"/>		
FRAME-2	36	25	15	11	-	1	LC1E2501* <input checked="" type="checkbox"/>	1655
					1	-	LC1E2510* <input checked="" type="checkbox"/>	
	50	32	20	15	-	1	LC1E3201* <input checked="" type="checkbox"/>	3465
					1	-	LC1E3210* <input checked="" type="checkbox"/>	
	50	38	25	18.5	-	1	LC1E3801* <input checked="" type="checkbox"/>	4095
1					-	LC1E3810* <input checked="" type="checkbox"/>		
50	40	29	22	-	1	LC1E40B01**	4370	
FRAME-3	60	40	29	22	1	1	LC1E40* <input checked="" type="checkbox"/>	5355
					1	1	LC1E50* <input checked="" type="checkbox"/>	6510
					1	1	LC1E65* <input checked="" type="checkbox"/>	8820

Frame	[Ie] Rated Operational Current		Motor Power at 415V, 3Ph, 50Hz		Auxiliary Contacts		Reference	Unit LP [₹]
	AC-1	AC-3	HP	kW	NO	NC		
FRAME-4	110	80	60	45	1	1	LC1E80* <input checked="" type="checkbox"/>	11465
	120	95	60	45	1	1	LC1E95* <input checked="" type="checkbox"/>	13755
FRAME-5	150	120	75	55	1	1	LC1E120*	16380
	200	160	120	90	1	1	LC1E160*	21630
FRAME-6	250	200	150	110	-	-	LC1E200*	29770
	300	250	175	132	-	-	LC1E250*	39230
FRAME-7	320	300	215	160	-	-	LC1E300*	46965
	500	400	295	220	-	-	LC1E400*	59705
FRAME-8	700	500	375	280	-	-	LC1E500*	84095
FRAME-9	1000	630	500	375	-	-	LC1E630*	119385

\* Reference to be completed by adding coil voltage code

### Spare Coil for Contactors

Contactors	Reference	Unit LP [₹]
<b>3 Pole Contactors</b>		
LC1E06...E25	LAEX12**	860
LC1E32/E38/E40B	LAEX2**	1060
LC1E40/E65	LAEX3**	1575
LC1E80/E95	LAEX4**	1965
LC1E120/E160	LAEX5**	2185
LC1E200/E250	LAEX6**	3055
LC1E300	LAEX7**	3330

\* Reference to be completed by adding coil voltage code

### Coil Voltage Code

* VOLTAGE (V AC)	24	110	220	415
LC1E06..LC1E95	B7	F7	M7	N5
LC1E120..LC1E300	B5	F5	M5	N5
LC1E400..LC1E630	B7	F7	M7	N7
LC1E06.. LC1E40B	-	-	M5WB	N5WB

Non Standard Voltage/code: 48V AC/E5, 380V AC/Q5, 440V AC/R5  
Please add ₹ 120/- while ordering Contactors with Non-standard Voltages.

\*\* For more information contact regional sales office

For details on non standard references, technical parameters, accessories, compatibility, stockable and non stockable status please contact Customer Care

NORMAL STOCK ITEMS

W.E.F. January 27, 2020

## Power Contactors - ETVS (4 Pole AC Control)



- Conformance to IEC 60947-4-1, CE Marking
- Current Rating: 20A to 125A, AC-1 rating
- Available in 4NO and 2NO+2NC Power Pole combination
- Wide Band Coil for all ratings in 220 & 415V AC

Frame	AC-1 Rating	Power Poles	Reference	Unit MRP [₹]	Power Poles	Reference	Unit MRP [₹]
FRAME-1	20	4NO	LC1E06004*IN	1145	2NO + 2NC	LC1E06008*IN	1365
	25	4NO	LC1E09004*IN	1210	2NO + 2NC	LC1E09008*IN	1470
	32	4NO	LC1E12004*IN	1260	2NO + 2NC	LC1E12008*IN	1575
FRAME-2	40	4NO	LC1E18004*IN	1575	2NO + 2NC	LC1E18008*IN	1585
	50	4NO	LC1E25004*IN	1995	2NO + 2NC	LC1E25008*IN	2835
	55	4NO	LC1E32004*IN	3360	2NO + 2NC	LC1E32008*IN	4515
FRAME-3	60	4NO	LC1E38004*IN	3940	2NO + 2NC	LC1E38008*IN	5565
	75	4NO	LC1E40004*IN	6250	2NO + 2NC	LC1E40008*IN	8400
	85	4NO	LC1E65004*IN	8455	2NO + 2NC	LC1E65008*IN	10500

Frame	AC-1 Rating	Power Poles	Reference	Unit LP [₹]	Power Poles	Reference	Unit LP [₹]
FRAME-4	110	4NO	LC1E80004*IN	10710	2NO + 2NC	LC1E80008*IN	14910
	125	4NO	LC1E95004*	12075	2NO + 2NC	LC1E95008*	17850

\* Reference to be completed by adding coil voltage code

## Control Relays - CAE, Conformance to IEC60947-5-1, CE Marking

Auxiliary Contacts		Reference	Unit MRP [₹]
NO	NC		
4	0	CAE40*	970
3	1	CAE31*	
2	2	CAE22*	

\* Reference to be completed by adding coil voltage code

## Spare Coil for Contactors

Contactors	Reference	Unit LP [₹]
<b>4 Pole Contactors</b>		
LC1E0600*....LC1E1800*	LAEX1T**	990
LC1E2500*....LC1E3800*	LAEX2T**	1185
LC1E4000*....LC1E9500*	LAEX4T**	2095
<b>Control Contactors</b>		
CAE*	LAEX12**	860

\* Reference to be completed by adding coil voltage code

## Coil Voltage Code

* Voltage (V AC)	24	110	220	415
LC1E0600*...9500* 50/60 Hz	B7	F7	-	-
LC1E0600*...9500* 50 Hz/ Wide Band	-	-	M5WB	N5WB
Control relay CAE 50 Hz	B5	F5	M5	N5

### Note:

- 4P power contactor also available at 48V AC E7 and 380V AC Q7
- Add ₹120 while ordering non-standard voltages

For details on non standard references, technical parameters, accessories, compatibility, stockable and non stockable status please contact Customer Care

NORMAL STOCK ITEMS

W.E.F. January 27, 2020

## Accessories - For ETVS Contactors

Description	For Use with	Mounting	Contacts	Reference	Unit LP (₹)
Auxiliary contact block	LC1E06.....E630 - 3Pole contactors LC1E0600.....LC1E9500 - 4Pole contactors CAE Control Relays (Refer Accessory compatibility Tables)	FRONT	1NO+1NC	LAEN11 <input checked="" type="checkbox"/>	265
			2NO	LAEN20 <input checked="" type="checkbox"/>	315
			2NC	LAEN02 <input checked="" type="checkbox"/>	
			2NO+2NC	LAEN22 <input checked="" type="checkbox"/>	
			4NO	LAEN40 <input checked="" type="checkbox"/>	485
Star delta timer	SD starters to be built with Electronic timers			MSMI06	1870
Changeover timer	LC1E25..E630			LAETSD <input checked="" type="checkbox"/>	2205

Description	For Use with	Coil Voltage	Reference	Unit LP (₹)
Surge suppressor*	LC1E06...E95 & CAE	24..48V AC	LAERCE	850
	LC1E06...E95 & CAE	50..127V AC	LAERCG	
	LC1E06...E95 & CAE	110..240V AC	LAERCU	620
	LC1E06...E95 & CAE	380..415V AC	LAERCN	850

\*For higher rating contactors, contact nearest sales office

Description	3 Pole contactors	4 Pole contactors	Reference	Unit LP (₹)
Mechanical Interlock	LC1E06..E65	LC1E0600*..E3800*	LAEM1	550
	LC1E80/E95	LC1E4000*...LC1E9500*	LAEM4	1800
	LC1E120..E160		LAEM5	3355
	LC1E200/E250		LAEM6	3420
	LC1E300/E400/E500		LAEM7	4345
	LC1E630		LAEM8	4970

\*Reference to be completed by adding coil voltage

### 3 Pole Accessories compatibility

Contactor	Built in contacts	LAEN**	LAERC*	LAEM
LC1E06	1NO or 1NC	1	1	1
LC1E09				
LC1E12				
LC1E18				
LC1E25				
LC1E32				
LC1E38				
LC1E40B	1NO + 1NC	1	1	1
LC1E40				
LC1E50				
LC1E65				
LC1E80				
LC1E95				
LC1E120	-	2	-	1
LC1E160				
LC1E200				
LC1E250				
LC1E300				
LC1E400				
LC1E500				
LC1E630				

### 4 Pole Accessories compatibility

Contactor	LAEN**	LAEM	LAERC*
LC1E06	1	1	1
LC1E09			
LC1E12			
LC1E18			
LC1E25			
LC1E32			
LC1E38			
LC1E40			
LC1E50			
LC1E65			
LC1E80	-	-	-
LC1E95			

### Control Relay Accessories Compatibility

Control Relay	LAEN*	LAERC
CAE	1 of LAEN11 or LAEN20 or LAEN02 or LAEN22	1

For details on non standard references, technical parameters, accessories, compatibility, stockable and non stockable status please contact Customer Care

NORMAL STOCK ITEMS

W.E.F. January 27, 2020

## Thermal Overload Relay - ETVS



- Conformance to IEC 60947-4-1, CE Marking
- Range : 0.1A to 630A
- Tripping Class : 10A
- Direct & Independent mounting

Thermal Protection Adjustment Range	For Use with Contactor	Reference	Unit MRP [₹]	
<b>LRE</b>				
0.1...0.16	E06...E38	LRE01	1500	
0.16...0.25	E06...E38	LRE02		
0.25...0.4	E06...E38	LRE03		
0.4...0.63	E06...E38	LRE04		
0.63...1	E06...E38	LRE05 ✓		
1...1.6	E06...E38	LRE06 ✓		
1.6...2.5	E06...E38	LRE07 ✓		
2.5...4	E06...E38	LRE08 ✓		
4...6	E06...E38	LRE10 ✓		
5.5...8	E09...E38	LRE12 ✓		
7...10	E09...E38	LRE14 ✓		
9...13	E12...E38	LRE16 ✓		
12...18	E18...E38	LRE21 ✓		1660
16...24	E25...E38	LRE22 ✓		1925
23...32	E25...E38	LRE32 ✓	2570	
30...38	E38	LRE35 ✓	2890	
17...25	E40...E95	LRE322	3265	
23...32	E40...E95	LRE353		
30...40	E40...E95	LRE355		
37...50	E50...E95	LRE357 ✓		
48...65	E65...E95	LRE359		4280

Thermal Protection Adjustment Range	For Use with Contactor	Reference	Unit LP [₹]
<b>LRE</b>			
55...70	E80...E95	LRE361	4975
63...80	E80...E95	LRE363	5085
80...104	E95	LRE365	
51...81	E120...E300	LRE480	9525
62...99	E120...E300	LRE481	
84...135	E120...E300	LRE482	
124...198	E160...E300	LRE483	
146...234	E200...E300	LRE484	
174...279	E250...E300	LRE485	10380
208...333	E300	LRE486	
258...414	E300...E400	LRE487	12625
321...513	E500	LRE488	13695
394...630	E630	LRE489	14765

## Accessories for Relay

Accessory	For Relay	Reference	Unit MRP [₹]
Separate Mounting Block	LRE01...LRE35	LAEB1	500
	LRE322...LRE365	LAEB3	1150

For details on non standard references, technical parameters, accessories, compatibility, stockable and non stockable status please contact Customer Care

✓ NORMAL STOCK ITEMS

W.E.F. January 27, 2020

# EasyPact TVS

## Circuit Breaker for Motor Protection - GZ1\* - Pushbutton control



- Conformance to IEC60947-1,-2,-4, CE Marking
- Range : 0.1A to 32A
- Short Circuit and Overload Protection
- Breaking Capacity upto 100kA

Breaking Capacity at 415 V 50 Hz	Motor Power AC-3**		Thermal Protection Adjustment Range (A)	Reference	Unit MRP [₹]
	kW	HP			
100 kA	-	-	0.1 - 0.16	GZ1E01	2700
	0.06	-	0.16 - 0.25	GZ1E02	
	0.09	-	0.25 - 0.40	GZ1E03	
	0.18	-	0.40 - 0.63	GZ1E04	
	0.37	0.5	0.63 - 1.0	GZ1E05	3145
	0.55	0.75	1.0 - 1.6	GZ1E06	
	0.75	1	1.6 - 2.5	GZ1E07	3080
	1.1	2	2.5 - 4	GZ1E08	
	2.2	3	4 - 6.3	GZ1E10	3200
	3	5.5	6 - 10	GZ1E14	
10 kA	5.5	7.5	9 - 14	GZ1E16	3415
	7.5	10	13 - 18	GZ1E20	3850
	9	12.5	17 - 23	GZ1E21	4185
	11	15	20 - 25	GZ1E22	4410
	15	20	24 - 32	GZ1E32	4630
					8265

## Accessories - ETVS Circuit Breaker for Motor Protection

Description	Mounting	Contacts	Reference	Unit LP [₹]
Auxillary Contact Block	LH side Mounted	1NO + 1NC	GZ1AN11	500
		2NO	GZ1AN20	520

Description	Mounting	Range	Reference	Unit LP [₹]	
<b>Electric Trips</b>					
Undervoltage	RH Side Mounted	110...115V	50Hz	GZ1AU115	1800
		220...240V	50Hz	GZ1AU225	
		380...400V	50Hz	GZ1AU385	
Shunt trip	RH Side Mounted	110...115V	50Hz	GZ1AS115	
		220...240V	50Hz	GZ1AS225	

For details on non standard references, technical parameters, accessories, compatibility, stockable and non stockable status please contact Customer Care

NORMAL STOCK ITEMS

W.E.F. January 27, 2020



## Start smart, run smart, stay smart with TeSys

Solutions that switch, protect,  
control, and monitor motors



How do everlinks  
improve power  
connection reliability?

For more information on  
switching and motor  
management scan!



[se.com/in/TeSys](https://se.com/in/TeSys)

Life Is On

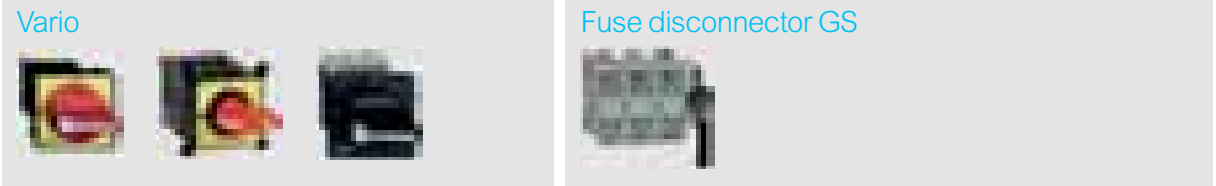
**Schneider**  
Electric



# TeSys Range

The most comprehensive solution for switching and motor management.

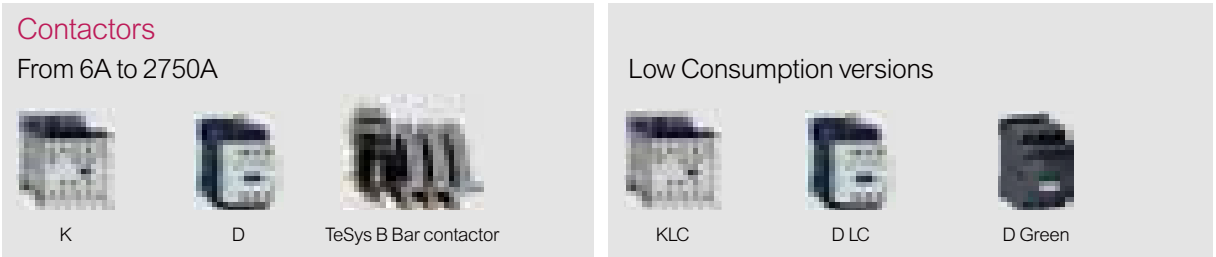
## Switch Disconnectors



## Protection



## Control




# TeSys Range



## Monitor

Vario  
ComPact starter




TeSys U

For standard application



TeSys U

For high-end management



TeSys T

The flexible motor management system for all applications and motors up to 810A (AC3)



## Enclosed

DOL starters with manual control




Vario



Mini Vario



GV2M




GV2P/3P

Starters




LE-up to 30kW/400V

For DOL starters and safety applications



LG, LJ



GV2M



## Specific Applications

For protection

Thermistor Protection unit



LT3

Advanced Motor Protection relay




Digital EOCR

Electromechanic overcurrent relay




EOCRSS

Transformers and high current peak



GV2RT

Single pole magnetic over current relay



RM1

Fuse solution



GK1

For control

For wind turbine UPS panels



F

For very small machines



SK

For capacitors



D

For modular enclosures / Din rail




3 poles-SKGC



GC



Dual Tariff GY



Impulse relay GF



## Machine builders, it is time to cut engineering time and costs — DIGITIZE load management

### TeSys island


#### Unique features

TeSys island is a smart, digital multifunctional load management system; it can switch, protect, manage motors and other electrical loads up to 80 Amps (AC3) in an electrical control panel.

#### Benefits

Why should you choose TeSys island?

- Quicker engineering and reduce time to market
- Embedded algorithms detect abnormal load behaviors and generate alarms before machine stoppage.
- Pre-trip warnings can also be set on the system for scheduled maintenance.
- Fast device replacement on any portion of the island is possible because of the full integration of the system and the integrated Bus coupler resulting in reduced downtime.
- TeSys island provides energy monitoring at the load level
- Health status can be easily accessed, remotely or locally. This energy management data can be used for advanced analytics to increase machine efficiency further
- TeSys island can be easily integrated into Schneider Electric's EcoStruxure Machine architecture and 3rd party automation systems, supporting all major fieldbuses.



# TeSys Range

## Enable smarter design and engineering

### Efficient

Make your machines intelligent, save time and costs with intuitive programming and commissioning using TeSys avatars. Simplify software integration within all major automation environments. One-click mounting on DIN rail and no need for control wiring.

### Enable new business models

Use load data and status information to create new service enabled business models. Access your machine from remote during operation & maintenance.

### A data provider

Get relevant data for digital load management & advanced analytics. Monitor energy at load level, remote users can easily check health status, troubleshoot and diagnose issues and take action, reduce machine stoppages and machine downtime.

### Improved security

Benefit from the highest cybersecurity and safety levels. Safety IO / Scalable with embedded diagnostic.

## Technical specifications

- System consists of DOL Starters & Input / Output modules
- System manages motors and other electrical loads up to 80A/37kW/50hp
- Up to 20 modules / 1 meter at one bus coupler
- No mechanical adjustments/settings required
- International standards-compliant
- Energy monitoring at the load level
- Only 21 commercial references for the complete system, including 5 standard motor starters and 5 functional safety motor starters
- Cybersecurity embedded into the system (Achilles Level 2 & Safety up to Cat 2)
- Safety stop TUV certified (Stop 0 and 1 with wiring categories 1 to 2, suitable for PL c,d (Performance Level) and SIL level 2)
- Open connectivity thanks to Ethernet IP and Modbus TCP fieldbuses

# TeSys Control Range

TeSys Control Range	Frame Size	Rated operational current AC-1	AC-3 Duty			Aux Contacts	AC control Reference	Unit MRP [₹]	DC Control Reference	Unit MRP [₹]
			kW	HP	A					
TeSys K	FRAME-1	-	3	-	6	1NO/NC	LC1K06*	1050	LP1K06**	1575
		-	5.5	-	9	1NO/NC	LC1K09*	1115	LP1K09**	1735
		-	7.5	-	12	1NO/NC	LC1K12*	1220	LP1K12**	1945
		-	10	-	16	1NO/NC	LC1K16*	1460	-	-
TeSys D	FRAME-2	32	9	12.5	18	1NO + 1NC	LC1D18*	1700	LC1D18**	2900
		40	11	15	25	1NO + 1NC	LC1D25*	2110	LC1D25**	3800
	FRAME-3	50	15	20	32	1NO + 1NC	LC1D32*	4180	LC1D32**	7760
		50	18.5	25	38	1NO + 1NC	LC1D38*	6010	LC1D38**	9100
	FRAME-4	60	22	30	40	1NO + 1NC	LC1D40A*	6375	LC1D40A#	10975
		80	25	35	50	1NO + 1NC	LC1D50A*	7995	LC1D50A#	13065
		80	37	50	65	1NO + 1NC	LC1D65A*	11130	LC1D65A#	14630
		80	37	50	80	1NO + 1NC	LC1D80A*	13650	LC1D80A#	17765
	FRAME-5	125	45	60	80	1NO + 1NC	LC1D80*	16500	LC1D80**	18705
		125	45	60	95	1NO + 1NC	LC1D95*	17090	LC1D95**	21000
250		59	80	115	1NO + 1NC	LC1D115*	21100	LC1D115**	21895	
250		80	110	150	1NO + 1NC	LC1D150*	27430	LC1D150**	28425	

TeSys Control Range	[Ie] Rated Operational Current AC-1	AC-3 DUTY			Reference <sup>(1) (2)</sup>	Unit LP [₹]
		kW	HP	A		
TeSys F	275	100	135	185	LC1F185	29960
	315	110	150	225	LC1F225	32635
	350	140	190	265	LC1F265	39590
	400	180	245	330	LC1F330	49220
	500	220	300	400	LC1F400	54035
	700	280	380	500	LC1F500	77575
	1000	375	500	630	LC1F630	124120
	1000	450	610	800	LC1F800	192600
	1250	630	840	1000	LC1F1000	333840

Note:

(1) Contactor reference does not include coil. Contactor coil & aux. contacts to be ordered separately. (Coil includes 1NO contact)

(2) Please select coils from Page 30.

## Coil Voltage Code

Type	Voltage	24	110	220	415
AC*	LC1K06-K16, LC1D09-D150 50/60Hz	B7	F7	M7	N7
DC**	LP1K06-K12, LC1D09-38, LC1D80-150	BD	FD	MD	

Type	Voltage	24V DC Low consumption	24-60V AC/DC	48-130V AC/DC	100-250V AC/DC
TeSys D Green#	LC1D40A-80A	BBE	BNE	EHE	KUE

**Note:** For ordering contactors with other coil voltages & frequencies, please add ₹ 190/- to the unit Price of the standard contactor of the same rating.



How to ensure reliability of contacts?

For details on non standard references, technical parameters, accessories, compatibility, stockable and non stockable status please contact Customer Care

NORMAL STOCK ITEMS

W.E.F. January 27, 2020

## Control Relays - K Model (AC & DC Control)



- Conformance IEC, UL, CSA, CE Marking
- Inbuilt 4 auxiliary contacts
- 10A thermal rating
- Available with AC (50/60Hz Dual frequency), DC & DC low consumption coil options

No of Poles	AC Control Reference	Unit LP [₹]	DC Control Reference <sup>(4)</sup>	Unit LP [₹]	DC low consumption Reference <sup>(1) (2) (3)</sup>	Unit LP [₹]
2NO + 2NC	CA2KN22*	1210	CA3KN22**	1680	CA4KN22***	2050
3NO + 1NC	CA2KN31*		CA3KN31**		CA4KN31***	
4NO	CA2KN40*		CA4KN40***			

- (1) Compatible with PLC outputs  
 (2) Wide range coil (0.7...1.25Uc), suppressor fitted as standard  
 (3) 2 pole auxiliary contact block can be mounted additionally  
 (4) Optional in-built surge suppressor available

## Power Contactors - K Model (3 Pole AC & DC Control)




- Conformance to IEC, UL, CSA
- Current Rating : 6A to 16A, AC-3 duty
- 1NO or 1NC inbuilt auxiliary contact
- Available in 3P & 4P version
- Available with AC (50/60Hz Dual frequency), DC & DC low consumption<sup>(5)</sup> coil options

[le] Rated Operational Current (A)	Motor Power (kW)	Auxiliary Contacts	AC Control Reference	Unit LP [₹]	DC Control Reference <sup>(5)</sup>	Unit LP [₹]
6	3	1NC	LC1K0601*	1050	LP1K0601**	1575
		1NO	LC1K0610*		LP1K0610**	
9	5.5	1NC	LC1K0901*	1115	LP1K0901**	1735
		1NO	LC1K0910*		LP1K0910**	
12	7.5	1NC	LC1K1201*	1220	LP1K1201**	1945
		1NO	LC1K1210*		LP1K1210**	
16	10	1NC	LC1K1601*	1460	-	-
		1NO	LC1K1610*		-	-

- (5) For low consumption offer, please contact regional sales office

## Reversing Contactors - K Model



- Conformance to IEC, UL, CSA, CE
- Current Rating : 6A to 16A, AC-3 duty
- 1NO or 1NC inbuilt auxiliary contact
- Available in 3P & 4P version
- Available with AC(50/60Hz Dual frequency), DC & DC low consumption<sup>(6)</sup> coil options

[le] Rated Operational Current (A)	Motor Power (kW)	Auxiliary Contacts	AC Control Reference	Unit LP [₹]
6	3	1NC	LC2K0601*	3390
		1NO	LC2K0610*	
9	5.5	1NC	LC2K0901*	3620
		1NO	LC2K0910*	
12	7.5	1NC	LC2K1201*	3725
		1NO	LC2K1210*	
16	10	1NC	LC2K1601*	4160
		1NO	LC2K1610*	

- \* Reference to be completed by adding coil voltage code  
 (6) For current rating and ref please contact Customer Care

## Coil Voltage Code

Type	Voltage	24	48	72	110	220	415
AC*	CA2KN, LC1-K06 to K16, 50/60Hz	B7	-	-	F7	M7	N7
	LC2-K06 to K16, 50/60Hz	-	-	-	F7	M7	N7
DC**	CA3KN, LP1-K06 to K12	BD	-	-	FD	MD	-
DC low consumption***	CA4KN	BW3	EW3	SW3	-	-	-

**Note:** For ordering contactors with other coil voltages & frequencies, please add ₹ 190/- to the unit Price of the standard contactor of the same rating.

For details on non standard references, technical parameters, accessories, compatibility, stockable and non stockable status please contact Customer Care

NORMAL STOCK ITEMS

W.E.F. January 27, 2020

## Accessories - K Model

Description	Mounting	Contacts	Reference	Unit LP [₹]
Auxiliary contact block	Front	2NC	LA1KN02	420
		1NO + 1NC	LA1KN11 <input checked="" type="checkbox"/>	385
		2NO	LA1KN20	420
		4NC	LA1KN04	655
		1NO + 3NC	LA1KN13	
		2NO + 2NC	LA1KN22 <input checked="" type="checkbox"/>	
		3NO + 1NC	LA1KN31	
		4NO	LA1KN40	


Description	Control Voltage	Range	Reference	Unit LP [₹]
On Delay Electronic Timer	24..48V AC/DC	1..30S	LA2KT2E(1)	2160
	110..240V AC	1..30S	LA2KT2UA(1)	

Description	Coil Voltage	Reference	Unit LP [₹]
Surge Suppressor - RC Circuit	220..250V AC	LA4KA1U*	670
Surge Suppressor - Varistor	130..250V AC/DC	LA4KE1UG*	
Surge Suppressor - Varistor	50..129V AC/DC	LA4KE1FC*	

\* Lot size 5

(1) Front mounted with common point changeover contact

## Control Relays - D Model (AC & DC Control)



- Conformance to IEC, UL, CSA
- 5 inbuilt auxiliary contacts, in just 2 variants
- Available with AC (50/60Hz Dual frequency), DC & DC low consumption coil options
- High Operating ambient temperature upto 60 Deg C
- Inbuilt surge suppressor for DC & DC low consumption

No of Poles	AC Control Reference	Unit MRP [₹]	DC Control Reference <sup>(2)</sup>	Unit MRP [₹]	DC low consumption Reference <sup>(1) (2) (3)</sup>	Unit MRP [₹]
3NO + 2NC	CAD32*	1315	CAD32**	1890	CAD32***	2260
5NO	CAD50*		CAD50**		CAD50***	

(1) Compatible with PLC outputs

(2) Wide range coil (0.7...1.25Uc), suppressor fitted as standard

(3) 2 pole auxiliary block can be mounted

## Power Contactors - D Model (3 Pole AC & DC Control)



- Conformance to IEC, UL, CSA
- Current Rating : 9A to 150A
- Available with AC (50/60Hz Dual frequency), DC & DC low consumption coil options
- High Operating ambient temperature, no derating upto 60 Deg C
- Inbuilt 1NO + 1NC auxiliary contacts upto 150A
- High electrical and mechanical life
- Fuse-less Type 2 Co-ordination Charts available
- EverLink® terminal for 40, 50, 65 & 80A contactors
- Inbuilt surge suppressor in DC coil for 9-80A

[le] Rated Operational Current AC-1	kW	AC-3 Duty		Auxiliary Contacts	AC Control Reference	Unit MRP [₹]	DC Control Reference <sup>(1)</sup>	Unit MRP [₹]
		HP	A					
25	4	5.5	9	1NO + 1NC	LC1D09* <input checked="" type="checkbox"/>	1305	LC1D09** <input checked="" type="checkbox"/>	2100
	5.5	7.5	12	1NO + 1NC	LC1D12* <input checked="" type="checkbox"/>	1470	LC1D12** <input checked="" type="checkbox"/>	2350
32	9	12.5	18	1NO + 1NC	LC1D18* <input checked="" type="checkbox"/>	1700	LC1D18** <input checked="" type="checkbox"/>	2900
40	11	15	25	1NO + 1NC	LC1D25* <input checked="" type="checkbox"/>	2110	LC1D25** <input checked="" type="checkbox"/>	3800
50	15	20	32	1NO + 1NC	LC1D32* <input checked="" type="checkbox"/>	4180	LC1D32** <input checked="" type="checkbox"/>	7760
	18.5	25	38	1NO + 1NC	LC1D38* <input checked="" type="checkbox"/>	6010	LC1D38** <input checked="" type="checkbox"/>	9100
60	22	30	40	1NO + 1NC	LC1D40A* <input checked="" type="checkbox"/>	6375	LC1D40A#	10975
80	25	35	50	1NO + 1NC	LC1D50A* <input checked="" type="checkbox"/>	7995	LC1D50A#	13065
80	37	50	65	1NO + 1NC	LC1D65A* <input checked="" type="checkbox"/>	11130	LC1D65A#	14630
80	37	50	80	1NO + 1NC	LC1D80A* <input checked="" type="checkbox"/>	13650	LC1D80A#	17765
125	45	60	80	1NO + 1NC	LC1D80* <input checked="" type="checkbox"/>	16500	LC1D80**	18705
	45	60	95	1NO + 1NC	LC1D95* <input checked="" type="checkbox"/>	17090	LC1D95**	21000
250	59	80	115	1NO + 1NC	LC1D115* <input checked="" type="checkbox"/>	21100	LC1D115**	21895
	80	110	150	1NO + 1NC	LC1D150* <input checked="" type="checkbox"/>	27430	LC1D150**	28425

\* Reference to be completed by adding coil voltage code

For details on non standard references, technical parameters, accessories, compatibility, stockable and non stockable status please contact Customer Care

NORMAL STOCK ITEMS

W.E.F. January 27, 2020



## Power Contactors - D Model (3 Pole DC Low Consumption)

Now available upto 80A with the TeSys D Green Low Consumption offer

[le] Rated Operational Current AC-1	Motor Power AC-3			auxiliary contacts	Reference	Unit LP [₹]
	kW	HP	A			
25	4	5.5	9	1NO + 1NC	LC1D09**** <input checked="" type="checkbox"/>	2245
	5.5	7.5	12	1NO + 1NC	LC1D12**** <input checked="" type="checkbox"/>	2520
32	9	12.5	18	1NO + 1NC	LC1D18**** <input checked="" type="checkbox"/>	3835
40	11	15	25	1NO + 1NC	LC1D25**** <input checked="" type="checkbox"/>	4725
50	15	20	32	1NO + 1NC	LC1D32**** <input checked="" type="checkbox"/>	8035

[le] Rated Operational Current AC-1	Motor Power AC-3			auxiliary contacts	Reference	Unit LP [₹]
	kW	HP	A			
60	22	30	40	1NO + 1NC	LC1D40A#	10975
80	25	35	50	1NO + 1NC	LC1D50A#	13065
80	37	50	65	1NO + 1NC	LC1D65A#	14630
80	37	50	80	1NO + 1NC	LC1D80A#	17765

## Power Contactors - D Model (4 Pole AC & DC Control)



- Conformance to IEC, UL, CSA
- Current Rating : 20A to 250A, AC-1 Rating
- Available with AC (50/60Hz Dual frequency), DC & DC low consumption (1) coil options
- High Operating ambient temperature, no derating upto 60 deg C

[le] Rated Operational Current AC-1	Poles Composition	AC control Reference	Unit MRP [₹]	DC control Reference	Unit MRP [₹]
20	4NO	-	-	LC1DT20**	2415
	2NO + 2NC	-	-	LC1D098**	2625
25	4NO	-	-	LC1DT25**	2890
	2NO + 2NC	-	-	LC1D128**	3780
32	4NO	-	-	LC1DT32**	3180
	2NO + 2NC	-	-	LC1D188**	4305
40	4NO	-	-	LC1DT40**	4990
	2NO + 2NC	-	-	LC1D258**	6575
60	4NO	-	-	LC1DT60A#	9985
	2NO + 2NC	-	-	LP1D40008**	13125

[le] Rated Operational Current AC-1	Poles Composition	AC control Reference	Unit LP [₹]	DC control Reference	Unit LP [₹]
80	4NO	-	-	LC1DT80A#	14900
	2NO + 2NC	-	-	LP1D65008**	17640
125	4NO	-	-	LP1D80004**	19110
	2NO + 2NC	-	-	LP1D80008**	22050
250	4NO	LC1D1150046*	24745	LC1D1150046**	26765

## Coil Voltage Code

Type	Voltage	24	48	72	110	220	415
AC*	CAD, LC1D09-D150 50/60 Hz	B7			F7	M7	N7
	LC1D1150046 50/60 Hz				F7	M7	N7
DC**	CAD, LC1D09-D38, LC1D80-D150	BD			FD	MD	
	LC1DT20-DT40, LC1D098-D258, LP1D40-D80, LC1D115	BD			FD	MD	
DC Low Consumption***	CAD	BL			FL	ML	
	LC1D09-D32	BL	EL	SL			

Type	Voltage	24V DC Low consumption	24-60V AC/DC	48-130V AC/DC	100-250V AC/DC
TeSys D Green#	LC1D40A-80A, LC1DT60A-DT80A	BBE	BNE	EHE	KUE

Please contact Customer Care for 4 Pole AC coil contactor details

For ordering contactors with other coil voltages & frequencies, please add ₹ 190/- to the unit price of the standard contactor of the same rating.

(1) For current rating and ref please contact Customer Care

For details on non standard references, technical parameters, accessories, compatibility, stockable and non stockable status please contact Customer Care

NORMAL STOCK ITEMS

W.E.F. January 27, 2020




# TeSys D Green

## The Revolutionary Electronic Coil Contactor



**New**  
80A AC3  
offer available  
in 55mm frame



<b>3</b> frame sizes	9 to 18A	25 to 38A	40 to 80A
	24 to 60V		48 to 130V
<b>3</b> coil ratings	110 to 250V		
	Universal AC/DC coil		
Low consumption offer 40-80A			



**Reliability** - Improved under voltage performance, low contact bounce.



**Efficiency** - 80% less coil consumption, reduced heat dissipation



**Productivity** - Easier integration with automation architectures




**Flexibility** - Wide voltage bands, eliminate surge suppressor



Scan to see TeSys D Green under voltage performance.

## Tesys D Green Contactor (3 Pole AC/DC Universal Coil)



- Current Rating: 9-65A
- Universal AC/DC coil from 24 - 250V
- Special low consumption offer from 40-80A
- Fuseless Type 2 Co-ordination charts available


### The Revolutionary Electronic Coil Contactor

[Ie] Rated Operational Current AC-1	AC-3 Duty (Long Life)			Auxiliary Contacts	Reference	Unit LP [₹]
	kW	HP	A			
25	4	5.5	9	1NO + 1NC	LC1D09*	2850
	5.5	7.5	12	1NO + 1NC	LC1D12*	2950
32	9	12.5	18	1NO + 1NC	LC1D18*	3900
40	11	15	25	1NO + 1NC	LC1D25*	4650
50	15	20	32	1NO + 1NC	LC1D32*	9450
	18.5	25	38	1NO + 1NC	LC1D38*	10200
60	22	30	40	1NO + 1NC	LC1D40A*	10975
80	25	35	50	1NO + 1NC	LC1D50A*	13065
80	37	50	65	1NO + 1NC	LC1D65A*	14630
80	37	50	80	1NO + 1NC	LC1D80A*	17765

[Ie] Rated Operational Current AC-1	Poles Composition	Auxiliary Contacts	DC control Reference	Unit MRP [₹]
60	4NO		LC1DT60A*	9985
80	4NO		LC1DT80A*	14900

### Coil Voltage Code

Type	Voltage	24-60V AC/DC	48-130V AC/DC	100-250V AC/DC
AC/DC*	LC1D09 - D38, LC1D40A - 80A, LC1DT60A - 80A	BNE	EHE	KUE
24V DC Low Consumption*	LC1D40A - 80A, LC1DT60A - 80A	BBE (24V DC only)		



Check the features of the TeSys D Green

For details on non standard references, technical parameters, accessories, compatibility, stockable and non stockable status please contact Customer Care

NORMAL STOCK ITEMS

W.E.F. January 27, 2020

Description	For use with	Reference	Unit LP [₹]
<b>Power connection accessories</b>			
Terminal block	For supply to one or more GV2 G busbar sets	GV1G09	1550
Set of 63A busbars for parallelling of contactors	2 contactors LC1D09...D18 or D25...D38	GV2G245	1200
	4 contactors LC1D09...D18 or D25...D38	GV2G445	1895
Set of 115A busbars for parallelling of contactors	2 contactors LC1D40A...D80A	GV3G264	2160
	3 contactors LC1D40A...D80A	GV3G364 <sup>(1)</sup>	1150
Set of S-shape busbars	For circuit breakers GV3P** & GV3L** and contactors LC1 D40A...D65A	GV3S	865

\*\*Not applicable for GV3P/GV3L 73A and 80A



GV2G245

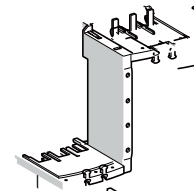


GV1G09

Description	For use with	Reference	Unit LP [₹]
Mechanical interlock	LC1D09 to D38 <sup>(1)</sup>	LAD9V2	550
	LC1D40A to D65A <sup>(1)</sup>	LAD4CM	1120
	LC1D80 and D95 ( for AC control voltage)	LA9D4002	2445
	LC1D80 and D95 (for DC control voltage) <sup>(2)</sup>	LA9D8002	3645
	LC1D115 and D150 <sup>(2)</sup>	LA9D11502	3695

(1) With this set of busbars, any one contactor can be supplied directly by its EverLink® double cage power terminal block. The other two contactors are supplied by the busbar set. The 115A limitation is therefore applied to these two contactors.

(2) With electrical interlock



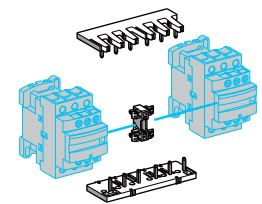
GV3S

Description	For use with	Reference	Unit LP [₹]
<b>Power Connection for Reversing</b>			
Kit Comprising :	LC1D09 to D38	LAD9V5 + LAD9V6	1025
1. A set of parallel bars	LC1D40A to D80A	LA9D65A69	2375
2. A set of reverser bars.	LC1D80 and D95 ( for AC control voltage)	LA9D8069	5085
	LC1D80 and D95 (for DC control voltage)	LA9D8069	5085
	LC1D115 and D150	LA9D11569	8460



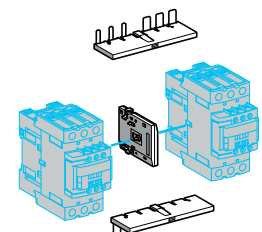
LA9 D8069

Description	For use with	Reference	Unit LP [₹]
<b>Reversing Kit</b>			
Kit Comprising :			
1. A mechanical interlock LAD 9V2 with electrical interlocking LAD 9V1	LC1D09 to D38	LAD9R1V	1140
2. A set of power connections LAD 9V5 (parallel) and LAD 9V6 (reversing).			
Kit Comprising :			
1. A mechanical interlock LAD 9V2 without electrical interlocking	LC1D09 to D38	LAD9R1	905
2. A set of power connections LAD 9V5 (parallel) and LAD 9V6 (reversing).			
Kit Comprising :			
1. A mechanical interlock LAD 4CM	LC1D40A to D80A	LAD9R3	2715
2. A set of power connections LA9 D65A69.			




LAD9R1

Description	For use with	Reference	Unit LP [₹]
<b>Star Delta Kit</b>			
Time delay contact block LAD S2 (LC1D09...D80),	LC1D09 and D12	LAD91217	4290
Power circuit connections (LC1D09...D80),	LC1D18 to D32	LAD93217	5515
Hardware required for fixing the contactors onto the mounting plate (LC1D80)	LC1D40A and D50A	LAD9SD3	11145
	LC1D80	LA9D8017	12375



LAD9R3



LAD91217



LAD9SD3



LA9D8017

For details on non standard references, technical parameters, accessories, compatibility, stockable and non stockable status please contact Customer Care

NORMAL STOCK ITEMS

W.E.F. January 27, 2020

Description	Time Delay Range	Timer Type	Reference	Unit LP [₹]
On delay timer <sup>(1)</sup> (2)	15...30 s	on delay	LA4DT2U	3315
On delay timer <sup>(1)</sup> (2)	0.1...2 s	on delay	LA4DT0U	
On delay timer <sup>(1)</sup> (2)	25...500 s	on delay	LA4DT4U	
Relay interface module - 24V DC <sup>(1)</sup> (2)	-	-	LA4DFB	3055

(1) For LC1 D09...38A (3P, AC coils only) add mounting adaptor LAD4BB and for LC1 D40A...65A (3P, AC coils only), add mounting adaptor LAD4BB3.

(2) For LC1D80...150 (3P), direct mounting, for 100-250V AC Coils only.

Mounting Location	For Use With Contactor	Reference	Unit LP [₹]
Front, Clip-on	LC1D09...D38 (a or c) LC1DT20...DT40 (a or c) LC1D40A...D65A (3P a or c) LC1DT60A and DT80A (4P a or c)	LAD6K10*	3990
	LC1D80...D150 (3P a) LC1D80 and D115 (3 P c) LC1D80 (4 P a) LC1D80 and D115 (4 P a) LP1D80 and LC1D115 (4 P c)	LA6DK20*	4165

\* Reference to be completed by adding coil voltage code

**Note:** For ordering Mechanical Latch Block with other coil voltages, please add ₹ 190/- to the unit price of the standard reference

VOLTAGE (AC/DC)	24	42/48	110/127	220/240	380/415
Code	B	E	F	M	Q

## Spare coils D Model

Product Compatibility	Reference	Unit LP [₹]
<b>AC Coils</b>		
CAD, LC1-D09...D38, DT20..40	LXD1*	920
LC1D40A, D50A, D65A & LC1DT60A, DT80A	LXD3*	2480
D80 & D95 (3P & 4P)	LX1D6*	2990
LC1-D115,D150	LX1D8*	5055
<b>DC Coils</b>		
LC1-D80-D95	LX4D7**	7780
LC1-D115, D150	LX4D8**	8555

**Note:** For ordering coils with other voltages and frequencies, please add ₹ 190/- to the unit price of the respective standard coil.

\* Reference to be completed by adding coil voltage code

## Coil Voltage Code

TYPE	VOLTAGE (V)	24	110	220	415
AC*	CAD, LC1-D09...D38, DT20..40, LC1 - D150, LC1D40A, D50A, D65A & LC1DT60A, DT80A, LC1D150 LC1D80, D95, D115	B7	F7	M7	N7

For details on non standard references, technical parameters, accessories, compatibility, stockable and non stockable status please contact Customer Care

NORMAL STOCK ITEMS

W.E.F. January 27, 2020

Accessories - D Model

Description	For use with	Contacts	Reference	Unit LP [₹]	
<b>Add On Blocks</b>					
Additional instantaneous auxiliary contact blocks	LC1D09 ...LC1D150 & LC1F*	Front Mounted	1NO + 1NC	LADN11	370
			2NO	LADN20 <input checked="" type="checkbox"/>	
			2NC	LADN02	465
			2NO + 2NC	LADN22 <input checked="" type="checkbox"/>	665
			4NC	LADN04	770
	LC1D80..LC1D95 & LC1F	Front Mounted	4NO	LADN40 <input checked="" type="checkbox"/>	665
			1NO + 3NC	LADN13	
			3NO + 1NC	LADN31 <input checked="" type="checkbox"/>	255
			1NO	LADN10	
			1NC	LADN01	

Description	Contacts	Reference	Unit LP [₹]	
<b>Add On Blocks</b>				
Additional instantaneous auxiliary contact blocks	Side Mounted <sup>(1)</sup>	1NO + 1NC	LAD8N11	1120
		2NO	LAD8N20	
Pneumatic timer blocks front mounted	ON delay	1NO + 1NC 0.1..3s	LADT0	2655
		1NO + 1NC 0.1..30s	LADT2	
		1NO + 1NC 10..180s	LADT4	
	OFF delay	1NO + 1NC 1..30s <sup>(2)</sup>	LADS2 <input checked="" type="checkbox"/>	2830
		1NO + 1NC 0.1 ..3s	LADR0	2655
		1NO + 1NC 0.1 ..30s	LADR2 <input checked="" type="checkbox"/>	
1NO + 1NC 10..180s	LADR4			
Set of shins to be used with 4 pole contactors			LA9D511	1080

(1) Suitable for mounting on D Model range AC Coil Contactors and Control Relays only

(2) With Switching time of 40 ms between opening of the NC contact and closing of the NO contact recommended for Star - Delta Starters

Accessories compatibility

Contactors		Instantaneous auxiliary contacts					Time delay Front mounted	
Type	Number of poles and size	Side mounted	Front mounted					
			1 contact	2 contact	4 contacts			
AC & AC/DC	3P	LC1D09...D38	1 on LH side	and	-	1	or 1	or 1
		LC1D40A...D80A	1 on LH or 1 on RH side	and	-	1	or 1	or 1
		LC1D80 and D95A (50/60 Hz)	1 on each side	or	2	and 1	or 1	or 1
		LC1D80 and D95A (50 or 60 Hz)	1 on each side	and	2	and 2	or 1	or 1
		LC1D115 and D150	1 on LH side	and	-	1	or 1	or 1
	4P	LC1DT20...DT40	1 on LH side	and	-	1	or 1	or 1
		LC1DT60A and DT80A	1 on LH or 1 on RH side	and	-	1	or 1	or 1
		LC1D40008, D65008 and D80	1 on each side	or	1	or 1	or 1	or 1
		LC1D115	1 on each side	and	1	or 1	or 1	or 1
		LC1D09...D38	-	-	-	1	or 1	or 1
DC	3P	LC1D40A...D80A	-	-	1	or 1	or 1	
		LC1D80 and D95	-	-	1	or 1	or 1	
		LC1D115 and D150	1 on LH side	and	-	1	or 1	or 1
	4P	LC1DT20...DT40	-	-	1	or 1	or 1	
		LC1DT60A and DT80A	-	-	1	or 1	or 1	
		LC1D40008, D65008 and D80	-	-	2	and 1	or 1	or 1
		LC1D115	1 on each side	-	and 1	or 1	or 1	
LC (3)	3P	LC1D09...D38	-	-	1	-	-	
	4P	LC1DT20...DT40	-	-	1	-	-	

(3) LC : Low consumption

For details on non standard references, technical parameters, accessories, compatibility, stockable and non stockable status please contact Customer Care

NORMAL STOCK ITEMS

W.E.F. January 27, 2020

## Accessories for TeSys D

Description	For Use With	Reference	Unit LP [₹]
<b>For Contactor D115/150</b>			
arc chamber - 3P	LC1D115	LA5D11550	4960
arc chamber - 3P	LC1D150	LA5D15050	
contacts set - 3P	LC1D115	LA5D1158031	13070
contacts set - 3P	LC1D150	LA5D150803	13555
contacts set - 4P	LC1D1150046	LA5D115804	18025

Product Compatibility	Fixing	Control Circuit Voltage	Suppressor Type	Reference	Unit LP [₹]
<b>Coil Suppressor Modules</b>					
LC1D12...D25 (4P)	Clip-on	24...48V AC	RC Circuit AC	LA4DA1E	1020
LC1D12...D25 (4P)		110...240V AC	RC Circuit AC	LA4DA1U	
LC1D12 & D25 (4P)		12...250V DC	Diode DC	LA4DC1U	
LC1D12...D25 (4P)		24...48V AC/DC	Varistor AC/DC	LA4DE1E	
-		110...250V AC/DC	Varistor AC/DC	LA4DE1U	
LC1D09...D38, LC2D09...D38, LC1DT20...DT40, LC2DT20...DT40 (3P)		24...48V AC	Varistor AC/DC	LAD4VE	985
CAD		24...48V AC 400Hz	RC Circuit AC	LAD4RCE	
		50...127V AC 200Hz	RC Circuit AC	LAD4RCG	
CAD		110...240V AC 100Hz	RC Circuit AC	LAD4RCU <input checked="" type="checkbox"/>	895
		110...250V AC	Varistor AC/DC	LAD4VU	
LC1D80, LC1D95, LC2D80, LC2D95 (3P) LC2D80 (4P), LC1D40008, LC1D65008	Screw	24...250V DC	Diode DC	LA4DC3U	1020
LC1D80...D115, LC2D80...D115 (3P) LC1D80...D115, LC2D80...D115 (4P)		24...48V AC	Varistor AC/DC	LA4DE2E	975
		110...250V AC	Varistor AC/DC	LA4DE2U	
		24...48V AC 400Hz	RC Circuit AC	LA4DA2E	
		50...127V AC 200Hz	RC Circuit AC	LA4DA2G	1540
		110...240V AC 100Hz	RC Circuit AC	LA4DA2U	1020
		380...415V AC 150Hz	RC Circuit AC	LA4DA2N	1540
		24...48V DC	Varistor AC/DC	LA4DE3E	1020
		110...250V DC	Varistor AC/DC	LA4DE3U	975

For details on non standard references, technical parameters, accessories, compatibility, stockable and non stockable status please contact Customer Care

NORMAL STOCK ITEMS

W.E.F. January 27, 2020

## Modular marking system simplifies identification of standard contactors in the control panel to enhance visibility of the safety chain

### Simple, customisable modular marking system

#### Standard TeSys D contactors

Easy-to-attach covers:



Auxiliary blocks for more contact points:



Flexibility to customise contactors included in the safety chain during panel building



Simpler and faster maintenance with 100% visibility



Safety covers and auxiliary blocks prevent screwdriver contact with poles

#### Standard TeSys U motor starters

Translucent labels to identify safety-chain devices:



### Complete safety-chain identification system

#### TeSys D range

Retrofit contactor safety covers



LAD9ET1S  
9A upto 65A

LAD9ET3S  
80A to 95A

LAD9ET4S  
110A to 150A

Auxiliary contact block



LADN22S  
2NO + 2NC

#### TeSys U range

Retrofit identification label



LU9ET1S

Also available for CAD32/CAD50

### Built in Safety

TeSys U motor starters are certified according to IEC 60947-4-1 for safety applications thanks to integrated mirror contact

Description	For Use with	Reference	Unit LP [₹]
Red cover (for safety chain indication)	LC1D09...D80A and DT20...DT80A	LAD9ET1S	525
	LC1D80 and D95	LAD9ET3S	
	LC1D115 and D150	LAD9ET4S	
Auxiliary Contact Block With red front face - for safety chain indication	2NO + 2NC	LADN22S	755


For details on non standard references, technical parameters, accessories, compatibility, stockable and non stockable status please contact Customer Care

NORMAL STOCK ITEMS

W.E.F. January 27, 2020



# A perfect fit for power switching




## TeSys F 1250 to 2600A

**Designed for demanding power switching applications. The complete, robust TeSys™ F range keeps pace with demanding AC-1 applications in wind power, solar and more.**

- Optimised size for reduced panel space
- Proven reliability & high electrical durability
- Wide operating temperature range: up to 60 deg C
- Type 1 & 2 Co-ordination with MasterPact™ ACB
- Shared accessories with entire TeSys F range
- Drawer-mounted coils allow easy maintenance

Introducing the specially designed LC1SF1200\* Contactor for solar PV applications

## Power Contactors - F Model (3 Pole AC/DC Control)



- Conformity to International Standards – IEC, UL, CSA, CE
- High electrical life
- Type 2 Co-ordination Charts available
- Common accessories as Model D
- Rating : 115 - 2600A, AC/DC Coils, special Hoisting application coils
- Shock Proof version and Magnetic latching contactor available

[Ie] Rated Operational Current AC-1	Motor Power (Long Life) AC-3			Reference	Unit LP [₹]
	kW	HP	A		
200	59	80	115	LC1F115	17755
250	80	110	150	LC1F150	24610
275	100	135	185	LC1F185	29960
315	110	150	225	LC1F225	32635
350	140	190	265	LC1F265	39590
400	180	245	330	LC1F330	49220
500	220	300	400	LC1F400	54035
700	280	380	500	LC1F500	77575
1000	375	500	630	LC1F630	124120
1000	450	610	800	LC1F800	192600
1250	630	840	1000	LC1F1000	333840

**Note:**

- Contactor reference does not include coil. Contactor coil & aux. contacts to be ordered separately.(Coil includes 1NO contact)
- Please select coils from table on next page (Page-30).

## Power Contactors - F Model (2 Pole & 4 Pole AC/DC Control)



- Conformity to International Standards – IEC, UL, CSA
- 2 and 4 pole versions available
- 240-1600A in AC-1 duty, AC/DC coils
- Common accessories same as Model D
- High electrical life

[Ie] Rated Operational Current AC-1	Power Pole Composition	Reference	Unit LP [₹]
200	4NO	LC1F1154	29680
250	4NO	LC1F1504	36040
275	4NO	LC1F1854	44520
315	4NO	LC1F2254	53210
350	4NO	LC1F2654	58830
400	4NO	LC1F3304	69535
500	2NO	LC1F4002	49290
500	4NO	LC1F4004	81090
700	2NO	LC1F5002	72080
700	4NO	LC1F5004	123310
1000	2NO	LC1F6302	121900
1000	4NO	LC1F6304	171720
1600	4NO	LC1F7804	365765

**Note:**

- Contactor reference does not include coil. Contactor coil & aux. contacts to be ordered separately.(Coil includes 1NO contact)
- Power terminals may be protected by the addition of shrouds, to be ordered separately.

## 3P AC/DC control for AC-1 applications

[Ie] Rated Operational Current AC-1	Reference	Unit LP [₹]
1250	LC1F1250	on Request
1700	LC1F1700	
2100	LC1F2100 <sup>(1)</sup>	
2600	LC1F2600 <sup>(2)</sup>	

(1) With set of right-angled connectors LA9 F2100

(2) With set of right-angled connectors LA9 F2600

For details on non standard references, technical parameters, accessories, compatibility, stockable and non stockable status please contact Customer Care

NORMAL STOCK ITEMS

W.E.F. January 27, 2020

## Coils F Model

Product compatibility	AC Coil Reference	Unit LP [₹]	DC Coil Reference <sup>(2)</sup>	Unit LP [₹]
LC1F115, LC1F150	LX9FF*	3495	LX4FF**	7395
LC1F185, LC1F225	LX9FG*	4840	LX4FG**	9845
LC1F265, LC1F330	LX1FH*	6020	LX4FH**	11985
LC1F400	LX1FJ*	12400	LX4FJ**	18975
LC1F500	LX1FK*	14750	LX4FK**	19585
LC1F630	LX1FL*	16500	LX4FL**	20300
LC1F780	LX1FX* <sup>(3)</sup>	40755	LX4FX** <sup>(3)</sup>	25000
LC1F800	<sup>(1)</sup>	-	LX4F8**	28920
LC1F1000, LC1F1700, LC1F2100	LX1FK* <sup>(3)</sup>	14750		
LC1F2600	LX1FL* <sup>(3)</sup>	16500		

Please replace ( \* ) with the Corresponding Control Voltage.

(1) Use rectifier with required DC coil (Ref: DR5TE4U)

(2) Coil with suppressor fitted as standard.

(3) Set of two coils to be connected in series.

## Coil Voltage Code

Type	Voltage (V)	24	110	220	415
AC*	LC1F115-F225, LC1F400-630	-	110	220	415
	LC1F265, LC1F330	-	1102	2202	3802
	LC1F1000	-	55	110	220
	LC1F1700, 2100, 2600	-	65	110	220
DC**	LC1F115-LC1F330	24	110	220	-
	LC1F400-LC1F780	-	110	220	
	LC1F800	-	FW	MW	

**Note:** For ordering coils with other voltages and frequencies, please add ₹ 190/- to the unit Price of the respective standard coil.

## Accessories - D and F Model

Description	For use with	Contacts	Reference	Unit LP [₹]	
<b>Add on Blocks</b>					
Additional instantaneous auxiliary contact blocks	LC1D09...LC1D150 & LC1F	Front Mounted	1NO + 1NC	LADN11	370
			2NO	LADN20	
			2NC	LADN02	465
			2NO + 2NC	LADN22	665
			4NC	LADN04	770
			4NO	LADN40	665
	1NO + 3NC	LADN13			
	LC1D80...LC1D95* & LC1F		3NO + 1NC	LADN31	255
			1NO	LADN10	
			1NC	LADN01	

For details on non standard references, technical parameters, accessories, compatibility, stockable and non stockable status please contact Customer Care

NORMAL STOCK ITEMS

W.E.F. January 27, 2020

## Accessories - D and F Model

Description		Contacts	Reference	Unit LP [₹]
<b>Add On Blocks</b>				
Additional instantaneous auxiliary contact blocks	Side Mounted <sup>(1)</sup>	1NO + 1NC	LAD8N11	1120
		2NO	LAD8N20	
Pneumatic timer blocks front mounted	ON delay	1NO + 1NC 0.1..3s	LADT0	2655
		1NO + 1NC 0.1..30s	LADT2	
		1NO + 1NC 10..180s	LADT4	
	OFF delay	1NO + 1NC 1..30s <sup>(2)</sup>	LADS2 <input checked="" type="checkbox"/>	2830
		1NO + 1NC 0.1 ..3s	LADR0	2655
		1NO + 1NC 0.1 ..30s	LADR2 <input checked="" type="checkbox"/>	
	1NO + 1NC 10..180s	LADR4		

(1) Suitable for mounting on D Model range AC Coil Contactors and Control Relays only

(2) With Switching time of 40 ms between opening of the NC contact and closing of the NO contact recommended for Star - Delta Starters

\* Suitable for 80A, 95A & Model F contactors only

For Use With Contactor	Reference	Unit LP [₹]
<b>Mechanical Interlocks <sup>(1)</sup> - Horizontally Mounted</b>		
LC1F115, LC1F150, LC1F1154, LC1F1504	LA9FF970	3650
LC1F185, LC1F1854, LC1F225, LC1F2254	LA9FG970	4215
LC1F265, LC1F330, LC1F400, LC1F500, LC1F2654, LC1F3304, LC1F4004, LC1F5004	LA9FJ970	4720
LC1F630, LC1F6304, LC1F800	LA9FL970	5255

(1) For assembly of 3/4 pole 2 contactors of identical rating. To obtain electrical interlocking, please order 2 contact blocks LADN11

All power connections are to be made by the user.

### Main Contact Sets\*

LC1F115, LC1F150	LA5FF431 <input checked="" type="checkbox"/>	19330
LC1F185, LC1F225	LA5FG431	27925
LC1F265	LA5FH431	36780
LC1F330, LC1F400	LA5F400803	44595
LC1F500	LA5F500803	57365
LC1F630	LA5F630803	91245
LC1F800	LA5F800803	114580

\* For 3 Pole contactor (per pole: 2 fixed contacts and 1 moving contact, 2 deflectors, 1 backplate, fixing screws & washers.)

Description	For use with	110V Reference	220V Reference	Unit LP [₹]
<b>Suppressor Blocks</b>				
suppressor module clip on	All AC ratings	LA4FRFCF	LA4FRCP	4915
suppressor bracket	For all LA4F	LA9D09981		515

Product compatibility	110V Reference	220/230V Reference	415/440V Reference	Unit LP [₹]
-----------------------	----------------	--------------------	--------------------	-------------

### Hoisting Applications - AC Coils

LC1F265				
LC1F330	LX9FH1102	LX9FH2202	-	On request
LC1F400	LX9FJ925	LX9FJ931	LX9FJ937	On request
LC1F500	LX9FK925	LX9FK931	LX9FK937	On request
LC1F630	LX9FL924	LX9FL931	LX9FL936	On request

**Note:** Rectifier is a must with the coil. Ref no. DR5TE4U for 110..230V & DR5TE4S\* for 415..440V, needs to be added extra with coil.

Product compatibility	48V Reference	110V Reference	220V Reference	440/460 V Reference	Unit LP [₹]
-----------------------	---------------	----------------	----------------	---------------------	-------------

### Hoisting Applications - DC Coils

LC1F400	LX9FJ918	LX9FJ926	LX9FJ932	LX9FJ938	On request
LC1F500	LX9FK918	LX9FK926	LX9FK932	LX9FK938	On request
LC1F630	LX9FL918	LX9FL926	LX9FL931	LX9FL937	On request

**Note:**

• Resistor is a must with every coil as per the quantity mentioned.

• **Economy Resistor to be selected from below table as per coil voltage code**

Contactor	110V Reference	220V Reference	440/460V Reference	Unit LP [₹]
-----------	----------------	----------------	--------------------	-------------

### Economy Resistor

• To be used with hoisting application DC coil

LC1F400	1 X DR2SC0047	1 X DR2SC1200	1 X DR2SC4700	On request
LC1F500	1 X DR2SC0039	1 X DR2SC1000	1 X DR2SC3300	On request
LC1F630	2 X DR2SC0047	2 X DR2SC0047	2 X DR2SC3900	On request

For details on non standard references, technical parameters, accessories, compatibility, stockable and non stockable status please contact Customer Care

NORMAL STOCK ITEMS

W.E.F. January 27, 2020

# TeSys Special Purpose Contactor

## Capacitor Duty Contactor



Nominal Reactive Power 440V	Auxiliary Contacts	Reference	Unit MRP ₹]
<b>LC1-D•K - with Damping Resistors &amp; Block of Early Make poles</b>			
12.5 kVar	1NO + 2NC	LC1DFK*	2935
16.7 kVar	1NO + 2NC	LC1DGK*	4120
20 kVar	1NO + 2NC	LC1DLK*	4630
25 kVar	1NO + 2NC	LC1DMK*	5080
33.3 kVar	1 NO + 2NC	LC1DPK*	11060
40 kVar	1NO + 2NC	LC1DTK*	15240
60 kVar	1NO + 2NC	LC1DWK12*	17155

#Contactor recommended upto 6 steps. For over 6 steps it is recommended to use chokes

\* Reference to be completed by adding coil voltage code

### \* Coil Voltage Code

VOLTAGE	110	220
LC1DFK....DWK, 50/60Hz	F7	M7

**Note:** For ordering contactors with other coil voltages & frequencies, please add ₹ 190/- to the unit price of the standard contactor of the same rating.



Instruction Manual  
Video for Capacitor  
Duty Contactors



Guide for the Design  
and Production of LV  
Power Factor  
Correction Cubicles

For complete information on selection of capacitor switching please refer to the TeSys catalogue

For details on non standard references, technical parameters, accessories, compatibility, stockable and non stockable status please contact Customer Care

NORMAL STOCK ITEMS

W.E.F. January 27, 2020

# TeSys Special Purpose Contactor

## TeSys LC1 FG 3-pole Shockproof Contactors



In an environment subject to severe mechanical shocks, unwanted closing of a contactor's poles and the serious consequences of this, is not permissible. Shockproof contactors LC1 FG150 to FG630 are equipped with an auxiliary electromechanical device which ensures that the contactor is mechanically locked in the "open" position when it's main electromagnet is not energised.

If the contactor is subjected to mechanical impact, from back to front or from front to back, accidental closing of the poles is then impossible. In addition, accidental opening of the poles (when the contactor is in the "on" position), is virtually impossible due to the significant pull-in force characteristic of these contactors.

- Marine: on-board equipment, windlasses, capstans, winches, etc...
- Military equipment : land, sea, launching silos.
- Heavy mechanical handling systems: travelling cranes, cranes, gantries.
- Conveying and handling: lifts, hoists, conveyors.
- Equipment for power stations.
- Distribution boards.

## Vacuum Contactors (3 Pole AC Control)

[Ie] Rated Operational Current		Motor Power		Auxiliary Contacts	Reference	Unit LP (₹)
AC-1	AC-3	kW	HP			
160	160	75	100	2NO + 1NC	LC1V160*	114720
320	320	160	213	1NO + 1NC	LC1V320*	154050
630	610	300	400	1NO + 1NC	LC1V610*	276305

VOLTAGE	110-120	220-240	380-415	440-480	550-600
Code	FE7	P7	V7	R7	X7

**Note:** Accessories for Vacuum Contactors available on request, please contact our Sales Office.

## Bar contactors



### General Purpose offer

#### LC1B Range for standard applications

- From 750A to 1800A AC-3
- From 800A to 2750A AC-1

#### CR1B Magnetic latching contactors - 1000V

- From 750A to 1800A AC-3
- From 800A to 2750A AC-1

#### Special range of configurable bar contactors for Photovoltaic applications

- CV3BJ, for voltages between 1000 and 1500V DC
- Complete range of configurable bar contactors CV1\*, CV3\*

Special purpose offers for induction furnaces, DC excitation circuits of synchronous motors etc.

For details on non standard references, technical parameters, accessories, compatibility, stockable and non stockable status please contact Customer Care

NORMAL STOCK ITEMS

W.E.F. January 27, 2020

## The most compact 3 KW / 400 V starter in the world



### Up to 75 % of space reduction

- Ultra-compact 22.5 mm starter
- Reversing starter in the same width
- Maximum space savings for group starter architecture

### Long electrical durability

- Suitable for high demanding application
- 30 000 000 of AC53a electrical cycles

> With printed QR code, referring directly to the product data sheet.

### Easy Design

- Wide range setting motor protection
- Automatic, manual or remote reset after thermal trip
- Wide range of control voltage

### Easy to integrate

- Direct mounting installation on DIN rail
- Control terminals on the upper side
- Power terminal on the lower side

# TeSys H - Ultra-ComPact starters

## Standard version



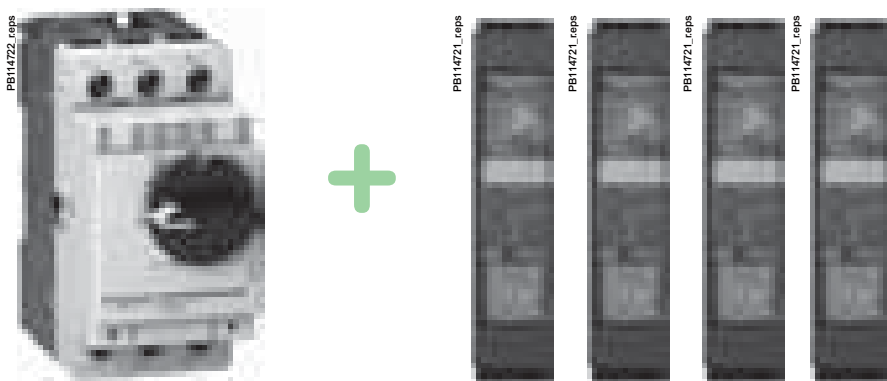
- **2 ratings:**
  - 2.4A 400V AC-53a
  - 6.5A 400V AC-53a
- **control voltages:**
  - 24V DC
  - 110V / 230V AC
- **2 terminal types:**
  - Screw clamps
  - Spring
- **Can provide up to 3 functions:**
  - Forward running
  - Reverse running
  - Overload protection

## Standard Starter Tesys H

Motor Power @ 415V AC	Current range	Screw terminals	Unit LP [₹]	Spring terminals	Unit LP [₹]
<b>kW</b>					
<b>1 way (DOL)</b>					
0.75	0.18...2.4A	LZ1H2X4**	On Request	LZ1H2X43**	On Request
3	1.5...6.5A	LZ1H6X5**	On Request	LZ1H6X53**	On Request
<b>2 ways (RDOL)</b>					
0.75	0.18...2.4A	LZ2H2X4**	On Request	LZ2H2X43**	On Request
3	1.5...6.5A	LZ2H6X5**	On Request	LZ2H6X53**	On Request

\*\* reference to be completed with the control code : BD (24V DC) or FU (110-230V AC)

## Selection Chart for TeSys H



GV2L + LZ2H2X4BD

## Selection of the circuit breaker Type 1 Co-ordination according to IEC/EN 60947-4-2

Max A	Iq kA	Number of TeSys H		Reference Circuit breaker	
		2.4 A	6.5 A	Rotary	Rocker
0.4	50.0	1	–	GV2L03	GV2LE03
0.63	50.0	1	–	GV2L04	GV2LE04
1	50.0	1	1	GV2L05	GV2LE05
1.6	50.0	1	1	GV2L06	GV2LE06
2.5	35.0	1	1	GV2L07	GV2LE07
4	12.5	1	1	GV2L08	GV2LE08
6.3	8.0	2	1	GV2L10	GV2LE10
10	7.0	4	1	GV2L14	GV2LE14
14	5.0	5	2	GV2L16	GV2LE16
18	4.0	7	2	GV2L20	GV2LE20
25	4.0	10	3	GV2L22	GV2LE22
32	3.0	13	4	GV2L32	GV2LE32

For details on non standard references, technical parameters, accessories, compatibility, stockable and non stockable status please contact Customer Care

NORMAL STOCK ITEMS

W.E.F. January 27, 2020



# TeSys Protection Range

TeSys has the most rugged and reliable solution to manage motors

Please find a quick range overview below

Protection	TeSys Motor Control and Protection Solution						
	GV2P, GV4P GV3P, GV2ME	GV4PEM	Thermal Overload Relays	Overtorque Relays	TeSys U	EOCR	TeSys
	 GV2P GV3P GV2ME	 GV4PEM	 LR2K LRD LR9D LR9F	 EOCR SS EOCR SSD	 TeSys U	 EOCR	 TeSys T TeSys Island
<b>Short circuit</b>							
<b>Causes of overheating</b>							
• Slight overload							
• Locked rotor							
• Ventilation fault							With probes
• Abnormal temperature rise							With probes
• Shaft bearing seizure							
• Insulation fault							
• Long starting time		Adjustable					Adjustable
• Severe duty							
• Voltage variation							
<b>Causes of phase variation</b>							
• Phase reversal			LR9D only				
• Phase losses							
• Phase imbalance							
• Earth fault	GV4P only						
<b>Mechanical shocks</b>							
<b>Historic fault, prealarming</b>							
			Possible Pre-alarm				

For details on non standard references, technical parameters, accessories, compatibility, stockable and non stockable status please contact Customer Care

NORMAL STOCK ITEMS

W.E.F. January 27, 2020

# Overload relays for Motor Safety

New TeSys LR9D electronic overload relays  
provide motor safety tailored to your needs



## Thermal Overload Relays - K Model (Direct Mounting)




- Conformance to IEC, UL, CSA, CE
- Range : 0.1A to 16A
- Direct & Independent mounting
- Trip class 10A

Thermal Protection Adjustment Range	For Use With	Reference*	Unit LP [₹]
0.11...0.16		LR2K0301	1735
0.16...0.23		LR2K0302	
0.23...0.36		LR2K0303	
0.36...0.54		LR2K0304	
0.54...0.8		LR2K0305	
0.8...1.2		LR2K0306	
1.2...1.8	LC1K, LP1K, LP4K,	LR2K0307	
1.8...2.6	LP2K, LC2K	LR2K0308	
2.6...3.7		LR2K0310	
3.7...5.5		LR2K0312	
5.5...8		LR2K0314	
8...11.5		LR2K0316	
10...14		LR2K0321	1765
12...16		LR2K0322	

\* Note: Terminal Block for Clip-on Mounting LA7K0064

## Thermal Overload Relays - D Model



- Conformance to IEC, UL, CSA
- Range : 0.1A to 104A
- Higher operating temperature
- Tripping class 10A & 20 available
- Direct mounting on contactor is possible upto 95A

Thermal Protection Adjustment Range	For Use With	Reference*	Unit MRP [₹]
<b>LRD Model (Direct Mounting)</b>			
0.1...0.16		LRD01	1745
0.16...0.25		LRD02	
0.25...0.4		LRD03	
0.4...0.63		LRD04	
0.63...1		LRD05 <input checked="" type="checkbox"/>	
1...1.6	GV2L03, LE03,	LRD06 <input checked="" type="checkbox"/>	
1.6...2.5	LC1D09...LC1D38	LRD07 <input checked="" type="checkbox"/>	
2.5...4		LRD08 <input checked="" type="checkbox"/>	
4...6		LRD10 <input checked="" type="checkbox"/>	
5.5...8		LRD12 <input checked="" type="checkbox"/>	
7...10		LRD14 <input checked="" type="checkbox"/>	1960
9...13		LRD16 <input checked="" type="checkbox"/>	
12...18		LRD21 <input checked="" type="checkbox"/>	2020
16...24	GV2L22, LC1D25...D38	LRD22 <input checked="" type="checkbox"/>	
23...32	LC1D25...LC1D38, LC1D32	LRD32 <input checked="" type="checkbox"/>	3240
30...38	LC1D32, LC1D38	LRD35	
23...32	LC1D40A...D65A	LRD332	3585
30...40	LC1D80...LC1D95	LRD3353	
30...40	LC1D40A...D65A	LRD340	
30...40	LC1D80...LC1D95	LRD3355	
37...50	LC1D40A...D65A	LRD350 <input checked="" type="checkbox"/>	4920
48...65	LC1D80...LC1D95	LRD3357	5885
62...80	LC1D40A...D65A	LRD365	6315
62...80	LC1D80A	LRD380	6580
48...65	LC1D80...LC1D95	LRD3359	6315
63...80	LC1D80...LC1D95	LRD3363	6850
80...104	LC1D80, LC1D95	LRD3365	8455

## Electronic Overload Relay - D Model




- Conformance to IEC, UL, CSA
- Range : 0.1A to 32A
- 5:1 Adjustment range
- High Operating Temperature
- Field selectable tripping class : 5, 10, 20 & 30
- Type 1 & Type 2 Co-ordination chart available

Current Range	For Use With	Reference*	Unit MRP [₹]
0.1...0.5		LR9D01	7920
0.4...2.0	LC1D09 - 38A	LR9D02	8130
1.6...8.0	Direct Mounting	LR9D08	
6.4...32		LR9D32	9095

Note: For LR9D01 to LR9D32 - Terminal Block for Clip on Mounting LAD7B205.

## Electronic Overload Relay - F Model



- Conformity to International Standards - IEC, UL, CSA
- Direct mounting on contactors is possible upto 630A
- Higher operating temperature
- Tripping class 10

Thermal Protection Adjustment Range	Reference	Unit LP [₹]
<b>LR9-F Electronic Protection Relays</b>		
30...50	LR9F5357	11000
48...80	LR9F5363	
60...100	LR9F5367	11235
90...150	LR9F5369 <input checked="" type="checkbox"/>	
132...220	LR9F5371	13160
200...330	LR9F7375	14125
300...500	LR9F7379	17335
380...630	LR9F7381	18405

### Note:

- For LRD01...LRD35 - Terminal Block for clip-on Mounting LAD7B106
- For LRD33\*\* - Terminal Block for clip-on Mounting LA7D3064
- For LRD332, LRD340, LRD350 & LRD365 - Connection block for separate mounting LAD96560
- The LRD relays can be used for AC or DC current up to 104A
- For long starting, Class 20 relays are available on request.
- Device for remote tripping and electrical reset is available on request.

For details on non standard references, technical parameters, accessories, compatibility, stockable and non stockable status please contact Customer Care

NORMAL STOCK ITEMS

W.E.F. January 27, 2020


# Advanced Motor Protection

High performance protection  
for your application



## EOLR Electronic Overload Relay

- Precise Overload Protection
- Wide operating Range 5:1
- Higher Operating Temperature
- Selectable Trip Class



## EOCR Electronic Over Current Relay

- Compact and Robust
- Advanced current protections
- Suitable for 1-phase and 3-phase applications
- Suitable for motors upto 400A
- Pass-through CT for electrical isolation

# EOLR - LR9D

## Electronic Overload Relay



- Conformance to IEC, UL, CSA
- Range : 0.1A to 32A
- 5:1 Adjustment range
- High Operating Temperature
- Field selectable tripping class : 5, 10, 20 & 30
- Type 1 & Type 2 Co-ordination chart available

Current Range	For Use With	Reference*	Unit MRP [₹]
0.1....0.5		LR9D01	7920
0.4....2.0	LC1D09 - 38A	LR9D02	8130
1.6....8.0	Direct Mounting	LR9D08	8130
6.4....32		LR9D32	9095

**Note:** For LR9D01 to LR9D32 - Terminal Block for Clip on Mounting LAD7B205.

## Analog EOCR

- ComPact
- Protection against over current/phase loss/locked rotor (phase loss/locked rotor operates by over current)
- Manual (instant)/electrical reset
- NVR (No Volt Release) function / Fail Safe
- Suitable for single-phase / 3-phase motors
- LED (operation display and active current display)

## EOCR SS

- Without Display



EOCR SS			
Current Range	Control Voltage	Reference	Unit MRP [₹]
0.5-6	24-240V AC/DC	EOCRSS-05S	4675
0.5-6	380-440V AC	EOCRSS-05W	
3-30	24-240V AC/DC	EOCRSS-30S	
3-30	380-440V AC	EOCRSS-30W	
5-60	24-240V AC/DC	EOCRSS-60S	
5-60	380-440V AC	EOCRSS-60W	

**Note:** 2 SPST output contacts

To order an EOCR-SS:

**E 0 C R S S - 0 5 S**

①	Current Setting Range	5	0.5-6A	For 60A or higher, combine 05Type and an external CT (secondary 5A) for use
		30	3.0-30A	
		60	5.0-60A	
②	Operating Power Supply	S	24-240V AC/DC	
		W	380-440V AC	

**Note:** For a CT combination type, please write an accessory code from the CT Order Codes separately.

For details on non standard references, technical parameters, accessories, compatibility, stockable and non stockable status please contact Customer Care

☑ NORMAL STOCK ITEMS

## Protection Relay Selection table

Features\product	EOLR		EOCR	
	LR9D	SS/SSD	3DM2/FDM2	3MZ2/FMZ2/3BZ2/FBZ2
Precise Overload Protection (Inverse Time)				
Over Current Protection (Definite Time)				
Selectable Trip Clas 5-30				
Current Unbalance Protection				
Locked Rotor, Phase Loss		*		
Under current Protection				
Ground Current Protection				
Current Measurement	3CT	2CT	3CT	3CT
Current Display		#		
Direct Mounting on Contactor	\$			
Fault History				
Configurable protection functions				

\* - over current based protection

# - with SSD

\$ - upto 38 Amps

■ Possible solution

■ Ideal solution

## EOCR SSD

- With Display (Operating Current & Trip Cause)



EOCR SSD			
Current Range	Control Voltage	Reference	Unit MRP [₹]
0.5-6	24-240V AC/DC	EOCRSSD-05S	6750
0.5-6	380-440V AC	EOCRSSD-05W	
3-30	24-240V AC/DC	EOCRSSD-30S	
3-30	380-440V AC	EOCRSSD-30W	
10-60	24-240V AC/DC	EOCRSSD-60S	
10-60	380-440V AC	EOCRSSD-60W	


**Note:** 2 SPST output contacts

To order an EOCR-SSD:

**E 0 C R S S D - 0 5 S**

①	Current Setting Range	5	0.5-6A	For 60A or higher, combine 05Type and an external CT (secondary 5A) for use
		30	3.0-30A	
		60	5.0-60A	
②	Operating Power Supply	S	24-240V AC/DC	
		W	380-440V AC	

**Note:** For a CT combination type, please write an accessory code from the CT Order Codes separately.



## Selection Table for Digital EOCR

**3 D M 2 - W R D U W Z**

1                      2                      3                      4                      5                      6

<b>1</b>	<b>Digital Electronic Over-current Relay</b>	<b>3DM2/FDM2</b>	Without Ground Fault Protection	
		<b>3MZ2/FMZ2</b>	With Ground Fault Protection with External ZCT	
		<b>3BZ2/FBZ2</b>	With Ground Fault Protection inbuilt ZCT	
<b>Built-in display</b>		<b>3●●2</b>	<b>Flush mounting display F●●2</b>	
<b>No</b>	<b>Item</b>	<b>Type</b>	<b>Current Range</b>	
<b>2</b>	<b>Standard</b>	<b>WR</b>	0.5...80A	
<b>3</b>	<b>Relay Output</b>	<b>D</b>	b (95-96), a(97-98), a(07-08) 3DM2, FDM2	
		<b>A</b>	a(97-98): OL, a(57-58): GF	
		<b>C</b>	b(95-96), a(97-98): OL/GF	
		<b>D</b>	b(95-96) : OL, a(57-58): GF*	
<b>4</b>	<b>Control Power</b>	<b>B</b>	AC/DC 24V	
		<b>U</b>	AC/DC 100-240V	
<b>5</b>	<b>Wiring Method</b>	<b>W</b>	Window-hole type*	
		<b>H</b>	Bottom-hole type	
<b>6</b>	<b>Version</b>	<b>Z</b>	New version	

\* Not Possible with 3BZ2/FBZ2

- Micro-controller unit based
- Real time processing / High precision
- Protections : Over current, Under current, Phase loss, Phase reversal, Stall, Jam, Current Imbalance, Earth fault (3MZ2/FMZ2/3BZ2/FBZ2)
- Current Rating – 0.5 to 400A
- Bar graph indication of a load current to the current setting.
- Ancillary functions : Fail safe, Accumulated running hour, 3 faults records & limitation of auto-restart.
- Individual phase I-THD monitoring
- Suitable for low frequency operation
- Communication capable RS485 (Optional)

Digital EOCR				
Current Control Range	Control Voltage	Reference	Description	Unit MRP [₹]
0.5-80A	100-240V AC/DC	3DM2-WRDUWZ	Without ground - fault protection	14750
		3DM2-WRDUHZ		
		FDM2-WRDUWZ	15950	
		FDM2-WRDUHZ		
		3MZ2-WRAUWZ	14950	
		3MZ2-WRAUHZ		
		3MZ2-WRCUWZ		
		3MZ2-WRCUHZ		
		3MZ2-WRDUWZ		
		3MZ2-WRDUHZ		
		3MZ2-WRAUWZ	With ground - fault protection	17950
		FMZ2-WRAUHZ		
		FMZ2-WRCUWZ	21700	
		FMZ2-WRCUHZ		
		FMZ2-WRDUWZ		
		FMZ2-WRDUHZ		
		3BZ2-WRAUHZ		
		3BZ2-WRCUHZ		
FBZ2-WRAUHZ	With ground - fault protection (inbuilt ZCT)	22050		
FBZ2-WRCUHZ				

## EOCR Accessories

ZCT - Ground Fault Protection			
	Reference	Description	Unit LP [₹]
	ZCT-035-Z	ZCT EP 35 mm	4785
	ZCT-080-Z	ZCT EP 80 mm	6985
	ZCT-120-Z	ZCT EP 120 mm	11495

Display Cable for FDM2/FMZ2/FBZ2			
	Reference	Description	Unit LP [₹]
	CABLE-RJ45-001Q	CABLE 1M	1705
	CABLE-RJ45-003Q	CABLE 3M	1815

Current Transformer				
<b>3CT - H1 - 100 - Z</b>				
	Reference	Description	Unit LP [₹]	
	① CT ratio	<b>H1-100-Z</b>	Square 3CT 100:5	3750
		<b>HH-150-Z</b>	Square 3CT 150:5	4650
		<b>H2-200-Z</b>	Square 3CT 200:5	4950
		<b>H3-300-Z</b>	Square 3CT 300:5	5395
		<b>H4-400-Z</b>	Square 3CT 400:5	6350

For details on non standard references, technical parameters, accessories, compatibility, stockable and non stockable status please contact Customer Care

NORMAL STOCK ITEMS

W.E.F. January 27, 2020

# Introducing New TeSys GV4

Circuit breaker for Motor protection




## New TeSys GV4

- ComPact and Robust, covering motors upto 55kW- Breaking capacity upto 100kA
- Available with magnetic, electronic thermal magnetic and advanced protection functions including alarming, jam, long start etc
- Equipped with patented EverLink power connections for the entire range, ensuring 100% reliable connections
- Type 2 Co-ordination with TeSys range of contactors, including TeSys T motor controllers

[se.com/in/TeSys](http://se.com/in/TeSys)

# Circuit Breakers for Motor Protection

## Magnetic Circuit Breaker



- Conformance to IEC 60947 -1,-2,-4
- Magnetic circuit breakers range from 0.1-80 Amps
- High Breaking capacity up to 100kA
- Wide range of accessories

## Thermal Magnetic Circuit Breaker



- Conformance to IEC 60947 -1,-2,-4, conformity to International Standards - UL, CSA, CE
- Thermal magnetic circuit breakers range from 0.1-220 Amps
- High Breaking capacity up to 100kA
- Wide range of accessories
- S-shaped busbar for side-by-side connection with 40 - 65A Contactor

Breaking Capacity at 415V 50Hz	Motor Power AC-3**		Magnetic Protection Rating (A)	Reference	Unit LP [₹]
	kW	HP			

### With Rocker Lever Control (Economy)\*

100kA	0.09	-	0.4	GV2LE03	3640
	0.18	-	0.63	GV2LE04	
	0.37	0.5	1	GV2LE05	
	0.55	-	1.6	GV2LE06	
	1.1	1.5	2.5	GV2LE07	
	1.5	2	4	GV2LE08	
	2.2	3	6.3	GV2LE10	
15kA	3	5.5	10	GV2LE14	4225
	5.5	7.5	14	GV2LE16	
	7.5	10	18	GV2LE20	
	11	15	25	GV2LE22	
10kA	15	20	32	GV2LE32	7170

### With Rotary Handle Control\*

100kA	0.09	-	0.4	GV2L03	4175
	0.18	-	0.63	GV2L04	
	0.37	0.5	1	GV2L05	
	0.55	-	1.6	GV2L06	
	1.1	1.5	2.5	GV2L07	
	1.1	2	4	GV2L08	
	2.2	3	6.3	GV2L10	
50kA	4	5.5	10	GV2L14	11770
	5.5	7.5	14	GV2L16	
	7.5	10	18	GV2L20	
	11	15	25	GV2L22	
	15	20	32	GV2L32	
	18.5	24.79	40	GV3L40	
	22	29.48	50	GV3L50	
	30	40.2	65	GV3L65	
	37	49.58	73	GV3L73	
	50kA	37	49.58	80	
55		73.7	115	GV4LE115N	
75		100.5	150	LV430832	
110		147.4	220	LV431752	
160		214.4	320	LV432749	
200		268	500	LV432949	

### With Protection toggle control

50kA	37	49.58	80	GV4LE80N	12500
	55	73.7	115	GV4LE115N	
	75	100.5	150	LV430832	
	110	147.4	220	LV431752	
	160	214.4	320	LV432749	
	200	268	500	LV432949	

\* Conforming to IEC 60947-2-3-4

\*\* 50/60Hz - 415V

• GV2-L with the D Model contactor and LRD overload relay provides Type 2 Co-ordination

\*\* 50/60Hz - 415V

(1) With GV1-L3 current limiter, breaking capacity can be increased to 100kA. Combination of the GV2-M with the D Model provides Type 2 Co-ordination.

(2) With GV1-L3 current limiter, breaking capacity can be increased to 100kA. Combination of the GV2-P with the D Model provides Type 2 Co-ordination.

Breaking Capacity at 415V 50Hz	Motor Power AC-3**		Thermal Protection Adjustment Range	Reference	Unit MRP [₹]
	kW	HP			

### With Push button Control (Economy)

100kA	-	-	0.1 - 0.16	GV2ME01	3690
	0.06	-	0.16 - 0.25	GV2ME02	
	0.09	-	0.25 - 0.40	GV2ME03	
	0.18	-	0.40 - 0.63	GV2ME04	
	0.37	0.5	0.63 - 1.0	GV2ME05	
	0.55	0.75	1.0 - 1.6	GV2ME06	
	0.75	1	1.6 - 2.5	GV2ME07	
	1.1	2	2.5 - 4	GV2ME08	
	2.2	3	4 - 6.3	GV2ME10	
	3	5.5	6 - 10	GV2ME14	
15kA <sup>(1)</sup>	5.5	7.5	9 - 14	GV2ME16	4655
	7.5	10	13 - 18	GV2ME20	
	9	12.5	17 - 23	GV2ME21	
	11	15	20 - 25	GV2ME22	
10kA <sup>(1)</sup>	15	20	24 - 32	GV2ME32	8665

### With Rotary Handle Control

100kA	-	-	0.1 - 0.16	GV2P01	3800
	0.06	-	0.16 - 0.25	GV2P02	
	0.09	-	0.25 - 0.40	GV2P03	
	0.18	-	0.40 - 0.63	GV2P04	
	0.37	0.5	0.63 - 1.0	GV2P05	
	0.55	0.75	1.0 - 1.6	GV2P06	
	0.75	1	1.6 - 2.5	GV2P07	
	1.1	2	2.5 - 4	GV2P08	
	2.2	3	4 - 6.3	GV2P10	
	3	5.5	6 - 10	GV2P14	
50kA <sup>(2)</sup>	5.5	7.5	9 - 14	GV2P16	4495
	7.5	10	13 - 18	GV2P20	
	9	12.5	17 - 23	GV2P21	
	11	15	20 - 25	GV2P22	
35kA <sup>(2)</sup>	15	20	24 - 32	GV2P32	4790
	18.5	24.79	30...40	GV3P40	
50kA	22	29.48	37...50	GV3P50	5885
	30	40.2	48...65	GV3P65	
	37	49.58	62...73	GV3P73	
	55	73.7	80...115	GV4PE115N	

### With Protection toggle control

50kA	37	49.58	40...80	GV4PE80N	16500
	55	73.7	65...115	GV4PE115N	

### With Direct Rotary Handle

70KA	75	101	70...150	GV5P150H	30000
	110	147	100...220	GV5P220H	
	160	214	160...320	GV6P320H	
	200	268	250...500	GV6P500H	

For details on non standard references, technical parameters, accessories, compatibility, stockable and non stockable status please contact Customer Care

✓ NORMAL STOCK ITEMS

W.E.F. January 27, 2020



# MCCB for Motor Protection

## GV4LE



- IEC/EN 60947-1, IEC/EN 60947-2, CCC, EAC
- Can be used with class 5, 10 or 20 relay
- Short Circuit Protection with an adjustable pick-up  $I_i = 6$  to 14  $I_n$ .
- From 0.25 - 55kW

### Magnetic Protection Toggle Control

Motor Power AC-3 (400/415V AC)		In (A)	Magnetic setting range A	25kA breaking capacity		50kA breaking capacity		100kA breaking capacity		
kW	HP			Reference	Unit LP [₹]	Reference	Unit LP [₹]	Reference	Unit LP [₹]	
0.25..0.75	0.3..1	2	12..28	-	-	GV4LE02N6	10000	GV4LE02S6	13000	
0.55..1.5	0.7..2	3.5	21..49	-	-	GV4LE03N6		GV4LE03S6		
1.5..3	2..4	7	42..96	-	-	GV4LE07N6		GV4LE07S6		
3..5.5	4..7.5	12.5	75..175	-	-	GV4LE12N6	12000	GV4LE12S6	15500	
5.5..11	7.5..14	25	150..350	GV4LE25B6	12000	GV4LE25N6		GV4LE25S6		
11..22	15..30	50	300..700	GV4LE50B6		GV4LE50N6		12500		GV4LE50S6
18.5..37	25..50	80	480..1120	GV4LE80B6		GV4LE80N6				GV4LE80S6
30..55	40..75	115	690..1610	GV4LE115B6	GV4LE115N6	GV4LE115S6				

**Note:** For Everlink termination please order after removing the 6 at the end Eg. GV4LE115N

## GV4PE



- IEC/EN 60947-1, IEC/EN 60947-2, IEC/EN 60947-4-1, UL 60497-4-1, CCC, EAC, CSA
- Overload or thermal protection
- Short time delay protection
- Short circuit protection
- Fixed Ground fault protection
- Phase unbalance or phase loss
- Front indications through LED
- Variable Trip class : Trip Class 10/ Trip Class 20

### Thermal Magnetic Protection Toggle Control

Motor Power AC-3 (400/415V AC)		In (A)	Thermal setting range A	25kA breaking capacity		50kA breaking Capacity		100kA breaking Capacity		
kW	HP			Reference	Unit LP [₹]	Reference	Unit LP [₹]	Reference	Unit LP [₹]	
0.25..0.75	0.3..1	2	0.8..2	-	-	GV4PE02N6	14000	GV4PE02S6	16000	
0.55..1.5	0.7..2	3.5	1.4..3.5	-	-	GV4PE03N6		GV4PE03S6		
1.5..3	2..4	7	2.9..7	-	-	GV4PE07N6		GV4PE07S6		
3..5.5	4..7.5	12.5	5..12.5	-	-	GV4PE12N6	15000	GV4PE12S6	18500	
5.5..11	7.5..14	25	10..25	GV4PE25B6	15000	GV4PE25N6		GV4PE25S6		
11..22	15..30	50	20..50	GV4PE50B6		GV4PE50N6		16500		GV4PE50S6
18.5..37	25..50	80	40..80	GV4PE80B6		GV4PE80N6				GV4PE80S6
30..55	40..75	115	65..115	GV4PE115B6	GV4PE115N6	GV4PE115S6				

**Note:** For Everlink version please order after removing the 6 at the end. Eg. GV4PE115N

#### Crimp Lug/busbar connection

Description	Sold in lots of	Reference	
Crimped lug connector + screws	1	GV4LUG	
Transparent terminal shield for crimped lug connector	1	LAD96590	
Interphase barriers	6	LV426920	
Spreader 3-pole	To increase the pitch to 35 min	1	LV426940

For details on non standard references, technical parameters, accessories, compatibility, stockable and non stockable status please contact Customer Care

NORMAL STOCK ITEMS

W.E.F. January 27, 2020

# Accessories for GV4



## MX Shunt Trip

- Trips the circuit breaker when the control voltage rises above 70% of rated voltage
- Shunt trip 110..130V AC is suitable.. etc for ground fault protection when combined with a Class I ground fault sensing element

## MN Under Voltage Release

Trips the circuit breaker when the control voltage drops below 35% of its rated voltage

Description	Maximum Number	Mounting	Voltage	References	Unit LP [₹]
Mx Shunt Trip	1	Internal, Plug-In	24V AC 50/60Hz, 24V DC	GV4AS027	2280
			48V AC 50/60Hz, 48V DC	GV4AS057	
			110-130V AC 50/60Hz, 125V DC	GV4AS137	
			220-240V AC 50 Hz, 208-240V AC 60Hz, 277V AC 60Hz	GV4AS287	
			380-415V AC 50Hz, 440-480V AC 60Hz	GV4AS487	
Mn Undervoltage Release	1	Internal, Plug-In	24V AC 50/60Hz, 24V DC	GV4AU027	2980
			48V AC 50/60HZ, 48V DC	GV4AU057	
			110-130V AC 50/60Hz, 125V DC	GV4AU137	
			220-240V AC 50Hz, 208-240V AC 60Hz	GV4AU247	
			277V AC 60Hz	GV4AU286	
			380-415V AC 50Hz	GV4AU415	
		440-480V AC 60Hz	GV4AU486		

# Auxiliary Contact Blocks



An auxiliary contact block provides one changeover contact with one common point for OF and SD function, depending on where it is inserted

Open/Close OF Function: indicates position of the circuit breaker contacts

Trip Alarm SD Function: indicates circuit breaker tripping due to:

- Electrical fault (overload, short circuit)
- Shunt trip/Undervoltage release
- "Push to Trip" Function

Resets when the circuit breaker is reset

Description	Maximum Number	Mounting	Type of Contacts	Reference	Unit LP [₹]
Auxiliary Contact Block	2 (1 Each For OF or SD)	Internal Plug-In	NO + NC	GV4AE11	800

## Rotary Handles

Description	Type	Degree of Protection	Reference	Unit LP [₹]
Direct Mounting Rotary Handle	Black	IP40	GV4ADN01	1195
	Red Handle on Yellow Bezel	IP40	GV4ADN02	
Front Extended Rotary Handle (Min Shaft Length 214Mm/Max Shaft Length 627Mm)	Black	IP54	GV4APN01	1775
	Red Handle on Yellow Bezel	IP54	GV4APN02	
	Red Handle on Yellow Bezel	IP65	GV4APN04	
Side Rotary Handle (Left or Right)	Black	IP54	LV426935	2800
	Red Handle on Yellow Bezel	IP54	LV426936	2860

## Connection Accessories

Description	Reference	Unit LP [₹]
Spreader 3-pole (To increase pitch to 35mm) (1 pce)	LV426940	600

For details on non standard references, technical parameters, accessories, compatibility, stockable and non stockable status please contact Customer Care

NORMAL STOCK ITEMS

W.E.F. January 27, 2020

## Accessories for Motor Circuit Breakers

Description	Reference	Unit LP [₹]	
<b>For GV2</b>			
Front contact NO or NC <sup>(1)</sup>	GVAE1	780	
Front contact NO + NC	GVAE11 <input checked="" type="checkbox"/>	950	
	GVAE20	1050	
Side contact NO + NC	GVAN11 <input checked="" type="checkbox"/>	1150	
	GVAN20		
Fault signalling contact + 1NO contact <sup>(2)</sup>	GVAE11 <input checked="" type="checkbox"/>	1500	
Fault signalling contact + 1NC contact <sup>(2)</sup>	GVAD1001		
Short circuit signalling contact block 1 C/O	GVAM11	1430	
Under voltage trip	110 ... 115V 50Hz	GVAU115	2560
	220 ... 240V 50Hz	GVAU225	
	380 ... 400V 50Hz	GVAU385	
Shunt trip	110 ... 115V 50Hz	GVAS115	2740
	220 ... 240V 50Hz	GVAS225	
380 ... 400V 50Hz	GVAS385	4420	
	Additive limiter for increasing breaking capacity to 100kA for GV2ME and GV2P.		GV1L3
Connection block - GV2 with contactor LC1-D09..D38	GV2AF3	540	
Connection block - LS1 D32 or GV2 with Contactor LC1-K or LP1-K	GV2AF01	580	
Empty enclosure for GV2ME - plastic	GV2MP02	2035	
	GV2MC02	2240	

(1) Choice of NC or NO contact operation depending on which way round the reversible block is mounted.

(2) The GV-AD is always mounted next to the circuit breaker.

## Busbars

Connection Pitch	No. of Tapoff Points	Reference	Unit LP [₹]
<b>For GV2 Breakers</b>			
45 mm	2	GV2G245	1200
	4	GV2G445	1895
	2	GV2G254	1370
54 mm	3	GV2G354	1540
	4	GV2G454	1930
	5	GV2G554	2090
72 mm	2	GV2G272	1640
	4	GV2G472	2360

Description	Reference	Unit LP [₹]
<b>Accessories for Busbars</b>		
Terminal block - to supply one or more 3-pole busbar GV2	GV2G05	2960
Protective end covers for unused busbar outlets	GV1G10	520
Terminal block for connection from top	GV1G09	1550

## Accessories for Motor Circuit Breakers

Description	Reference	Unit LP [₹]
<b>For GV2-P/GV2-L</b>		
External operator - IP54, Black	GV2APN01 <input checked="" type="checkbox"/>	2750
External operator - IP54, Yellow/Red	GV2APN02	5060
Visible isolation block - for motor circuit breaker GV2	GV2AK00	2300
<b>For GV3P/GV3L</b>		
<b>Auxiliary Contacts</b>		
Front contact: 1 NO (fault) + 1NC (Auxiliary)	GVAED011	990
Front contact: 1 NO (fault) + 1NO (Auxiliary)	GVAED101	1090
<b>Busbar</b>		
3-pole, 3 tap, 64 mm pitch	GV3G364	1150
S-shape bus bar	GV3S	865
<b>External Operator</b>		
IP54, Black	GV3APN01	3280
IP54, Yellow/Red	GV3APN02	3150

**Note:** All other accessories are same as of GV2.

Busbars GV3G364 and GV3S are not compatible with GV3\*73 and GV3\*80.

Description	Operating Voltage	Reference	Unit LP [₹]
<b>For GV7</b>			
Accessory for direct rotary handle mount on door <sup>(2)</sup>	-	GV7AP05	1860
Auxiliary contact - 1 OC	-	GV7AE11 <input checked="" type="checkbox"/>	1830
Clip-on connector - upto 150 A - 1.5..95 mm <sup>2</sup>	-	GV7AC021	750
Clip-on connector- upto 220 A - 1.5..185 mm <sup>2</sup>	-	GV7AC022	710
Fault discrimination device	24...72V DC/ 24...48V AC	GV7AD111	5360
	110 ... 240V AC/ DC	GV7AD112	5360
Front rotary handle	-	GV7AP03	3150
GV7AP GV7R - black handle <sup>(2)</sup>	-	GV7AP01	5480
Padlocking device - 1..3 padlocks Ø5..8mm shank <sup>(3)</sup>	-	GV7V01	840
Phase barriers	-	GV7AC04	965
Terminal shields IP405 <sup>(1)</sup>	-	GV7AC01	1945
<b>For GV7</b>			
Shunt release	110...130V AC 50/60Hz	GV7AS107	4165
	200...240V AC 50/60Hz	GV7AS207	4165
	380...440V AC 50/60Hz	GV7AS387	4010
Under Voltage release	110...130V AC 50/60Hz	GV7AU107	4300
	200...240V AC 50/60Hz	GV7AU207	4300
	380...440V AC 50/60Hz	GV7AU387	4300
3-pole spreader - for motor circuit breaker GV7 45 mm pitch	-	GV7AC03	1245

(1) Terminal shields cannot be used together with spreaders.

(2) For mounting direct rotary handle on enclosure door. This accessory makes it possible to open the door if the device is closed and prevents the device from being closed if the door is open.

(3) For Circuit breaker not fitted with a rotary handle

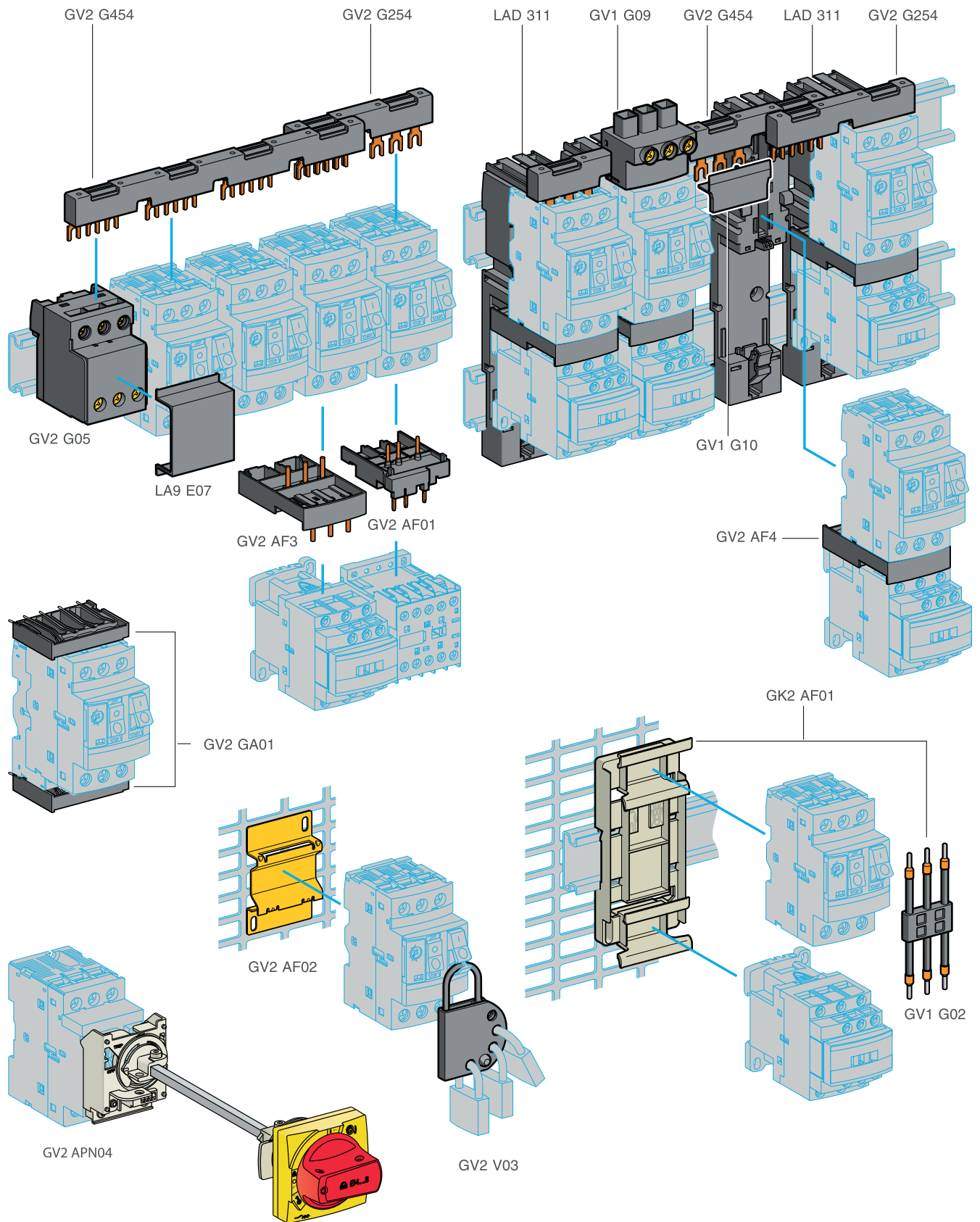
For details on non standard references, technical parameters, accessories, compatibility, stockable and non stockable status please contact Customer Care

NORMAL STOCK ITEMS

W.E.F. January 27, 2020

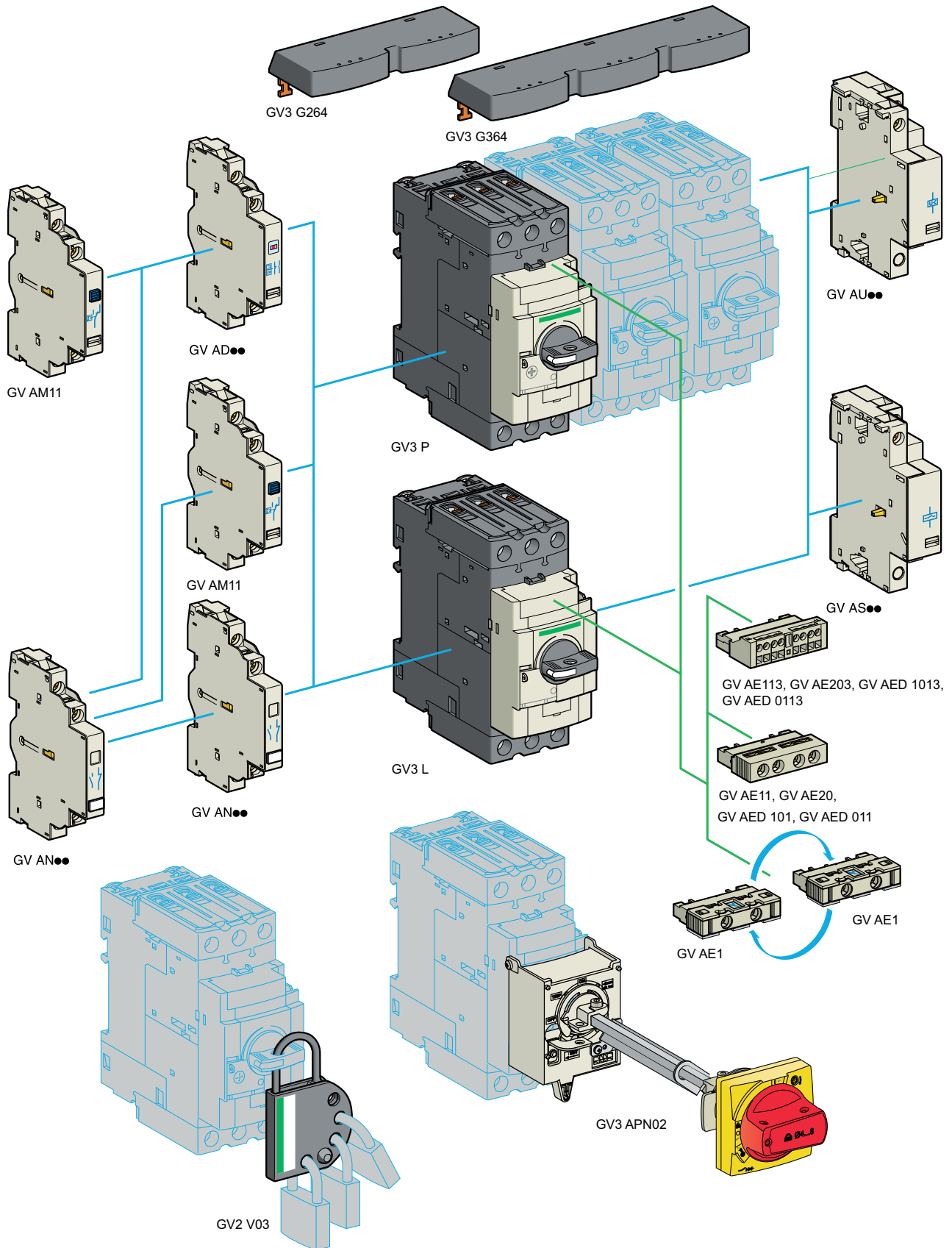
# TeSys

## Accessories compatibility

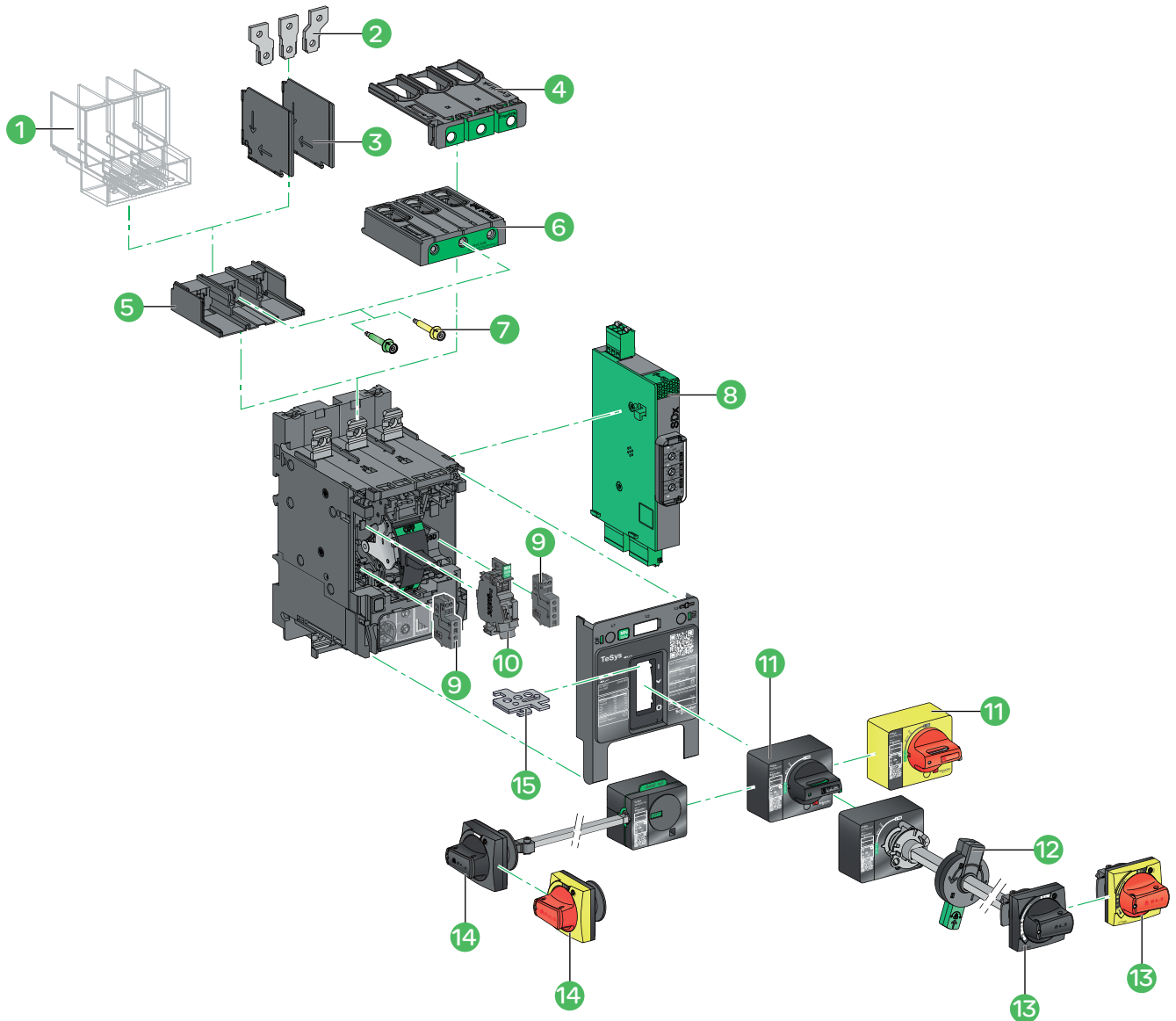


# TeSys

## Accessories compatibility



# TeSys GV4 Overview



- ① Long terminal shield LAD96590
- ② Terminal spreaders LV426940
- ③ Interphases barriers LV426920
- ④ Large spacing cover for EverLink connector GV4G66
- ⑤ Crimp lug connector GV4LUG
- ⑥ EverLink® connector LAD96595
- ⑦ Torque limiting breakaway bits LV42699p
- ⑧ SDx alarming/fault differentiation module GV4ADM1111 (only with GV4PEM)
- ⑨ Auxiliary contact block for OF or SD function GV4AE11
- ⑩ - MN undervoltage release GV4AUpp  
- MX shunt trip GV4ASpp
- ⑪ Direct mounting black or red on yellow bezel rotary handle GV4ADN01/ GV4ADN02
- ⑫ Open door shaft operator (for front extended rotary handle) LV426937
- ⑬ Front extended rotary handle kit with red handle on yellow bezel or black handle GV4APN01/ GV4APN02 /GV4APN04
- ⑭ Side rotary handle kit with red handle on yellow bezel or black handle LV426935/LV426936.
- ⑮ Toggle locking device 29370

# Lineryg

Lineryg is tailored for your flexible panel needs (changes right up to the last minute)

**Because Lineryg is:**

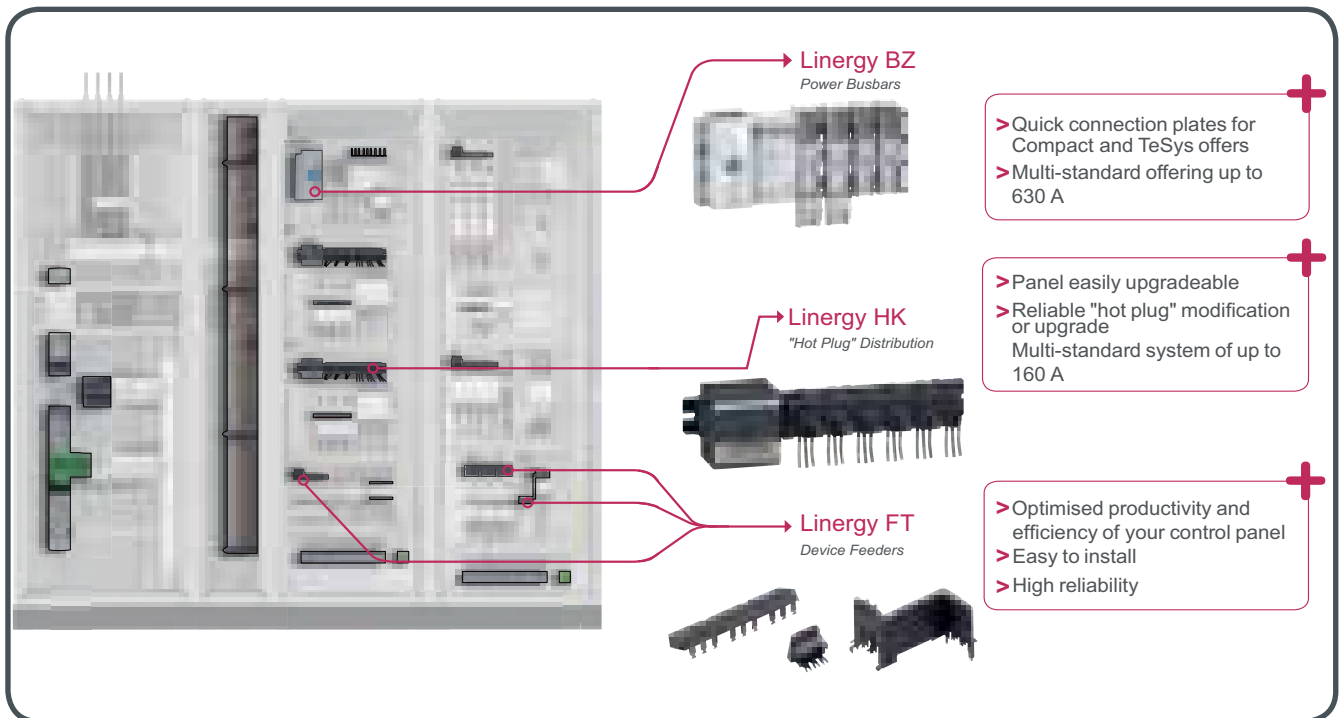
Flexible



Safer



Reliable




- > Quick Installation
- > Multi Standard Offer
- > Intuitive Solution

# Linergy BZ

Linergy BZ, Multistandard power busbar system,  
Application: power distribution to motor starters

In control switchboards, when space saving, quick mounting and replacement are required



## Advantages

- Considerable space saving: components are directly mounted on the busbar
- Large choice of mounting plates (for GV2, GV3 motor circuit breakers and assemblies, GV7, TeSys U)
- Quick connection, disconnection (power off): clip-on mounting plates
- Vibration resistant busbar connections: no periodical re-tightening required

### Detailed view: back face of a motor starter mounting plate

- A reliable electrical contact is ensured by copper blades
- The blue part locks the mounting plate on the busbar, compatibility is provided with standard profiles:
- Height 12, 15, 20, 25 or 30 mm,
- Width 5 or 10 mm






# Linergy HK

Linergy HK, Multistandard hot-plug busbar system,  
Application: electrical distribution to motor starters

When compactness and continuity of service are required



## Advantages

- Space saving in compact enclosures: the total volume is reduced to that of the motor starter assemblies
- Preserved continuity of service during modification and maintenance: live connection, disconnection (off load)
- Wide adaptability: 6 busbar lengths from 344 to 1100 mm, 12 models of sockets, 23 mounting plates for motor starters up to 25 or 50 A

### Detailed view: mounting plate back face

- Thanks to the plug and its pre-cabled wires the motor starter is safely assembled in the workshop, for immediate or later use.
- A piece of DIN profile rail is attached on the front face of the mounting plate for fastening the components.
- The metal mounting plate ensures a rigid and robust fastening on the omega rail.



## Vario Switch Disconnectors

[I <sub>th</sub> ] Conventional Thermal Current**	Poles Description	Rated Operational Power (AC-23)*	Reference	Unit LP [₹]
--	----------------------	---	-----------	-------------

### Complete Enclosed Switches

• Range 12 to 175A, IP 65 Sealable and Lockable

10	3P	4 KW	VCF02GE	2670
16	3P	5.5 KW	VCF01GE	2910
20	3P	7.5 KW	VCF0GE	3535
25	3P	11 KW	VCF1GE	3795
32	3P	15 KW	VCF2GE	4445
50	3P	22 KW	VCF3GE	6875
63	3P	30 KW	VCF4GE	8045

\* Rated Power at 415V

\*\* I<sub>th</sub> in enclosure

For Switch Type (Amps)	Mounting Arrangement	Ingress	Reference	Unit LP [₹]
------------------------------	-------------------------	---------	-----------	-------------

### Operators (Padlockable)

12 - 40	4 Screw Fixing	IP65	KCF1PZ	605
63 - 80	4 Screw Fixing	IP65	KCF2PZ	645
125 - 175	4 Screw Fixing	IP40	KCF3PZ	2630

## Vario Switch Disconnectors

[I <sub>th</sub> ] Conventional Thermal Current	Poles Description	Reference	Unit LP [₹]
--	----------------------	-----------	-------------

### Complete Switch with Padlockable Operator

• Suitable for Front Mounting or Base Mounting

12	3P	VCF02	1680
20	3P	VCF01	1825
25	3P	VCF0	2135
32	3P	VCF1	2235
40	3P	VCF2	2770
63	3P	VCF3	4510
80	3P	VCF4	4695
125	3P	VCF5	10760
175	3P	VCF6	13040

### Switch Bodies

12	V02	1095
20	V01	1265
25	V0	1505
32	V1	1825
40	V2	2235
63	V3	3110
80	V4	4090
125	V5	8300
175	V6	10590

## Accessories

Description	For Use with switch Bodies	Rating in A	Pole Composition	Earth Contact	Auxiliary contacts	Reference	Unit LP [₹]
-------------	-------------------------------	----------------	---------------------	------------------	-----------------------	-----------	-------------

### Vario Add-on Modules <sup>(1)</sup>

Main Pole Module	V02/VCF02	12	1P	-	-	VZ02	780
	V01/VCF01	20	1P	-	-	VZ01	800
	V0/VCF0	25	1P	-	-	VZ0	850
	V1/VCF1	32	1P	-	-	VZ1	830
	V2/VCF2	40	1P	-	-	VZ2	890
	V3/VCF3	63	1P	-	-	VZ3	1155
Neutral Pole Module <sup>(2)</sup>	V4/VCF4	80	1P	-	-	VZ4	950
	V02 / VCF02 to V2 / VCF2	-	1N	-	-	VZ11	1275
	V3 / VCF3 to V4 / VCF4	-	1N	-	-	VZ12	2635
Earthing Module	V5 / VCZ5 to V6 / VCZ6	-	1N	-	-	VZ13	940
	V02 / VCF02 to V2 / VCF20	-	-	-	-	VZ14	1110
	V3 / VCF3 to V4 / VCF4	-	-	1	-	VZ15	1725
Auxiliary Contact Block Module	V5 / VCZ5 to V6 / VCZ6	-	-	1	-	VZ16	980
	V02/ VCF02 to V6 / VCZ6	-	-	-	1NO + 1NC	VZ7	980
	V2/ VCF02 to V6 / VCZ6	-	-	-	2NO	VZ20	980

(1) For mounting option of modules, please refer to the technical catalogue.

(2) With early make and late break contacts

Description	For Use With	Reference	Unit LP [₹]
-------------	--------------	-----------	-------------

### Components for Door Interlocking

Shaft extension - for Mini-VARIO and VARIO - V02..V2	V02...V2	VZ17	940
		VZ30	1110
Shaft extension - for Mini-VARIO and VARIO - V3 V4 V5 V6	V3, V4, V5, V6	VZ18	1265
		VZ31	255
Door interlock plate	VZ17 / VZ30	KZ32	440
		KZ74	

### Input Terminal Protection Shrouds

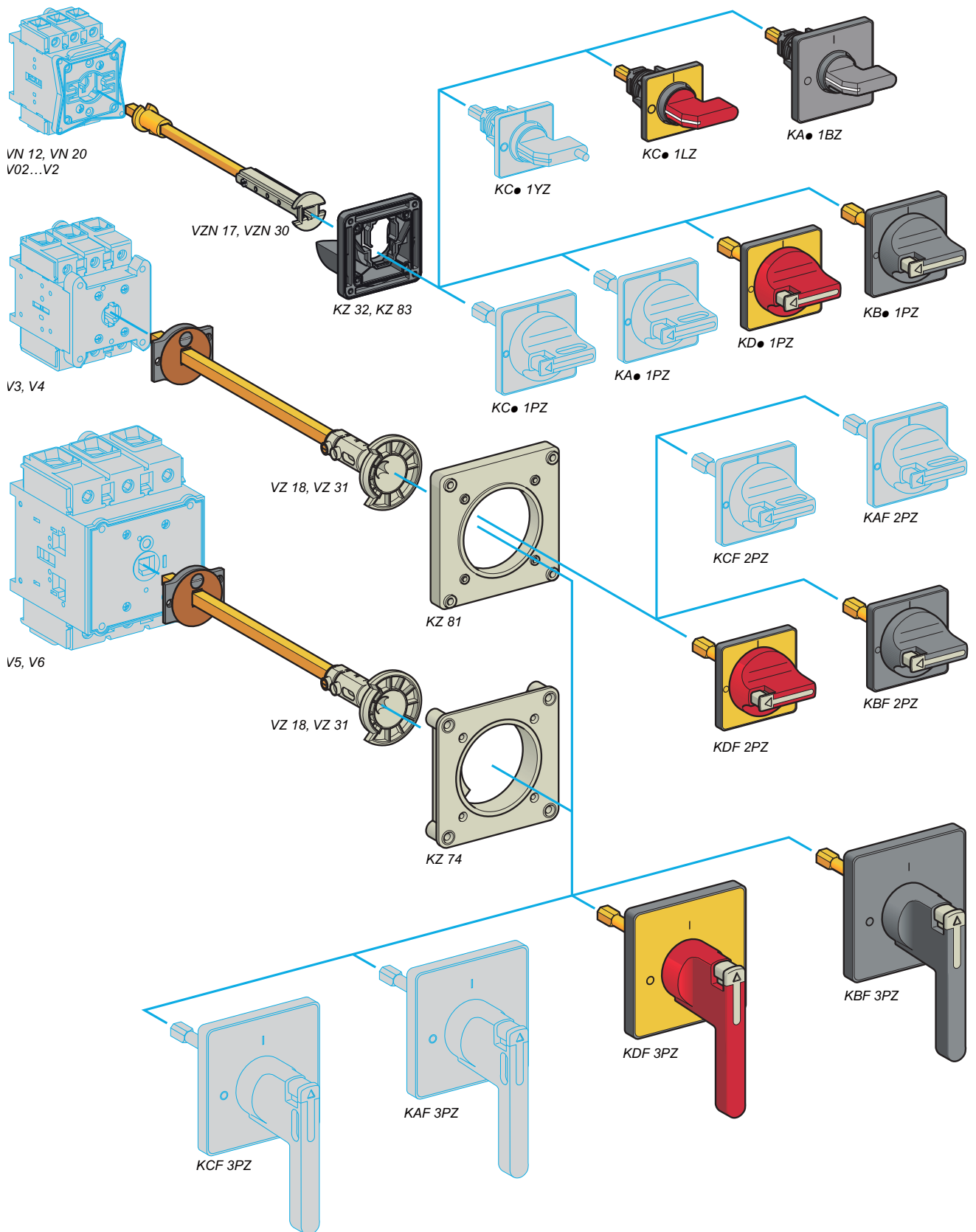
Terminal Shrouds	V02 - V2	VZ8	315
		VZ26	275
	V3 - V4	VZ9	335
		VZ27	275
	V5 - V6	VZ10	425
		VZ28	470
V02 - V6	VZ29	315	

For details on non standard references, technical parameters, accessories, compatibility, stockable and non stockable status please contact Customer Care

NORMAL STOCK ITEMS

W.E.F. January 27, 2020

# TeSys Switches Accessories



# Let TeSys U build the solution for you!




**TeSys U is an innovative “self-protected combination starter” providing motor disconnect, motor branch circuit protection, motor controller and motor overload protection in a single product.**

- Total Co-ordination compliant to IEC 60947-6-2 and UL 508 Type E
- Modular and Scalable
- ComPact starter 45 mm width


[se.com/in/TeSys](https://se.com/in/TeSys)



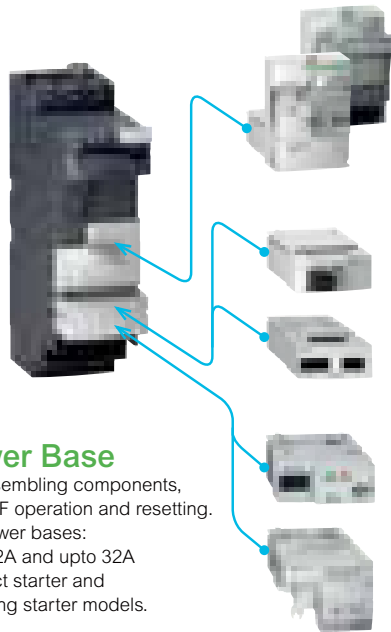
TeSys U: All in  
one Motor  
Starter Solution



# TeSys U - Make the Starter Smarter



- Total Coordinated Starter – 3 functions in a single device
- ComPact Starter, DOL / RDOL upto 15kW (32A, AC-3) in 45mm width
- Direct connectivity to Modbus / Profibus / CANopen / DeviceNet /AS-i
- Higher switching life - 15Million operations, 2Million AC-43 electrical life
- Breaking capacity upto 130kA



## Power Base

For assembling components, ON/OFF operation and resetting.  
 > 2 power bases:  
 upto 12A and upto 32A  
 > Direct starter and reversing starter models.

## Control Unit

Performs all the electrical protection functions to cover main applications from 0 to 32A.

Some of these also provide advanced measurement, alarm and display functions.

## 4 simple function modules

- Thermal overload alarm Indication of motor load
- Thermal overload signalling and manual reset
- Thermal overloaded signalling and automatic or remote reset.

## 6 communication modules

- AS-Interface
- Profibus DP
- CANopen
- DeviceNet
- Advantys STB
- Modbus.

# 40%

“TeSys solutions allow us to reduce the size of our enclosure”  
 says a panel builder from the water treatment sector

# 60%

“Late customization means that we can build 60% of the panels, even though the project design has not yet been completed”  
 says an engineer in a food processing industry

## Quick Selection


Select 1	+	Select 1	Optional	or	Optional	or	Optional	Accessories										
<b>Base Power Unit</b> Non-Reversing LUB 120 0.. 12A with terminal 12 0.. 12A no terminal 120* 0.. 32A with terminal 32 0.. 32A no terminal 320* Reversing LUB2B 120 BL 0.. 12A with terminal 12 0.. 12A no terminal 120* 0.. 32A with terminal 32 0.. 32A no terminal 320* 24 V DC BL 24 V AC B 48...72 VAC or 48 VDC ES 110...240 VAC/DC FU		<b>Control Unit</b> LUC B X6 BL Class 10, 3Ph B Class 10, 1Ph C Class 20, 3Ph D Multifunction M 0.15 to 0.6 A X6 0.35 to 1.4 A 1X 1.25 to 5 A 05 3 to 12 A 12 4.5 to 18 A 18 8 to 32 A 32 24V DC BL 24VAC B 48...72 VAC/48 VDC ES 110...240VAC/DC FU	<b>Communication Module*</b> LULC 033 Modbus Serial 033 Profibus DP 07 CANopen 08 DeviceNet 09 Advantys STB 15 ASI V2 ASILUFG51		<b>Function Module</b> LUF DH11 Fault diff. with manual reset DH11 Fault diff. with auto reset DA10 Thermal overload pre-alarm W10 Motor load indication V2		<b>Auxiliary Contacts</b> LUFN 11 Contactor auxiliary contacts 1NO + 1NC 11 2NC 02 2NO 20 Side contacts 2NO LUARE20 Power auxiliary contacts (trip status) LUA1C 20 1NO + 1NC 11 2NO 20	<b>Accessories</b> <table border="1"> <thead> <tr> <th>Description</th> <th>Reference</th> </tr> </thead> <tbody> <tr> <td>Mounting kit Black handle, with error status IP54</td> <td>LUAPN21</td> </tr> <tr> <td>Mounting kit Red handle, with error status IP54</td> <td>LUAPN22</td> </tr> <tr> <td>Line spacer for UL508 Type E</td> <td>LU9SPO</td> </tr> <tr> <td>Current limiter 130kA@460V</td> <td>LUALB1</td> </tr> </tbody> </table>	Description	Reference	Mounting kit Black handle, with error status IP54	LUAPN21	Mounting kit Red handle, with error status IP54	LUAPN22	Line spacer for UL508 Type E	LU9SPO	Current limiter 130kA@460V	LUALB1
Description	Reference																	
Mounting kit Black handle, with error status IP54	LUAPN21																	
Mounting kit Red handle, with error status IP54	LUAPN22																	
Line spacer for UL508 Type E	LU9SPO																	
Current limiter 130kA@460V	LUALB1																	

\*Prewired cables to be ordered separately

\*Suitable with 24V DC starter variant only


**Note:** For prices please contact regional sales office or customer care centre

# Wherever productivity is a concern, intelligence to Motor Control is the solution



TeSys T Intelligence system optimises the operational performance of LV motors through advanced protections and embedded intelligent functions inside intelligent Motor Control Centre (iMCC)

Discover  
TeSys T



# Tesys T Motor Management Systems

TeSys T covers all load monitoring and protection needs from feeders to critical process automation. The equipment is protected, while advanced diagnostics, statistics, and alarms help in anticipating unexpected production halts and minimize downtime. TeSys T is ComCompact and a natural fit for control panels with IEC or NEMA standards. In addition, the system's connectivity and access to real-time data provides key information to enhance the operation and safety of the process while improving efficiency.

## Tesys T Controller:

Intelligent motor controller for 1P/3P Motors with built in CT up to 100Amps with accurate monitoring and protection functions, 6DI, 4DO, 1CBCT input, 1 Temperature probe

### Protection Functions:

- Thermal overload
- Phase imbalance and phase overloads
- Temperature monitoring via probes
- Phase reversal
- Ground fault detection
- Long start and Jam protection
- Load shedding
- Load fluctuations
- power factor monitoring


### Monitoring Functions:

- Phase and average current
- Line to Line and average voltage
- Motor temperature, ground current
- Active and Reactive Energy
- Frequency & Power Factor
- Detailed Fault history
- Fault counts
- motor statistics

### Control Functions:


- Local / Remote / HMI control
- Predefined programs for DOL, RDOL, Star-delta, two-speed starters

### Communication:




## Quick Selection

### TeSys T Controller



Reference	LTM R		100	E	BD
Current Range	0.4 - 8 A		08		
	1.35 - 27 A		27		
	5 - 100 A		100		
Network Protocol	CAN Open			C	
	DeviceNet			D	
	Ethernet IP / Modbus TCP/IP			E	
	Modbus			M	
	Profibus DP			P	
Control Voltage	24 V DC				BD
	110-240V AC				FM

  
**TeSys T**  
Full and Flexible  
Intelligent Motor  
Management System

### TeSys T Accessories

#### TeSys T Expansion Module<sup>1,2</sup>

Control Voltage	Reference
24 V DC	LTM EV40BD
110V AC	LTM EV40FM

<sup>1</sup> Required for Voltage & Power measurement  
<sup>2</sup> 4 digital inputs

#### Operator Control Display

Description	Reference
Operator Control Display with configuration backup	LTM CUF

#### Connector for Expansion

Length (m)	Reference
0.04	LTMCC004 <sup>3</sup>
0.3	LTM9CEXP03
1	LTM9CEXP10

<sup>3</sup> Sold in lots of 6

#### Controller to Display Cable

Length (m)	Reference
1.0	LTM9CU10
3.0	LTM9CU30

#### Ground Fault CT's

Primary [A]	Internal Ø "d" [mm]	Reference
65	30	50437
85	50	50438
160	80	50439
250	120	50440
400	200	50441
630	300	50442

#### Current Transformers<sup>4</sup>


Primary [A]	Secondary [A]	Reference
100	1	LT6 CT1001
200	1	LT6 CT2001
400	1	LT6 CT4001
800	1	LT6 CT8001

Description	Composition	Reference
Programming software SoMove	1 Program for each PC	On request
PC connecting cable	USB to RS485 Converter	TCSMCNAM3M002P


**Note:** For prices please contact regional sales office or customer care centre

W.E.F. January 27, 2020


# TE Start - Lifeline of Motors



>> TDL



>> TSD/A



>> TRS



# TE Start & TeSys Motor Starters

- Exhaustive Range of industrial starters consisting of DOL, Reversing, Automatic star delta starters
- Better aesthetic & Assured performance
- Test to trip facility
- Built in single phasing protection

## DOL Starters



Motor Power HP	Thermal Protection adjustment Range	Device Short Name	Reference	Unit MRP [₹]
----------------	-------------------------------------	-------------------	-----------	--------------

### TDL, Automatic 1 Phase (0.17 - 3 HP)

0.17	1.1...1.6	5TDL	MS11AC04*	2745
0.33	2.5...4	5TDL	MS11AC06*	
0.5	4...6	5TDL	MS11AC07*	
1	5.5...8	5TDL	MS11AC09*	
1.5	9...13	10TDL	MS11AC10*	3065
2		10TDL	MS11AC11*	
3		10TDL	MS11AC13*	


### TDL, Automatic 3 Phase (0.05 - 125 HP)

0.05	0.16...0.25	5TDL	MS13AC01*	2625
0.125	0.24...0.4	5TDL	MS13AC03*	
0.17	0.4...0.63	5TDL	MS13AC04*	
0.25	0.63...1	5TDL	MS13AC05*	
0.33		5TDL	MS13AC06*	
0.5	1...1.6	5TDL	MS13AC07*	
0.75	1.6...2.5	5TDL	MS13AC08*	2725
1		5TDL	MS13AC09* ✓	
1.5		5TDL	MS13AC10*	
2		5TDL	MS13AC11* ✓	
3		5TDL	MS13AC12* ✓	
5		5TDL	MS13AC14* ✓	
7.5		10TDL	MS13AC15* ✓	
10		10TDL	MS13AC16* ✓	
12.5		15TDL	MS13AC17*	
15		15TDL	MS13AC18* ✓	
17.5	20TDL	MS13AC19*	8370	
20	20TDL	MS13AC20*		
25	30TDL	MS13AC21*		
30	30TDL	MS13AC22*		
40	40TDL	MS13AC24*		
50	50TDL	MS13AC26*		
75	75TDL	MS13AC28*		
100	100TDL	MS13AC29*		
125	125TDL	MS13AC30*		
13180				
17290				
19815				
30585				
39395				
48560				

### TRS, Automatic Reversing 3 Phase (3 - 20 HP)

3	4...6	10TRS	MS13RJ12*	7465
5	5.5...8	10TRS	MS13RJ14*	
7.5	9...13	10TRS	MS13RJ15*	
10	12...18	10TRS	MS13RJ16*	
12.5	16...24	20TRS	MS13RJ17*	12215
15		20TRS	MS13RJ18*	
17.5		20TRS	MS13RJ19*	
20	23...32	20TRS	MS13RJ20*	12890

## Star Delta Starters



Motor Power HP	Thermal Protection adjustment Range	Device Short Name	Reference	Unit MRP [₹]
----------------	-------------------------------------	-------------------	-----------	--------------

### TSD/A, Automatic 3 Phase (7.5 - 400 HP)

7.5	5.5...8	15TSDA	MS23AI15*	8900
10	7...10	15TSDA	MS23AI16* ✓	
12.5	9...13	15TSDA	MS23AI17*	9030
15		15TSDA	MS23AI18* ✓	
20	12...18	30TSDA	MS23AI20* ✓	10255
25	16...24	30TSDA	MS23AI21* ✓	11655
30	23...32	30TSDA	MS23AI22* ✓	13475
35		40TSDA	MS23AI23*	21610
40	30...38	40TSDA	MS23AI24*	23795
50	37...50	50TSDA	MS23AI26*	28885
60		75TSDA	MS23AI27*	50120
75	48...65	75TSDA	MS23AI28*	53520
100	62...99	100TSDA	MS23AI29*	69635
125	84...135	125TSDA	MS23AI30*	72315
150		150TSDA	MS23AI31*	90000
200		200TSDA	MS23AI32*	108155
250	174...279	250TSDA	MS23AI33*	136490
400	259...414	400TSDA	MS23AI34*	163810

### \*Coil Voltage Code

VOLTAGE	220	415
AC 50Hz	M5	N5

**Note:-** For Three and Single Phase, the standard Stockable Coil Voltages are 415V and 220V respectively.

**Note:-** Submersible Star-Delta Starter Panel Starters are available on request. Please consult our local Sales Office.

## TeSys Starters DOL

Thermal protection Adjustment Range	Motor Power kW	Reference	Unit MRP [₹]
-------------------------------------	----------------	-----------	--------------

### LE1-M Model Enclosed

- Conforming to IEC 947-4-1 for motors upto 7.5kW

0.54...0.8	0.25	LE1M35**05	3925
0.8...1.2	0.37	LE1M35**06	4400
1.2...1.8	0.55	LE1M35**07	4370
1.8...2.6	0.75	LE1M35**08	4630
2.6...3.7	1.50	LE1M35**10	
3.7...5.5	2.20	LE1M35**12	
5.5...8	3	LE1M35**14	4370
8...11.5	4	LE1M35**16	4630
10...14	5.50	LE1M35**21	4910
12...16	7.50	LE1M35**22	4630

### \*\* Coil Voltage Code

Voltage	220/230	380/400	400/415
Code	M7	Q7	N7

For details on non standard references, technical parameters, accessories, compatibility, stockable and non stockable status please contact Customer Care

✓ NORMAL STOCK ITEMS

W.E.F. January 27, 2020

# Starters Spares

## Spare Parts

Description	Lot Order Quantity	Reference	Unit MRP [₹]
<b>For TDL, TRS &amp; TSD/A Starters</b>			
Pushbutton Actuator Assembly for 10/40/50/75/100/125 TDL	10	MSMC02	235
Pushbutton Switch Assembly for 10 TDL	10	MSMC03	465
Start Pushbutton Assembly for 40 - 400 TSDA	10	MSMI01	305
Stop Pushbutton Assembly for 40 - 400 TSDA	10	MSMI02	
9 Way Terminal Block for 15 TSDA	10	MSMI03	440
9 Way Terminal Block for 30 TSDA	10	MSMI04	
9 Way Terminal Block for 40 - 75 TSDA	10	MSMI05	1060
Electronic Timer for 15 - 400 TSDA	10	MSMI06	1870
Pushbutton Actuator Assembly for 15/20/30 TDL, 10/20 TRS &15/30 TSDA	10	MSMK01	505

**Note:-** For Spare coil, contactor, O/L relay and accessories, please contact nearest sales office

For details on non standard references, technical parameters, accessories, compatibility, stockable and non stockable status please contact Customer Care

NORMAL STOCK ITEMS

W.E.F. January 27, 2020

# Type 2 Co-ordination chart

Type 2 co-ordination chart for Direct-On-Line starter with circuit breaker and overload protection built into the circuit breaker

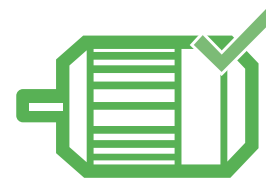
Reliable switching for IE2/IE3/IE4 motors



IE2



IE3



IE4

Rated operational voltage,  $U_e = 400/415V, 50/60Hz$   
Short Circuit Current ( $I_q$ ) = 50kA

Sr. No.	3 $\phi$ Motor power in kW	Current in A	Circuit Breaker	Setting range of thermal trips (A)	Contactor
1	0.06	0.2	GV2P02 or GV2ME02	0.16...0.25	LC1D09
2	0.09	0.3	GV2P03 or GV2ME03	0.25...0.4	LC1D09
3	0.12	0.44	GV2P04 or GV2ME04	0.4...0.63	LC1D09
4	0.18	0.6	GV2P04 or GV2ME04	0.4...0.63	LC1D09
5	0.25	0.85	GV2P05 or GV2ME05	0.63...1	LC1D09
6	0.37	1.1	GV2P05 or GV2ME05	0.63...1	LC1D09
7	0.55	1.5	GV2P06 or GV2ME06	1...1.6	LC1D09
8	0.75	1.9	GV2P07 or GV2ME07	1.6...2.5	LC1D09
9	1.1	2.7	GV2P08 or GV2ME08	2.5...4	LC1D09
10	1.5	3.6	GV2P08 or GV2ME08	2.5...4	LC1D09
11	2.2	4.9	GV2P10 or GV2ME10	4...6.3	LC1D09
12	3	6.5	GV2P14 or GV2ME14	6...10	LC1D09
13	4	8.5	GV2P14 or GV2ME14	6...10	LC1D09
14	5.5	11.5	GV2P16	9...14	LC1D25
15	7.5	15.5	GV2P20	13...18	LC1D25
16	9	18.1	GV2P21	17...23	LC1D25
17	11	22	GV2P22	20...25	LC1D25
18	15	29	GV2P32	25...40	LC1D32
19	18.5	35	GV3P40	30...40	LC1D50A
20	22	41	GV3P50	37...50	LC1D50A
21	30	55	GV3P65	48...65	LC1D65A
22	37	66	GV4PE/PEM80 <sup>*(2)</sup>	62...73	LC1D80
23	45	80	GV4PE/PEM115 <sup>*(2)</sup>	65...115	LC1D115
24	55	97	GV4PE/PEM115 <sup>*(2)</sup>	65...115	LC1D115
25	75	132	GV5P150 <sup>*(2)</sup>	70...150	LC1D150
26	90	160	GV5P220 <sup>*(2)</sup>	100...220	LC1F185
27	110	195	GV5P220 <sup>*(2)</sup>	100...220	LC1F225
28	132	230	GV6P320 <sup>*(2)</sup>	160...320	LC1F265
29	160	280	GV6P320 <sup>*(2)</sup>	160...320	LC1F330
30	220	385	GV6P500 <sup>*(2)</sup>	250...500	LC1F500
31	250	450	GV6P500 <sup>*(2)</sup>	250...500	LC1F500

(1) The breaking performance of circuit-breakers GV2 P can be increased by adding a current limiter GV1 L3

(2) Reference to be completed by replacing the \* with the breaking performance code as per table given below:

Circuit breaker type	GV5P150*	GV5P220*	GV5P320*	GV6P500*	GV4PE/PEM80*	GV4PE/PEM115*
Breaking performance $I_q$ (kA) at 400/415V	70	70	70	70	50	50
Breaking performance code	H	H	H	H	N	N

For advanced protection, protection with Electronic Overcurrent Relays, heavy starting, please contact our sales teams.

# Type 2 Co-ordination chart

Type 2 co-ordination chart for Direct-On-Line starter with circuit breaker and separate thermal overload relay

Reliable switching for IE2/IE3/IE4 motors



IE2



IE3



IE4

Rated operational voltage,  $U_e = 400/415V, 50/60Hz$   
Short Circuit Current ( $I_q$ ) = 50kA

Sr. No.	3Φ Motor power in kW	Current in Amps	Circuit Breaker	Contactor	Overload relay	
					Type	Range (A)
1	0.06	0.2	GV2L03 or GV2LE03	LC1D09	LRD02	0.16...0.25
2	0.09	0.3	GV2L03 or GV2LE03	LC1D09	LRD03	0.25...0.40
3	0.12	0.44	GV2L04 or GV2LE04	LC1D09	LRD04	0.4...0.63
4	0.18	0.6	GV2L04 or GV2LE04	LC1D09	LRD04	0.4...0.63
5	0.25	0.85	GV2L05 or GV2LE05	LC1D09	LRD05	0.63...1
6	0.37	1.1	GV2L05 or GV2LE05	LC1D09	LRD05	0.63...1
7	0.55	1.5	GV2L06 or GV2LE06	LC1D09	LRD06	1...1.7
8	0.75	1.9	GV2L07 or GV2LE07	LC1D09	LRD07	1.6...2.5
9	1.1	2.7	GV2L08 or GV2LE08	LC1D09	LRD08	2.5...4
10	1.5	3.6	GV2L08 or GV2LE08	LC1D09	LRD08	2.5...4
11	2.2	4.9	GV2L10 or GV2LE10	LC1D09	LRD10	4...6
12	3	6.5	GV2L14 or GV2LE14	LC1D09	LRD12	5.5...8
13	4	8.5	GV2L14 or GV2LE14	LC1D09	LRD14	7...10
14	5.5	11.5	GV2L16	LC1D25	LRD16	9...13
15	7.5	15.5	GV2L20	LC1D25	LRD21	12...18
16	9	18.1	GV2L22	LC1D25	LRD22	16...24
17	11	22	GV2L22	LC1D25	LRD22	16...24
18	15	29	GV3L32	LC1D40A	LRD332	23...32
19	18.5	35	GV3L40	LC1D50A	LRD340	30...40
20	22	41	GV3L50	LC1D50A	LRD350	37...50
21	30	55	GV3L65	LC1D65A	LRD365	48...65
22	37	66	GV4L/LE80 <sup>(1)</sup>	LC1D80	LRD3363	63...80
23	45	80	GV4L/LE115 <sup>(1)</sup>	LC1D115	LR9D5367	60...100
24	55	97	GV4L/LE115 <sup>(1)</sup>	LC1D115	LR9D5369	90...150
25	75	132	NSX160*MA <sup>(1)</sup>	LC1D150	LR9D5369	90...150
26	90	160	NSX250*MA <sup>(1)</sup>	LC1F185	LR9F5371	132...220
27	110	195	NSX250*MA <sup>(1)</sup>	LC1F225	LR9F5371	132...220
28	132	230	NSX400* + Mic 1.3M <sup>(1)</sup>	LC1F265	LR9F7375	200...330
29	160	280	NSX400* + Mic 1.3M <sup>(1)</sup>	LC1F330	LR9F7375	200...330
30	200	350	NSX630* + Mic 1.3M <sup>(1)</sup>	LC1F400	LR9F7379	300...500
31	220	388	NSX630* + Mic 1.3M <sup>(1)</sup>	LC1F500	LR9F7379	300...500
32	250	430	NSX630* + Mic 1.3M <sup>(1)</sup>	LC1F500	LR9F7379	300...500

(1) Reference to be completed by replacing the \* with the breaking performance code as per table given below:

Circuit breaker type	NSX100*MA	NSX160*MA, NSX250*MA	NSX400* NSX630*	GV4L/LE80*	GV4L/LE115*
Breaking performance $I_q$ (kA) at 400/415V	50	50	50	50	50
Breaking performance code	N	N	N	N	N

For advanced protection, protection with Electronic Overcurrent Relays, heavy starting, please contact our sales teams.

# Type 2 Co-ordination chart

Type 2 co-ordination chart for Star Delta starters with circuit-breaker and separate thermal overload relay

Reliable switching for IE2/IE3/IE4 motors



IE2



IE3



IE4

Rated operational voltage,  $U_e = 400/415V, 50/60Hz$   
Short Circuit Current ( $I_q$ ) = 50kA

Sr. No.	3 $\Phi$ Motor power in kW	Line current in Amps	Phase current in Amps	Circuit Breaker	Main/Delta Contactor	Star Contactor	Overload Relay	
							Type	Range (A)
1	5.5	11.5	6.6	GV2L16	LC1D25	LC1D09	LRD12	5.5..8
2	7.5	15.5	8.9	GV2L20	LC1D25	LC1D09	LRD14	7..10
3	9	18.1	10.5	GV2L22	LC1D25	LC1D09	LRD16	9..13
4	11	22	12.7	GV2L22	LC1D25	LC1D09	LRD21	12..18
5	15	29	16.7	GV3L32	LC1D40A	LC1D09	LRD318	12..18
6	18.5	35	20.2	GV3L40	LC1D50A	LC1D09	LRD325	17..25
7	22	41	23.7	GV3L50	LC1D50A	LC1D18	LRD332	23..32
8	30	55	31.8	GV3L65	LC1D65A	LC1D18	LRD340	30..40
9	37	66	38.1	GV3L73	LC1D80A	LC1D32	LRD350	37..50
10	37	66	38.1	GV4L/LE80 <sup>(1)</sup>	LC1D80A	LC1D32	LRD3357	37..50
11	45	80	46.2	GV4L/LE115 <sup>(1)</sup>	LC1D115	LC1D65A	LRD3357	37..50
12	55	97	56	GV4L/LE115 <sup>(1)</sup>	LC1D115	LC1D65A	LRD3359	48..65
13	75	132	76.2	NSX160*MA150 <sup>(1)</sup>	LC1D150	LC1D65A	LR9D5367	60 ... 100
14	90	160	92.4	NSX250*MA220 <sup>(1)</sup>	LC1F185	LC1D80	LR9F5367	60 ... 100
15	110	195	112.6	NSX250*MA220 <sup>(1)</sup>	LC1F225	LC1D80	LR9F5369	90 ... 150
16	132	230	132.8	NSX400*Mic 1.3M <sup>(1)</sup>	LC1F265	LC1D115	LR9F5369	90 ... 150
17	160	280	161.7	NSX400*Mic 1.3M <sup>(1)</sup>	LC1F330	LC1D150	LR9F5371	132 ... 220
18	200	350	202.1	NSX630*Mic 1.3M <sup>(1)</sup>	LC1F400	LC1F185	LR9F5371	132 ... 220
19	220	388	224	NSX630*Mic 1.3M <sup>(1)</sup>	LC1F400	LC1F185	LR9F7375	200 ... 330
20	250	430	248.3	NSX630*Mic 1.3M <sup>(1)</sup>	LC1F500	LC1F265	LR9F7375	200 ... 330

(1) Reference to be completed by replacing the \* with the breaking performance code as per table given below:

Circuit breaker type	NSX100*MA	NSX160*MA, NSX250*MA	NSX400* NSX630*	GV4L/LE80*	GV4L/LE115*
Breaking performance $I_q$ (kA) at 400/415V	50	50	50	50	50
Breaking performance code	N	N	N	N	N

For advanced protection, protection with Electronic Overcurrent Relays, heavy starting, please contact our sales teams.

# Type 2 Co-ordination chart

Type 2 co-ordination chart for Star Delta starter with circuit breaker and overload protection built into circuit breaker

Reliable switching for IE2/IE3/IE4 motors



IE2



IE3



IE4

Rated operational voltage,  $U_e = 400/415V$ , 50/60Hz  
Short Circuit Current ( $I_q$ ) = 50kA / 70kA as per table

Sr. No.	3 $\Phi$ Motor power in kW	Line current in Amps	Phase current in Amps	$I_q$ (kA)	Circuit Breaker	Main/Delta Contactor	Star Contactor
1	5,5	11.5	6.6	50	GV2P16	LC1D25	LC1D09
2	7,5	15.5	8.9	50	GV2P20	LC1D25	LC1D09
3	9	18.1	10.5	50	GV2P21	LC1D25	LC1D09
4	11	22	12.7	50	GV2P22	LC1D25	LC1D09
5	15	29	16,7	50	GV3P32	LC1D40A	LC1D09
6	18,5	35	20.2	50	GV3P40	LC1D50A	LC1D09
7	22	41	23.7	50	GV3P50	LC1D50A	LC1D18
8	30	55	31.8	50	GV3P65	LC1D65A	LC1D32
9	37	66	38.1	50	GV3P73	LC1D80A	LC1D32
10	37	66	38.1	70	GV4PE/PEM80 <sup>*(1)</sup>	LC1D80A	LC1D32
11	45	80	46.2	70	GV4PE/PEM115 <sup>*(1)</sup>	LC1D115	LC1D65A
12	55	97	56.0	70	GV4PE/PEM115 <sup>*(1)</sup>	LC1D115	LC1D65A
13	75	132	76.2	70	GV5P150 <sup>*(1)</sup>	LC1 D150	LC1D150
14	90	160	92.4	70	GV5P220 <sup>*(1)</sup>	LC1 F185	LC1F185
15	110	195	112.6	70	GV5P220 <sup>*(1)</sup>	LC1 F225	LC1F225
16	132	230	132.8	70	GV6P320 <sup>*(1)</sup>	LC1F265	LC1F265
17	160	280	161.7	70	GV6P320 <sup>*(1)</sup>	LC1F265	LC1F265
18	220	388	224.0	70	GV6P500 <sup>*(1)</sup>	LC1F500	LC1F500
19	250	430	248.3	70	GV6P500 <sup>*(1)</sup>	LC1F500	LC1F500

(1) Reference to be completed by replacing the \* with the breaking performance code as per table given below:

Circuit breaker type	GV5P150*	GV5P220*	GV5P320*	GV6P500*	GV4PE/PEM80*	GV4PE/PEM115*
Breaking performance $I_q$ (kA) at 400/415V	70	70	70	70	50	50
Breaking performance code	H	H	H	H	N	N

# Type 2 Co-ordination chart

Type 2 Co-ordination chart for Direct-On-Line starter with circuit breaker and separate thermal overload relay

Reliable switching for IE2/IE3/IE4 motors



IE2



IE3



IE4

Sr. No.	3Φ Motor power in kW	Circuit Breaker	Contactors	Thermal Overload Relay
1	0.18	GV4L/LE02*	LC1D09	LRD05
2	0.25	GV4L/LE02*	LC1D09	LRD05
3	0.37	GV4L/LE02*	LC1D09	LRD06
4	0.55	GV4L/LE02*	LC1D09	LRD06
5	0.75	GV4L/LE02*	LC1D09	LRD07
6	1.1	GV4L/LE03*	LC1D25	LRD08
7	1.5	GV4L/LE07*	LC1D32+GV1L3	LRD08
8	2.2	GV4L/LE07*	LC1D32+GV1L3	LRD10
9	3	GV4L/LE07*	LC1D40A	LRD12
10	4	GV4L/LE12*	LC1D65A	LRD14
11	5.5	GV4L/LE12*	LC1D65A	LRD313
12	7.5	GV4L/LE25*	LC1D65A	LRD318
13	10	GV4L/LE25*	LC1D65A	LRD325
14	11	GV4L/LE25*	LC1D65A	LRD325
15	15	GV4L/LE50*	LC1D65A	LRD332
16	18.5	GV4L/LE50*	LC1D65A	LRD340
17	22	GV4L/LE50*	LC1D65A	LRD350
18	30	GV4L/LE80*	LC1D65A	LRD365

\* - Reference to be completed by replacing the \* with the breaking performance code as per table given below:

Performance Iq (kA) at 415V

Circuit breaker	Breaking performance code		
	B	N	S
GV4L/LE02-12	-	50	100
GV4L/LE25-115	25	50	100

For Star Delta selection, use contactor same as DOL for Main, Star and Delta.

# Type-2 Co-ordination Chart

Type 2 Co-ordination chart for Direct-On-Line starter with Fuses and overload protection by separate thermal overload relay

Reliable switching for IE2/IE3 motors



Rated operational voltage,  $U_e = 400/415V, 50/60Hz$   
Short Circuit Current ( $I_q$ ) = 50kA

Sr. No.	3Φ Motors, 415V, 50Hz			SDF (NX Range)	Fuse	Fuse Rating	Contactor	Overload Relay	
	kW	HP	FLC - $I_n$ (Amps)					Type	Range (A)
1	0.37	0.5	1	NX32	6NHG000B	6	LC1E09	LRE06	1.0 - 1.6
2	0.55	0.75	1.5	NX32	6NHG000B	6	LC1E09	LRE06	1.0 - 1.6
3	0.75	1	2	NX32	6NHG000B	6	LC1E09	LRE07	1.6 - 2.5
4	1.5	2	3.5	NX32	16NHG000B	16	LC1E09	LRE08	2.5 - 4.0
5	2.2	3	5	NX32	16NHG000B	16	LC1E09	LRE10	4.0 - 6.0
6	3	4	6.8	NX32	20NHG000B	20	LC1E09	LRE12	5.5 - 8.0
7	4	5.5	8.4	NX32	20NHG000B	20	LC1E09	LRE14	7.0 - 10
8	5.5	7.5	11.2	NX32	25NHG000B	25	LC1E12	LRE16	9.0 - 13
9	7.5	10	14	NX63	40NHG000B	40	LC1E18	LRE21	12.0 - 18
10	9	12	18	NX63	50NHG000B	50	LC1E25	LRE22	16 - 24
11	11	15	21	NX63	50NHG000B	50	LC1E32	LRE22	16 - 24
12	15	20	28.5	NX63	63NHG000B	63	LC1E32	LRE32	23 - 32
13	18.5	25	34	NX80	80NHG000B	80	LC1E40	LRE355	30 - 40
14	22	30	42	NX80	80NHG000B	80	LC1E50	LRE357	37 - 50
15	30	40	57	NX100	100NHG000B	100	LC1E65	LRE359	48 - 65
16	37	50	70	NX125	125NHG000B	125	LC1E80	LRE363	63 - 80
17	45	60	81	NX160	160NHG000B	160	LC1E95	LRE365	80 - 104
18	56	75	100	NX160	160NHG000B	160	LC1E120	LRE482	84 - 135
19	80	107	138	NX250	250NHG1B	250	LC1E160	LRE483	124 - 198
20	90	120	165	NX250	250NHG1B	250	LC1E160	LRE483	124 - 198
21	100	135	182	NX315	315NHG2B	315	LC1E200	LRE483	124 - 198
22	110	150	196	NX315	315NHG2B	315	LC1E200	LRE483	124 - 198
23	132	177	240	NX400	355NHG2B	355	LC1E250	LRE485	174 - 279
24	160	215	285	NX400	400NHG2B	400	LC1E300	LRE486	208 - 333

Type 2 Co-ordination chart for Star Delta starter with Fuses and overload protection by separate thermal overload relay

Reliable switching for IE2/IE3 motors



Rated operational voltage,  $U_e = 400/415V, 50/60Hz$   
Short Circuit Current ( $I_q$ ) = 50kA

Sr. No.	3Φ Motors				SDF	Fuse	Fuse Rating	Contactor		Overload Relay	
	kW	HP	FLC - $I_n$ (Amps)					Star Contactor	Main / Delta Contactor	Type	Range (A)
			Line (A)	Phase (A)							
1	1.5	2	4	2.3	NX32	10NHC00G	10	LC1E09	LC1E09	LRE07	1.6-2.5
2	2.2	3	5	3	NX32	16NHC00G	16	LC1E09	LC1E09	LRE08	2.5-4
3	3	4	7	4	NX32	16NHC00G	16	LC1E09	LC1E09	LRE08	2.5-4
4	4	5.3	9	5	NX32	20NHC00G	20	LC1E09	LC1E09	LRE10	4-6
5	5.5	7.5	10	6	NX32	20NHC00G	20	LC1E09	LC1E09	LRE12	5.5-8
6	7.5	10	16	9	NX32	32NHC00G	32	LC1E09	LC1E09	LRE14	7-10
7	9	12	17	10	NX32	32NHC00G	32	LC1E09	LC1E12	LRE14	7-10
8	11	15	21	12	NX63	50NHC00G	50	LC1E12	LC1E12	LRE16	9-13
9	15	20	28	16	NX63	63NHC00G	63	LC1E18	LC1E18	LRE21	12-18
10	22	30	42	24	NX80	80NHC00G	80	LC1E25	LC1E25	LRE32	23-32
11	30	40	57	33	NX125	100NHG00B	100	LC1E40	LC1E40	LRE355	30-40
12	45	60	81	47	NX125	125NHG00B	125	LC1E40	LC1E50	LRE357	37-50
13	55	75	100	58	NX125	125NHG00B	125	LC1E40	LC1E65	LRE359	48-65
14	80	107	139	80	NX200	200NHG1B	200	LC1E80	LC1E80	LRE363	63-80
15	110	150	196	113	NX315	315NHG2B	315	LC1E300	LC1E300	LRE482	84-135
16	160	215	286	165	NX400	355NHG2B	355	LC1E300	LC1E300	LRE483	124-198



# Selection Chart

Fuseless - Direct-on-Line starters with circuit-breaker and overload protection by separate thermal overload relay

Reliable  
switching for  
IE2/IE3 motors



IE2



IE3

Rated operational voltage,  $U_e = 400/415V, 50/60Hz$   
Short Circuit Current ( $I_q$ ) = 50kA

Sr. No.	3Φ Motors			Contactor	Overload Relay		Circuit Breaker			
	kW	HP	FLC - $I_n$ (Amps)		Type	Range (A)	Type	Trip Unit Rating	Magnetic Setting Range	Setting on Trip Unit in Amps
1	0.37	0.5	1.4	LC1E09	LRE06	1-1.6	CVS100-MA	2.5	6-14	15
2	0.55	0.75	1.7	LC1E09	LRE07	1.6-2.5	CVS100-MA	2.5	6-14	17.5
3	0.75	1	2.2	LC1E09	LRE07	1.6-2.5	CVS100-MA	2.5	6-14	22.5
4	1.1	1.5	2.9	LC1E09	LRE08	2.5-4	CVS100-MA	6.3	6-14	31.5
5	1.3	1.75	3	LC1E09	LRE08	2.5-4	CVS100-MA	6.3	6-14	31.5
6	1.5	2	3.8	LC1E09	LRE08	2.5-4	CVS100-MA	6.3	6-14	37.8
7	2.2	3	5.1	LC1E18	LRE10	4-6	CVS100-MA	6.3	6-14	63
8	3	4	6	LC1E18	LRE10	4-6	CVS100-MA	6.3	6-14	69.3
9	3.7	5	8.1	LC1E25	LRE14	7-10	CVS100-MA	12.5	6-14	100
10	4	5.5	8.5	LC1E25	LRE14	7-10	CVS100-MA	12.5	6-14	100
11	5.5	7.5	11.4	LC1E32	LRE16	9-13	CVS100-MA	12.5	6-14	137.5
12	7.5	10	15.4	LC1E32	LRE21	12-18	CVS100-MA	25	6-14	175
13	9.3	12.5	17.3	LC1E32	LRE21	12-18	CVS100-MA	25	6-14	200
14	11	15	22	LC1E38	LRE22	16-24	CVS100-MA	25	6-14	275
15	13	17.5	24	LC1E40	LRE22	16-24	CVS100-MA	25	6-14	300
16	15	20	30	LC1E50	LRE32	23-32	CVS100-MA	50	6-14	350
17	18.5	25	36	LC1E65	LRE35	30-38	CVS100-MA	50	6-14	450
18	22	30	43	LC1E65	LRE357	37-50	CVS100-MA	50	6-14	500
19	30	40	56	LC1E80	LRE359	48-65	CVS100-MA	100	6-14	700
20	37	50	69	LC1E95	LRE361	55-70	CVS100-MA	100	6-14	800
21	45	60	84	LC1E120	LRE482	84-135	CVS100-MA	100	6-14	1000
22	55	75	99	LC1E160	LRE482	84-135	CVS100-MA	100	6-14	1200
23	75	100	134	LC1E160	LRE482	84-135	CVS250-MA	150	9-14	1650
24	80	110	139	LC1E160	LRE483	124-198	CVS250-MA	150	9-14	1650
25	90	120	164	LC1E200	LRE483	124-198	CVS250-MA	220	9-14	1980
26	110	150	204	LC1E250	LRE484	146-234	CVS250-MA	220	9-14	2420
27	125	170	234	LC1E300	LRE484	146-234	CVS400-MA	320	6-13	2880
28	132	180	247	LC1E300	LRE485	174-279	CVS400-MA	320	6-13	3200
29	160	215	288	LC1E400	LRE486	208-333	CVS400-MA	320	6-13	3520
30	180	240	298	LC1E400	LRE486	208-333	CVS400-MA	320	6-13	3520
31	200	270	348	LC1E400	LRE487	258-414	CVS630-MA	500	6-13	4500
32	225	300	360	LC1E500	LRE487	258-414	CVS630-MA	500	6-13	4500
33	250	335	435	LC1E500	LRE488	321-513	CVS630-MA	500	6-13	5500
34	275	370	440	LC1E630	LRE489	394-630	CVS630-MA	500	6-13	5500

# Selection Chart

Fuseless - Star Delta starters with circuit-breaker and overload protection by separate thermal overload relay

Reliable switching for IE2/IE3 motors



IE2



IE3

Rated operational voltage,  $U_e = 400/415V, 50/60Hz$   
Short Circuit Current ( $I_q$ ) = 50kA

Sr. No.	3Φ Motors				Contactor			Overload Relay		Circuit Breaker			
	kW	HP	FLC - $I_n$ (Amps)					Type	Range (A)	Type	Trip Unit Rating	Magnetic Setting Range	Setting on Trip Unit in Amps
			Line	Phase	Main	Delta	Star						
1	0.75	1	2.2	1.3	LC1E09	LC1E09	LC1E09	LRE06	1-1.6	CVS100-MA	6.3	6-14	37.8
2	1.1	1.5	2.9	1.7	LC1E09	LC1E09	LC1E09	LRE07	1.6-2.5	CVS100-MA	6.3	6-14	50.4
3	1.3	1.8	3	1.7	LC1E09	LC1E09	LC1E09	LRE07	1.6-2.5	CVS100-MA	6.3	6-14	50.4
4	1.5	2	3.8	2.2	LC1E09	LC1E09	LC1E09	LRE07	1.6-2.5	CVS100-MA	6.3	6-14	63
5	2.2	3	5.1	2.9	LC1E09	LC1E09	LC1E09	LRE08	2.5-4	CVS100-MA	12.5	6-14	100
6	3	4	6	3.5	LC1E09	LC1E09	LC1E09	LRE08	2.5-4	CVS100-MA	12.5	6-14	112.5
7	3.7	5	8.1	4.7	LC1E09	LC1E09	LC1E09	LRE10	4-6	CVS100-MA	12.5	6-14	150
8	4	5.5	8.5	4.9	LC1E09	LC1E09	LC1E09	LRE10	4-6	CVS100-MA	12.5	6-14	162.5
9	5.5	7.5	11.4	6.6	LC1E12	LC1E12	LC1E09	LRE12	5.5-8	CVS100-MA	25	6-14	225
10	7.5	10	15.4	8.9	LC1E18	LC1E18	LC1E09	LRE14	7-10	CVS100-MA	25	6-14	300
11	9.3	13	17.3	10	LC1E25	LC1E25	LC1E12	LRE14	7-10	CVS100-MA	25	6-14	325
12	11	15	22	12.7	LC1E25	LC1E25	LC1E12	LRE16	9-13	CVS100-MA	50	6-14	400
13	13	18	24	13.9	LC1E32	LC1E32	LC1E12	LRE21	12-18	CVS100-MA	50	6-14	450
14	15	20	30	17.3	LC1E32	LC1E32	LC1E18	LRE21	12-18	CVS100-MA	50	6-14	550
15	18.5	25	36	20.8	LC1E38	LC1E38	LC1E25	LRE22	16-24	CVS100-MA	50	6-14	700
16	22	30	43	24.8	LC1E40	LC1E40	LC1E32	LRE32	23-32	CVS100-MA	100	6-14	800
17	30	40	56	32.3	LC1E50	LC1E50	LC1E38	LRE355	30-40	CVS100-MA	100	6-14	1100
18	37	50	69	39.8	LC1E65	LC1E65	LC1E40	LRE355	30-40	CVS100-MA	100	6-14	1300
19	45	60	84	48.5	LC1E80	LC1E80	LC1E50	LRE357	37-50	CVS250-MA	150	9-14	1650
20	55	75	99	57.2	LC1E95	LC1E95	LC1E65	LRE359	48-65	CVS250-MA	150	9-14	1950
21	75	100	134	77.4	LC1E120	LC1E120	LC1E80	LRE481	62-99	CVS250-MA	220	9-14	2640
22	80	110	139	80.3	LC1E120	LC1E120	LC1E80	LRE481	62-99	CVS250-MA	220	9-14	2640
23	90	120	164	94.7	LC1E160	LC1E160	LC1E95	LRE482	84-135	CVS250-MA	220	9-14	3080
24	110	150	204	117.8	LC1E200	LC1E200	LC1E120	LRE482	84-135	CVS400-MA	320	6-13	3840
25	125	170	234	135.1	LC1E250	LC1E250	LC1E120	LRE483	124-198	CVS630-MA	500	6-13	4500
26	132	180	247	142.6	LC1E250	LC1E250	LC1E120	LRE483	124-198	CVS630-MA	500	6-13	5000
27	150	200	248	143.2	LC1E250	LC1E250	LC1E120	LRE483	124-198	CVS630-MA	500	6-13	5000
28	160	215	288	166.3	LC1E300	LC1E300	LC1E160	LRE483	124-198	CVS630-MA	500	6-13	5500
29	180	240	298	172.1	LC1E300	LC1E300	LC1E160	LRE483	124-198	CVS630-MA	500	6-13	6000
30	200	270	348	200.9	LC1E400	LC1E400	LC1E200	LRE484	146-234	CVS630-MA	500	6-13	6500
31	225	300	360	207.9	LC1E400	LC1E400	LC1E200	LRE484	146-234	CVS630-MA	500	6-13	6500
32	250	335	435	251.2	LC1E400	LC1E400	LC1E250	LRE485	174-279	CVS630-MA	500	6-13	6500
33	275	370	440	254	LC1E400	LC1E400	LC1E250	LRE485	174-279	CVS630-MA	500	6-13	6500
34	315	425	548	316.4	LC1E500	LC1E500	LC1E300	LRE486	208-333	CVS630-MA	500	6-13	6500

# Selection Chart

Fuseless - Direct-on-Line starters with circuit-breaker and overload protection built into the circuit-breaker

Reliable  
switching for  
IE2/IE3 motors



IE2



IE3

Rated operational voltage,  $U_e = 400/415V, 50/60Hz$   
Short Circuit Current ( $I_q$ ) = 50kA / 10kA

Sr. No.	3 $\phi$ Motors			I <sub>q</sub> Current (kA)	Contactor	Overload Relay		Circuit Breaker	
	kW	HP	FLC - I <sub>n</sub> (Amps)			Type	Range (A)	Type	Rating (A)
1	0.06	x	0.19	50	LC1E09	In-built in Circuit Breaker		GZ1E02	0.16 - 0.25
2	0.09	x	0.28	50	LC1E09		GZ1E03	0.25 - 0.4	
3	0.12	0.16	0.51	50	LC1E09		GZ1E04	0.4 - 0.63	
4	0.18	0.25	0.6	50	LC1E09		GZ1E04	0.4 - 0.63	
5	0.25	0.33	0.8	50	LC1E09		GZ1E05	0.63 - 1	
6	0.37	0.5	1.4	50	LC1E09		GZ1E06	1 - 1.6	
7	0.55	0.75	1.7	50	LC1E09		GZ1E07	1.6 - 2.5	
8	0.75	1	2.2	50	LC1E09		GZ1E07	1.6 - 2.5	
9	1.1	1.5	2.9	50	LC1E09		GZ1E08	2.5 - 4	
10	1.3	1.75	3	50	LC1E09		GZ1E08	2.5 - 4	
11	1.5	2	3.8	50	LC1E09		GZ1E08	2.5 - 4	
12	2.2	3	5.1	50	LC1E18		GZ1E10	4 - 6.3	
13	3	4	6	50	LC1E18		GZ1E14	6 - 10	
14	3.7	5	8.1	50	LC1E25		GZ1E14	6 - 10	
15	4	5.5	8.5	50	LC1E25		GZ1E14	6 - 10	
16	5.5	7.5	11.4	10	LC1E32		GZ1E16	9 - 14	
17	7.5	10	15.4	10	LC1E32		GZ1E20	13 - 18	
18	9.3	12.5	17.3	10	LC1E40		GZ1E21	17 - 23	
19	11	15	22	10	LC1E40		GZ1E22	20 - 25	
20	13	17.5	24	10	LC1E50		GZ1E32	24 - 32	
21	15	20	30	10	LC1E50		GZ1E32	24 - 32	

## ABL2 - With CE Marking only

Input Voltage	Output Voltage	Power Supply Output Current	Rated Power In W	Reference	Unit LP [₹]
<b>In W</b>					
100...240 V AC	24 V	1.5 A	35 W	ABL2REM24015K	1850
	24 V	2.2 A	50 W	ABL2REM24020K <input checked="" type="checkbox"/>	2050
	24 V	4.2 A	100 W	ABL2REM24045K <input checked="" type="checkbox"/>	3150
	24 V	6.5 A	150 W	ABL2REM24065K <input checked="" type="checkbox"/>	3800
100...120 V AC or 200...240 V AC	24 V	8.3 A	200 W	ABL2REM24085K	5040
	24 V	10.5 A	250 W	ABL2REM24100K <input checked="" type="checkbox"/>	5764
	24 V	14.6 A	350 W	ABL2REM24150K <input checked="" type="checkbox"/>	9400

## ABL1 - Dedicated Range

Input Voltage	output Voltage	Power Supply Output Current	Rated Power In W	Reference	Unit LP [₹]
<b>Without Anti-Harmonic Filter</b>					
100...240 V AC	12 V DC	5 A	60 W	ABL1REM12050	3624
	24 V DC	2.5 A	60 W	ABL1REM24025 <input checked="" type="checkbox"/>	3429
		4.2 A	100 W	ABL1REM24042 <input checked="" type="checkbox"/>	4650
100...120 V AC or 200...240 V AC	24 V DC	6.2 A	150 W	ABL1REM24062 <input checked="" type="checkbox"/>	5500
		10 A	240 W	ABL1REM24100 <input checked="" type="checkbox"/>	8724
<b>With Anti-Harmonic Filter</b>					
100...240 V AC	12 V DC	8.3 A	100 W	ABL1RPM12083	5378
	24 V DC	4.2 A	100 W	ABL1RPM24042 <input checked="" type="checkbox"/>	5425
100...120 V AC or 200...240 V AC	24 V DC	6.2 A	150 W	ABL1RPM24062 <input checked="" type="checkbox"/>	7175
		10 A	240 W	ABL1RPM24100 <input checked="" type="checkbox"/>	10800
<b>Optimum Range (without PFC, Automatic or Manual Reset)</b>					
100...240 V AC	24 V	3 A	72 W	ABL8REM24030	8531
	24 V	5 A	120 W	ABL8REM24050 <input checked="" type="checkbox"/>	12800

## ABL8 Ranges

Input Voltage	output Voltage	Power Supply Output Current	Rated Power In W	Reference	Unit LP [₹]
<b>Modular Range (without PFC, Automatic Reset)</b>					
100...240 V AC	5 V DC	4 A	20 W	ABL8MEM05040	7429
	12 V DC	2 A	25 W	ABL8MEM12020	6581
<b>Universal Range (with PFC, Boost function, Diagnosis Contact, Automatic or Manual Reset)</b>					
100...120 V single phase 200...500 V 2 phase	24 V	3 A	72 W	ABL8RPS24030	11680
	24 V	5 A	120 W	ABL8RPS24050	15100
		10 A	240 W	ABL8RPS24100	17250
100...120 V single phase 200...240 V AC 2 phase	24 V	20 A	480 W	ABL8RPM24200 <input checked="" type="checkbox"/>	23800
		24 V	20 A	480 W	ABL8WPS24200
300...500 V AC three phase	24 V	40 A	960 W	ABL8WPS24400	45000

## Accessories

Description	Reference	Unit LP [₹]
<b>ABL 1</b>		
reversible mounting bracket - for regulated switch mode	ABL1A01	405
mounting plate for 35 mm rail - for regulated switch mode	ABL1A02	
<b>Note:</b> To be ordered in lot of 5.		
<b>ABL 8 - Universal Range Accessories</b>		
Battery Back-up module 20A	ABL8BBU24200	21945
Battery Back-up module 40A	ABL8BBU24400	29415
Battery pack 7 Ah	ABL8BPK24A07	15700
Buffer module 40A	ABL8BUF24400	20900
Protection module with two pole breaking	ABL8PRP24100	18285
Redundancy Module	ABL8RED24400	13885
Protection module with single pole breaking	ABL8PRE24100	12720

Please contact Customer Care Center for Stockable and Non stockable status of references.

 NORMAL STOCK ITEMS

W.E.F. January 27, 2020

**ABT7 - Economy Range (Single Winding)**

Input Voltage	Output Voltage	Rated Power in VA	Reference	Unit LP [₹]
<b>Single phase 230V 40VA - 400VA 40° C</b>				
230 V AC single phase ±15 V	24 V AC	40	ABT7ESM004B	6470
230 V AC single phase ±15 V	24 V AC	63	ABT7ESM006B	4850
230 V AC single phase ±15 V	24 V AC	100	ABT7ESM010B	5430
230 V AC single phase ±15 V	24 V AC	160	ABT7ESM016B	6630
230 V AC single phase ±15 V	24 V AC	250	ABT7ESM025B	8865
230 V AC single phase ±15 V	24 V AC	320	ABT7ESM032B	10804
230 V AC single phase ±15 V	24 V AC	400	ABT7ESM040B	11832

**ABL6 - Optimum Range (Single Winding)**

Input Voltage	Output Voltage	Rated Power in VA	Reference	Unit LP [₹]
<b>Single phase 230/400V 25VA - 2500VA 50° C</b>				
230/400 V single phase ±15 V	24 V AC	25	ABL6TS02B	5968
230/400 V single phase ±15 V	24 V AC	40	ABL6TS04B	6050
230/400 V single phase ±15 V	24 V AC	63	ABL6TS06B	6220
230/400 V single phase ±15 V	24 V AC	100	ABL6TS10B	6900
230/400 V single phase ±15 V	24 V AC	160	ABL6TS16B	7955
230/400 V single phase ±15 V	24 V AC	250	ABL6TS25B	10234
230/400 V single phase ±15 V	24 V AC	400	ABL6TS40B	15650
230/400 V single phase ±15 V	24 V AC	630	ABL6TS63B	20413
230/400 V single phase ±15 V	24 V AC	1000	ABL6TS100B	26700
230/400 V single phase ±15 V	24 V AC	1600	ABL6TS160B	54500
230/400 V single phase ±15 V	24 V AC	2500	ABL6TS250B	89300
230/400 V single phase ±15 V	115 V AC	25	ABL6TS02G	6009
230/400 V single phase ±15 V	115 V AC	40	ABL6TS04G	6066
230/400 V single phase ±15 V	115 V AC	63	ABL6TS06G	6264
230/400 V single phase ±15 V	115 V AC	100	ABL6TS10G	6849
230/400 V single phase ±15 V	115 V AC	160	ABL6TS16G	8100
230/400 V single phase ±15 V	115 V AC	250	ABL6TS25G	10315
230/400 V single phase ±15 V	115 V AC	400	ABL6TS40G	15650
230/400 V single phase ±15 V	115 V AC	630	ABL6TS63G	21000
230/400 V single phase ±15 V	115 V AC	1000	ABL6TS100G	25638
230/400 V single phase ±15 V	115 V AC	1600	ABL6TS160G	45692
230/400 V single phase ±15 V	115 V AC	2500	ABL6TS250G	74736
230/400 V single phase ±15 V	230 V AC	25	ABL6TS02U	6050
230/400 V single phase ±15 V	230 V AC	40	ABL6TS04U	5960
230/400 V single phase ±15 V	230 V AC	63	ABL6TS06U	6165
230/400 V single phase ±15 V	230 V AC	100	ABL6TS10U	6500
230/400 V single phase ±15 V	230 V AC	160	ABL6TS16U	8100
230/400 V single phase ±15 V	230 V AC	250	ABL6TS25U	9745
230/400 V single phase ±15 V	230 V AC	400	ABL6TS40U	15150
230/400 V single phase ±15 V	230 V AC	630	ABL6TS63U	19363
230/400 V single phase ±15 V	230 V AC	1000	ABL6TS100U <input checked="" type="checkbox"/>	26800
230/400 V single phase ±15 V	230 V AC	1600	ABL6TS160U	42869
230/400 V single phase ±15 V	230 V AC	2500	ABL6TS250U	70065

Please contact Customer Care Center for Stockable and Non stockable status of references.

 NORMAL STOCK ITEMS

W.E.F. January 27, 2020

**ABT7 - Universal Range (Double Winding)**

Input Voltage	Output Voltage	Rated Power in VA	Reference	Unit LP [₹]
<b>Single phase 230/400V 25VA - 2500VA 60° C</b>				
230/400 V single phase ±15 V	24/48 V AC	40	ABT7PDU004B	7988
230/400 V single phase ±15 V	24/48 V AC	63	ABT7PDU006B	8212
230/400 V single phase ±15 V	24/48 V AC	250	ABT7PDU025B	12769
230/400 V single phase ±15 V	24/48 V AC	400	ABT7PDU040B	16138
230/400 V single phase ±15 V	24/48 V AC	630	ABT7PDU063B	24326
230/400 V single phase ±15 V	115/230 V AC	25	ABT7PDU002G	7345
230/400 V single phase ±15 V	115/230 V AC	40	ABT7PDU004G	7400
230/400 V single phase ±15 V	115/230 V AC	63	ABT7PDU006G	7600
230/400 V single phase ±15 V	115/230 V AC	100	ABT7PDU010G	8183
230/400 V single phase ±15 V	115/230 V AC	160	ABT7PDU016G	9350
230/400 V single phase ±15 V	115/230 V AC	250	ABT7PDU025G	12700
230/400 V single phase ±15 V	115/230 V AC	400	ABT7PDU040G	14700
230/400 V single phase ±15 V	115/230 V AC	630	ABT7PDU063G	24350
230/400 V single phase ±15 V	115/230 V AC	1000	ABT7PDU100G	29300
230/400 V single phase ±15 V	115/230 V AC	1600	ABT7PDU160G	47050
230/400 V single phase ±15 V	115/230 V AC	2500	ABT7PDU250G	76072
230/400 V single phase ±15 V	115/230 V AC	25	ABT7PDU002B	8650
230/400 V single phase ±15 V	115/230 V AC	100	ABT7PDU010B	8900
230/400 V single phase ±15 V	115/230 V AC	160	ABT7PDU016B	11450
230/400 V single phase ±15 V	115/230 V AC	1000	ABT7PDU100B	31800
230/400 V single phase ±15 V	115/230 V AC	1600	ABT7PDU160B	52600
230/400 V single phase ±15 V	115/230 V AC	2500	ABT7PDU250B	85250

Please contact Customer Care Center for Stockable and Non stockable status of references.

 NORMAL STOCK ITEMS

W.E.F. January 27, 2020

General Purpose Drives

Altivar12 Drive: 1-Phase / 3-Phase 230 Volts Input & 3-Phase 230 Volts Output Drive



- Small: easily integrated in any machine
- Discreet & Intuitive
- Reliable: quality which stands the test of time
- High-performance: even without adjustment

kW (HD)	HP Rating	Max. continuous current(A)	Reference	Unit LP [₹]
<b>Single phase-Supply Voltage: 200...240V</b>				
0.18	0.25	1.4	ATV12H018M2	On request
0.37	0.55	2.4	ATV12H037M2	On request
0.55	0.75	3.5	ATV12H055M2	On request
0.75	1	4.2	ATV12H075M2	On request
1.5	2	7.5	ATV12HU15M2	On request
2.2	3	10	ATV12HU22M2	On request
<b>Three phase-Supply Voltage: 200...240V</b>				
0.37	0.55	2.4	ATV12H037M3	On request
0.75	1	4.2	ATV12H075M3	On request
1.5	2	7.5	ATV12HU15M3	On request
2.2	3	10	ATV12HU22M3	On request
3	~	12.2	ATV12HU30M3	On request
4	5	16.7	ATV12HU40M3	On request

Altivar310 Drive: 3-Phase 440 Volts Input & 3-Phase 440 Volts Output Drive



- Optimized installation space & Optimized time and cost
- Service cost savings
- Easy to operate
- Easy to maintain & Easy to integrate in automation system
- 55deg Celsius ambient temperature without derating


kW	HP Rating	Max. continuous current(A)	Reference	Unit LP [₹]
<b>Three phase-Supply Voltage: 380...460V</b>				
0.37	0.5	1.5	ATV310H037N4E	On request
0.75	1	2.3	ATV310H075N4E	On request
1.5	2	4.1	ATV310HU15N4E	On request
2.2	3	5.5	ATV310HU22N4E	On request
3	4	7.1	ATV310HU30N4E	On request
4	5	9.5	ATV310HU40N4E	On request
5.5	7.5	12.6	ATV310HU55N4E	On request
7.5	10	17	ATV310HU75N4E	On request
11	15	24	ATV310HD11N4E	On request

Please contact Customer Care Center for Stockable and Non stockable status of references.

NORMAL STOCK ITEMS

W.E.F. January 27, 2020

**Altivar610 Drive: Drives for pumps and fans from 0.75 to 160 kW**



- ComPact size: simplicity of integration and reduction of the size of the enclosures
- Electronic cards with protective coating
- Operation temperature: -10...+60°C
- IP40 protection level on the top of the product
- Typical multi-pump configuration without PLC
- 7 preprogrammed function blocks cover 90% of the pump and fan applications
- Colored control circuit terminals to avoid misuse

ND	kW		Max. continuous current(A)		Reference	Unit LP [₹]
	ND	HD	ND	HD		
<b>Three phase-Supply Voltage: 380...415V</b>						
4	3		9.3	7.2	ATV610U40N4	On request
5.5	4		12.7	9.3	ATV610U55N4	On request
7.5	5.5		15.8	12.7	ATV610U75N4	On request
11	7.5		23.5	16.5	ATV610D11N4	On request
15	11		31.7	23.5	ATV610D15N4	On request
18.5	15		39.2	31.7	ATV610D18N4	On request
22	18.5		46.3	39.2	ATV610D22N4	On request
30	22		61.5	46.3	ATV610D30N4	On request
37	30		74.5	59.6	ATV610D37N4	On request
45	37		88	74.5	ATV610D45N4	On request
55	45		106	88	ATV610D55N4	On request
75	55		145	106	ATV610D75N4	On request
90	75		173	145	ATV610D90N4	On request
110	90		211	173	ATV610C11N4	On request
132	110		250	211	ATV610C13N4	On request
160	132		302	250	ATV610C16N4	On request

**Altivar212 Drive: Drives for HVAC, 3-phase asynchronous motors from 0.75 to 75 kW**



- Embedded communication Modbus, Apogee FLN P1, Metasys N2, BacNet
- More Friendly simplicity & comfort with Universal Graphic Keypad
- Low Harmonics Emissions: Low THDI = 30%
- EMC Immunity Protection & Noise reductions
- AHRI Approved

kW	Max. continuous current(A)		Reference	Unit LP [₹]
<b>Three phase-Supply Voltage: 380...480V</b>				
0.75		2.2	ATV212H075N4	On request
1.5		3.7	ATV212HU15N4	On request
2.2		5.1	ATV212HU22N4	On request
3		7.2	ATV212HU30N4	On request
4		9.1	ATV212HU40N4	On request
5.5		12	ATV212HU55N4	On request
7.5		16	ATV212HU75N4	On request
11		22.5	ATV212HD11N4	On request
15		30.5	ATV212HD15N4	On request
18.5		37	ATV212HD18N4	On request
22		43.5	ATV212HD22N4	On request
30		58.5	ATV212HD30N4	On request
37		79	ATV212HD37N4	On request
45		94	ATV212HD45N4	On request
55		116	ATV212HD55N4	On request
75		160	ATV212HD75N4	On request

Please contact Customer Care Center for Stockable and Non stockable status of references.

NORMAL STOCK ITEMS

W.E.F. January 27, 2020



Machine Drives

Altivar320 drive: Drives for synchronous and asynchronous motors from 0.18 to 15 kW (0.25 to 20 Hp)



- Cost Saving: Optimized Space and Time
- Solution Oriented: ATV Logic, Ready for automation integration
- Ambient temperature: 50deg C w/o deration
- Safety embedded as standard (STO SIL3)
- Possibility to connect a graphic terminal as option (Basic & Advanced)
- Modbus & Can Open as standard
- Protection against harsh environment 3C3 class

kW	Max. continuous current(A)	Reference	Unit LP [₹]
<b>Single phase-Supply Voltage: 200...240V</b>			
0.18	1.5	ATV320U02M2C	On request
0.37	3.3	ATV320U04M2C	On request
0.55	3.7	ATV320U06M2C	On request
0.75	4.8	ATV320U07M2C	On request
1.1	6.9	ATV320U11M2C	On request
1.5	8	ATV320U15M2C	On request
2.2	11	ATV320U22M2C	On request
<b>Three phase-Supply Voltage: 200...240V</b>			
1.5	8	ATV320U15M3C	On request
4	17.5	ATV320U40M3C	On request
5.5	27.5	ATV320U55M3C	On request
7.5	33	ATV320U75M3C	On request
11	54	ATV320D11M3C	On request
15	66	ATV320D15M3C	On request
<b>Three phase-Supply Voltage: 380...500V (ComPact)</b>			
0.37	1.5	ATV320U04N4C	On request
0.55	1.9	ATV320U06N4C	On request
0.75	2.3	ATV320U07N4C	On request
1.1	3	ATV320U11N4C	On request
1.5	4.1	ATV320U15N4C	On request
2.2	5.5	ATV320U22N4C	On request
3	7.1	ATV320U30N4C	On request
4	9.5	ATV320U40N4C	On request
5.5	14.3	ATV320U55N4C	On request
7.5	17	ATV320U75N4C	On request
11	27.7	ATV320D11N4C	On request
15	33	ATV320D15N4C	On request
<b>Three phase-Supply Voltage: 380...500V (BOOK)</b>			
0.4	1.5	ATV320U04N4B	On request
0.6	1.9	ATV320U06N4B	On request
0.8	2.3	ATV320U07N4B	On request
1.1	3	ATV320U11N4B	On request
1.5	4.1	ATV320U15N4B	On request
2.2	5.5	ATV320U22N4B	On request
3	7.1	ATV320U30N4B	On request
4	9.5	ATV320U40N4B	On request
5.5	14.3	ATV320U55N4B	On request
7.5	17	ATV320U75N4B	On request
11	27.7	ATV320D11N4B	On request
15	33	ATV320D15N4B	On request
<b>Three phase-Supply Voltage: 380...500V, IP66</b>			
0.37	1.5	ATV320U04N4W*	On request
0.55	1.9	ATV320U06N4W*	On request
0.75	2.3	ATV320U07N4W*	On request
1.1	3	ATV320U11N4W*	On request
1.5	4.1	ATV320U15N4W*	On request
2.2	5.5	ATV320U22N4W*	On request
3	7.1	ATV320U30N4W*	On request
4	9.5	ATV320U40N4W*	On request
5.5	14.3	ATV320U55N4W*	On request
7.5	17	ATV320U75N4W*	On request

**Note:** References ending with B are BOOK type & Reference ending with C are ComPact type.  
References ending with N4W\* are IP66.

Please contact Customer Care Center for Stockable and Non stockable status of references.

NORMAL STOCK ITEMS

W.E.F. January 27, 2020

**Altivar340 drive: Drives with innovative variable speed drives for high-performance machines upto 75kW**



- Reduced requirement for additional devices thanks to rich interfaces, I/Os, and PTIs/PTOs, and an embedded encoder
- 5 DI +2 (DI/DO);2 RO ;2 AI ;1 AO
- 30kW...75kW : 8 DI ;1DO ;3RO ;3AI ;2AO
- DC choke inbuilt from 30kW and above
- Heavy duty 150%In for 60sec & 180%In for 2sec
- Embedded STO SIL3
- On board A/B/I & SinCos 1Vpp encoder
- Chemical class for harsh environment 3C3
- High-speed native multi-Ethernet connectivity – real-time communication
- 1 ms application cycle time

ATV340 Modular Drive: Power & Supply Voltage: 0.75 – 22 kW & 400/480 V three phase

ATV340 Ethernet Drive(ATV340\*\*\*N4E): Power & Supply Voltage: 0.75 – 75 kW & 400/480 V three phase

ND	kW		Max. continuous current(A)		Reference	Unit LP [₹]
	HD	LD	ND	HD		
<b>Three phase-Supply Voltage: 380...480V (Modular)</b>						
0.75	1.1		2.2	2.8	ATV340U07N4	On request
1.5	2.2		4	5.6	ATV340U15N4	On request
2.2	3		5.6	7.2	ATV340U22N4	On request
3	4		7.2	9.3	ATV340U30N4	On request
4	5.5		9.3	12.7	ATV340U40N4	On request
5.5	7.5		12.7	16.5	ATV340U55N4	On request
7.5	11		16.5	24	ATV340U75N4	On request
11	15		24	32	ATV340D11N4	On request
15	18.5		32	39	ATV340D15N4	On request
18.5	22		39	46	ATV340D18N4	On request
22	30		46	62	ATV340D22N4	On request
<b>Three phase-Supply Voltage: 380...480V (With Ethernet)</b>						
0.75	1.1		2.2	2.8	ATV340U07N4E	On request
1.5	2.2		4	5.6	ATV340U15N4E	On request
2.2	3		5.6	7.2	ATV340U22N4E	On request
3	4		7.2	9.3	ATV340U30N4E	On request
4	5.5		9.3	12.7	ATV340U40N4E	On request
5.5	8		12.7	16.5	ATV340U55N4E	On request
8	11		16.5	24	ATV340U75N4E	On request
11	15		24	32	ATV340D11N4E	On request
15	18.5		32	39	ATV340D15N4E	On request
18.5	22		39	46	ATV340D18N4E	On request
22	30		46	62	ATV340D22N4E	On request
30	37		61.5	74.5	ATV340D30N4E	On request
37	45		74.5	88	ATV340D37N4E	On request
45	55		88	106	ATV340D45N4E	On request
55	75		106	145	ATV340D55N4E	On request
75	90		145	173	ATV340D75N4E	On request

Please contact Customer Care Center for Stockable and Non stockable status of references.

NORMAL STOCK ITEMS

W.E.F. January 27, 2020

**Altivar Process ATV630 : Variable Speed IIOT Drive dedicated to process Industry and Utilities (Pump & Fan) from 0.75 kW to 315 kW.**



- Alfa-numeric and graphical display to monitor trends and values
- Inbuilt features dedicated for Pump eg. Pump Curves, Pipe fill, Anti Jam, Pipe cleaning etc
- Calculative power consumption with respect to flow (kwh/m<sup>3</sup>)
- VFD designed for 50 deg C without derating.
- In Built choke & EMC Filter
- Integrated Modbus & Modbus TCP/IP (Ethernet)
- Web server inbuilt
- Ethernet & Modbus in Built
- QR code feature in built to get documents access on line and register service request directly from QR code.



ND	kW		Max. continuous current (A)		Reference	Unit LP [₹]
	ND	HD	ND	HD		
<b>Three phase-Supply Voltage:380...480V (IP21)</b>						
0.75	0.37		2.2	1.5	ATV630U07N4	On request
1.5	0.75		4	2.2	ATV630U15N4	On request
2.2	1.5		5.6	4	ATV630U22N4	On request
3	2.2		7.2	5.6	ATV630U30N4	On request
4	3		9.3	7.2	ATV630U40N4	On request
5.5	4		12.7	9.3	ATV630U55N4	On request
7.5	5.5		16.5	12.7	ATV630U75N4	On request
11	7.5		23.5	16.5	ATV630D11N4	On request
15	11		31.7	23.5	ATV630D15N4	On request
18.5	15		39.2	31.7	ATV630D18N4	On request
22	18.5		46.3	39.2	ATV630D22N4	On request
30	22		61.5	46.3	ATV630D30N4	On request
37	30		74.5	61.5	ATV630D37N4	On request
45	37		88	74.5	ATV630D45N4	On request
55	45		106	88	ATV630D55N4	On request
75	55		145	106	ATV630D75N4	On request
90	75		173	145	ATV630D90N4	On request
110	90		211	173	ATV630C11N4	On request
132	110		250	211	ATV630C13N4	On request
160	132		302	250	ATV630C16N4	On request
220	160		427	302	ATV630C22N4	On request
250	220		481	387	ATV630C25N4	On request
315	250		616	481	ATV630C31N4	On request
<b>Three phase-Supply Voltage: 380...480V (IP55)</b>						
0.75	0.37		2.2	1.5	ATV650U07N4	On request
1.5	0.75		4	2.2	ATV650U15N4	On request
2.2	1.5		5.6	4	ATV650U22N4	On request
3	2.2		7.2	5.6	ATV650U30N4	On request
4	3		9.3	7.2	ATV650U40N4	On request
5.5	4		12.7	9.3	ATV650U55N4	On request
7.5	5.5		16.5	12.7	ATV650U75N4	On request
11	7.5		23.5	16.5	ATV650D11N4	On request
15	11		31.7	23.5	ATV650D15N4	On request
18.5	15		39.2	31.7	ATV650D18N4	On request
22	18.5		46.3	39.2	ATV650D22N4	On request
30	22		61.5	46.3	ATV650D30N4	On request
37	30		74.5	61.5	ATV650D37N4	On request
45	37		88	74.5	ATV650D45N4	On request
55	45		106	88	ATV650D55N4	On request
75	55		145	106	ATV650D75N4	On request
90	75		173	145	ATV650D90N4	On request

Please contact Customer Care Center for Stockable and Non stockable status of references.

NORMAL STOCK ITEMS

W.E.F. January 27, 2020

**Altivar Process ATV930: Variable speed drives dedicated to constant torque application with excellent motor control and connectivity capabilities (0.75kW to 315kW)**



- Alfa-numeric and graphical display to monitor trends and values.
- Calculative power consumption with respect to flow (kwh/m<sup>3</sup>).
- VFD designed for 50 deg C without derating.
- In Built choke & EMC Filter
- Integrated Modbus & dual Ethernet port
- Web server in built
- Macro configuration of hoisting & conveyor are available
- Ethernet & Modbus in Built
- QR code feature in built to get documents access on line and register service request directly from QR code.



ND	kW		Max. continuous current (A)		Reference	Unit LP [₹]
	HD	ND	HD	ND		
<b>Three phase-Supply Voltage: 380...480V (IP21)</b>						
0.75	0.37	2.2	1.5	ATV930U07N4	On request	
1.5	0.75	4	2.2	ATV930U15N4	On request	
2.2	0.75	5.6	4	ATV930U22N4	On request	
3	1.5	7.2	5.6	ATV930U30N4	On request	
4	2.2	9.3	7.2	ATV930U40N4	On request	
5.5	3	12.7	9.3	ATV930U55N4	On request	
7.5	4	16.5	12.7	ATV930U75N4	On request	
11	5.5	23.5	16.5	ATV930D11N4	On request	
15	7.5	31.7	23.5	ATV930D15N4	On request	
18.5	15	39.2	31.7	ATV930D18N4	On request	
22	18.5	46.3	39.2	ATV930D22N4	On request	
30	22	61.5	46.3	ATV930D30N4	On request	
37	30	74.5	61.5	ATV930D37N4	On request	
45	37	88	74.5	ATV930D45N4	On request	
55	45	106	88	ATV930D55N4C*	On request	
55	45	106	88	ATV930D55N4	On request	
75	55	145	106	ATV930D75N4C*	On request	
75	55	145	106	ATV930D75N4	On request	
90	75	173	145	ATV930D90N4C*	On request	
90	75	173	145	ATV930D90N4	On request	
110	90	211	173	ATV930C11N4C*	On request	
110	90	211	173	ATV930C11N4	On request	
132	110	250	211	ATV930C13N4C*	On request	
132	110	250	211	ATV930C13N4	On request	
160	132	302	250	ATV930C16N4C*	On request	
160	132	302	250	ATV930C16N4	On request	
220	160	427	302	ATV930C22N4C*	On request	
220	160	427	302	ATV930C22N4	On request	
250	200	481	387	ATV930C25N4C*	On request	
315	250	616	481	ATV930C31N4C*	On request	
<b>Three phase-Supply Voltage: 380...480V (IP55)</b>						
0.75	0.37	2.2	1.5	ATV950U07N4	On request	
1.5	0.75	4	2.2	ATV950U15N4	On request	
2.2	0.75	5.6	4	ATV950U22N4	On request	
3	1.5	7.2	5.6	ATV950U30N4	On request	
4	2.2	9.3	7.2	ATV950U40N4	On request	
5.5	3	12.7	9.3	ATV950U55N4	On request	
7.5	4	16.5	12.7	ATV950U75N4	On request	
11	5.5	23.5	16.5	ATV950D11N4	On request	
15	7.5	31.7	23.5	ATV950D15N4	On request	
18.5	15	39.2	31.7	ATV950D18N4	On request	
22	18.5	46.3	39.2	ATV950D22N4	On request	
30	22	61.5	46.3	ATV950D30N4	On request	
37	30	74.5	61.5	ATV950D37N4	On request	
45	37	88	74.5	ATV950D45N4	On request	
55	45	106	88	ATV950D55N4	On request	
75	55	145	106	ATV950D75N4	On request	
90	75	173	145	ATV950D90N4	On request	

\*Reference ending with 'C' is without braking unit

Please contact Customer Care Center for Stockable and Non stockable status of references.

NORMAL STOCK ITEMS

W.E.F. January 27, 2020

Soft Starter

ATS01 Soft Start – Soft Stop Unit (For Simple Machines)



[Us] Rated Supply Voltage	Network Number of Phases	Motor Power kW	Starting Time	[Ie] Rated Operational Current (A)	Reference	Unit LP [₹]
380...415V 50.....60Hz	3	1.5kW/2.2kW/3kW	adjustable from 1 to 10s	6	ATS01N206QN	On Request
		4kW	adjustable from 1 to 10s	9	ATS01N209QN	On Request
		5.5kW	adjustable from 1 to 10s	12	ATS01N212QN	On Request
		7.5kW/11kW	adjustable from 1 to 10s	22	ATS01N222QN	On Request
		15kW	adjustable from 1 to 10s	32	ATS01N232QN	On Request

ATS22 Soft Starter: Soft Starter for Utilities i.e. Pump & fan



- Embedded shorting contactor
- Size reduction: average of 25% less compare to ATS48 alone (without additional by-pass)
- Full starter and motor protections
- True three phases control
- Modbus in Built


kW (400 V)	Nominal Current (Amps)	Reference	Unit LP [₹]
<b>Three phase-Supply Voltage: 230V...440V</b>			
7.5	17	ATS22D17Q	On Request
15	32	ATS22D32Q	On Request
22	47	ATS22D47Q	On Request
30	62	ATS22D62Q	On Request
37	75	ATS22D75Q	On Request
45	88	ATS22D88Q	On Request
55	110	ATS22C11Q	On Request
75	140	ATS22C14Q	On Request
90	170	ATS22C17Q	On Request
110	210	ATS22C21Q	On Request
132	250	ATS22C25Q	On Request
160	320	ATS22C32Q	On Request
220	410	ATS22C41Q	On Request
250	480	ATS22C48Q	On Request
315	590	ATS22C59Q	On Request

Please contact Customer Care Center for Stockable and Non stockable status of references.

NORMAL STOCK ITEMS

W.E.F. January 27, 2020

**ATS48 Soft start-soft stop units for 3-phase asynchronous motors from 4 to 1200 kW**



- Thermal protection of the motor
- Protection of the machine: under load and overload with adjustable threshold and times, locked rotor, control of the direction of rotation
- Control of starter bypass contactor to prevent heat dissipation
- Numerous configurable inputs/outputs
- Modbus Integrated


Altistart 48 offers you the benefits of its patented Torque Control System (TCS). Ready for immediate start-up, with simplified wiring and extended communication functions, it can be integrated at the heart of your applications in complete simplicity

For STD Application kW (400V)	For Severe Application kW (400V)	For STD Application Nominal Current (Amps)	For Severe Application Nominal Current (Amps)	Reference	Unit LP [₹]
<b>Three phase-Supply Voltage: 230V...415V</b>					
7.5	5.5	17	12	ATS48D17Q	On Request
11	7.5	22	17	ATS48D22Q	On Request
15	11	32	22	ATS48D32Q	On Request
19	15	38	32	ATS48D38Q	On Request
22	18.5	47	38	ATS48D47Q	On Request
30	22	62	47	ATS48D62Q	On Request
37	30	75	62	ATS48D75Q	On Request
45	37	88	75	ATS48D88Q	On Request
55	45	110	88	ATS48C11Q	On Request
75	55	140	110	ATS48C14Q	On Request
90	75	170	140	ATS48C17Q	On Request
110	90	210	170	ATS48C21Q	On Request
132	110	250	210	ATS48C25Q	On Request
160	132	320	250	ATS48C32Q	On Request
220	160	410	320	ATS48C41Q	On Request
250	220	480	410	ATS48C48Q	On Request
315	250	590	480	ATS48C59Q	On Request
355	315	660	590	ATS48C66Q	On Request
400	355	790	660	ATS48C79Q	On Request
500	400	1000	790	ATS48M10Q	On Request
630	500	1200	1000	ATS48M12Q	On Request

Please contact Customer Care Center for Stockable and Non stockable status of references.

NORMAL STOCK ITEMS


W.E.F. January 27, 2020



Zelio 2 ComPact smart relay with display



Zelio 2 ComPact smart relay without display




Zelio 2 modular smart relay with display

## Relays

Description	Reference	Unit LP (₹)
<b>Voltage 24V DC</b>		
Zelio Logic module - 10 I O, RLY - w/o clock - with display	SR2A101BD <input checked="" type="checkbox"/>	11700
Zelio Logic module - 20 I O, RLY - w/o clock - with display	SR2A201BD <input checked="" type="checkbox"/>	19100
Zelio Logic module - 12 I O, TRN - with clock - with display	SR2B121BD <input checked="" type="checkbox"/>	10700
Zelio Logic module - 12 I O, TRN - with clock - with display	SR2B122BD	16050
Zelio Logic module - 20 I O, RLY - with clock - with display	SR2B201BD <input checked="" type="checkbox"/>	21250
Zelio Logic module - 20 I O, RLY - with clock - with display	SR2B202BD	22100
Zelio Logic module - 10 I O, RLY - w/o clock - w/o display	SR2D101BD <input checked="" type="checkbox"/>	7500
Zelio Logic module - 20 I O, RLY - w/o clock - w/o display	SR2D201BD <input checked="" type="checkbox"/>	17150
Zelio Logic module - 12 I O, RLY - with clock - w/o display	SR2E121BD	11000
Zelio Logic module - 20 I O, RLY - with clock - w/o display	SR2E201BD	20800
Zelio Logic module - 10 I O, RLY - with clock - with display	SR3B101BD	12900
Zelio Logic module - 10 I O, TRN - with clock - with display	SR3B102BD	11900
Zelio Logic module - 26 I O, RLY - with clock - with display	SR3B261BD <input checked="" type="checkbox"/>	26800
Zelio Logic module - 26 I O, TRN - with clock - with display	SR3B262BD	26850
<b>Voltage 100-240V AC</b>		
Zelio Logic module - 10 I O, RLY - w/o clock - with display	SR2A101FU <input checked="" type="checkbox"/>	13250
Zelio Logic module - 20 I O, RLY - w/o clock - with display	SR2A201FU <input checked="" type="checkbox"/>	19650
Zelio Logic module - 12 I O, RLY - with clock - with display	SR2B121FU <input checked="" type="checkbox"/>	13150
Zelio Logic module - 20 I O, RLY - with clock - with display	SR2B201FU <input checked="" type="checkbox"/>	21850
Zelio Logic module - 10 I O, RLY - w/o clock - w/o display	SR2D101FU	9550
Zelio Logic module - 20 I O, RLY - w/o clock - w/o display	SR2D201FU	20250
Zelio Logic module - 12 I O, RLY - with clock - w/o display	SR2E121FU	12100
Zelio Logic module - 20 I O, RLY - with clock - w/o display	SR2E201FU	22750
Zelio Logic module - 10 I O, RLY - with clock - with display	SR3B101FU	14500
Zelio Logic module - 26 I O, RLY - with clock - with display	SR3B261FU <input checked="" type="checkbox"/>	27700
<b>Voltage 12V DC</b>		
Zelio Logic module - 12 I O - with clock - with display	SR2B121JD	13750
Zelio Logic module - 20 I O - with clock - with display	SR2B201JD	17500
<b>Voltage 24V AC</b>		
Zelio Logic module - 12 I O - with clock - with display	SR2B121B	13750
Zelio Logic module - 20 I O - with clock - with display	SR2B201B	26300
Zelio Logic module - 20 I O - with clock - w/o display	SR2E201B	20900
Zelio Logic module - 10 I O - with clock - with display	SR3B101B	14600
Zelio Logic module - 24 I O - with clock - with display	SR3B261B	29250

**Note:** Zelio Smart Relays are also available in other voltages. Please contact our nearest Sales Office for the same.



I/O Extension module

## I/O Extension modules

Description	Reference	Unit LP [₹]
discrete I/O extension module - 6 I O 4DI, 2DO - 24 V DC	SR3XT61BD	5600
discrete I/O extension module - 6 I O 4DI, 2DO	SR3XT61FU	5800
discrete I/O extension module - 10 I O 6DI, 4DO - 24 V DC	SR3XT101BD <input checked="" type="checkbox"/>	5800
discrete I/O extension module - 10 I O 6DI, 4DO	SR3XT101FU	7300
discrete I/O extension module - 14 I O 8DI, 6DO - 24 V AC	SR3XT141B	10000
discrete I/O extension module - 14 I O 8DI, 6DO - 24 V DC	SR3XT141BD <input checked="" type="checkbox"/>	8000
discrete I/O extension module - 14 I O 8DI, 6DO	SR3XT141FU	8500
Analogue I/O extension module - 2 AI/ 2AO	SR3XT43BD	13250

## Accessories

Description	Reference	Unit LP [₹]
SUB-D 9-pin PC connecting cable - 3 m	SR2CBL01 <input checked="" type="checkbox"/>	6150
SUB-D 9-pin modem connecting cable - 0.5 m	SR2CBL07 <input checked="" type="checkbox"/>	8425
communication interface	SR2COM01	12200
documentation - programming on the smart relay - EN	SR2MAN01EN	2500
memory cartridge firmware - up to v 2.4 - EEPROM	SR2MEM01 <input checked="" type="checkbox"/>	1650
memory cartridge firmware - for v 3.0 - EEPROM	SR2MEM02 <input checked="" type="checkbox"/>	1950
modem interface - analog PSTN	SR2MOD01	50200
modem interface - GSM	SR2MOD02	42600
programming software "Zelio Soft 2" multilingual - CD-ROM	SR2SFT01	2055
USB PC connecting cable - 3 m	SR2USB01 <input checked="" type="checkbox"/>	10450

Please contact Customer Care Center for Stockable and Non stockable status of references.

NORMAL STOCK ITEMS

W.E.F. January 27, 2020





- 10 A relays with 1 C/O contact and 5 A relays with 2 C/O contacts.
- Sockets with separate contact terminals, screw connector connection and built-in plastic maintaining clamp, 35mm DIN rail mounting and Panel mounting.
- Optional modules for additional protection

### RXG Interface Relays

NEW

Product description	Reference	Unit LP [₹]
1CO 10A Relay +LTB-LED 24VAC	RXG11B7	562
1CO 10A Relay +LTB-LED 48VAC	RXG11E7	573
1CO 10A Relay +LTB-LED 120VAC	RXG11F7	573
1CO 10A Relay +LTB-LED 220VAC	RXG11M7	584
1CO 10A Relay +LTB-LED 230VAC	RXG11P7	572
1CO 10A Relay +LTB-LED 6VDC	RXG11RD	462
1CO 10A Relay +LTB-LED 12VDC	RXG11JD	462
1CO 10A Relay +LTB-LED 24VDC	RXG11BD	460
1CO 10A Relay +LTB-LED 48VDC	RXG11ED	462
1CO 10A Relay +LTB-LED 60VDC	RXG11ND	462
1CO 10A Relay +LTB-LED 110VDC	RXG11FD	462
1CO 10A Relay +LTB+LED 24VAC	RXG12B7	622
1CO 10A Relay +LTB+LED 48VAC	RXG12E7	622
1CO 10A Relay +LTB+LED 120VAC	RXG12F7	622
1CO 10A Relay +LTB+LED 220VAC	RXG12M7	622
1CO 10A Relay +LTB+LED 230VAC	RXG12P7	622
1CO 10A Relay +LTB+LED 6VDC	RXG12RD	509
1CO 10A Relay +LTB+LED 12VDC	RXG12JD	509
1CO 10A Relay +LTB+LED 24VDC	RXG12BD	518
1CO 10A Relay +LTB+LED 48VDC	RXG12ED	509
1CO 10A Relay +LTB+LED 60VDC	RXG12ND	509
1CO 10A Relay +LTB+LED 110VDC	RXG12FD	509
1CO 10A Relay-LTB+LED 24VAC	RXG13B7	598
1CO 10A Relay-LTB+LED 48VAC	RXG13E7	598
1CO 10A Relay-LTB+LED 120VAC	RXG13F7	598
1CO 10A Relay-LTB+LED 220VAC	RXG13M7	598
1CO 10A Relay-LTB+LED 230VAC	RXG13P7	609
1CO 10A Relay-LTB+LED 6VDC	RXG13RD	483
1CO 10A Relay-LTB+LED 12VDC	RXG13JD	483
1CO 10A Relay-LTB+LED 24VDC	RXG13BD	483
1CO 10A Relay-LTB+LED 48VDC	RXG13ED	483
1CO 10A Relay-LTB+LED 60VDC	RXG13ND	483
1CO 10A Relay-LTB+LED 110VDC	RXG13FD	483
1CO 10A Relay Clear 24VAC	RXG15B7	518
1CO 10A Relay Clear 48VAC	RXG15E7	518
1CO 10A Relay Clear 120VAC	RXG15F7	518
1CO 10A Relay Clear 220VAC	RXG15M7	518
1CO 10A Relay Clear 230VAC	RXG15P7	518
1CO 10A Relay Clear 6VDC	RXG15RD	404
1CO 10A Relay Clear 12VDC	RXG15JD	404
1CO 10A Relay Clear 24VDC	RXG15BD	411
1CO 10A Relay Clear 48VDC	RXG15ED	404
1CO 10A Relay Clear 60VDC	RXG15ND	404
1CO 10A Relay Clear 110VDC	RXG15FD	404
2CO 5A Relay +LTB-LED 24VAC	RXG21B7	617
2CO 5A Relay +LTB-LED 48VAC	RXG21E7	629
2CO 5A Relay +LTB-LED 120VAC	RXG21F7	629
2CO 5A Relay +LTB-LED 220VAC	RXG21M7	640

Please contact Customer Care Center for Stockable and Non stockable status of references.

NORMAL STOCK ITEMS

W.E.F. January 27, 2020



- 10 A relays with 1 C/O contact and 5 A relays with 2 C/O contacts.
- Sockets with separate contact terminals, screw connector connection and built-in plastic maintaining clamp, 35mm DIN rail mounting and Panel mounting.
- Optional modules for additional protection

### RXG Interface Relays NEW

Product description	Reference	Unit LP [₹]
2CO 5A Relay +LTB-LED 230VAC	RXG21P7	617
2CO 5A Relay +LTB-LED 6VDC	RXG21RD	517
2CO 5A Relay +LTB-LED 12VDC	RXG21JD	527
2CO 5A Relay +LTB-LED 24VDC	RXG21BD	517
2CO 5A Relay +LTB-LED 48VDC	RXG21ED	517
2CO 5A Relay +LTB-LED 60VDC	RXG21ND	517
2CO 5A Relay +LTB-LED 110VDC	RXG21FD	527
2CO 5A Relay +LTB+LED 24VAC	RXG22B7	692
2CO 5A Relay +LTB+LED 48VAC	RXG22E7	679
2CO 5A Relay +LTB+LED 120VAC	RXG22F7	692
2CO 5A Relay +LTB+LED 220VAC	RXG22M7	679
2CO 5A Relay +LTB+LED 230VAC	RXG22P7	692
2CO 5A Relay +LTB+LED 6VDC	RXG22RD	565
2CO 5A Relay +LTB+LED 12VDC	RXG22JD	565
2CO 5A Relay +LTB+LED 24VDC	RXG22BD	576
2CO 5A Relay +LTB+LED 48VDC	RXG22ED	565
2CO 5A Relay +LTB+LED 60VDC	RXG22ND	565
2CO 5A Relay +LTB+LED 110VDC	RXG22FD	565
2CO 5A Relay-LTB+LED 24VAC	RXG23B7	653
2CO 5A Relay-LTB+LED 48VAC	RXG23E7	653
2CO 5A Relay-LTB+LED 120VAC	RXG23F7	653
2CO 5A Relay-LTB+LED 220VAC	RXG23M7	653
2CO 5A Relay-LTB+LED 230VAC	RXG23P7	665
2CO 5A Relay-LTB+LED 6VDC	RXG23RD	540
2CO 5A Relay-LTB+LED 12VDC	RXG23JD	540
2CO 5A Relay-LTB+LED 24VDC	RXG23BD	540
2CO 5A Relay-LTB+LED 48VDC	RXG23ED	540
2CO 5A Relay-LTB+LED 60VDC	RXG23ND	540
2CO 5A Relay-LTB+LED 110VDC	RXG23FD	540
2CO 5A Relay Clear 24VAC	RXG25B7	573
2CO 5A Relay Clear 48VAC	RXG25E7	573
2CO 5A Relay Clear 120VAC	RXG25F7	573
2CO 5A Relay Clear 220VAC	RXG25M7	573
2CO 5A Relay Clear 230VAC	RXG25P7	573
2CO 5A Relay Clear 6VDC	RXG25RD	459
2CO 5A Relay Clear 12VDC	RXG25JD	459
2CO 5A Relay Clear 24VDC	RXG25BD	468
2CO 5A Relay Clear 48VDC	RXG25ED	459
2CO 5A Relay Clear 60VDC	RXG25ND	459
2CO 5A Relay Clear 110VDC	RXG25FD	459
<b>Accessories</b>		
1CO Separate terminal socket with clamp	RGZE1S35M	277
2CO Separate terminal socket with clamp	RGZE1S48M	307
Plastic maintaining clamp for RGZ socket	RGZR215	29

Please contact Customer Care Center for Stockable and Non stockable status of references.

NORMAL STOCK ITEMS

W.E.F. January 27, 2020

## RXM Miniature Relays

Control Circuit Voltage	Reference	Unit LP (₹)
<b>Without Lockable Test Button without LED</b>		
<b>2 C/O - 5 AMPS</b>		
12 V DC	RXM2LB1JD	386
24 V DC	RXM2LB1BD	359
48 V DC	RXM2LB1ED	407
24 V AC	RXM2LB1B7	374
120 V AC	RXM2LB1F7	374
230 V AC	RXM2LB1P7	367
<b>4 C/O - 3 AMPS</b>		
12 V DC	RXM4LB1JD	454
24 V DC	RXM4LB1BD	414
48 V DC	RXM4LB1ED	467
24 V AC	RXM4LB1B7	454
120 V AC	RXM4LB1F7	467
230 V AC	RXM4LB1P7	414
<b>Without Lockable Test Button with LED</b>		
<b>2 C/O - 5 AMPS</b>		
12 V DC	RXM2LB2JD	414
24 V DC	RXM2LB2BD <input checked="" type="checkbox"/>	386
48 V DC	RXM2LB2ED	414
24 V AC	RXM2LB2B7	414
120 V AC	RXM2LB2F7	414
230 V AC	RXM2LB2P7 <input checked="" type="checkbox"/>	386
36 V DC	RXM2LB2CD	428
110 V DC	RXM2LB2FD	414
<b>4 C/O - 3 AMPS</b>		
12 V DC	RXM4LB2JD	467
24 V DC	RXM4LB2BD <input checked="" type="checkbox"/>	436
48 V DC	RXM4LB2ED	467
24 V AC	RXM4LB2B7	467
120 V AC	RXM4LB2F7	467
230 V AC	RXM4LB2P7 <input checked="" type="checkbox"/>	436
36 V DC	RXM4LB2CD	481
110 V DC	RXM4LB2FD	467

## Accessories

Description	Reference	Unit LP (₹)
<b>Sockets</b>		
Sockets - mixed-screw clamp - relay type RXM2 (without lockable test button)	RXZE1M2C <input checked="" type="checkbox"/>	176
Sockets - mixed-screw clamp - relay type RXM2/RXM4 (without lockable test button)	RXZE1M4C <input checked="" type="checkbox"/>	225

Please contact Customer Care Center for Stockable and Non stockable status of references.

NORMAL STOCK ITEMS

W.E.F. January 27, 2020

**RXM\*NB Miniature Relays**

Control Circuit Voltage	Reference	Unit LP [₹]
<b>Miniature Relays without Lockable Test-Button, with LED</b>		
<b>2 Change Over - 10 AMPS Contact Rating</b>		
12 V DC	RXM2NB3JD	447
24 V DC	RXM2NB3BD	405
110 V DC	RXM2NB3FD	405
220 V DC	RXM2NB3MD	531
24 V AC	RXM2NB3B7	447
120 V AC	RXM2NB3F7	447
230 V AC	RXM2NB3P7	405
<b>4 Change Over - 5 AMPS Contact Rating</b>		
12 V DC	RXM4NB3JD	501
24 V DC	RXM4NB3BD	469
110 V DC	RXM4NB3FD	501
220 V DC	RXM4NB3MD	585
24 V AC	RXM4NB3B7	501
120 V AC	RXM4NB3F7	501
230 V AC	RXM4NB3P7	469

**RXZ Miniature Relay Socket**

Description	Reference	Unit LP [₹]
<b>Accessories</b>		
<b>Sockets</b>		
socket for miniature relay - for RXM2N - with mixed contacts - screw clamp	RXZE2M2N	187
socket for miniature relay - for RXM4N - with mixed contacts - screw clamp	RXZE2M4N	212

Please contact Customer Care Center for Stockable and Non stockable status of references.

NORMAL STOCK ITEMS

W.E.F. January 27, 2020

## RXM Miniature Relays

Control Circuit Voltage	Reference	Unit LP (₹)
<b>Without LED</b>		
<b>2 Change Over - 12 AMPS Contact Rating</b>		
12 V DC	RXM2AB1JD	537
24 V AC	RXM2AB1B7	537
24 V DC	RXM2AB1BD <input checked="" type="checkbox"/>	517
48 V AC	RXM2AB1E7	537
48 V DC	RXM2AB1ED	537
110 V DC	RXM2AB1FD	543
120 V AC	RXM2AB1F7 <input checked="" type="checkbox"/>	537
230 V AC	RXM2AB1P7 <input checked="" type="checkbox"/>	517
<b>3 Change Over - 10 AMPS Contact Rating</b>		
12 V DC	RXM3AB1JD	719
24 V AC	RXM3AB1B7	800
24 V DC	RXM3AB1BD	718
48 V AC	RXM3AB1E7	902
48 V DC	RXM3AB1ED	913
110 V DC	RXM3AB1FD	913
120 V AC	RXM3AB1F7	739
230 V AC	RXM3AB1P7	739
<b>4 Change Over - 6 AMPS Contact Rating</b>		
12 V DC	RXM4AB1JD	644
24 V AC	RXM4AB1B7	657
24 V DC	RXM4AB1BD <input checked="" type="checkbox"/>	644
48 V AC	RXM4AB1E7	675
48 V DC	RXM4AB1ED	717
110 V DC	RXM4AB1FD	717
120 V AC	RXM4AB1F7 <input checked="" type="checkbox"/>	657
220 V DC	RXM4AB1MD	717
230 V AC	RXM4AB1P7 <input checked="" type="checkbox"/>	657
240 V AC	RXM4AB1U7	657
<b>With LED</b>		
<b>2 Change Over - 12 AMPS Contact Rating</b>		
12 V DC	RXM2AB2JD	561
24 V AC	RXM2AB2B7	557
24 V DC	RXM2AB2BD <input checked="" type="checkbox"/>	537
48 V AC	RXM2AB2E7	550
48 V DC	RXM2AB2ED	561
110 V DC	RXM2AB2FD	550
120 V AC	RXM2AB2F7 <input checked="" type="checkbox"/>	561
230 V AC	RXM2AB2P7 <input checked="" type="checkbox"/>	537
<b>3 Change Over - 10 AMPS Contact Rating</b>		
12 V DC	RXM3AB2JD	708
24 V AC	RXM3AB2B7	748
24 V DC	RXM3AB2BD	688
48 V AC	RXM3AB2E7	865
48 V DC	RXM3AB2ED	846
110 V DC	RXM3AB2FD	719
120 V AC	RXM3AB2F7	719
230 V AC	RXM3AB2P7	719
<b>4 Change Over - 6 AMPS Contact Rating</b>		
12 V DC	RXM4AB2JD	750
24 V AC	RXM4AB2B7	765
24 V DC	RXM4AB2BD <input checked="" type="checkbox"/>	713
48 V AC	RXM4AB2E7	765
48 V DC	RXM4AB2ED	750
110 V DC	RXM4AB2FD	750
120 V AC	RXM4AB2F7 <input checked="" type="checkbox"/>	765
125 V DC	RXM4AB2GD	750
230 V AC	RXM4AB2P7 <input checked="" type="checkbox"/>	727

## RXM Miniature Relays

Control Circuit Voltage	Reference	Unit LP (₹)
<b>With Low Level Contact</b>		
<b>4 Change Over - 3 AMPS Contact Rating</b>		
12 V DC	RXM4GB1JD	760
	RXM4GB2JD	807
24 V AC	RXM4GB1B7	760
	RXM4GB2B7	807
24 V DC	RXM4GB1BD	760
	RXM4GB2BD	784
48 V AC	RXM4GB1E7	760
	RXM4GB2E7	807
48 V DC	RXM4GB1ED	760
	RXM4GB2ED	807
110 V DC	RXM4GB1FD	760
	RXM4GB2FD	807
120 V AC	RXM4GB1F7	760
	RXM4GB2F7	822
230 V AC	RXM4GB2P7	807
	RXM4GB1P7	751
240 V AC	RXM4GB2U7	784

## RXZ Miniature Relays

Description	Reference	Unit LP (₹)
<b>Accessories</b>		
<b>Sockets</b>		
Socket for miniature relay - Zelio RXZ - with mixed contacts - connectors	RXZE2M114M <input checked="" type="checkbox"/>	245
Socket for miniature relay - Zelio RXZ - with mixed contacts - screw clamp	RXZE2M114 <input checked="" type="checkbox"/>	272
Socket for miniature relay - Zelio RXZ - with separate contacts - connectors	RXZE2S111M <input checked="" type="checkbox"/>	313
<b>Protection Modules</b>		
<b>Diode</b>		
Socket for miniature relay - Zelio RXZ - with mixed contacts - connectors	RXZE2M114M	245
Socket for miniature relay - Zelio RXZ - with mixed contacts - screw clamp	RXZE2M114	272
Socket for miniature relay - Zelio RXZ - with separate contacts - connectors	RXZE2S111M	313
Protection module - diode - 6..250V DC - for miniature relay socket RXZ	RXZE2S114M	335
Protection module - diode - 6..250V DC - for miniature relay socket RXZ	RXM040W	125
<b>RC Circuit</b>		
Protection module - RC circuit - 110..240 AC - for miniature relay socket RXZ	RXM041FU7	137
Protection module - RC circuit - 24..60 AC - for miniature relay socket RXZ	RXM041BN7	137
<b>Varistor</b>		
Protection module -Varistor - 24..60V AC/DC - for miniature relay socket RXZ	RXM021BN	162
Protection module -Varistor - 6..24V AC/DC - for miniature relay socket RXZ	RXM021RB	162
Protection module -Varistor -110..240 AC/DC - for miniature relay socket RXZ	RXM021FP	153
<b>Clips and Legends</b>		
Clip-in legends-for Sockets having separate contact	RXZL420	19
Clip-in legends - for Zelio relay - set of 10	RXZL520	243
Metal maintaining clamp - for miniature relay socket RXZ	RXZ400	45
Mounting adaptor for DIN rail - for miniature relay socket RXZ	RXZE2DA	65
Mounting adaptor with fixing lugs for panel - for miniature relay socket RXZ	RXZE2FA	65
Plastic maintaining clamp - for miniature relay socket RXZ	RXZR335	43

Please contact Customer Care Center for Stockable and Non stockable status of references.

 NORMAL STOCK ITEMS

W.E.F. January 27, 2020

## RPM Power Relays

Control Circuit Voltage	Reference	Unit LP [₹]
<b>Without LED</b>		
<b>1 Change Over - 15 AMPS Contact Rating</b>		
12 V DC	RPM11JD	971
24 V AC	RPM11B7	971
24 V DC	RPM11BD	965
48 V AC	RPM11E7	1374
48 V DC	RPM11ED	971
110 V DC	RPM11FD	971
120 V AC	RPM11F7	1178
230 V AC	RPM11P7	1073
<b>2 Change Over - 15 AMPS Contact Rating</b>		
12 V DC	RPM21JD	1004
24 V AC	RPM21B7	1004
24 V DC	RPM21BD	976
48 V AC	RPM21E7	1004
48 V DC	RPM21ED	1004
110 V DC	RPM21FD	1004
120 V AC	RPM21F7	1178
230 V AC	RPM21P7	1004
<b>3 Change Over - 15 AMPS Contact Rating</b>		
12 V DC	RPM31JD	1038
24 V AC	RPM31B7	1087
24 V DC	RPM31BD	1038
48 V AC	RPM31E7	1469
48 V DC	RPM31ED	1469
110 V DC	RPM31FD	1038
120 V AC	RPM31F7	1225
230 V AC	RPM31P7	1117
<b>4 Change Over - 15 AMPS Contact Rating</b>		
12 V DC	RPM41JD	1087
24 V AC	RPM41B7	1087
24 V DC	RPM41BD	1084
48 V AC	RPM41E7	1087
48 V DC	RPM41ED	1026
110 V DC	RPM41FD	1087
120 V AC	RPM41F7	1246
230 V AC	RPM41P7	1087
<b>With LED</b>		
<b>1 Change Over - 15 AMPS Contact Rating</b>		
12 V DC	RPM12JD	1024
24 V AC	RPM12B7	1024
24 V DC	RPM12BD	688
48 V AC	RPM12E7	1024
48 V DC	RPM12ED	1024
110 V DC	RPM12FD	1024
120 V AC	RPM12F7	1225
230 V AC	RPM12P7	1117
<b>2 Change Over - 15 AMPS Contact Rating</b>		
12 V DC	RPM22JD	1038
24 V AC	RPM22B7	1038
24 V DC	RPM22BD	911
48 V AC	RPM22E7	1038
48 V DC	RPM22ED	1038
110 V DC	RPM22FD	1038
120 V AC	RPM22F7	1225
230 V AC	RPM22P7	1027

## RPM Power Relays

Control Circuit Voltage	Reference	Unit LP [₹]
<b>3 Change Over - 15 AMPS Contact Rating</b>		
12 V DC	RPM32JD	1056
24 V AC	RPM32B7	1056
24 V DC	RPM32BD	1161
48 V AC	RPM32E7	1056
48 V DC	RPM32ED	1056
110 V DC	RPM32FD	1056
120 V AC	RPM32F7	1246
230 V AC	RPM32P7	1183
<b>4 Change Over - 15 AMPS Contact Rating</b>		
12 V DC	RPM42JD	1126
24 V AC	RPM42B7	1103
24 V DC	RPM42BD	1116
48 V AC	RPM42E7	1092
48 V DC	RPM42ED	1126
110 V DC	RPM42FD	1113
120 V AC	RPM42F7	1239
230 V AC	RPM42P7	1095

## RPZ Power Relays

Description	Reference	Unit LP [₹]
<b>Accessories</b>		
<b>Mixed Contact Socket</b>		
	RPZF2	444
Socket for power relay - Zelio RPZ - with mixed contacts - screw clamp	RPZF1	442
	RPZF4	758
	RPZF3	784
<b>Clips And Legends</b>		
Metal maintaining clamp - for relay socket RPZF1	RPZR235	119
Mounting adaptor for DIN rail - for power relay socket RPZ	RPZ1DA	119
	RPZ3DA	119
	RPZ4DA	162
Mounting adaptor with fixing lugs for panel - for power relay socket RPZ	RPZ1FA	119
	RPZ3FA	119
	RPZ4FA	162


## RPF Power Relays

Control Circuit Voltage	Reference	Unit LP [₹]
<b>N/O - 30 AMPS Contact Rating</b>		
24 V DC	RPF2ABD	1773
120 V AC	RPF2AF7	1825
230 V AC	RPF2AP7	1737
<b>Change Over - 30 AMPS Contact Rating</b>		
12 V DC	RPF2BJD	1488
24 V AC	RPF2BB7	1531
24 V DC	RPF2BBD	1757
110 V DC	RPF2BFD	1531
120 V AC	RPF2BF7	1962
230 V AC	RPF2BP7	1808

Please contact Customer Care Center for Stockable and Non stockable status of references.

NORMAL STOCK ITEMS

W.E.F. January 27, 2020



### RE17 Electronic Timers

NEW

Description	Reference	Unit LP [₹]
On Delay Timer 24 240 Vac	RE17LAMW	2222
Off Delay Timer 24 240VAC	RE17LCBM	2598
Timer Function H Solid State Output 24 240VAC	RE17LHBM	3324
Flashing Timer	RE17LLBM	2732
Multi Functiontion Timer	RE17LMBM	2676
Timer Function A at 1C O 24VAC DC 240VAC	RE17RAMU	2084
Timer Function B 1C O 24VAC DC 240VAC	RE17RBMU	3098
Timer Function C 1C O 24VAC DC 240VAC	RE17RCMU	2180
Timer Function H Ht 1C O 24VAC DC 240VAC	RE17RHMU	2243
Flashing Timer	RE17RLJU	2915
Timer Function L Li 1C O 24VAC DC 240VAC	RE17RLMU	2915
MultiFunction Timer 1C O 24VAC DC 240VAC	RE17RMEMU	2645
10 X MultiFunction Timer 1C O 12VAC DC	RE17RMJU	2758
MultiFunction Timer 1C O 24VAC DC 240VAC	RE17RMMU	2680
MultiFunction Timer 1C O 12 240VAC DC	RE17RMMW	2985
MultiFunction Timer 1C O 12 240VAC DC	RE17RMMWS	3215
MultiFunction Timer 1C O 24VAC DC 240VAC	RE17RMXMU	3372



### RE22 Electronic Timers

Description	Reference	Unit LP [₹]
Multi-function Timing Relay - 0.05s...300h - 24...240V AC/DC - 2C/O	RE22R2MYMR	On Request
Multifunction Timer Relay - 12...240 V AC/DC - 2 C/O	RE22R2MMW	On Request
Star-delta timing relay - 24VDC/24...240 V AC - 1 C/O	RE22R1QMU	On Request
Multi-function Timing Relay - 0.05s...300h - 24...240V AC/DC - 1C/O	RE22R1MYMR	On Request
Off-delay Timing Relay - 0.05s...10min - 24...240V AC/DC - 2C/O	RE22R2KMR	On Request
Star-Delta Timing Relay - 0.05s...300s - 24V DC / 24...240V AC - 1C/O	RE22R1QCMU	On Request
Star-Delta Timing Relay - 0.05s...300h - 24...240V AC/DC - 2C/O	RE22R2QGMR	On Request
On-delay Timing Relay - 0.05s...300h - 24...240V AC/DC - 1C/O	RE22R1AMR	On Request
On-delay Timing Relay - 0.05s...300h - 24...240V AC/DC - 2C/O	RE22R2AMR	On Request
Asym. Flashing Timing Relay - 0.05s...300h - 24...240V AC/DC - 1C/O	RE22R1MLMR	On Request
Star-Delta Timing Relay - 0.3s...30s - 24...240V AC/DC - 2C/O	RE22R2QEMR	On Request
Multifunction Timer Relay - 24VDC/24...240 V AC - 2 C/O	RE22R2MMU	On Request
Off-delay Timing Relay - 0.05s...300h - 24...240V AC/DC - 2C/O	RE22R2CMR	On Request
Off-delay Timing Relay - 0.05s...10min - 24...240V AC/DC - 1C/O	RE22R1KMR	On Request
Star-Delta Timing Relay - 0.05s...300h - 24...240V AC/DC - 2C/O	RE22R2QTMR	On Request
Star-delta timing relay - 230VAC/440VAC - 1 C/O	RE22R1QMQ	On Request
On-delay timing relay - 24VDC/24...240 V AC - 2 C/O	RE22R2AMU	On Request
Off-delay Timing Relay - 0.05s...300h - 24...240V AC/DC - 1C/O	RE22R1CMR	On Request
Symmetrical Flashing Timing Relay - 0.05s...300h - 24...240V AC/DC - 2C/O	RE22R2DMR	On Request

Please contact Customer Care Center for Stockable and Non stockable status of references.

NORMAL STOCK ITEMS

W.E.F. January 27, 2020

## Biometric Switch

Description	Reference	Unit LP [₹]
Bistable biometric switch, 24 V DC - PNP - by 2m cable	XB5S1B2L2	31962
Bistable biometric switch, 24 V DC - PNP - by M12 connector	XB5S1B2M12	33721
Monostable biometric switch, 24 V DC - PNP - by 2m cable	XB5S2B2L2	32380
Monostable biometric switch, 24 V DC - PNP - by M12 connector	XB5S2B2M12	33617

## Accessories

Description	Reference	Unit LP [₹]
Protective cover, translucent & self adhesive	ZB5SZ70	818
Diameter 22 mm nut	ZB5SZ71	334
Legend plate 28X7 mm	ZBY0101T	155

## Pushbuttons

Description	Type of Contact	Colour	Reference	Unit LP [₹]
<b>Spring return</b>				
Flush	NO	White	XB5AA11N <input checked="" type="checkbox"/>	149
	NO	Black	XB5AA21N <input checked="" type="checkbox"/>	149
	NO	Green	XB5AA31N <input checked="" type="checkbox"/>	149
	NO	Yellow	XB5AA51N <input checked="" type="checkbox"/>	149
	NO	Blue	XB5AA61N <input checked="" type="checkbox"/>	149
	NC	Red	XB5AA42N <input checked="" type="checkbox"/>	149
	NO	Red	XB5AA41N <input checked="" type="checkbox"/>	149
	NO	Blank	XB5AA01N* <input checked="" type="checkbox"/>	149
Projecting	NO	White	XB5AL11N	188
	NO	Black	XB5AL21N	182
	NO	Green	XB5AL31N <input checked="" type="checkbox"/>	182
	NO	Yellow	XB5AL51N	182
	NO	Blue	XB5AL61N	182
	NC	Red	XB5AL42N <input checked="" type="checkbox"/>	182
	NO	Red	XB5AL41N	182
Flush with silicon transparent boot	NO	Black	XB5AP21N <input checked="" type="checkbox"/>	213
	NO	Green	XB5AP31N <input checked="" type="checkbox"/>	213
	NO	Yellow	XB5AP51N <input checked="" type="checkbox"/>	213
	NO	Blue	XB5AP61N	219
	NC	Red	XB5AP42N <input checked="" type="checkbox"/>	213
Flush, marked (double molding /injection marking)	NO	Green	XB5AA3311N	212
	NC	Red	XB5AA4322N	212
	NO	Green	XB5AA3331N <input checked="" type="checkbox"/>	212
	NC	Red	XB5AA4342N <input checked="" type="checkbox"/>	212
Projecting, marked (double molding /injection marking)	NC	Red	XB5AA4352N	309
	NC	Red	XB5AL4342N	222
Flush, marked "I/O"	NO+NC	Green	XB5AL4352N	222
Flush, marked "I/O"	NO+NC	Green	XB5AL845N <input checked="" type="checkbox"/>	1052

## Pilot lights

Description	Supply Voltage	Colour	Reference	Unit LP [₹]
<b>With smooth lens (except clear colour)</b>				
Direct Integral LED	~ 24V	White	XB7EV01BPN <input checked="" type="checkbox"/>	240
		Green	XB7EV03BPN <input checked="" type="checkbox"/>	222
		Red	XB7EV04BPN <input checked="" type="checkbox"/>	222
		Yellow	XB7EV05BPN <input checked="" type="checkbox"/>	222
		Amber	XB7EV08BPN <input checked="" type="checkbox"/>	222
		Blue	XB7EV06BPN <input checked="" type="checkbox"/>	457
		Clear	XB7EV07BPN* <input checked="" type="checkbox"/>	222
	~ 120V	White	XB7EV01GPN <input checked="" type="checkbox"/>	240
		Green	XB7EV03GPN <input checked="" type="checkbox"/>	222
		Red	XB7EV04GPN <input checked="" type="checkbox"/>	222
		Yellow	XB7EV05GPN <input checked="" type="checkbox"/>	222
		Amber	XB7EV08GPN <input checked="" type="checkbox"/>	222
		Blue	XB7EV06GPN <input checked="" type="checkbox"/>	457
		~ 230V	White	XB7EV01MPN <input checked="" type="checkbox"/>
Green	XB7EV03MPN <input checked="" type="checkbox"/>		222	
Red	XB7EV04MPN <input checked="" type="checkbox"/>		222	
Yellow	XB7EV05MPN <input checked="" type="checkbox"/>		222	
Amber	XB7EV08MPN <input checked="" type="checkbox"/>		222	
Blue	XB7EV06MPN <input checked="" type="checkbox"/>		457	
Clear	XB7EV07MPN* <input checked="" type="checkbox"/>		222	

\* Clear type pilot lights are provided with striated lens.





### Illuminated Pushbutton

Description	Type of Contact	Colour	Reference	Unit LP [₹]
<b>With smooth lens (except clear colour)</b>				
Flush Integral LED ~ 24V	NO	White	XB5AW31B1N <input checked="" type="checkbox"/>	436
	NO	Green	XB5AW33B1N <input checked="" type="checkbox"/>	436
	NC	Red	XB5AW34B2N <input checked="" type="checkbox"/>	436
	NO	Yellow	XB5AW35B1N <input checked="" type="checkbox"/>	436
	NO	Amber	XB5AW38B1N <input checked="" type="checkbox"/>	487
	NO	Blue	XB5AW36B1N <input checked="" type="checkbox"/>	844
	NO	Clear	XB5AW37B1N*	844
Projecting Integral LED ~ 24V	NO	White	XB5AW11B1N	428
	NO	Green	XB5AW13B1N <input checked="" type="checkbox"/>	436
	NC	Red	XB5AW14B2N <input checked="" type="checkbox"/>	436
	NO	Yellow	XB5AW15B1N	436
	NO	Amber	XB5AW18B1N	428
	NO	Blue	XB5AW16B1N	828
	NO	Clear	XB5AW17B1N*	441
Flush Integral LED ~ 110V	NO	White	XB5AW31G1N	532
	NO	Green	XB5AW33G1N <input checked="" type="checkbox"/>	532
	NC	Red	XB5AW34G2N <input checked="" type="checkbox"/>	532
	NO	Yellow	XB5AW35G1N	844
	NO	Amber	XB5AW38G1N	508
	NO	Blue	XB5AW36G1N	844
	NO	Clear	XB5AW37G1N*	966
Flush Integral LED ~ 230V	NO	White	XB5AW31M1N <input checked="" type="checkbox"/>	498
	NO	Green	XB5AW33M1N <input checked="" type="checkbox"/>	436
	NC	Red	XB5AW34M2N <input checked="" type="checkbox"/>	436
	NO	Yellow	XB5AW35M1N <input checked="" type="checkbox"/>	436
	NO	Amber	XB5AW38M1N <input checked="" type="checkbox"/>	487
	NO	Blue	XB5AW36M1N <input checked="" type="checkbox"/>	844
	NO	Clear	XB5AW37M1N*	937
Projecting Integral LED ~ 230V	NO	White	XB5AW11M1N	565
	NO	Green	XB5AW13M1N	436
	NC	Red	XB5AW14M2N	436
	NO	Clear	XB5AW17M1N*	441

\* Clear type illuminated Push buttons are provided with striated lens.

## Non-Illuminated Pushbutton

Description	Dia of Head	Type of Contact	Colour	Reference	Unit LP [₹]
<b>Mushroom Head</b>					
Spring return	40	NO	Black	XB5AC21N <input checked="" type="checkbox"/>	289
		NO	Green	XB5AC31N <input checked="" type="checkbox"/>	289
		NC	Red	XB5AC42N <input checked="" type="checkbox"/>	289
		NO	Red	XB5AC41N <input checked="" type="checkbox"/>	289
		NO	Yellow	XB5AC51N	289
	60	NO	Blue	XB5AC61N	289
		NO	Black	XB5AR21N	376
		NO	Green	XB5AR31N <input checked="" type="checkbox"/>	376
		NC	Red	XB5AR42N	376
		NO	Red	XB5AR41N	376
Turn to release	30	NO	Yellow	XB5AR51N	376
		NO	Blue	XB5AR61N	388
		NC	Black	XB5AS422N	283
	40	NC	Red	XB5AS442N <input checked="" type="checkbox"/>	283
		NC	Black	XB5AS522N <input checked="" type="checkbox"/>	287
Key release (n°155)	40	NC	Red	XB5AS9445N <input checked="" type="checkbox"/>	659
		NC	Black	XB5AS122N <input checked="" type="checkbox"/>	511
Trigger action turn to release	40	NC+NO	Red	XB5AS142N	517
Trigger action key to release	40	NO+NC	Red	XB5AS9445N	659

## Illuminated Pushbutton with yellow LED

Description	Supply Voltage	Type of Contact	Reference	Unit LP [₹]	
<b>Double Headed Pushbuttons (Spring return)</b>					
1 flush push (marked "I")	~ 24V	NO+NC	XB5AW84B5N <input checked="" type="checkbox"/>	1043	
1 pilot light 1 projecting push (marked "0")	~ 110V	NO+NC	XB5AW84G5N		
	~ 230V	NO+NC	XB5AW84M5N <input checked="" type="checkbox"/>		
<b>Mushroom Head Pushbuttons (Illuminated)</b>					
Turn to release	~ 24V	NC	Red	XB5AW74B2N <input checked="" type="checkbox"/>	899
	~ 230V-240V	NC	Red	XB5AW74M2N <input checked="" type="checkbox"/>	955

## Illuminated - Selector switch

Description	Type of Contact	Colour	Reference	Unit LP [₹]
2 stay put ~ 24V	NO	White	XB5AK121B1N <input checked="" type="checkbox"/>	726
	NO	Green	XB5AK123B1N <input checked="" type="checkbox"/>	629
	NC	Red	XB5AK124B2N <input checked="" type="checkbox"/>	629
	NO	Yellow	XB5AK125B1N <input checked="" type="checkbox"/>	629
	NO	Blue	XB5AK126B1N	1019
2 spring return from right to left ~ 24V	NO	White	XB5AK141B1N	1103
	NO	Green	XB5AK143B1N	1103
	NC	Red	XB5AK144B2N	1608
	NO	Yellow	XB5AK145B1N	1103
	NO	Blue	XB5AK146B1N	1380
3 stay put ~ 24V	2NO	White	XB5AK131B3N	955
	2NO	Green	XB5AK133B3N <input checked="" type="checkbox"/>	659
	1NO+1NC	Red	XB5AK134B5N <input checked="" type="checkbox"/>	659
	2NO	Yellow	XB5AK135B3N	659
	2NO	Blue	XB5AK136B3N	1274
3 spring return to centre ~ 24V	2NO	White	XB5AK151B3N	716
	2NO	Green	XB5AK153B3N <input checked="" type="checkbox"/>	660
	1NO+1NC	Red	XB5AK154B5N	962
	2NO	Yellow	XB5AK155B3N	962
	NO	White	XB5AK121M1N <input checked="" type="checkbox"/>	726
2 stay put ~ 230V	NO	Green	XB5AK123M1N <input checked="" type="checkbox"/>	629
	NC	Red	XB5AK124M2N <input checked="" type="checkbox"/>	629
	NO	Yellow	XB5AK125M1N <input checked="" type="checkbox"/>	629
	NO	Blue	XB5AK126M1N	1019
	NO	White	XB5AK141M1N	1136
2 spring return right to left ~ 230V	NO	Green	XB5AK143M1N	1103
	NC	Red	XB5AK144M2N	1608
	NO	Yellow	XB5AK145M1N	1136
	NO	Blue	XB5AK146M1N	1380
	2NO	White	XB5AK131M3N	985
3 stay put ~ 230V	2NO	Green	XB5AK133M3N <input checked="" type="checkbox"/>	659
	1NO+1NC	Red	XB5AK134M5N <input checked="" type="checkbox"/>	659
	2NO	Yellow	XB5AK135M3N	659
	2NO	Blue	XB5AK136M3N	1274
	2NO	White	XB5AK151M3N	716
3 spring return to center ~ 230V	2NO	Green	XB5AK153M3N <input checked="" type="checkbox"/>	660
	1NO+1NC	Red	XB5AK154M5N	962
	2NO	Yellow	XB5AK155M3N <input checked="" type="checkbox"/>	962
	2NO	Blue	XB5AK156M3N <input checked="" type="checkbox"/>	1456

Please contact Customer Care Center for Stockable and Non stockable status of references.

NORMAL STOCK ITEMS

W.E.F. January 27, 2020

## Non Illuminated Selector switches & Key switches

Description	Type of Contact	Reference	Unit LP [₹]
Standard handle black	2 stay put	1NO XB5AD21N <input checked="" type="checkbox"/>	367
	2 spring return, right to left	1NO XB5AD41N <input checked="" type="checkbox"/>	584
	3 stay put	2NO XB5AD33N <input checked="" type="checkbox"/>	400
	3 spring return to center	2NO XB5AD53N <input checked="" type="checkbox"/>	426
	3 spring return, left to center	2NO XB5AD73N <input checked="" type="checkbox"/>	426
	3 spring return, right to center	2NO XB5AD83N <input checked="" type="checkbox"/>	457
Long handle black	2 stay put	1NO XB5AJ21N <input checked="" type="checkbox"/>	371
	3 stay put	2NO XB5AJ33N <input checked="" type="checkbox"/>	411
	3 Spring return to center	2NO XB5AJ53N <input checked="" type="checkbox"/>	429
Key switch	2 stay put*	1NO XB5AG21N <input checked="" type="checkbox"/>	562
	2 stay put*	1NO XB5AG021N	641
	2 stay put*	1NO XB5AG41N	562
	2 spring return, right to left	1NO XB5AG61N	997
	3 stay put*	2NO XB5AG53N <input checked="" type="checkbox"/>	598
	3 stay put*	2NO XB5AG03N <input checked="" type="checkbox"/>	476
	3 stay put*	2NO XB5AG33N <input checked="" type="checkbox"/>	631
	3 spring return to center	2NO XB5AG73N <input checked="" type="checkbox"/>	921
	3 spring return, left to center	2NO XB5AG13N	650
	3 spring return, right to center	2NO XB5AG083N	811

\* Please refer catalogue for Key withdrawal position

## Accessories

Description	Legend Colour	Marking	Reference	Unit LP [₹]
With blank legend (for engraving)	Black/Red bkgd.	Blank	ZBY2101N <input checked="" type="checkbox"/>	102
With 8 x 27 mm English language marked legend	Black or Red bkgd.	Inch	ZBY2321N	150
		OFF	ZBY2312N	150
		ON	ZBY2326N	150
		Reset	ZBY2323N	150
Legends for emergency stop	Emergency stop	ON	ZBY9330N <input checked="" type="checkbox"/>	102
Mushroom head pushbuttons	Yellow bkgd.		ZBY8330N	102

## Pushbutton caps (unmarked)

• For use with ZB5-AAON circular pushbutton heads supplied without caps

Type of Pushbutton caps	Colour	Reference	Unit LP [₹]
Flush	White	ZBA1N	53
	Black	ZBA2N	37
	Red	ZBA4N	35
	Yellow	ZBA5N	37
	Blue	ZBA6N	37
Projecting	White	ZBL1N	98
	Yellow	ZBL5N	98
	Blue	ZBL6N	98
	Set of 6 colors*	ZBL9N	98

## Pushbutton caps (marked)

Type of Pushbutton caps	Colour Text	Colour of Cap	Reference	Unit LP [₹]	
Projecting Flush (Double injection moulded marking)	STOP	White	Red	ZBL434N	153
	ON	White	Green	ZBA341N**	152
	UP	Black	White	ZBA343N	152
	DOWN	White	Black	ZBA344N	221
	OFF	White	Red	ZBA434N	147

\* Set of 6 colours white + black + green + red + yellow + blue

\*\* Excluding ZBA-341N of double injection moulded marking

## Accessories

Description	Application	Reference	Unit LP [₹]
Plastic blanking plug, round black,	For Ø 22 control and signalling units with circular head	ZB5SZ3N <input checked="" type="checkbox"/>	104
Anti rotation plate,	Prevents head from rotation	ZB5AZ902N <input checked="" type="checkbox"/>	30
Fixing collar	To fix contacts or lights	ZB5AZ009N <input checked="" type="checkbox"/>	104
Fixing nut		ZB5AZ901N	30

## Contact blocks with screw clamp terminal connections

Description	Type of Contact	Reference	Unit LP [₹]
Standard single	1NO	ZBE101N <input checked="" type="checkbox"/>	87
Contact blocks	1NC	ZBE102N <input checked="" type="checkbox"/>	87

## Clear silicon boots

Description	Reference	Unit LP [₹]
Boot for cylindrical flush PB	ZBPAN <input checked="" type="checkbox"/>	59
Boot for double head illuminated PB and non-illuminated PB	ZBW008N	153

Please contact Customer Care Center for Stockable and Non stockable status of references.

NORMAL STOCK ITEMS


W.E.F. January 27, 2020

## Light block with screw clamp terminal connections

Description	Supply Voltage	Colour of Light source	Reference	Unit LP [₹]
Integral LED	~ 24V	White	ZBVB1N	280
		Green	ZBVB3N <input checked="" type="checkbox"/>	280
		Red	ZBVB4N	280
		Blue	ZBVB6N	739
	~ 110V	Green	ZBVG3N	360
		Yellow	ZBVG5SN	941
		Blue	ZBVG6N	1086
		White	ZBVM1N	438
	~ 220V	Green	ZBVM3N <input checked="" type="checkbox"/>	288
		Red	ZBVM4N <input checked="" type="checkbox"/>	288
Direct bulb holder without resistance	~ 130V	-	ZBV6N	249

## Flush mounting kit and harmony+

**NEW**



- Only addition to the BOM is a flush mounting kit
- Installation into a 30.50 mm hole
- New aesthetics for machine control panel using the same control devices as before
- Possibility to refurbish old machine with new style



Description	Reference	Unit LP [₹]
Metal flush mounting kit (PB and PL).	ZB4BZ021	913
Metal flush mounting kit (SS and IPB).	ZB4BZ022	961
Plastic flush mounting kit (PB and PL).	ZB5AZ021	801
Plastic flush mounting kit (SS and IPB).	ZB5AZ022	810
Plastic flush mounting kit for legend 8x27 (PB and PL).	ZB5AZ023	913
Plastic flush mounting kit for legend 8x27 (SS and IPB).	ZB5AZ024	970
Plastic flush mounting kit for legend 18x27 (PB and PL).	ZB5AZ025	1255
Plastic flush mounting kit for legend 18x27 (SS and IPB).	ZB5AZ026	1312

Description	Reference	Unit LP [₹]
Head Ø22 + mounting base + potentiometer 4K7	XB4BD912R4K7	on Request
Head Ø22 + mounting base + potentiometer 4K7	XB5AD912R4K7	on Request
100...240 VAC/DC Panel mounted Ø22 mm timer monofunction with 3 s..60 s delay	XB5DTGM3	on Request
Panel mounted USB 3.0 port - Ø22 mm - for USB interface jack type A	XB5PUSB3	on Request
Panel mounted RJ45 port - Ø22 mm - for Ethernet connection	XB5PRJ45	on Request
Red emergency stop TTR 40mm 2NC 1NO moni	XB5AS84449	on Request
Red illu estop TTR 40mm 2NC 1NO monit.ct	XB5AS86449B4	on Request

Please contact Customer Care Center for Stockable and Non stockable status of references.

NORMAL STOCK ITEMS


W.E.F. January 27, 2020

**ZAL Bodies for LED Pilot light (for mounting on metal plate at back of enclosure)**

Description	Colour	Reference	Unit LP [₹]
≈ 24V	White	ZALVB1	581
	Green	ZALVB3	565
	Red	ZALVB4	554
	Yellow	ZALVB5	565
	Blue	ZALVB6	635
	~ 120V	White	ZALVG1
Green		ZALVG3	846
Red		ZALVG4	648
Yellow		ZALVG5	720
Blue		ZALVG6	720
~ 220V		White	ZALVM1
	Green	ZALVM3	1018
	Red	ZALVM4	861
	Yellow	ZALVM5	791
	Blue	ZALVM6	814
	≈ 24V	White	ZBVB1
Green		ZBVB3	388
Red		ZBVB4	388
Yellow		ZBVB5	377
Blue		ZBVB6	490
~ 120V		White	ZBVG1
	Green	ZBVG3	513
	Red	ZBVG4	625
	Yellow	ZBVG5	595
	Blue	ZBVG6	1125
	~ 220V	White	ZBVM1
Green		ZBVM3	490
Red		ZBVM4	490
Yellow		ZBVM5	489
Blue		ZBVM6	587

**XAL - Empty enclosures for XB5 and XB4 Push button and Pilot light**

Description	No. of ways	Color of Enclosure	Reference	Unit LP [₹]
For normal environment Light grey base IP65	1	Dark grey	XALD01 <input checked="" type="checkbox"/>	607
	2	Dark grey	XALD02 <input checked="" type="checkbox"/>	752
	3	Dark grey	XALD03	933
	4	Dark grey	XALD04 <input checked="" type="checkbox"/>	1275
	5	Dark grey	XALD05	1665
For normal environment Light Grey base IP54	1	Yellow	XALK01 <input checked="" type="checkbox"/>	697
	2	Light Grey	XALE2	502
	3	Light Grey	XALE3	613



**XAL – Empty enclosures for use with XB2 (ZB2\*)**

Description	Reference	Unit LP [₹]
Plastic empty control station (1 cut-out), dark grey base, light grey cover	XALB01C	On Request
Plastic empty control station (for mounting XB2BS542C) - dark grey base, yellow cover	XALB01YC	
Plastic empty control station (2 cut-outs), dark grey base, light grey cover	XALB02C	
Plastic empty control station (3 cut-outs), dark grey base, light grey cover	XALB03C	
Plastic control station with 1 Emergency stop push button - dark grey base, yellow cover	XALJ01C	

Please contact Customer Care Center for Stockable and Non stockable status of references.

NORMAL STOCK ITEMS

W.E.F. January 27, 2020

## ZEN - Contact block for mounting on Metal plate at back of enclosure

Description	Contacts Type and Composition	Reference	Unit LP [₹]
Standard single	1 NO	ZENL1111 <input checked="" type="checkbox"/>	336
Contact block	1 NC	ZENL1121 <input checked="" type="checkbox"/>	



## XAL – Empty enclosures for use with XB2 (ZB2\*)

Description	Reference	Unit LP [₹]
Red illuminated buzzer DC/AC24V	XB2BSB4LC	On Request
Red illuminated buzzer AC220V	XB2BSM4LC	
Buzzer 24V AC/DC	XB2BSBC	
Buzzer 110V AC	XB2BSFC	
Buzzer 220V AC	XB2BSMC	

Please contact Customer Care Center for Stockable and Non stockable status of references.

NORMAL STOCK ITEMS

W.E.F. January 27, 2020

Industrial PC and Displays



- Our comprehensive Magelis iPC range offers industrial PCs for improved productivity and an enhanced user experience. Choose the right industrial PC for your environment, from our wide range and be confident that they are designed to last

Product description	Reference	Unit LP (₹)
Box PC Perf. HDD DC Win 8.1 2 slots	HMIBMPHI74D2801	On Request
Box PC Perf. HDD DC Win 8.1 4 slots	HMIBMPHI74D4801	On Request
Box PC Perf. SSD DC Win 7 4 slots	HMIBMPSI74D470L	On Request
Box PC Perf. SSD DC Win 8.1 4 slots	HMIBMPSI74D4801	On Request
Box PC Univ. DC Base unit 4Gb 2 slots	HMIBMU0I29D2001	On Request
Box PC Universal CFast DC WES 2 slots	HMIBMU0I29D2W01	On Request
Box PC Universal HDD DC Win 8.1 2 slots	HMIBMUHI29D2801	On Request
Box PC Universal HDD DC Win 8.1 4 slots	HMIBMUHI29D4801	On Request
Box PC Universal SSD DC Win 8.1 2 slots	HMIBMUSI29D2801	On Request
S-BOX PC Optimized CFast DC 1 slot	HMIBSOCND1E01	On Request
S-BOX PC Universal No OS DC 1 slot	HMIBSUOND1001	On Request
S-BOX PC Universal CFast DC 1 slot	HMIBSUCND1W01	On Request
S-BOX PC Universal SSD DC 1 slot	HMIBSUSND1W01	On Request
Box PC Universal Hard Disk DC 2 slots	HMIBUHND2P01	On Request
iDisplay monitor 12" Touch DC DVI	HMIDID64DTD1	On Request
iDisplay monitor 15" Touch DC DVI	HMIDID73DTD1	On Request
Display PC 4:3 12" single t. for HMIBM	HMIDM6421	On Request
Display PC Wide 12" multi-t. for HMIBM	HMIDM6521	On Request
Display PC 4:3 15" single t. for HMIBM	HMIDM7421	On Request
Display PC Wide 15" multi-t. for HMIBM	HMIDM7521	On Request
Display PC Wide 19" multi-t. for HMIBM	HMIDM9521	On Request
Display PC Wide 22" multi-t. for HMIBM	HMIDMA521	On Request
Enclosed PC Perf. W19 DC - Base unit	HMIPPEP0952D1001	On Request
Enclosed PC Perf. SSD W19 DC Win 8.1	HMIPPEPS952D1801	On Request
Panel PC 12" Performance - Base unit	HMIPPO6D0001	On Request
Panel PC Perform. SSD 12" AC 2 slots	HMIPPF6A2701	On Request
Panel PC Perform. F.Disk 15" AC 2 slots	HMIPPF7A2701	On Request
Panel PC Perform. HDD 12" AC 2 slots	HMIPPH6A2701	On Request
Panel PC Perform. H.Disk 15" AC 0 slot	HMIPPH7A0701	On Request
Panel PC Perf 15" stainless HDD AC 2 slt	HMIPRH7A2701	On Request
S-Panel PC Optimized W10 DC - Base unit	HMIPSO0552D1001	On Request
S-Panel PC Optimized W15 DC - Base unit	HMIPSO0752D1001	On Request
S-Panel PC Optimized CFast W15 DC WES	HMIPSOC752D1W01	On Request
S-Panel PC Optimized HDD W10 DC Win 8.1	HMIPSOH552D1801	On Request
S-Panel PC Optimized HDD W15 DC Win 8.1	HMIPSOH752D1801	On Request
S-Panel PC Optimized SSD W10 DC Win 8.1	HMIPSO5552D1801	On Request
S-Panel PC Optimized SSD W15 DC Win 8.1	HMIPSO5752D1801	On Request
S-Panel PC Performance W15 DC -Base unit	HMIPSP0752D1001	On Request
S-Panel PC Performance W19 DC -Base unit	HMIPSP0952D1001	On Request
S-Panel PC Perf. CFast W15 DC WES	HMIPSPC752D1W01	On Request
S-Panel PC Perf. CFast W19 DC WES	HMIPSPC952D1W01	On Request
S-Panel PC Performance HDD W15 DC Win8.1	HMIPSPH752D1801	On Request
S-Panel PC Performance HDD W19 DC Win8.1	HMIPSPH952D1801	On Request
S-Panel PC Performance SSD W15 DC Win8.1	HMIPSPS752D1801	On Request
S-Panel PC Performance SSD W19 DC Win8.1	HMIPSPS952D1801	On Request
Panel PC Univ 15" stainless HDD DC 2 slt	HMIPTH7D2P01	On Request
Panel PC 12" Universal - Base unit	HMIPU06D0001	On Request
Panel PC Universal CFast 12" AC 0 slot	HMIPUC6A0E01	On Request
Panel PC Universal CFast 12" DC 0 slot	HMIPUC6D0E01	On Request
Panel PC Universal SSD 12" AC 0 slot	HMIPUF6A0701	On Request
Panel PC Universal SSD 12" DC 0 slot	HMIPUF6D0701	On Request
Panel PC Universal HDD 12" AC 0 slot	HMIPUH6A0701	On Request
Panel PC Universal HDD 12" DC 0 slot	HMIPUH6D0701	On Request
Panel PC Univ. H.Disk 15" DC 2 slots	HMIPUH7D2P01	On Request
Panel PC Universal H.Disk 19" AC 0 slot	HMIPUH9A0P01	On Request
Panel PC Universal H.Disk 19" AC 2 slots	HMIPUH9A2P01	On Request
Panel PC Univ. H.Disk 19" DC 2 slots	HMIPUH9D2P01	On Request
Panel PC Optimum ComPact Flash 15" DC	HMIPWC7D0E01	On Request

Please contact Customer Care Center for Stockable and Non stockable status of references.


NORMAL STOCK ITEMS

W.E.F. January 27, 2020

**RACK IPC**

Product description	Reference	Unit LP [₹]
Rack PC 2U Optimized HDD AC 3 slots	HMIRSOHPA3W01	On Request
Rack PC 4U Performance SSD AC 6 slots	HMIRSPFXA6701	On Request
Rack PC 4U Perf. SSD AC redund. 6 slots	HMIRSPFXR6702	On Request
Rack PC 4U Performance HDD AC 6 slots	HMIRSPHXA6701	On Request
Rack PC 4U Perf. HDD AC 6 slots PES	HMIRSPHXA67P1	On Request
Rack PC 4U Perf. HDD AC 6 slots server	HMIRSPSXR6S01	On Request
Rack PC 4U Perf. HDD AC 6 slots server	HMIRSPSXR6T01	On Request
Rack PC 2U Universal HDD AC 3 slots	HMIRSUH3A3701	On Request
Rack PC 2U Universal SSD AC 3 slots	HMIRSUS3A3701	On Request
Vijeo XD RT, printed	HMIRTWZLSPMZZ	On Request
Rack PC 2U Optim. HDD AC 3 slots No OS	HMIRXOHA3001	On Request
Rack PC 2U Optimized HDD AC 3 slots	HMIRXOHA3W01	On Request

**Magelis GTU**



- High performance modular HMI
- Modular HMI with smartphone-like interface and Wireless technology: Unmatched comfort of use without compromise on performance and openness

Product description	Reference	Unit LP [₹]
7W Touch Advanced Display WVGA	HMIDT351	On request
10.4 Touch Smart Display SVGA	HMIDT542	On request
10W Touch Advanced Display WXGA	HMIDT551	On request
12.1 Touch Smart Display XGA	HMIDT642	On request
12W Touch Advanced Display WXGA	HMIDT651	On request
15 Touch Smart Display XGA	HMIDT732	On request
HMIDT732 Coated	HMIDT732FC	On request
15W Touch Smart Display FWXGA	HMIDT752	On request
19W Touch Smart Display FWXGA	HMIDT952	On request
Premium BOX for Universal Panel	HMIG3U	On request
HMIG3U Coated	HMIG3UFC	On request
Open BOX for Universal Panel	HMIG5U	On request
Open BOX for Universal Panel	HMIG5U2	On request
Magelis GTU Open BOX for Vijeo XL	HMIG5UL8A	On request

**Magelis SCU**



- Cut out free HMI controller  
Magelis SCU controller delivers adequate functionality for control of small machines and simple processes, while saving up to 30% in installation and ownership costs

Product description	Reference	Unit LP [₹]
3.5 Small Controller Panel For Machine	HMISCU6A5	On Request
3.5 Small Controller Panel For Process	HMISCU6B5	On Request
5.7 Small Controller Panel For Machine	HMISCU8A5	On Request
5.7 Small Controller Panel For Porcess	HMISCU8B5	On Request


Please contact Customer Care Center for Stockable and Non stockable status of references.

NORMAL STOCK ITEMS

W.E.F. January 27, 2020



HMI Panels with Optimised Features



Product description	Reference	Unit LP (₹)
5.7 Keypad Panel QVGA-TFT	HMIGK2310	On request
10.4 Keypad Panel VGA-TFT	HMIGK5310	On request
3.5 Color Touch Panel QVGA-TFT	HMIGTO1300	On request
3.5 Color Touch Panel QVGA-TFT	HMIGTO1310	On request
5.7 Color Touch Panel QVGA-TFT	HMIGTO2300	On request
5.7 Color Touch Panel QVGA-TFT	HMIGTO2310	On request
5.7 Color Touch Panel QVGA Stainless	HMIGTO2315	On request
7.0 Color Touch Panel WVGA-TFT	HMIGTO3510	On request
7.5 Color Touch Panel VGA-TFT	HMIGTO4310	On request
10.4 Color Touch Panel VGA-TFT	HMIGTO5310	On request
HMIGTO5310 coated and logo removed	HMIGTO5310FCW	On request
HMIGTO5310 logo removed	HMIGTO5310FW	On request
10.4 Color Touch Panel VGA Stainless	HMIGTO5315	On request
12.1 Color Touch Panel SVGA-TFT	HMIGTO6310	On request
HMIGTO6310 Coated	HMIGTO6310FC	On request
12.1 Color Touch Panel SVGA Stainless	HMIGTO6315	On request
STU rear module	HMIS5T	On request
STU 3in5 front module	HMIS65	On request
STU3in5 front module w/o mark on overlay	HMIS65W	On request
STU 5in7 front module	HMIS85	On request
STU5in7 front module w/o mark on overlay	HMIS85W	On request
REAR MODULE SMALL CONTROLLER MACHINE	HMISAC	On request
REAR MODULE SMALL CONTROLLER PROCESS	HMISBC	On request
TOUCH PANEL SCREEN 3"4 MONOCHROME G/O/R	HMISTO511	On request
TOUCH PANEL SCREEN 3"4 MONOCHROME W/P/R	HMISTO512	On request
Touch Panel Screen 3"4 Mono ETH G/O/R	HMISTO531	On request
Touch Panel Screen 3"4 Mono ETH W/P/R	HMISTO532	On request
4.3" touch panel screen RS232C	HMISTO705	On request
4.3" touch panel screen RS232C/485	HMISTO715	On request
4.3" touch panel screen Ethernet	HMISTO735	On request
Customized STO735	HMISTO735AG	On request
Touch Panel Screen 3"5 Color	HMISTU655	On request
STU 3in5 without marking on overlay	HMISTU655W	On request
Touch Panel Screen 5"7 Color	HMISTU855	On request
STU 5in7 without marking on overlay	HMISTU855W	On request

Magelis Easy GXU



- Reliable and cost-effective touch-screen terminals Tailored to meet the challenges faced by new economies: <001F> t for purpose at affordable prices with no compromise on ease of use, robustness, and availability.

Product description	Reference	Unit LP (₹)
GXU Touch Panel, 7"W TFT, SL only	HMIGXU3500	On Request
GXU Touch Panel, 7"W TFT, SL + ETH	HMIGXU3512	On Request
GXU Touch Panel, 10"W TFT, SL only	HMIGXU5500	On Request
GXU Touch Panel, 10"W TFT, SL + ETH	HMIGXU5512	On Request

Please contact Customer Care Center for Stockable and Non stockable status of references.

NORMAL STOCK ITEMS

W.E.F. January 27, 2020

Magelis Easy GXU



- EcoStruxure™ Operator Terminal Expert  
Touchscreen configuration software with the latest UI design and gestures  
EcoStruxure Operator Terminal Expert™ (formerly known as Vijeo XD)  
configuration software enables you to create and edit application Magelis HMIs and iPCs screens  
EcoStruxure™ Machine SCADA Expert  
Lite SCADA for line management  
Vijeo Designer  
Configuration software for the complete HMI range  
HMI configuration software  
EcoStruxure Machine SCADA Expert (formerly known as Vijeo XL) is a powerful software for developing HMI, SCADA, OEE and Dashboard projects dedicated to Line Management & Lite Supervision applications to run in Magelis Industrial PC and GTU Open Box. The bundle offer «Magelis Industrial PC and GTU Open Box» saves you time and resources on validation of hardware, software and OS.

Vijeo XD

Product description	Reference	Unit LP [₹]
Vijeo XD Pro License	HMIPELCZLSPMZZ	On Request
Vijeo XD Pro License Vendor	HMIPELVZLSPMZZ	On Request
Vijeo XD Pro License Vendor	HMIPELVZLSPMZZ	On Request

EcoStruxure™ Machine SCADA Expert

Product description	Reference	Unit LP [₹]
Vijeo XL 1.5K 3rd-PC RT License	HMIVXL3PRT1KLV80	On Request
Vijeo XL 32K 3rd-PC RT License	HMIVXL3PRT32KLV80	On Request
Vijeo XL 4K 3rd-PC RT License	HMIVXL3PRT4KLV80	On Request
Vijeo XL 64K 3rd-PC RT License	HMIVXL3PRT64KLV80	On Request
Upgrade License 3rd-PC RT 4K to 32K	HMIVXL3PUG32KRT	On Request
Upgrade License 3rd-PC RT 1.5K to 4K	HMIVXL3PUG4KRT	On Request
Upgrade License 3rd-PC RT 32K to 64K	HMIVXL3PUG64KRT	On Request
Vijeo XL BT DVD 1.5K	HMIVXLBT1KDV80	On Request
Vijeo XL BT License 1.5K	HMIVXLBT1KLV80	On Request
Vijeo XL 32K BT DVD	HMIVXLBT32KDV80	On Request
Vijeo XL 32K BT License	HMIVXLBT32KLV80	On Request
Vijeo XL BT DVD 4K	HMIVXLBT4KDV80	On Request
Vijeo XL BT License 4K	HMIVXLBT4KLV80	On Request
Vijeo XL BT DVD 64K	HMIVXLBT64KDV80	On Request
Vijeo XL BT License 64K	HMIVXLBT64KLV80	On Request
FactoryTalk Import Wizard	HMIVXLFTTK	On Request
Vijeo XL MA License 4	HMIVXLEMA4LV80	On Request
Vijeo XL MA License 8	HMIVXLEMA8LV80	On Request
PanelBuilder Import Wizard	HMIVXLPBTK	On Request
PanelMate Import Wizard	HMIVXLPMTK	On Request
Vijeo XL RT License 1.5K	HMIVXLRT1KLV80	On Request
Vijeo XL 32K RT License	HMIVXLRT32KLV80	On Request
Vijeo XL RT License 4K	HMIVXLRT4KLV80	On Request
Vijeo XL RT License 64K	HMIVXLRT64KLV80	On Request
Secure Viewer 4 License	HMIVXLSV4LV80	On Request
Upgrade License BT 4K to 32K	HMIVXLUG32KBT	On Request
Upgrade License RT 4K to 32K	HMIVXLUG32KRT	On Request
Upgrade License BT 1.5K to 4K	HMIVXLUG4KBT	On Request
Upgrade License RT 1.5K to 4K	HMIVXLUG4KRT	On Request
Upgrade License BT 32K to 64K	HMIVXLUG64KBT	On Request
Upgrade License RT 32K to 64K	HMIVXLUG64KRT	On Request
Upgrade License MA 4 to 8	HMIVXLUG8MA	On Request
Vijeo XL USB Hard key	HMIVXLUSBL	On Request

Please contact Customer Care Center for Stockable and Non stockable status of references.

NORMAL STOCK ITEMS

W.E.F. January 27, 2020

## Vijeo Designer

Product description	Reference	Unit LP [₹]
Vijeo Designer internal and partner pack	VJDCLINTSV62M	On Request
VJD V4.6 Facility No Cable	VJDFNDTGSV46M	On Request
Vijeo Designer, Licence Facility, No Cable	VJDFNDTGSV47M	On Request
Vijeo Designer, Facility license	VJDFNDTGSV62M	On Request
Vijeo Designer, Group license	VJGNDTGSV62M	On Request
Vijeo Designer, Single License	VJSDNTGSV62M	On Request
Vijeo Designer Magelis iPC RT	VJDSNRTMPC	On Request
Vijeo Designer Standard PC RT	VJDSNRTSPC	On Request
Vijeo Designer V5.1 I D S	VJDSNTRCKV51M	On Request
Vijeo Designer RT IDS license extension	VJDSNTRCKV62M	On Request
Pack Vijeo Designer RT IDS Report Print	VJDSNTRPKV62M	On Request
Vijeo Designer IDS Report Printing	VJDSNTRPRV62M	On Request
KIT XBTRT500 VJD LITE CBL	VJDSTKXBTRT	On Request
Vijeo Designer,Single License,USB cable	VJDSUDTGAV62M	On Request
Vijeo Designer, Team license	VJDTNDTGSV62M	On Request
Vijeo Designer Update License	VJDUPDTGAV62M	On Request
Vijeo Designer RT IDS Update license	VJDUPTRCKV62M	On Request
VJD IDS Report Printing Update license	VJDUPTRPRV62M	On Request

Please contact Customer Care Center for Stockable and Non stockable status of references.

NORMAL STOCK ITEMS

W.E.F. January 27, 2020

## > Protection devices

- Miniature circuit breakers
- Residual current circuit breakers
- Vigi™ residual current devices
- Surge Protection Devices

## > Protection monitoring and supervision

- Indication and tripping auxiliaries
- Remote control auxiliaries
- Automatic reclosure auxiliaries



Innovative  
Protection monitoring Total control and  
Metering @ DB level



Efficient  
Manage loads, reduce operating and project  
costs, and accurately plan maintenance

## > Control and monitoring

- Contactors
- Impulse relays
- Integrated control circuit breakers
- Light indicators
- Push-buttons and selector switches
- Kilowatt hour meters
- Communicating architecture

## > Installation system

- IP20B terminals
- Splitter blocks
- Full range of mounting and wiring accessories



Reliable

Dual certifications for one product, 100 percent MCB and RCD coordination, easy ordering and design, error free fast connections

# Acti 9 | Advanced Communication Technology that Inspires.....

## > Innovative

- Centralized control system including energy metering
- Large and variable data reading and computing through universal Modbus protocol

## > Efficient


- One-click, prefabricated wiring for comprehensive communication between your distribution board or panel and any facility management system

## > Reliable

- Error proof connection leading to reduction in downtime
- EMC tested for immunity, radiated and conducted safety

**NEW**

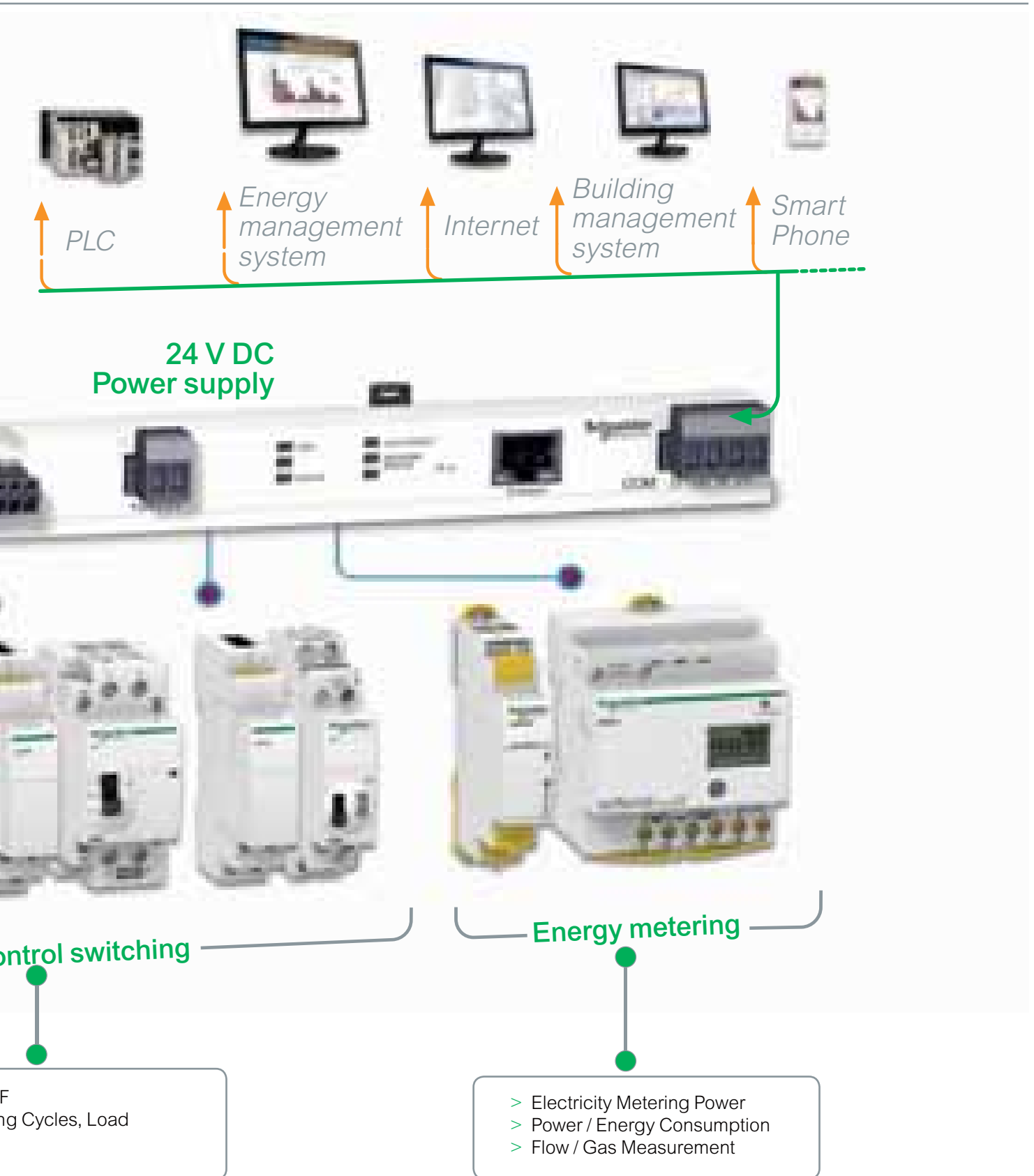
Email Notification upon Event (Devices Status Change, Alarm threshold reached etc.)



Meets the challenge of all your applications

Detailed load control, reduced downtime and accurately planned maintenance


# Ready to connect to any facility management solution



## Green Premium Products

100% Recyclable and Recoverable  
REACH, RoHS, PEP, EOL compliant

### AC Miniature Circuit Breakers - xC60



- Breaking Capacity as per IEC 60898 and IS/IEC 60898-1, Icn = 10kA
- Breaking Capacity as per IEC 60947-2, Icn = 15kA, upto 40A
- Can be used for DC application upto 60V per pole
- Higher system performance with optimized cost: Cascading\*
- Increased System Continuity: Discrimination\*
- Higher Installation Life: Energy Limitation Class 3, Fast Closure Mechanism
- Ease, Speed and Flexibility of installation - Biconnect, Line-Load Reversible
- Field-fittable auxiliaries for advance protection and monitoring
- Positive Contact Indication for assurance of disconnection

[In] Rated Current (A)	1 Pole Reference	Unit LP [₹]	2 Pole Reference	Unit LP [₹]	3 Pole Reference	Unit LP [₹]	4 Pole Reference	Unit LP [₹]
Module Width**	1 mod		2 mod		3 mod		4 mod	
MOQ	12 Nos.		6 Nos.		4 Nos.		3 Nos.	

#### B curve

6	A9N1P06B ✓	330	A9N2P06B ✓	995	A9N3P06B ✓	1628	A9N4P06B	2195
10	A9N1P10B ✓	330	A9N2P10B ✓	995	A9N3P10B ✓	1628	A9N4P10B ✓	2195
16	A9N1P16B ✓	330	A9N2P16B ✓	995	A9N3P16B ✓	1628	A9N4P16B ✓	2195
20	A9N1P20B ✓	330	A9N2P20B ✓	995	A9N3P20B ✓	1628	A9N4P20B ✓	2195
25	A9N1P25B ✓	330	A9N2P25B ✓	995	A9N3P25B ✓	1628	A9N4P25B ✓	2195
32	A9N1P32B ✓	330	A9N2P32B ✓	995	A9N3P32B ✓	1628	A9N4P32B ✓	2195
40	A9N1P40B ✓	729	A9N2P40B ✓	1607	A9N3P40B ✓	2483	A9N4P40B ✓	3161
50	A9N1P50B	729	A9N2P50B	1607	A9N3P50B	2483	A9N4P50B	3161
63	A9N1P63B ✓	735	A9N2P63B ✓	1622	A9N3P63B ✓	2504	A9N4P63B ✓	3192

#### C curve

1	A9N1P01C ✓	512	A9N2P01C ✓	1386	A9N3P01C ✓	2142	A9N4P01C ✓	2704
2	A9N1P02C ✓	512	A9N2P02C ✓	1386	A9N3P02C ✓	2142	A9N4P02C ✓	2704
3	A9N1P03C ✓	512	A9N2P03C ✓	1386	A9N3P03C ✓	2142	A9N4P03C ✓	2704
4	A9N1P04C ✓	512	A9N2P04C ✓	1386	A9N3P04C ✓	2142	A9N4P04C ✓	2704
6	A9N1P06C ✓	323	A9N2P06C ✓	995	A9N3P06C ✓	1628	A9N4P06C ✓	2195
10	A9N1P10C ✓	323	A9N2P10C ✓	995	A9N3P10C ✓	1628	A9N4P10C ✓	2195
16	A9N1P16C ✓	323	A9N2P16C ✓	995	A9N3P16C ✓	1628	A9N4P16C ✓	2195
20	A9N1P20C ✓	323	A9N2P20C ✓	995	A9N3P20C ✓	1628	A9N4P20C ✓	2195
25	A9N1P25C ✓	323	A9N2P25C ✓	995	A9N3P25C ✓	1628	A9N4P25C ✓	2195
32	A9N1P32C ✓	323	A9N2P32C ✓	995	A9N3P32C ✓	1628	A9N4P32C ✓	2195
40	A9N1P40C ✓	729	A9N2P40C ✓	1607	A9N3P40C ✓	2483	A9N4P40C ✓	3100
50	A9N1P50C	729	A9N2P50C	1607	A9N3P50C	2483	A9N4P50C	3192
63	A9N1P63C ✓	735	A9N2P63C ✓	1622	A9N3P63C ✓	2504	A9N4P63C ✓	3131

#### D curve

1	A9N1P01D ✓	517	A9N2P01D	1397	A9N3P01D ✓	2184	---	---
2	A9N1P02D ✓	517	A9N2P02D ✓	1397	A9N3P02D ✓	2184	A9N4P02D	2720
3	A9N1P03D ✓	517	A9N2P03D ✓	1397	A9N3P03D ✓	2184	A9N4P03D	2720
4	A9N1P04D ✓	517	A9N2P04D ✓	1397	A9N3P04D ✓	2184	A9N4P04D	2720
6	A9N1P06D ✓	435	A9N2P06D ✓	1044	A9N3P06D ✓	1712	A9N4P06D ✓	2279
10	A9N1P10D ✓	435	A9N2P10D ✓	1044	A9N3P10D ✓	1712	A9N4P10D ✓	2279
16	A9N1P16D ✓	435	A9N2P16D ✓	1044	A9N3P16D ✓	1712	A9N4P16D ✓	2279
20	A9N1P20D ✓	435	A9N2P20D ✓	1044	A9N3P20D ✓	1712	A9N4P20D ✓	2279
25	A9N1P25D ✓	435	A9N2P25D ✓	1044	A9N3P25D ✓	1712	A9N4P25D ✓	2279
32	A9N1P32D ✓	435	A9N2P32D ✓	1044	A9N3P32D ✓	1712	A9N4P32D ✓	2279
40	A9N1P40D ✓	785	A9N2P40D ✓	1701	A9N3P40D ✓	2630	A9N4P40D ✓	3302
50	A9N1P50D	785	A9N2P50D	1701	A9N3P50D	2630	A9N4P50D	3302
63	A9N1P63D	794	A9N2P63D ✓	1717	A9N3P63D ✓	2657	A9N4P63D ✓	3334

**Note:** \* Please contact nearest Schneider Electric Sales Office or Customer Care Center for coordination chart  
\*\*18mm/module

Please contact Customer Care Center for Stockable and Non stockable status of references.

✓ NORMAL STOCK ITEMS

W.E.F. January 27, 2020



### AC Miniature Circuit Breakers - C120



- Breaking capacity as per IEC 60898, Icn = 10kA/15kA
- Positive Contact Indication for assurance of disconnection
- Degree of pollution: 3 (suitable for industrial environment)
- Operating Temperature: -30 to 70°C
- Terminal connections: Flexible cables up to 35 sq.mm; Rigid cables up to 50 sq.mm

[In] Rated Current (A)	1 Pole Reference	Unit LP [₹]	2 Pole Reference	Unit LP [₹]	3 Pole Reference	Unit LP [₹]	4 Pole Reference	Unit LP [₹]
Module Width**	1.5 mod		3 mod		4.5 mod		6 mod	
MOQ	12 Nos.		6 Nos.		4 Nos.		3 Nos.	
<b>C120N (10kA)</b>								
80	A9N18357 ✓	2646	A9N18361 ✓	5875	A9N18365 ✓	9251	A9N18372 ✓	12054
100	A9N18358 ✓	2972	A9N18362 ✓	6263	A9N18367 ✓	9860	A9N18374 ✓	12563
125	A9N18359 ✓	3208	A9N18363 ✓	6888	A9N18369 ✓	10936	A9N18376 ✓	14212
<b>C120H (15kA)</b>								
80	A9N18446	3176	A9N18457	7140	A9N18468	10873	A9N18479	13960
100	A9N18447	3502	A9N18458	7319	A9N18469	11844	A9N18480	15476
125	A9N18448	3827	A9N18459	8306	A9N18470	12779	A9N18481	16349

### DC Miniature Circuit Breakers - C60H



- Specially designed MCB for enhanced protection in DC installation
- Magnetic Arc Chutes to quick break DC current in event of fault
- Breaking capacity 6kA as per IEC 60947-2
- Voltage Rating: 1P - 250 V DC & 2P - 500 V DC
- Impulse Voltage: 6 kV
- Higher Installation Life: Energy Limiting Class: 3

[In] Rated Current (A)	Module Width 18mm/ module	1 Pole Reference	Unit LP [₹]	Module Width 18mm/ module	2 Pole Reference	Unit LP [₹]
MOQ		12 Nos.			6 Nos.	
<b>C60H-DC</b>						
0.5	1	A9N61500	985	2	A9N61520	2079
1	1	A9N61501 ✓	872	2	A9N61521 ✓	1806
2	1	A9N61502 ✓	872	2	A9N61522 ✓	1806
3	1	A9N61503 ✓	872	2	A9N61523 ✓	1806
4	1	A9N61504 ✓	872	2	A9N61524 ✓	1806
5	1	A9N61505	872	2	A9N61525	1806
6	1	A9N61506 ✓	716	2	A9N61526 ✓	1528
10	1	A9N61508 ✓	716	2	A9N61528 ✓	1528
16	1	A9N61511 ✓	716	2	A9N61531 ✓	1528
20	1	A9N61512 ✓	716	2	A9N61532 ✓	1528
25	1	A9N61513 ✓	716	2	A9N61533 ✓	1528
32	1	A9N61515 ✓	716	2	A9N61535 ✓	1528
40	1	A9N61517 ✓	981	2	A9N61537 ✓	2168
50	1	A9N61518 ✓	981	2	A9N61538 ✓	2168
63	1	A9N61519 ✓	981	2	A9N61539 ✓	2168

### Special application MCBs



#### Solar Application – PV DC

- DC MCB for multi string PV installations
- Operating Voltage: 800V DC
- Current Rating up to 25A
- Complies to IEC / EN 60947-2



#### Rail Application\* (including Rolling Stock)

- Fire & smoke Resistant – Level 2 (NF F 16-101, NF F 16-102)
- Shock & vibration resistant (IEC 61373) – Cat 1, Class B
- Breaking Capacity: up to 25kA
- Complies to IEC / EN 60947-2



#### UL MCB

- Type: UL1077, UL489
- Breaking Capacity of 10kA
- Complies to IEC 60947-2 / UL1077 / UL489 / CSA

#### Note:

Please contact nearest Schneider Electric sales office or Customer Care for Reference and prices of Application Specific MCBs

\*Rail Application RCDs are also available on demand

\*\*18mm/module

Please contact Customer Care Center for Stockable and Non stockable status of references.

✓ NORMAL STOCK ITEMS

W.E.F. January 27, 2020

### AC Miniature Circuit Breakers - NG125



- Compliance to IEC / EN 60947-2
- High Breaking Capacity MCBs – up to 50kA
- Current Rating up to 125A
- Trip on fault indication on front face of MCB
- Suitability for isolation in the industrial sector to IEC/EN 60947-2
- Available in B, C, D Curves

[In] Rated Current (A)	1 Pole Reference	Unit LP [₹]	2 Pole Reference	Unit LP [₹]	3 Pole Reference	Unit LP [₹]	4 Pole Reference	Unit LP [₹]
Module Width**	1.5 mod		3 mod		4.5 mod		6 mod	

#### NG125N – 25kA Breaking Capacity

10	18610	*	18621	*	18632	*	18649	*
16	18611	*	18622	*	18633	*	18650	*
20	18612	*	18623	*	18634	*	18651	*
25	18613	*	18624	*	18635	*	18652	*
32	18614	*	18625	*	18636	*	18653	*
40	18615	*	18626	*	18637	*	18654	*
50	18616	*	18627	*	18638	*	18655	*
63	18617	*	18628	*	18639	*	18656	*
80	18618	*	18629	*	18640	*	18658	*

#### NG125H – 36kA Breaking Capacity

10	18705	*	18714	*	18723	*	18732	*
16	18706	*	18715	*	18724	*	18733	*
20	18707	*	18716	*	18725	*	18734	*
25	18708	*	18717	*	18726	*	18735	*
32	18709	*	18718	*	18727	*	18736	*
40	18710	*	18719	*	18728	*	18737	*
50	18711	*	18720	*	18729	*	18738	*
63	18712	*	18721	*	18730	*	18739	*
80	18713	*	18722	*	18731	*	18740	*

#### NG125H – 50kA Breaking Capacity

10	18777	*	18788	*	18799	*	18810	*
16	18778	*	18789	*	18800	*	18811	*
20	18779	*	18790	*	18801	*	18812	*
25	18780	*	18791	*	18802	*	18813	*
32	18781	*	18792	*	18803	*	18814	*
40	18782	*	18793	*	18804	*	18815	*
50	18783	*	18794	*	18805	*	18816	*
63	18784	*	18795	*	18806	*	18817	*
80	18785	*	18796	*	18807	*	18818	*

\*Price on Request – Please contact Schneider Electric Customer Care Center for Prices

\*\*18mm/module

**Note:** Reference provided above are for C Curve MCBs – B and D Curve details available on request

# Residual Current Devices (RCDs) - For Human and Fire Protection



**30  
mA**

Use of **30mA RCDs** is now **mandatory** for all **domestic intallations** in India {CEA Amendment regulation 2015\*}



**Schneider Electric provides voltage independent RCDs** which work on current sensing technology and provide protection from residual current even at extra low voltages (down to zero volts) and in case of break of neutral.


**SI  
Type**

**Schneider Electric offers SI RCD built to operate in electrically polluted or installation in aggressive environments:**

- Flourescent / Variable lighting with Electronic ballast
- Powerful IT / Telecom equipment / Air conditioning
- Severe Atmosphere - High lighting risk / Swimming pools

\* for Measures relating to Safety and Electric supply

### AC Residual Current Circuit Breakers - xID



- Complies to standards IEC/EN 61008-1 and IS 12640
- AC Class protection
- Selective range available for time based discrimination
- Easy Monitoring: Earth fault indication and Test Button on front face
- Operating temperature up to +70°C
- Mandatory to use OF-S auxiliary to add any indication or tripping auxiliary

[In] Rated Current (A)	Earth-Leakage Sensitivity (mA)	Module Width 18mm/module	2 Pole Reference	Unit LP [₹]	Module Width 18mm/module	4 Pole Reference	Unit LP [₹]
25	30	2	A9N16201	3487	4	A9N16251	4898
	100	2	A9N16203	3801	4	A9N16253	5108
	300	2	A9N16202	3917	4	A9N16252	5261
40	30	2	A9N16204	4105	4	A9N16254	4820
	100	2	A9N16205	4347	4	A9N16255	5140
	300	2	A9N16206	4557	4	A9N16256	5339
63	30	2	A9N16208	4946	4	A9N16258	5588
	100	2	A9N16209	5224	4	A9N16259	6074
	300	2	A9N16210	5329	4	A9N16260	6101
80	30	2	A9N16212	8321	4	A9N16261	9854
	100	2	A9N16213	8306	4	A9N16262	9828
	300	2	A9N16214	8458	4	A9N16263	9886

### AC Residual Current Circuit Breakers (RCCBs) - ID



- Complies to standards IEC 61008-1 and VDE 0664
- AC Class protection
- Degree of pollution: 3 (suitable for industrial environment)
- Electrical ON/OFF indication by using OFSP auxiliary

Poles Description	[In] Rated Current (A)	Earth-Leakage Sensitivity (mA)	Module Width 18mm/module	Reference	Unit LP [₹]
4P	100	30	4	**A9R11491	12403
		100	4	**A9R12491	13070
	125	30	4	16905	37983
		100	4	16906	36981
		300	4	16907	37154

Note: \*\*For 100A RCCB Auxiliary kindly contact Customer Care

### AC Residual Current Breaker Overload (RCBO) - DPN N Vigi



- Complies to standards IEC/EN 61009
- AC Class Protection; Tripping characteristics - C curve
- Overvoltage category (IEC 60364): IV
- Suitable for indication & tripping auxiliaries

Poles Description	[In] Rated Current (A)	Earth-Leakage Sensitivity (mA)	Module Width 18mm/module	Reference	Unit LP [₹]
1P+N	6	30	2	A9N19661	5150
		300	2	A9N19681	5329
	10	30	2	A9N19663	5150
		300	2	A9N19683	5329
	16	30	2	A9N19665	5150
		300	2	A9N19685	5329
	20	30	2	A9N19666	5150
		300	2	A9N19686	5329
	25	30	2	A9N19667	5150
		300	2	A9N19687	5329
	32	30	2	A9N19668	5402
		300	2	A9N19688	5597
	40	30	2	A9N19669	6641
		300	2	A9N19689	6815

Note: Application specific RCDs also available with 10mA, 500mA and 1000mA sensitivities | Please contact nearest Schneider Electric Sales Office or Customer Care Center for Reference and Prices

Please contact Customer Care Center for Stockable and Non stockable status of references.

NORMAL STOCK ITEMS

W.E.F. January 27, 2020

### SI Type Residual Current Circuit Breakers (RCCBs) - xID SI



- Complies to standard IEC/EN 61008-1
- SI RCDs offer enhanced immunity against Electrical Disturbances; Polluted and Corrosive environments - Guaranteed performance in harsh operating conditions
- Ensures continuity of supply in networks with:
  - Transient overvoltages
  - Loads generating HF leakage current i.e. harmonics
  - Loads generating continuous leakage current
- Ensures tripping on genuine earth fault in networks with:
  - Pulsating DC components
  - HF applications which "Blinds" (non-tripping) the conventional RCDs

[In] Rated Current (A)	Earth-Leakage Sensitivity (mA)	Module Width 18mm/module	2 Pole Reference	Unit LP [₹]	Module Width 18mm/module	4 Pole Reference	Unit LP [₹]
25	30	2	A9N16234	7686	4	A9N16321	8568
40	30	2	A9N16237	8075	4	A9N16324	8841
63	30	2	A9N16240	8306	4	A9N16327	9072
	300	2	A9N16246	8369	4	A9N16334	9445

### Vigi Block for xC60 (Add-on RCD Module, 2 & 4 Pole)



Suitable for  
ComReady Auxiliary

- Flexibility to use MCB of any tripping curve to suit applications, ensuring best 3 in 1 protection
- No auxiliary supply required
- AC Class protection
- Degree of pollution: 3 (suitable for industrial environment)
- Immune to nuisance tripping due to transient over voltages

[In] Rated Current (A)	Earth-Leakage Sensitivity (mA)	Module Width 18mm/module	2 Pole Reference	Unit LP [₹]	Module Width 18mm/module	4 Pole Reference	Unit LP [₹]
25	30	1.5	A9N26581	5110	3	A9N26595	6138
	100	1.5	A9N26582	6502	3	A9N26596	6622
	300	1.5	A9N26583	6877	3	A9N26597	7124
63	30	2	A9N26611	7150	3.5	A9N26643	7177
	100	2	A9N26612	7571	3.5	A9N26644	7319
	300	2	A9N26613	7929	3.5	A9N26645	7460

Note: Vigi Block for High Rating up to 125A (C120) and High Breaking Capacity (NG125) available on demand

### SI Type Residual Current Breaker Overload ( RCBO) - DPN N Vigi SI



Suitable for  
ComReady Auxiliary

- Complies to standard IEC/EN 61009
- Ensures continuity of supply in networks with:
  - Transient overvoltages
  - Loads generating HF leakage current i.e. harmonics
  - Loads generating continuous leakage current
- Ensures tripping on genuine earth fault in networks with :
  - Pulsating DC components
  - HF applications which "Blinds" (non-tripping) the conventional RCDs

Poles Description	[In] Rated Current (A)	Earth-Leakage Sensitivity (mA)	Module Width 18mm/module	Reference	Unit LP [₹]
1P+N	6	30	2	A9N19631	*
		300	2	A9N19641	*
	10	30	2	A9N19632	*
		300	2	A9N19642	*
	16	30	2	A9N19634	*
		300	2	A9N19644	*
	20	30	2	A9N19635	*
		300	2	A9N19645	*
	25	30	2	A9N19636	*
		300	2	A9N19646	*
	32	30	2	A9N19637	*
		300	2	A9N19647	*
	40	30	2	A9N19638	*
		300	2	A9N19648	*

\*For Prices, please contact nearest Schneider Electric Sales Office or Customer Care Center are Center for Reference and Prices


Please contact Customer Care Center for Stockable and Non stockable status of references.

NORMAL STOCK ITEMS

W.E.F. January 27, 2020

### Common Auxiliaries for xC60 / C120 / RCDs Range

- Field-fittable auxiliaries (clip fitted) mounted on left side with maximum width of 54mm
- Order: Tripping Auxiliaries (MN first) followed by Indication Auxiliaries (SD first)



Type	Module Width 18mm/module	Reference	Unit LP [₹]
<b>Indication Auxiliaries</b>			
OF Auxiliary Switch: for ON/OFF indications	0.5	A9N26924	1006
SD Alarm Switch: for Trip on fault indications	0.5	A9N26927	1181
OF + SD/OF Auxiliary switch	0.5	A9N26929	3145
OF+SD24 auxiliary contact (ComReady)	0.5	A9N26899	2636
<b>Protection Auxiliaries – Trip Indication on front face</b>			
MN Under-voltage Release 220-240V AC	1	A9N26960	4232
MSU Over-voltage Release 275V AC	1	A9N26500	5014
<b>Tripping Auxiliaries – Trip Indication on front face</b>			
MX + OF Shunt Release 110-415V AC: for Remote tripping of Circuit Breaker	1	A9N26946	2751
MX + OF Shunt Release 12-24V AC/DC: for Remote tripping of Circuit Breaker	1	A9N26948	2751
<b>Auxiliary Switch for RCCBs – Mandatory for use of Auxiliaries with RCCBs</b>			
Auxiliary switch for RCCB up to 80A (OF-S)	0.5	A9N26923	1344
Auxiliary switch for RCCBs 125A (OFSP)	0.5	16940	2042

### Accessories



Type	Description	Reference	Unit LP [₹]
Rotary Handle*	Breaker Switching Sub-Assembly	27046	3275
	Extended, Disconnectable handle	27047	2025
Padlock** (bag of 2)		26970	786
Multicable terminal for 3 copper cables**		19096	1260
Aluminum cable terminal**		27060	476
Spacer		A9N27062	198

\* for xC60, C120, DPN N Vigi, C60H-DC, xSW - Multi poles only

\*\*for xC60, xID, DPN N Vigi, C60H-DC, xSW, C60PV-DC

**Note:** For all above Reference MOQ = 1

Please contact Customer Care Center for Stockable and Non stockable status of references.

NORMAL STOCK ITEMS

W.E.F. January 27, 2020

# Protection Against Lightning Strikes And Switching Surges



For all low voltage switchboards and electrical enclosures:

## Comprehensive range

- To ensure the protection of equipment connected to:
- Low voltage networks,
- Telecommunications networks,
- Computer networks.
- Easy to implement and use.
- Compatibility with all earthing systems (TT, TNS, TNC, IT).
- Technical and aesthetic consistency




## Continuity of service and certified safety

Schneider Electric certified coordination between the surge arrester and its disconnection circuit breaker.

Compliance with standards: IEC/EN 61643-11.




More and more electrical equipment today is sensitive to overvoltages caused by lightning.



# 90%

of power outlets supply equipment incorporating electronic devices.



iQuick PRD “built-in” technology surge arresters, a Schneider Electric innovation, incorporate their own disconnection circuit breaker: easy to choose and simple to install for greater effectiveness.



Up to **30%** of installation time saved.

### Surge Arresters - Type 1+ 2



- Complies to IEC 61643-1 and EN 61643-11
- Withdraw able type: Easy Replacement
- Inbuilt SPD health Indicator: Also available with remote signaling
- For protection against Direct lightning surge, Indirect lightning surge, Switching surge
- Iimp up to 25kA & Imax upto 40kA
- **Always use a Back-up MCB with your SPD**
- Maximum Operating Voltage [Uc]: 350V

Type	Pole Description	Module Width 18mm/module	Reference	Unit LP [₹]
PRD1 25r	1P	2	16329	13655
	1P + N	4	16330	30041
	3P	6	16331	45050
	3P + N	8	16332	55970

### Surge Arresters iPRD- Type 2 (Withdrawable type) (TT, TN-S, TN-C Systems)



- In conformance with standards IEC 61643-11/2011 T2 and EN 61643-11 Type 2
- For protection against Indirect lightning surge and Switching surge
- Inbuilt health Indicator
- Response time < 25ns
- Imax (8/20 s): 65/40/15/8kA
- Maximum Operating Voltage [Uc]: 340V
- Level of protection,Up: 1.0 - 2.0 kV
- Remote indication contact with 8r/20r/40r/65r
- **Always use a Back-up MCB with your SPD**

Type	Rated Voltage (V)	Pole Description	Module Width 18mm/module	Reference	Unit LP [₹]
iPRD8	230	1P	1	A9L08100	4095
	230	1P+N	2	A9L08500	7660
	230/400	3P	3	A9L08300	10343
	230/400	3P+N	4	A9L08600	15614
iPRD8r	230	1P+N	2	A9L08501	9182
	230/400	3P+N	4	A9L08601	18737
	230	1P	1	A9L20100	4594
iPRD20	230	1P+N	2	A9L20500	9634
	230/400	3P	3	A9L20300	12332
	230/400	3P+N	4	A9L20600	17438
iPRD20r	230	1P+N	2	A9L20501	11456
	230/400	3P+N	4	A9L20601	21326
	230	1P	1	A9L40100	5429
iPRD40	230	1P+N	2	A9L40500	11093
	230/400	3P	3	A9L40300	15929
	230/400	3P+N	4	A9L40600	22218
iPRD40r	230	1P	1	A9L40101	6510
	230	1P+N	2	A9L40501	14306
	230/400	3P	3	A9L40301	21441
iPRD65r	230/400	3P+N	4	A9L40601	26660
	230	1P	1	A9L65101	8705
	230	1P+N	2	A9L65501	18233
iPRD65r	230/400	3P	3	A9L65301	23793
	230/400	3P+N	4	A9L65601	30875

### Spare Cartridges for iPRD



- Spare Cartridges for iPRD8r, iPRD20r, iPRD40r and iPRD65r
- End of life indication available on front face
- These Cartridges are not compatible with Old SPD range (A9L16...)\*\*

Type	Spare Cartridges for	Reference	Unit LP [₹]
iPRD 65-350	iPRD65r	A9L65102	5450
iPRD 40-350	iPRD40, iPRD40r	A9L40102	4190
iPRD 20-350	iPRD20, iPRD20r	A9L20102	3355
iPRD 8-350	iPRD8, iPRD8r	A9L08102	2940
iPRD Neutral	All products (1P+N, 3P+N)	A9L00002	4410

\*\*Spare Cartridges for Old SPD Range (A9L16...) are available on demand - please contact nearest Schneider Electric Sales Office or Customer Care for Reference and prices

**Note:** Note: For all above Reference MOQ = 1

Please contact Customer Care Center for Stockable and Non stockable status of references.

NORMAL STOCK ITEMS

W.E.F. January 27, 2020



### iQuick PRD - Type 2 with inbuilt MCB




- ComPact SPD with in-built back up MCB - saving on space, MCB selection, wiring time
- Compliance to EN 61643-11
- Withdrawable Type - Cost Efficient - Allows damaged Cartridges to be replaced without having to replace entire SPD
- Inbuilt SPD Health Indicator on front face of device; Remote signaling functionality also available
- Incoming Protection: iQuick PRD 40r (High Risk level) and iQuick PRD 20r (Moderate Risk level)
- Secondary Protection: iQuick PRD 8r is cascade mounted with incoming surge arresters

Type	Pole Description	Module Width 18mm/module	Reference	Unit LP [₹]
iQuick PRD 8r	1P+N	4	A9L16298	11772
	3P	6.5	A9L16299	16816
	3P+N	7.5	A9L16300	20927
iQuick PRD 20r	1P+N	4	A9L16295	13729
	3P	6.5	A9L16296	20186
	3P+N	7.5	A9L16297	25111
Quick PRD 40r	1P+N	4	A9L16292	16034
	3P	6.5	A9L16293	24024
	3P+N	7.5	A9L16294	29857

**Note:** Spare / Replacement Cartridges available - For Reference and prices contact nearest sales office or customer care

### Photovoltaic surge arresters



- Protection for photovoltaic panels and the DC input to the inverter from overvoltages due to a lightning strike
- Type 2 surge arresters
- Should be installed in switchboard inside the building. If switchboard is located outside, it must be weatherproof
- Withdrawable surge arrester allows damaged Cartridges to be replaced quickly
- Inbuilt SPD Health Indicator on front face of device; Remote signaling functionality also available

Type	U (cpv) Maximum Operating Voltage (V)	Module Width 18mm/module	Reference	Unit LP [₹]
iPRD 40r	800	3	A9L40271	9130
	1000	3	A9L40281	10432

**Note:** Spare / Replacement Cartridges available - For Reference and prices contact nearest sales office or customer care

### Surge Arresters for Communication Networks



- Analogue telephone line protection: iPRC surge arrester wired in series to the private installation input, protects the telephones, the modems (including ADSL) etc
- Protection for 2 low-current lines without common potential or 4 lines with common reference potential
- iPRI protects measuring instrument and PLC sensor inputs and the DC power supply inputs up to 53 V and AC power supply inputs up to 37 V

Type	[Ue] Operational Voltage (V)	Module Width 18mm/module	Reference	Unit LP [₹]
PRI	48 V DC	1	A9L16339	16286
PRC	130 V AC	1	A9L16337	9959

**Note:** For all above Reference MOQ = 1

### Isolator - xSW



- Complies to IEC/EN 60947-3
- Switching duty: AC-22
- Impulse voltage: 6kV
- DC application: 48V (110V with 2 poles in series)
- Short circuit withstand 20 In for 1 second
- Upto 80A Bi connect terminals & 100A to 125A with mono connect terminals

Poles Description	[In] Rated Current (A)	Module Width 18mm/module	MOQ	Reference	Unit LP [₹]
2	40	2	6	A9S2P040	611
	63	2	6	A9S2P063	809
	80	2	6	A9S2P080	970
	100	2	6	A9S2P100	1407
	125	2	6	A9S2P125	1454
3	40	3	4	A9S3P040	1076
	63	3	4	A9S3P063	1260
4	40	4	3	A9S4P040	1360
	63	4	3	A9S4P063	1486
	80	4	3	A9S4P080	1969
	100	4	3	A9S4P100	2216
	125	4	3	A9S4P125	2394

### Selector Switch - iSSW



- Complies to IEC 60947-5-1 and IEC 60669-1
- Rating 20A, 250V AC
- Electrical life (AC22): 30,000 cycles
- Connection: tunnel terminals cables up to 10 sq. mm

No. of positions	Poles Description	Contacts	Module Width 18mm/module	MOQ	Reference	Unit LP [₹]
2	1	1 C/O	1	12	A9E18070	1265
	2	2 C/O	2	6	A9E18071	1743
		1NO + 1NC	1	12	A9E18072	1012
3	1	1 C/O	1	12	A9E18073	1244
	2	2 C/O	2	6	A9E18074	2105

### iRO Buzzers



- Audible indication in housing and the tertiary sector
- Sound level of 70dBA at a distance of 60cm

Voltage	Module Width 18mm/module	Reference	Unit LP [₹]
230V AC	1	A9A15322	1076
8..12V AC	1	A9A15323	897

Please contact Customer Care Center for Stockable and Non stockable status of references.

NORMAL STOCK ITEMS

W.E.F. January 27, 2020

### iCT Contactors



- Complies with standards IEC 1095, E N 61095
- 4 operating modes switch on front face :
  - Automatic mode
  - Temporary "ON" mode
  - Permanent "ON" mode
  - Shutdown
- Mechanical contact position Indicator
- Safe installation maintenance: lock the contactor in ON position
- Silent operation (20dB) for entire range

Type	Rating (A)	No. of Contacts	Module Width 18mm/module	Reference	Unit LP (₹)
1P	25	1NO	1	A9C20731	1958
	16	2NO	1	A9C22712	2016
2P	25	2NO	1	A9C20732	2410
	40	2NO	2	A9C20842	4127
	63	2NO	2	A9C20862	5271
3P	25	3NO	2	A9C20833	3056
	40	3NO	2	A9C20843	6899
	63	3NO	3	A9C20863	7497
4P	25	4NO	2	A9C20834	3250
	40	4NO	2	A9C20844	7035
	63	4NO	3	A9C20864	8479
	63	2NO + 2NC	3	A9C20868	8479

**Note:** 100A Contactor in 2P / 4P - available on request

### iTL Impulse Relays



- Complies with standards IEC/EN 60669-2-2
- Safe maintenance: disconnection of remote control by selector switch
- Manual Controls on front face: 0-I toggle
- Mechanical contact position Indicator
- Maximum 5 operations/min. and 100 switching operations/day
- Degree of pollution: 3 (suitable for industrial environment)

Type	Rating (A)	Control Voltage	No. of Contacts	Module Width	Reference	Unit LP (₹)
1P	16	230-240 VAC	1NO	1	A9C30811	1265
	32	230-240 VAC	1NO	1	A9C30831	1591
2P	16	230-240 VAC	2NO	1	A9C30812	2079
	32	230-240 VAC	2NO	1	A9C30831 + A9C32836	4935
3P	16	230-240 VAC	1NO+1NO/NC+1NO	2	A9C30811 + A9C32816	3948
	32	230-240 VAC	1NO+1NO/NC+1NO	2	A9C30831 + 2* x A9C32836	8279
4P	16	230-240 VAC	4NO	2	A9C30814	4316
	32	230-240 VAC	4NO	2	A9C30831 + 3* x A9C32836	11623

### iIL Indicator Lights



- Complies with standard IEC 60947-5-1
- Indicator light with LED technology
- Service life 100,000 hours with constant luminous efficiency

Type	Colour	Module Width 18mm/module	Reference	Unit LP (₹)
Single Indicator light	Red	1	A9E18320	1187
	Green	1	A9E18321	1187
	Blue	1	A9E18323	1187
	Orange	1	A9E18324	1187
3 phase voltage presence light	Red/Red/Red	1	A9E18327	3113
Single Push Button (1 NO+ 1NC)	Grey	1	A9E18033	1764


**Note:** For all above Reference MOQ = 1

Please contact Customer Care Center for Stockable and Non stockable status of references.

NORMAL STOCK ITEMS

W.E.F. January 27, 2020

## PowerTag - World's smallest energy sensor



### Monitor Your Energy

- Real time U, V, I, P, PF
- Active energy metering (Class 1 EN 61557-12) partial and total
- Load balance overview for 3P

### Improve your Maintenance

- Pre Alarm on overload
- Specific "alarms" for U, I, P
- Alarm on feeder voltage loss

Description	Part no.	Unit LP [₹]
PowerTag 1P	A9MEM1520	7502
PowerTag 1P+N Up	A9MEM1521	7502
PowerTag 1P+N Down	A9MEM1522	7502
PowerTag 3P	A9MEM1540	14999
PowerTag 3P+N Up	A9MEM1541	14999
PowerTag 3P+N Down	A9MEM1542	14999
PowerTag Flexi 1P	A9MEM1560	8243
PowerTag Flexi 3P+N	A9MEM1570	16349

## Smartlink



- Compliance to IEC/EN 61131-2
- Protection Monitoring – Device Status and alarm notifications
- Load Control / Switching through Contactors and Impulse Relays
- Energy Monitoring through pulse meters
- Alarm over email and analog sensors (temperature / humidity) with Smartlink Ethernet
- Plug & Play – Pre fabricated cables and in built web pages
- Rated Voltage: 24V DC

Description	Reference	Unit LP [₹]
Smartlink Modbus	A9XMSB11	36049
Smartlink SI-D	A9XMWA20	21147
Smartlink SI-B	A9XMZA08	40163
Smartlink EL-D	A9XELC10	22050
Wiser Energy Module IP	EER31800	22050

## Communication Auxiliaries



ComReady



ComReady



ComReady

Auxiliary for Protection  
Devices (OF+SD24)

Auxiliary for Contactors  
(iACT24)

Auxiliary for Impulse  
Relays (iATL24)

Description	Module Width	Reference	Unit LP [₹]
OF+SD24	0.5	A9N26899	2636
iACT24	1	A9C15924	13120
iATL24	1	A9C15424	13818

Please contact Customer Care Center for Stockable and Non stockable status of references.

☑ NORMAL STOCK ITEMS

W.E.F. January 27, 2020



Description	Set of	Reference	Unit LP [₹]
<b>Prefabricated Cables:</b>			
<b>With 2 Connectors</b>			
Short: 100mm	6	A9XCAS06	5339
Medium: 160mm	6	A9XCAM06	5392
Long: 870mm	6	A9XCAL06	6132
<b>With 1 Connector</b>			
Long:870mm	6	A9XCAU06	3686
<b>Connectors</b>			
5-pin connectors (Ti24)	12	A9XC2412	7429
<b>Mounting Kit</b>			
Din Rail (4 feet, 4 Straps, 4 Adapters)	1	A9XMFA04	1460
<b>Multiclip</b>			
Multiclip 80A	1	04000	8930
<b>Spare Parts</b>			
Lock for Multiclip 80A (2 clips)	1	A9XMLA02	445
<b>Distribloc 63A</b>			
Distribution from the top (4 Module)	1	04040	10169
Distribution through the bottom (4 Module)	1	04041	10169
Power Logic EGX300 - Ethernet port (4 Module)	1	30002885	30809
ABL Power Supply - 1.2A 24VDC	1	ABL8MEM24012	6720
ABL Power Supply - 0.6A 24VDC	1	ABL8MEM24006	4950
Double DIN rail	1	LSL58801A	725

## Reflex iC60 - Integrated Control & Overcurrent Protection Device



- All in One Solution: MCB + Contactor + Impulse Relay + Auxiliary
- 10kA Breaking capacity as per IEC/EN 60947-2,
- Ti24 interface: Connection to PLC, Smartlink
- 3 operating modes to cater to a variety of applications
- Safe lock down with Integrated Padlocking
- Simplified maintenance: Front face Indicator allows better reliability

[In] Rated Current (A)	2 Pole Reference	Unit LP [₹]	3 Pole Reference	Unit LP [₹]	4 Pole Reference	Unit LP [₹]
Module Width **	4.5 mod		5.5 mod		6.5 mod	2275
<b>B Curve</b>						
10	A9C61210	36099	A9C61310	36997	A9C61410	40415
16	A9C61216	34398	A9C61316	37028	A9C61416	38540
25	A9C61225	34435	A9C61325	37102	A9C61425	38614
40	A9C61240	36598	A9C61340	40320	A9C61440	42919
63	A9C61263	37863	A9C61363	41108	A9C61463	45355
<b>C Curve</b>						
10	A9C62210	36104	A9C62310	38855	A9C62410	38504
16	A9C62216	36120	A9C62316	38882	A9C62416	40472
25	A9C62225	36157	A9C62325	38945	A9C62425	38619
40	A9C62240	38441	A9C62340	40341	A9C62440	42945
63	A9C62263	39753	A9C62363	41108	A9C62463	45360
<b>D Curve</b>						
10	A9C63210	34382	A9C63310	37002	A9C63410	38504
16	A9C63216	34398	A9C63316	37023	A9C63416	38540
25	A9C63225	34435	A9C63325	37102	A9C63425	38619

Note: \*\*18mm/module

LP: List Price

Please contact Customer Care Center for Stockable and Non stockable status of references.

NORMAL STOCK ITEMS

W.E.F. January 27, 2020

### Energy Meters



- Digital Kilowatt-hour meters designed for sub-metering of active energy (rms) consumed by a single-phase or three-phase electric circuit with or without distributed neutral
- ComReady DB mountable version
- Accuracy class-1
- No External CT required

Description	Reference	Unit LP [₹]
iEM 2000T 1Ph Energy Meter upto 40A, POP w/o Display	A9MEM2000T	4899
iEM3110 3 Phase Energy Meter Energy Meter with POP Accuracy CL 1.0	A9MEM3110	11700
iEM3150 3 Phase Energy Meter Energy Meter with V,I,Power, Accuracy CL 1.0, with Modbus	A9MEM3150	12781
iEM3155 Multifunction 3 Phase Energy Meter with V,I,F,PF,Power, Energy,1DI/1DO, Multi Tariff, with Modbus Accuracy CL 1.0	A9MEM3155	13541


**Note:** For Higher Currents /Loads , Select iEM32 Series , CT Operated , Accuracy CL 0.5S

# Acti 9

## Distribution Boards

### Spectacular Design


*Blends seamlessly with interiors*



Unique Rounded Corners | Color - RAL 9003 white | Designer Rotary Knob

### Maximized Wiring Space


*Convenient and Safe wiring*



15% more wiring area | Reduced U-box Collar | Removable Frame, Centre plate & Gland plate

### Adaptable

*Total Flexibility for ease of installation and usage*



Surface and Flush installation | Field fittable key lock provision | Reversible Door

Inspiring the **S.M.A.R.T.** choice!!!

## Robust Architecture

*Perfect blend of Strength & Weight*



High Strength-to-Weight ratio | RoHS and REACH Compliance – ideal solution for GREEN Buildings

## Technically Proven

*Safety Guaranteed*




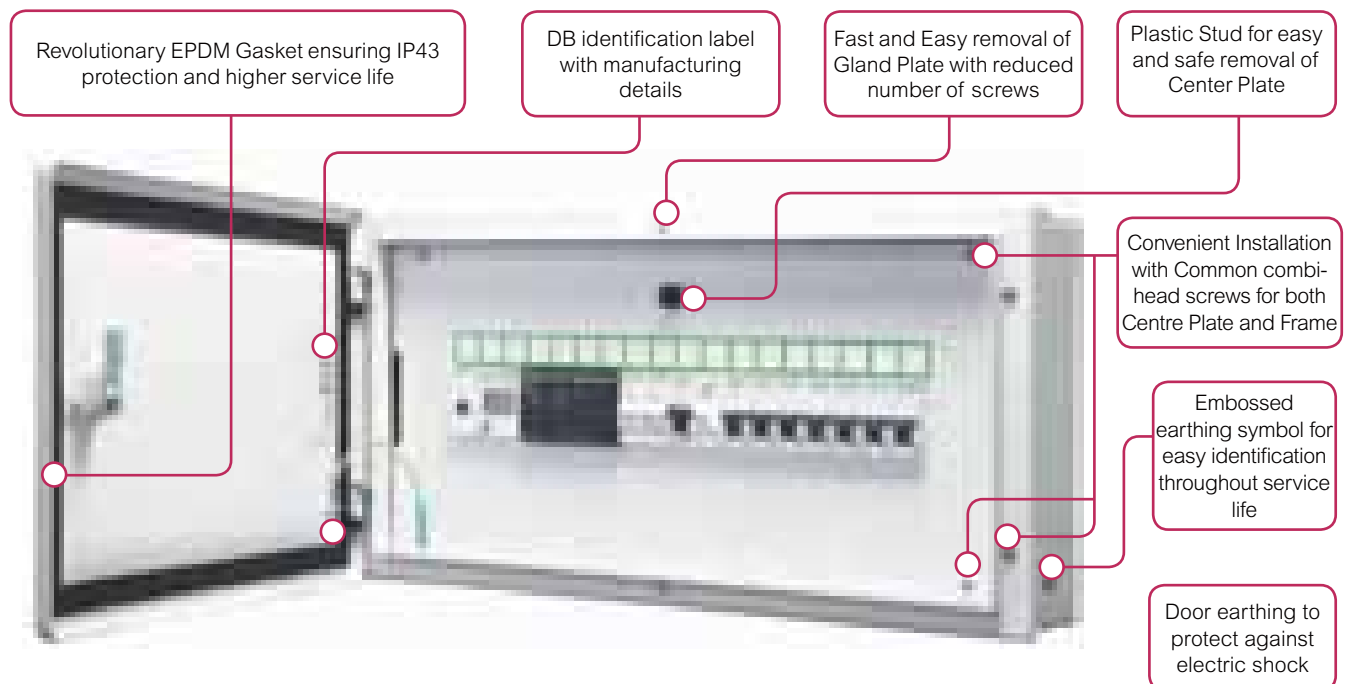
Designed and Manufactured as per IS 8623 - 1&3 | IP and IK test by ERDA & CPRI | Glow wire tested





# Acti 9

## Distribution Boards



### Metal Enclosures



- Metal Enclosure to mount individual Modular Device feeding directly to the load or final distribution board

Description	Total Module Cutout	Single Door (IP30) Reference	Unit MRP [₹]	Double Door Metal (IP43) Reference	Unit LP [₹]
2 way	1 / 2	A9HMES02 <input checked="" type="checkbox"/>	756	-	-
4 way	3 / 4	A9HMES04 <input checked="" type="checkbox"/>	756	-	-


### SPN DBs



- SPN DB for distribution of Single Phase Neutral supply to respective load MCBs
- Incomer - DP RCCB/RCBO/Isolator/MCB
- Outgoing - SP MCBs

Description	Total Module Cutout (Incomer + Outgoing)	Single Door (IP30) Reference	Unit MRP [₹]	Double Door Metal (IP43) Reference	Unit LP [₹]
6 way	6	A9HSNS06	1470	A9HSND06 <input checked="" type="checkbox"/>	2111
8 way	8	A9HSNS08 <input checked="" type="checkbox"/>	1787	A9HSND08 <input checked="" type="checkbox"/>	2364
12 way	12	A9HSNS12	2117	A9HSND12 <input checked="" type="checkbox"/>	2843
18 way	18	A9HSNS18	2840	A9HSND18 <input checked="" type="checkbox"/>	3712


### TPN DBs



- Standard TPN DBs for distribution of Three Phase and Neutral supply
- Incomer - FP RCCB/RCBO/Isolator/MCB
- Outgoing - SP MCBs
- TPN DBs can be converted to PPI DB using 'PPI Kit' provided on next page

Description	Total Module Cutout (Incomer + Outgoing)	Single Door (IP30) Reference	Unit MRP [₹]	Double Door Metal (IP43) Reference	Unit MRP [₹]
4 way eco	4 + 12	-	-	A9HTND04E <input checked="" type="checkbox"/>	4568
4 way	8 + 12	A9HTNS04	4043	A9HTND04 <input checked="" type="checkbox"/>	4702
6 way	8 + 18	A9HTNS06	4887	A9HTND06 <input checked="" type="checkbox"/>	5794
8 way	8 + 24	A9HTNS08	5747	A9HTND08 <input checked="" type="checkbox"/>	6958
12 way	8 + 36	A9HTNS12	8678	A9HTND12 <input checked="" type="checkbox"/>	10637

### Flexi Tier DBs



- Flexi DBs give total flexibility to mount any type and size of Modular devices as per load requirement
- Provided with N-Bar and E-Bar
- Flexi Tier DBs can be converted to PPI DB using 'PPI Kit' provided on next page

Description	Total Module Cutout (Incomer + Outgoing)	Single Door (IP30) Reference	Unit MRP [₹]	Double Door Metal (IP43) Reference	Unit LP [₹]
2 Tier 24 Modules	2 x 12	-	-	A9HFD224	5964
3 Tier 36 Modules	3 x 12	-	-	A9HFD336	7161
4 Tier 40 Modules	4 x 10	-	-	A9HFD440 <input checked="" type="checkbox"/>	7571
4 Tier 56 Modules	4 x 14	-	-	A9HFD456 <input checked="" type="checkbox"/>	7912

**Note:** For all above Reference MOQ = 1

Please contact Customer Care Center for Stockable and Non stockable status of references.

NORMAL STOCK ITEMS


W.E.F. January 27, 2020

## Per Phase Isolation DBs

- PPI DBs to mount DP Residual Current Device (RCD) at an individual phase level to isolate the faulty phase in case of earth leakage and ensure continuity of supply to other healthy phases
- Incomer - Modular (FP MCB/Isolator) using PPI Kit / MCCB100A (TP/FP Compact NSX or EasyPact CVS)
- Sub-Incomer - DP RCCB/RCBO
- Outgoing - SP MCBs

Description	Total Module Cutout (Incomer + Outgoing)	Single Door (IP30) Reference	Unit MRP [₹]	Double Door Metal (IP43) Reference	Unit LP [₹]
12 way	100A MCCB + 6 + 36	-	-	A9HPID12M	15782


## PPI Kit (to convert TPN and Flexi Tier DBs to PPI DB)



- Set of accessories to convert TPN DBs and 4 tier Flexi DBs to PPI DB
- Kit is provided with additional required quantity of N-Bar, wire set, Busbars (only for Flexi Tier) and Mounting Kit (only for TPN)

Description	Reference	Unit LP [₹]
PPI Kit for 6way TPN DB (2+4w PPI DB)	A9HKIT04 <input checked="" type="checkbox"/>	3098
PPI Kit for 8way TPN DB (2+6w PPI DB)	A9HKIT06 <input checked="" type="checkbox"/>	3628
PPI Kit for 12way TPN DB (2+10w PPI DB)	A9HKIT10 <input checked="" type="checkbox"/>	4001
PPI Kit for 4T40M Flexi DB (2+8w PPI DB)	A9HKIT08 <input checked="" type="checkbox"/>	6421
PPI Kit for 4T56M Flx DB (2+12w PPI DB)	A9HKIT12 <input checked="" type="checkbox"/>	7103


## Phase Segregated DBs



- Phase Segregated DBs to provide total safety for installer and maintenance personnel, by compartmentalizing each Phase and separating Incomer, Sub-Incomer and Outgoing
- Offers better continuity of supply in case of faults during maintenance at DB level.
- Incomer - Modular (FP MCB/Isolator) / MCCB 100A (TP/FP during maintenance Compact NSX or EasyPact CVS)
- Sub-Incomer - DP RCCB/RCBO
- Outgoing - SP MCBs

Description	Total Module Cutout (Incomer + Sub-incomer + Outgoing)	Single Door (IP30) Reference	Unit MRP [₹]	Double Door Metal (IP43) Reference	Unit LP [₹]
6 way	8 + 12 + 18	-	-	A9HPGD06 <input checked="" type="checkbox"/>	14018
8 way	8 + 12 + 24	-	-	A9HPGD08 <input checked="" type="checkbox"/>	15650
12 way	8 + 12 + 36	-	-	A9HPGD12	19651
12 way with MCCB I/c	100A MCCB + 12 + 36	-	-	A9HPGD12M	26518

## VTPN DBs for Modular Incomer



- Ideal solution to distribute power supply to both 3 Phase and 1 Phase loads in the same DB
- Incomer - FP RCCB/RCBO/Isolator/MCB
- Outgoing - SP MCBs / TP MCBs

Description	Total Module Cutout (Incomer + Outgoing)	Single Door (IP30) Reference	Unit MRP [₹]	Double Door Metal (IP43) Reference	Unit LP [₹]
4 way	8 + 12	-	-	A9HVTD04 <input checked="" type="checkbox"/>	11860
8 way	8 + 24	-	-	A9HVTD08 <input checked="" type="checkbox"/>	15089
12 way	8 + 36	-	-	A9HVTD12 <input checked="" type="checkbox"/>	20197


**Note:** For all above Reference MOQ = 1

Please contact Customer Care Center for Stockable and Non stockable status of references.

NORMAL STOCK ITEMS

W.E.F. January 27, 2020

### VTPN DBs for MCCB Incomer



- DBs for higher incoming current distribution up to 250A
- Incomer - TP/FP Compact NSX or EasyPact CVS MCCB up to 250A
- Outgoing - SP MCBs / TP MCBs

Description	Total Module Cutout (Incomer + Outgoing)	Single Door (IP30) Reference	Unit MRP [₹]	Double Door Metal (IP43) Reference	Unit LP [₹]
4 way	100A MCCB + 12	-	-	A9HVD04L	12994
8 way	100A MCCB + 24	-	-	A9HVD08L	16464
12 way	100A MCCB + 36	-	-	A9HVD12L	21898
4 way	160A MCCB + 12	-	-	A9HVD04M	14301
8 way	160A MCCB + 24	-	-	A9HVD08M	17819
12 way	160A MCCB + 36	-	-	A9HVD12M	23783
8 way	250A MCCB + 24	-	-	A9HVD08H	30791
12 way	250A MCCB + 36	-	-	A9HVD12H	32461

### ComReady DBs



- Designed to house Acti 9 communication system
- Supplied with Double DIN rail, E-Bar and Wire channel.
- Accessories to convert Flexi Tier DB into ComReady DB available on request

Description	Total Module Cutout (Incomer + Outgoing)	Single Door (IP30) Reference	Unit MRP [₹]	Double Door Metal (IP43) Reference	Unit LP [₹]
1 Tier 24 Modules	24	-	-	A9HCRD124	7980
2 Tier 48 Modules	48	-	-	A9HCRD248	12931

### Metal Clad P&S Units



- Plug & Socket Unit with Electra Plug & Socket and provision to mount modular protection devices to feed the end load directly

Description	Total Module Cutout	Single Door (IP30) Reference	Unit MRP [₹]	Double Door Metal (IP43) Reference	Unit LP [₹]
10A 1P+N+E P&S	2	A9HMS210	1932	-	-
20A 1P+N+E P&S	2	A9HMS220	2069	-	-
30A 3P+E P&S	3	A9HMS330	4531	-	-

### Industrial P&S Units (provision to mount PratiKa Sockets)



- Plug & Socket Unit with provision to mount PratiKa straight / angled\* socket and modular protection devices to feed the end load directly

Description	Total Module Cutout	Single Door (IP30) Reference	Unit MRP [₹]	Double Door Metal (IP43) Reference	Unit LP [₹]
16A 3P PK P&S	2	A9HKS316	1785	-	-
32A 3P PK P&S	2	A9HKS332	2951	-	-
32A 5P PK P&S	4	A9HKS532	3497	-	-
63A 5P PK P&S	4	A9HKS563	7067	-	-

\*upto 32A socket only

**Note:** For all above Reference MOQ = 1

Please contact Customer Care Center for Stockable and Non stockable status of references.

NORMAL STOCK ITEMS

W.E.F. January 27, 2020

## Locks for Acti 9 DBs



Key Lock

Description	Reference	Unit LP [₹]
Rotary lock	A9HRL801	483
Key Lock	A9HRL802	605

## Accessories for Distribution Boards

Description	Reference	Unit LP [₹]
<b>Busbars</b>		
Fork Busbar 1P 12MOD. 63A	R9XFH112	658
Fork Busbar 1P 57MOD. 63A	R9XFH157	1496
Fork Busbar 2P 12MOD. 63A	R9XFH212	772
Fork Busbar 2P 57MOD. 63A	R9XFH257	2871
Fork Busbar 3P 12MOD. 63A	R9XFH312	1155
Fork Busbar 3P 57MOD. 63A	R9XFH357	6281
Fork Busbar 4P 12MOD. 63A	R9XFH412	1496
Fork Busbar 4P 57MOD. 63A	R9XFH457	6578
<b>Busbar Accessories</b>		
Set of 10 End Caps 1P	R9XE110	568
Set of 10 End Caps 2P	R9XE210	568
Set of 10 End Caps 3P	R9XE310	686
Set of 10 End Caps 4P	R9XE410	713
Set of 4 Connector Fork 63A	R9XFC04	546
Set of 20 Tooth Caps	R9XT20	878
Blanking Plate	13229B	32

**Note:** Blanking Plate MOQ = 10, All other MOQ = 1

Customized Distribution Boards to Suit Your Need -  
Available on Request\*


- TV/Telephone DBs
- Pre-Wired DBs
- 8 Segment DBs
- Acrylic Door DBs
- IP54 DBs
- DBs with Phase Indication Lamps

Kaedra enclosures for PratiKa industrial sockets are part of a complete system of Watertight enclosures from 16A to 125A providing solutions for protection, control and electrical distribution for tertiary and industrial applications



- Degree of protection - IP65
- Impact strength - IK09
- Resistant to chemical and atmospheric agents, UVs etc.
- Self extinguishing class 2 insulating material
- Flame and abnormal heat resistance: 650°C
- Reversible front face for opening of door to left/right
- Combining of enclosures horizontally/vertically while still maintaining IP
- DIN channel can be positioned in 2 depths & 2 heights for cabling purpose

## Mini Enclosures for modular devices



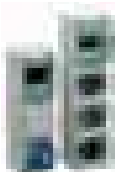
Description	Reference	Unit LP [₹]
4 module	13441 <input checked="" type="checkbox"/>	2520
6 module	13442	2867
8 module	13443	3381
12 module	13444	5434

## Enclosures for modular devices (with terminal blocks)



Description	Reference	Unit LP [₹]
1 row 12 module	13431	5996
1 row 18 module	13432	7901
2 row 24 module	13433	8978
2 row 36 module	13434	11366
3 row 36 module	13435	11849
4 row 72 module	13437	22622

## Mini Enclosure (suitable to mount modular devices and PratiKa 16A socket)



Description	Reference	Unit LP [₹]
4 module 1 vertical opening	13175 <input checked="" type="checkbox"/>	1197
4 module 2 horizontal opening	13176	1481
4 module 3 horizontal opening	13177	1864

**Note:** For all above Reference MOQ = 1

Please contact Customer Care Center for Stockable and Non stockable status of references.

NORMAL STOCK ITEMS


W.E.F. January 27, 2020

## Enclosure (suitable to mount modular devices and PratiKa 16A / 32A sockets)



Description	Reference	Unit LP [₹]
5 module 2 opening	13178 <input checked="" type="checkbox"/>	2893
8 module 4 horizontal opening	13179	3948
13 module 3 opening	13180	5224
13 module 6 opening	13181	5744
19 module 8 opening	13182	7403

## Functional Plaques



Description	Reference	Unit LP [₹]
Blank - marked for 1 socket 50x50	13135	368
Blank - marked for 1 socket 65x65 or 75x75	13137	372
Intermediate with 65x85 opening	13136	452
Intermediate with one opening for 65x85 & 90x100	13142	750

**Note:** For all above Reference MOQ = 1


## Wander Plugs



- Conforms to IEC 60309-1 & IEC 60309-2
- PK PratiKa Screw Connect: same orientation of clamp's screws
- External impact strength: IK08
- Glow wire test: 850°C

[In] Rated Current (A)	[Ue] Rated Operational Voltage (V)	Poles Description	Reference	Unit MRP [₹]
<b>PratiKa Screw</b>				
<b>IP44</b>				
16	200...250	2P + E	PKE16M423 <input checked="" type="checkbox"/>	435
	380...415	3P + E	PKE16M434 <input checked="" type="checkbox"/>	552
		3P + N + E	PKE16M435 <input checked="" type="checkbox"/>	575
32	200...250	2P + E	PKE32M423 <input checked="" type="checkbox"/>	687
	380...415	3P + E	PKE32M434	796
		3P + N + E	PKE32M435 <input checked="" type="checkbox"/>	785
<b>IP67</b>				
16	200...250	2P + E	PKE16M723 <input checked="" type="checkbox"/>	953
	380...415	3P + E	PKE16M734	1076
		3P + N + E	PKE16M735	1150
32	200...250	2P + E	PKE32M723	1349
	380...415	3P + E	PKE32M734 <input checked="" type="checkbox"/>	1454
		3P + N + E	PKE32M735 <input checked="" type="checkbox"/>	1465
<b>PK (63A &amp; 125A available in IP67 only)</b>				
63	200...250	2P + E	81378	3822
	380...415	3P + E	81382 <input checked="" type="checkbox"/>	3644
		3P + N + E	81383 <input checked="" type="checkbox"/>	3649
125	200...250	2P + E	81390	9760
	380...415	3P + E	81394	11146
		3P + N + E	81395	11146

## Small Wall Mounted Sockets



- Conforms to IEC 60309-1 & IEC 60309-2
- External impact strength: IK08
- Glow wire test: 850°C

[In] Rated Current (A)	[Ue] Rated Operational Voltage (V)	Poles Description	Reference	Unit MRP [₹]
<b>IP44</b>				
16	200...250	2P + E	PKF16W423	764
	380...415	3P + E	PKF16W434	886
		3P + N + E	PKF16W435	968
32	200...250	2P + E	PKF32W423	998
	380...415	3P + E	PKF32W434	1197
		3P + N + E	PKF32W435	1265
<b>IP67</b>				
16	200...250	2P + E	PKF16W723	1213
	380...415	3P + E	PKF16W734	1523
		3P + N + E	PKF16W735	1575
32	200...250	2P + E	PKF32W723	1517
	380...415	3P + E	PKF32W734	2216
		3P + N + E	PKF32W735	2940

**Note:** For all above Reference MOQ = 1

Please contact Customer Care Center for Stockable and Non stockable status of references.

NORMAL STOCK ITEMS

W.E.F. January 27, 2020



## Wall Mounted Sockets



- Conforms to IEC 60309-1 & IEC 60309-2
- Rated operational voltage upto 415V
- Rated operational current upto 125A
- External impact strength: IK08
- Glow wire test: 850°C
- Available only in IP67

[In] Rated Current (A)	[Ue] Rated Operational Voltage (V)	Poles Description	Reference	Unit MRP [₹]
63	200...250	2P + E	81178	4709
	380...415	3P + E	81182	4846
		3P + N + E	81183	4914
125	200...250	2P + E	81190	16826
	380...415	3P + E	81194	16979
		3P + N + E	81195	17063

## Wander Sockets



- PK PratiKa Screw Connect: same orientation of clamp's screws.
- PK PratiKa: 16A & 32A; IP44 & IP67
- External impact strength: IK08
- Glow wire test: 850 °C
- Conforms to IEC 60309-1 & IEC 60309-2

[In] Rated Current (A)	[Ue] Rated Operational Voltage (V)	Poles Description	Reference	Unit MRP [₹]
<b>PratiKa Screw</b>				
<b>IP44</b>				
16	200...250	2P + E	PKF16M423 <input checked="" type="checkbox"/>	605
	380...415	3P + E	PKF16M434	697
		3P + N + E	PKF16M435	760
32	200...250	2P + E	PKF32M423 <input checked="" type="checkbox"/>	830
	380...415	3P + E	PKF32M434	1008
		3P + N + E	PKF32M435 <input checked="" type="checkbox"/>	1014
<b>IP67</b>				
16	200...250	2P + E	PKF16M723	1118
	380...415	3P + E	PKF16M734	1402
		3P + N + E	PKF16M735	1465
32	200...250	2P + E	PKF32M723	1538
	380...415	3P + E	PKF32M734	1701
		3P + N + E	PKF32M735	1717
<b>PK (63A &amp; 125A available in IP67 only)</b>				
63	200...250	2P + E	81478	4163
	380...415	3P + E	81482	4200
		3P + N + E	81483	4268
125	200...250	2P + E	81490	13120
	380...415	3P + E	81494	13141
		3P + N + E	81495	13398

## Also Available on Request:

- Patented FAST connect Plugs & Sockets - innovative cabling system that enables connection without stripping the conductor and with absolutely no screws required
- Extra Low Voltage Plugs & Sockets down to 50V

Please contact nearest Schneider Electric Sales Office or Customer Care for Reference and Prices

**Note:** For all above Reference MOQ = 1

Please contact Customer Care Center for Stockable and Non stockable status of references.

NORMAL STOCK ITEMS

W.E.F. January 27, 2020

## Panel Mounted Sockets - Angled



- PK PratiKa Screw Connect: same orientation of clamp's screws
- External impact strength: IK08
- Glow wire test: 850°C
- Conforms to IEC 60309-1 & IEC309-2

[In] Rated Current (A)	[Ue] Rated Operational Voltage (V)	Poles Description	Reference	Unit MRP [₹]
<b>PratiKa Screw</b>				
<b>IP44</b>				
16	200...250	2P + E	PKF16F423 <input checked="" type="checkbox"/>	468
	380...415	3P + E	PKF16F434	697
		3P + N + E	PKF16F435 <input checked="" type="checkbox"/>	743
32	200...250	2P + E	PKF32F423 <input checked="" type="checkbox"/>	830
	380...415	3P + E	PKF32F434	964
		3P + N + E	PKF32F435 <input checked="" type="checkbox"/>	960
<b>IP67</b>				
16	200...250	2P + E	PKF16F723 <input checked="" type="checkbox"/>	880
	380...415	3P + E	PKF16F734	1002
		3P + N + E	PKF16F735	1014
32	200...250	2P + E	PKF32F723	1145
	380...415	3P + E	PKF32F734	1339
		3P + N + E	PKF32F735 <input checked="" type="checkbox"/>	1360
<b>PK (63A &amp; 125A available in IP67 only)</b>				
63	200...250	2P + E	81278	3759
	380...415	3P + E	81282 <input checked="" type="checkbox"/>	3764
		3P + N + E	81283 <input checked="" type="checkbox"/>	3838
125	200...250	2P + E	81290	12359
	380...415	3P + E	81294	12679
		3P + N + E	81295	12742

## Panel Mounted Sockets - Straight



- PK PratiKa Screw Connect: same orientation of clamp's screws
- External impact strength: IK08
- Glow wire test: 850°C
- Conforms to IEC 60309-1 & IEC309-2

[In] Rated Current (A)	[Ue] Rated Operational Voltage (V)	Poles Description	Reference	Unit MRP [₹]
<b>PratiKa Screw</b>				
<b>IP44</b>				
16	200...250	2P + E	PKF16G423	529
	380...415	3P + E	PKF16G434	760
		3P + N + E	PKF16G435	796
32	200...250	2P + E	PKF32G423	840
	380...415	3P + E	PKF32G434	968
		3P + N + E	PKF32G435	1048
<b>IP67</b>				
16	200...250	2P + E	PKF16G723 <input checked="" type="checkbox"/>	886
	380...415	3P + E	PKF16G734	1002
		3P + N + E	PKF16G735	1014
32	200...250	2P + E	PKF32G723	1129
	380...415	3P + E	PKF32G734	1271
		3P + N + E	PKF32G735	1318
<b>PK (63A &amp; 125A available in IP67 only)</b>				
63	200...250	2P + E	81678	3743
	380...415	3P + E	81682	3801
		3P + N + E	81683	3801
125	200...250	2P + E	81690	12600
	380...415	3P + E	81694	12679
		3P + N + E	81695	12742

**Note:** For all above Reference MOQ = 1

Please contact Customer Care Center for Stockable and Non stockable status of references.

NORMAL STOCK ITEMS

W.E.F. January 27, 2020

## Sockets with Interlock Switches - for guaranteed safety of operation

- Allows closure of main switch only when the plug is fully inserted in socket - when complete mechanical & electrical connection has occurred
- Plug removal is possible only when the switch is in "off" position

## Wall Mounted Sockets with Interlock Switch Unika (w/o protection)



- Switch designed for use in AC 22A class applications
- Conforms to IEC 60309-1 & IEC 60309-2
- Rated operational voltage upto 415V
- Rated operational current upto 32A
- External impact strength: IK08
- Available in IP44 / IP65 versions
- Glow wire test: 750°C

[In] Rated Current (A)	[Ue] Rated Operational Voltage (V)	Poles Description	Reference	Unit MRP [₹]
<b>IP44</b>				
16	200...250	2P + E	83031	6353
	380...415	3P + E	83035	8794
32		3P + N + E	83036	8967
	200...250	2P + E	83042 <input checked="" type="checkbox"/>	8248
	380...415	3P + E	83046	9613
		3P + N + E	83047	9718
<b>IP65</b>				
16	200...250	2P + E	83081	6573
	380...415	3P + E	83085	9051
32		3P + N + E	83086	9235
	200...250	2P + E	83092	8615
	380...415	3P + E	83096	10343
		3P + N + E	83097	10343

## Socket with Interlock Switch &amp; DIN Rail Isoblock (4.5 modules)



- Switch designed for use in AC- 22A class applications
- Conforms to IEC 60309-1 & IEC 60309-2
- Provision to DIN mount 4.5 module device
- External impact strength: IK10
- Available in IP65 version
- Glow wire test: 850°C

[In] Rated Current (A)	[Ue] Rated Operational Voltage (V)	Poles Description	Reference	Unit MRP [₹]
16	200...250	2P + E	82754 <input checked="" type="checkbox"/>	7875
	380...415	3P + E	82758	9592
32		3P + N + E	82759	9912
	200...250	2P + E	83791 <input checked="" type="checkbox"/>	9324
	380...415	3P + E	83795	11036
		3P + N + E	83796	11109

## Socket with Interlock Switch &amp; DIN Rail Isoblock (6 modules)



- Switch designed for use in AC- 22A class applications
- Conforms to IEC 60309-1 & IEC 60309-2
- Provision to DIN mount 6 module device
- External impact strength: IK10
- Available in IP65 version
- Glow wire test: 850°C

[In] Rated Current (A)	[Ue] Rated Operational Voltage (V)	Poles Description	Reference	Unit MRP [₹]
32	200...250	2P + E	82766	12301
	380...415	3P + E	82770	14422
63		3P + N + E	82771	14858
	380...415	3P + E	82782	16574
		3P + N + E	82783	16627

**Note:** For all above Reference MOQ = 1

Please contact Customer Care Center for Stockable and Non stockable status of references.

NORMAL STOCK ITEMS

W.E.F. January 27, 2020

**ELECTRA Metal Clad Plugs & Sockets are specially designed incorporating the latest safety, quality and user friendly features.**

**Construction**

- The casting is made from non-corroding die-cast aluminum alloy combining exceptional ComPactness with high strength
- The design/construction eliminates the possibility of mismatch in fitting of plugs in corresponding sockets
- The floating contacts in the sockets are self aligning and facilitates smooth plugging in without undue pressure (These can be easily removed for wiring )
- A provision for pilot pin facilitates mechanical interlocking in case of 63A ratings

**Human Safety**


Specially designed shroud to avoid accidental finger contact with plug-pins while inserting/removing the plug  
Similarly, the contact tubes in sockets are deeply recessed to avoid human contact

- The earthing pins ensure that earth connection is made first and broken last, being longer than conducting pins
- The visible earth terminals facilitate easy checking of earth connection
- The cable grip to the plug is made very strong by providing a compression gland and by protecting it at the point of entry by a strong rubber guard

**Applications**

Industrial, Commercial & Domestic portable equipments like Hand/Power Tools, Industrial Ovens, Welding Sets, Mobile Generators, Furnaces, Ships, Office Machines, Refrigerators, Coolers, Air-Conditioners, Overhead Cranes, Chilling Cabinets, Tile Polishers and Sewing Machines

**Plug**



Rating (A)	Poles Description	Voltage (V)	MOQ	Reference	Unit MRP [₹]
10	2P	250	30	AP10 <input checked="" type="checkbox"/>	208
20	2P	250	30	AP20 <input checked="" type="checkbox"/>	218
20	3P	440	30	BP20 <input checked="" type="checkbox"/>	290
30	3P	440	20	BP30 <input checked="" type="checkbox"/>	529
63	3P+N+E	440	4	CP63 <input checked="" type="checkbox"/>	2394

**Socket**



Rating (A)	Poles Description	Voltage (V)	MOQ	Reference	Unit MRP [₹]
10	2P	250	30	AS10 <input checked="" type="checkbox"/>	218
20	2P	250	30	AS20 <input checked="" type="checkbox"/>	256
20	3P	440	30	BS20 <input checked="" type="checkbox"/>	326
30	3P	440	20	BS30 <input checked="" type="checkbox"/>	561
63	3P+N+E	440	4	CS63 <input checked="" type="checkbox"/>	2536

Please contact Customer Care Center for Stockable and Non stockable status of references.

NORMAL STOCK ITEMS

W.E.F. January 27, 2020



## Introducing Facility Expert Energy - Our First Cloud Based EMS

### Your facility at your fingertips 24x7

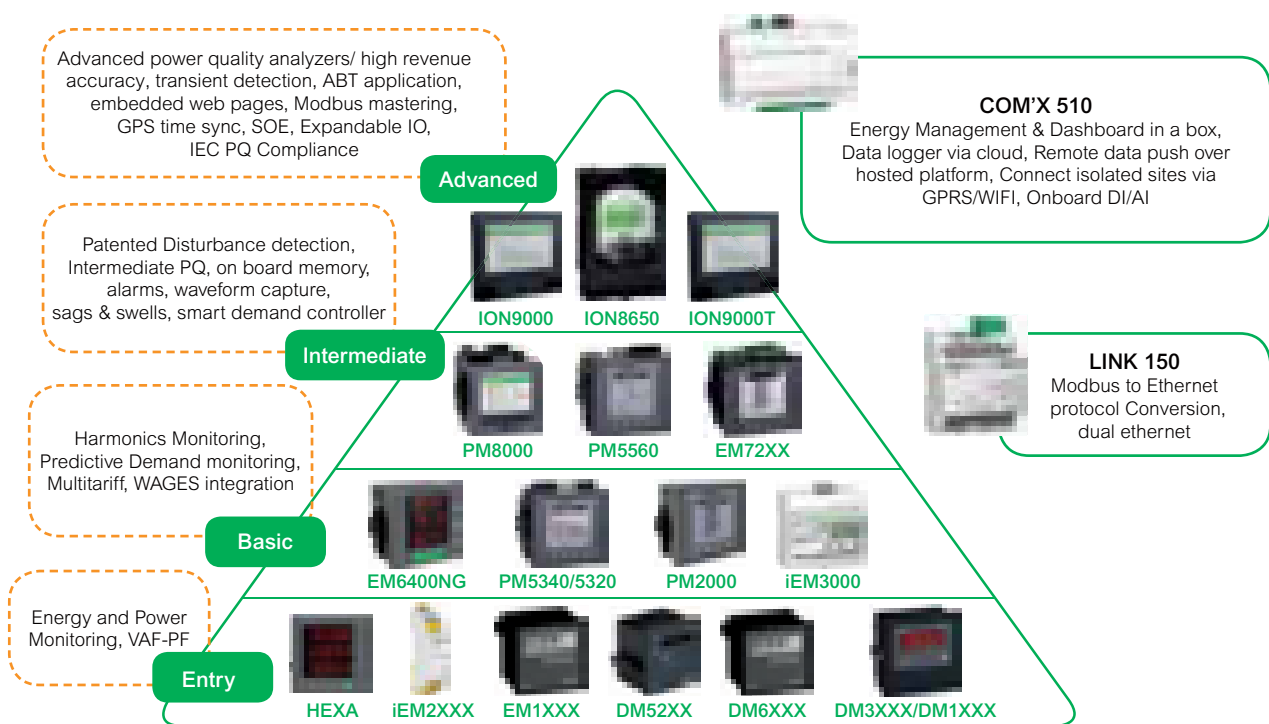
With EcoStruxure™ Facility Expert, you can leverage the latest cloud services and data acquisition technologies of your smart electrical distribution network to gain maximum control over your operations.

- Gain insights into energy consumption and asset status
- Improve control of energy costs
- Keep key assets up and running
- Increase maintenance efficiency



# Powering the Digital Future Today

## Discover Our Power Monitoring Solutions






Introducing World's Most Powerful  
PQ Analyser  
PowerLogic™ ION9000T

# 1. Tailored Offers for Specific Applications and Segments

## Branch Circuit Power Monitor

\*Price On Request



- > BCPM A/B/C variants
- > Split or solid core CTs
- > 24 / 36/ 42 / 48 / 72 / 84 channels configuration

### 1.1 BCPM

#### The BCPM Provides Data Center Managers with Information to

**Maximize uptime and avoid outages** through advanced alarming capabilities


- > Set sensitivity parameters so an alarm is triggered when current approaches any breaker limit
- > Alarms distinguish between past events and alarm states that are still occurring
- > Analyze the alarm history to assess areas that may need additional capacity to prevent issues

**Effectively plan future infrastructure needs** by providing historical usage data, to ensure that new infrastructure projects are sized correctly

- > Track usage at the circuit level
- > Develop reports on historical usage patterns
- > Use reporting to accurately predict future needs

**Easily allocate costs**

- > Allocate costs based on per rack energy consumption
- > Track usage patterns and determine areas of potential savings
- > Create ongoing reporting structures to effectively manage costs



### 1.2 Insulation Monitoring Devices

\*Price On Request

#### Vigilohm Range of Insulation Monitoring Devices

- > Guarantees process continuity in case of earth fault,
- > Improves staff and process safety, and
- > Optimizes maintenance.

**Can be used in 3 levels of insulation monitoring**

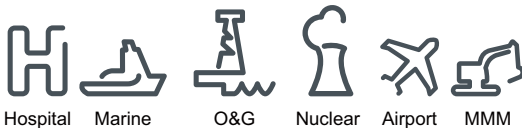
Level 1 : fault detection and signalling, manual fault location (all IMDs)

Level 2 : automatic fault location

Level 3 : feeder measurement + communication

**Key features**

- > Fault detection and signalling
- > Insulation resistance value display
- > Transformer monitoring (current and temperature)
- > Modbus communication
- > Alarm log
- > Insulation fault remote indicator (audible & visual)
- > Electrical fault (transformer overload or circuit breaker tripping ) remote indicator (audible & visual)
- > IEC 60364-4-41 : Electrical standards in buildings
- > IEC 60364-7-10 : Requirements for special installations or locations Medical locations.
- > IEC 61557-8 : Insulation Monitoring Devices in IT earthing arrangement
- > IEC 61557-9 : Equipment for insulation fault location in IT earthing arrangements



Hospital

Marine

O&G

Nuclear

Airport

MMM

Please contact Customer Care Center for Stockable and Non stockable status of references.

NORMAL STOCK ITEMS

W.E.F. January 27, 2020





# Discover the World's Most Accurate Advanced Power Quality Analyser

## PowerLogic™ ION9000 series

Meet the future of advanced power quality metering. Modular design, multiple mounting, communication options and flexible programming gives the ION9000 the incredible adaptability needed for the IoT-enabled future. At 0.1S it exceeds even the most stringent accuracy standards, unlocking significant new energy savings for an innovative competitive edge. More than a meter; the ION9000 is the exclusive powerhouse of critical power systems.

- Highest Active Accuracy: Class 0.1S as per IEC62053-22, third party certified
- Highest Sampling Rate: 1024 Samples / Cycle
- Transient capturing as short as 20µS @50Hz
- Disturbance Direction Detection (DDD): Upstream / Downstream
- Sag/ Swell monitoring with Waveform Capturing & Smart Event Analysis
- 2GB Onboard Memory with Cyber Security compliance
- Dual Ethernet and 02 RS485 port with Modbus Mastering
- International PQ standards - IEC 61000-4-30 Class A, IEC 62586 -1/2 PQI-S

## 2. High Accuracy, Specialized Solutions - for MV/LV Distribution



### 2.1 PowerLogic™ ION9000T NEW

\*Price On Request


- > High-speed transient detection with 10 MHz sampling, ability to measure up to 10 kV peak
- > Patented disturbance direction detection to identify event root cause
- > Unprecedented accuracy of 0.1S accuracy
- > Certified PQI-A (power quality instrument) complies with IEC 62586-1/-2
- > Modular, flexible, and adaptable
- > Secure protocol support and security event logging.
- > Onboard power quality analysis. Complies with: IEC61000-4-30 class A, IEC62586-1 / IEC62586-2, and verified by third-party lab certifications
- > Extended waveform capture
- > High-speed RMS data capture for in-depth analysis of any PQ disturbance
- > Smart power event analysis
- > ION programmability technology allowing tremendous flexibility
- > Protects your infrastructure investment now and in the future
- > Green Premium eco-mark.
- > Makes your power network safer, more reliable, efficient, and compliant.



### 2.2 PowerLogic™ ION9000 NEW

\*Price On Request

- > Summarize power quality, set targets, measure and verify results
- > Large Color Display with high resolution
- > Modbus Master functionality to read from downstream Modbus devices and view it via the front panel
- > Detect and capture transients as short as 20µs at 50Hz (17µs at 60 Hz)
- > Power quality compliance monitoring IEC 61000-4-30 Class A , test methods as per IEC 62586-1/2.
- > 2 GB of standard non-volatile memory.
- > Trend curves and short-term forecasting of upcoming values for better decisions
- > Disturbance direction detection with results captured in the event log, with a timestamp and certainty level
- > 50+ definable alarms to log critical event data, trigger waveform recording, or perform control function.
- > Trigger on any condition, with 1/2-cycle and 1-second response time.
- > Support protocol: Modbus, ION, DNP3, DLMS, SNMP, and IEC 61850.
- > Gateway functionality to access downstream meter's readings through ethernet
- > Time synchronization via GPS clock (RS-485) or IRIG-B (digital input) to ±1 millisecond.



Utility/ABT meter



8650

DLMS

### 2.3 PowerLogic™ ION 8800 / 8650

\*Price On Request

- > **Utility grade accurate metering** with IEC 62053-22/23 Class 0.2S with 1024 samples / cycle
- > **Power quality compliance monitoring** for IEC 61000-4-30 Class A/S, EN50160, IEC 61000-4-7, IEC 61000-4-15, IEEE 1159, IEEE 519
- > **Power quality measurements** with Individual Harmonics, sag – swell, transient detection, waveform analysis & logging
- > **Digital fault recording** by capturing voltage and current channels simultaneously for sub-cycle disturbances
- > **Complete communications** through IEC1107 optical port or the optional communications module that supports concurrent Ethernet, serial, and modem communications
- > **Transformer/line loss compensation** for system losses in real time directly in the meter
- > **Instrument transformer correction** to save money and improve accuracy by correcting for less accurate transformers.

Please contact Customer Care Center for Stockable and Non stockable status of references.

NORMAL STOCK ITEMS

W.E.F. January 27, 2020

## 2. High Accuracy, Specialized Solutions - for MV/LV Distribution



### 2.4 PowerLogic™ PM8000 Series Power Quality Analyser

- > Patent disturbance detection capability with Sag/Swell / Waveform capture technology
- > **Ideal** for high energy users
- > **Revenue accuracy** of Class 0.2S as per IEC 62053-22
- > **High Sampling rate** of 256 Samples / Cycle, Waveform recording, sag/swell monitoring
- > **Modbus Master** with Single RS485 port & Dual Ethernet
- > **512MB of standard** non-volatile memory for Data and event logging
- > **Harmonics Analysis** upto 63rd for Voltage & current
- > **GPS clock (RS485)** or IRIG-B (digital input)
- > **01 Serial port** (Modbus, ION, DNP3) , Dual Ethernet port (Modbus/TCP, ION TCP, DNP3 TCP, IEC 61850 )
- > **Standard Digital Input**, Expandable Digital IO, Analog IO

**\*Price On Request**

Please contact Customer Care Center for Stockable and Non stockable status of references.

NORMAL STOCK ITEMS

W.E.F. January 27, 2020



# Simplifying power quality, maximizing versatility

## PowerLogic™ PM8000 series Power Quality Analyser



- Higher Sampling Rate: 256 Samples / Cycle
- Disturbance Direction Detection (DDD): Upstream / Downstream
- Sag/ Swell monitoring with Waveform Capturing functionality
- High Active Accuracy: Class 0.2S as per IEC 62053-22
- Dual Ethernet and 01 RS485 port with Modbus Mastering
- International PQ standards - IEC 61000-4-30 Class S, IEC 62586 PQI-S

## 3. High Accuracy, ComPact, Power Meters - for HV/MV/LV Distribution



### 3.1 PowerLogic™ PM5000 Series Power Meters

- > **IEC 61557-12 IEC** for PMD (Power Measurement Devices)
- > **Accuracy** - Class 0.5S (PM51xx, PM53xx) and Class 0.2S (PM5560) - IEC Specifications
- > **4th CT** for neutral and ground current measurement (PM5560)
- > **Dual Ethernet** ports for daisy chain communication (PM5560)
- > **Internal webpage** (PM5560)
- > **Individual Harmonics** up-to 63rd (PM5560), 31st (PM53xx) & 15th (PM51xx) THD, TDD
- > **Multi-tariff** Schedules 4 tariffs (PM53xx) & 8 tariffs (PM5560)
- > **Two Relay outputs** for circuit breaker monitoring & control (PM5330, PM5340)
- > **Logging memory** (PM53xx, PM5560)
- > **Peak demand** with time stamping D/T for current and powers (PM53xx, PM5560)
- > **Demand prediction** based on sliding, fixed and rolling block, thermal methods (All models)
- > **Battery backed up** Real Time Clock (All models)
- > **Meter Insight-Through QR code**

Product	Description	Reference	Unit LP [₹]
PM 5560	CI0.2S, 2 Ethernet + 1 RS485 Port, 4th CT, Webpage, 63rd Harmonic (magnitude & direction), 52 alarms, 4 DI, 2 DO, 8 multi tariff, 128 samples / cycle	30003008D	59374
PM 5340	CI0.5S, 1 Ethernet, 31st harmonic, 2 DI, 2 DO, 2 RO, 35 Alarms, Data logging, 64samples / cycle	30003007D	34729
PM 5320	CI0.5S, 1 Ethernet, 31st harmonic, 2 DI, 2 DO, 35 Alarms, Data logging, 64samples / cycle	30003005D	32369



### 3.2 Smart Demand Controller - EM7200 Series

- > Accuracy **CL 0.2\*, 0.5S and Class 1.0** as per IEC 62053 21/22
- > **CE / UL** Certification as per IEC / UL61010 1 Ed 3
- > Versatile and fully user programmable, suitable for HT/LT with any CT/PT
- > 2 Digital inputs, **3 Form C Relay outputs** for control
- > **TOU** for time enabled tariff users and auto resetting of energy parameters - weekdays, weekends, public holidays & offs.
- > **Import / Export** option enables monitoring of bi-directional power flow (also called 4 - quadrant measurement)
- > Utility meter cross check
- > **19 demand profile** settings for optimal demand planning
- > THD and individual harmonics up-to 15th
- > **Predictive demand**, present demand, max demand with date/time stamp. 4 peaks and 4 lows

Product	Description	Reference	Unit LP [₹]
EM 7290	Demand Controller CI0.2* with RS485 Port	30002975	48866
EM 7280	Demand Controller CI0.5S with RS485 Port	30002198	38120
EM 7230	Demand Controller CI1 with RS485 Port	30002055	35187

\* Class 0.2S compliance available in 3ph,4w system

Please contact Customer Care Center for Stockable and Non stockable status of references.

NORMAL STOCK ITEMS

W.E.F. January 27, 2020



The easy choice for quality,  
value, and simplicity.

EasyLogic™ PM2000 series

- Active Accuracy - Class 0.5S/1.0 as per IEC62053-22/21
- Dual Sourcing - Utility or Solar or wind energy monitoring using the DI
- 12am (Configurable) Snapshot - Volt, Amp, Power & Energy
- Rate Counters - Configurable for Energy and KgCO2
- Expandable IO Module - Digital IO/Analog IO
- Calibration and Heart beat LED on the front display




**NEW**

## 3. High Accuracy, Specialized Solutions- for MV/LV Distribution

### 3.3 Easy Logic PM2000 Series

#### Multifunction Power and Energy meter with 12am snapshot and Rate counters (kgCO2 / Energy)



- > Energy Standard - Class 0.5S /1.0 as per IEC 62053-22 / 21
- > Power quality analysis with THD & Ind. harmonics up to 31st
  - IO module integration (optional) – Digital Input/ Output, Analog Input/ Output
  - Dual / Multi sourcing - Capable of monitoring Utility & Genset/ Solar/Wind energy using the Multitariff and Digital Input.
  - 12am (Configurable) Snapshot – Snapshot of Avg Volt, Avg Amp, Total active power & energy delivered as measured by the meter at 12am (Configurable) of every day.
  - Rate Counters – Configurable rate counters for displaying kgCO2 or energy cost.
  - Onboard Data Logging – Configurable logging up to 2 parameters
  - Per-phase, avg/ total of Volts, Amps, PF, THD, Hz, W, Wh, VA, VAh, VAR, VARh, Max Demand & Import / Export
  - Min/Max Monitoring with Date/Time stamping
  - Communication : Pulse output or RS485 port

Product	Description	Reference	Unit LP [₹]
PM2230	PM2230, LCD, RS485, Accuracy CI0.5S, 31st Ind.harmonics, 12am snap shot, kg CO2 and energy rate counters, Data logging	METSEPM2230D	24042
PM2220	PM2220, LCD, RS485, Accuracy CI1, 15th Ind.harmonics, 12am snap shot, kg CO2 and energy rate counters	METSEPM2220D	22118
PM2210	PM2210, LCD, Pulse Output, Accuracy CI1, 12am snap shot, kg CO2 and energy rate counters	METSEPM2210D	16213
PM2130	PM2130, LED, RS485, Accuracy CI0.5S, Ind. Harmonics up to 31st over communication, data logging	METSEPM2130D	23028
PM2K2DIDO*	Optional Digital IO card - 2 channel DI & DO for PM2000 Series	METSEPM2KDGTLIO22D	2732
PM2K1AIAO*	Optional Analog IO card - 1 channel AI & AO for PM2000 Series	METSEPM2KANLGIO11D	3239
PM2K2AIAO*	Optional Analog IO card - 2 channel AI & AO for PM2000 Series	METSEPM2KANLGIO22D	3946
PM2K2DI2RO*	Easylogic PM2x30 2DI2RO Module 2-IO	METSEPM2K2DI2ROD	Price On Request

\* Optional IO modules can be used for PM2230 & PM2130 models only. Maximum upto 1 module can be used per device at a time.

Please contact Customer Care Center for Stockable and Non stockable status of references.

NORMAL STOCK ITEMS

W.E.F. January 27, 2020

# The future of multifunction meters is here

The all-new Hexa Series and EM6400NG Series

All-New  
Hexa



All-New  
EM6400NG





## 4. India's Most Trusted, Reliable and Accurate Multifunction Meters



### 4.1 Conzerv EM6400NG Series, The Next Generation Workhorse Multifunction Energy meter with NextGen features like Harmonics & Min/Max Monitoring, Digital security

- > **Energy Standard** – Class 0.2/0.5S/1 as per IEC 62053-22 / 21
- > **Power quality analysis** with THD & individual harmonics upto 15th over communication
- > **13 different wiring** configuration scheme
- > **Volts, Amps, PF, THD, F, W, Wh, VA, VAh, Var, Varh, Runhrs, Onhrs, Interupts, Preloaded Demand & Import /Export**
- > **Min/Max Monitoring** with Date/Time stamping
- > **Calibration LED** and Heart beat LED for communication Status
- > **Communication** : POP or RS485 port

Product	Description	Reference	Unit LP [₹]
EM6400NG	Class accuracy C10.2, RS485 port	METSEEM6400NGRSCL2	26598
EM6400NG	Class accuracy C10.5S, RS485 port	METSEEM6400NGRSCL5	22219
EM6400NG	Class accuracy C11.0, RS485 port	METSEEM6400NGRSCL1 <input checked="" type="checkbox"/>	17538
EM6400NG	Class accuracy C10.5S, POP	METSEEM6400NGPOCL5	15193
EM6400NG	Class accuracy C11.0, POP	METSEEM6400NGPOCL1 <input checked="" type="checkbox"/>	13755

Old EM6400 Reference	Equivalent EM6400NG Reference
30002021	METSEEM6400NGPOCL1
30002065	METSEEM6400NGPOCL1
30002072	METSEEM6400NGPOCL1
30002081	METSEEM6400NGPOCL1
30002022	METSEEM6400NGPOCL5
30002034	METSEEM6400NGPOCL5
30002049	METSEEM6400NGPOCL5
30002050	METSEEM6400NGPOCL5
30002064	METSEEM6400NGPOCL5
30002085	METSEEM6400NGPOCL5
30002088	METSEEM6400NGPOCL5
30002002	METSEEM6400NGRSCL1
30002012	METSEEM6400NGRSCL1
30002077	METSEEM6400NGRSCL1
30002078	METSEEM6400NGRSCL1
30002246	METSEEM6400NGRSCL1
30002027	METSEEM6400NGRSCL2
30002066	METSEEM6400NGRSCL2
30002089	METSEEM6400NGRSCL2
30002097	METSEEM6400NGRSCL2
30002101	METSEEM6400NGRSCL2
30002102	METSEEM6400NGRSCL2
30002104	METSEEM6400NGRSCL2
30002106	METSEEM6400NGRSCL2
30002109	METSEEM6400NGRSCL2
30002257	METSEEM6400NGRSCL2
30002347	METSEEM6400NGRSCL2
30002911	METSEEM6400NGRSCL2

Old EM6400 Reference	Equivalent EM6400NG Reference
30002912	METSEEM6400NGRSCL2
30002913	METSEEM6400NGRSCL2
30002914	METSEEM6400NGRSCL2
30002915	METSEEM6400NGRSCL2
30002916	METSEEM6400NGRSCL2
30002917	METSEEM6400NGRSCL2
30002918	METSEEM6400NGRSCL2
30002919	METSEEM6400NGRSCL2
30002920	METSEEM6400NGRSCL2
30002921	METSEEM6400NGRSCL2
30002922	METSEEM6400NGRSCL2
30002923	METSEEM6400NGRSCL2
30002924	METSEEM6400NGRSCL2
30002925	METSEEM6400NGRSCL2
30002001	METSEEM6400NGRSCL5
30002019	METSEEM6400NGRSCL5
30002036	METSEEM6400NGRSCL5
30002040	METSEEM6400NGRSCL5
30002041	METSEEM6400NGRSCL5
30002042	METSEEM6400NGRSCL5
30002051	METSEEM6400NGRSCL5
30002056	METSEEM6400NGRSCL5
30002057	METSEEM6400NGRSCL5
30002069	METSEEM6400NGRSCL5
30002082	METSEEM6400NGRSCL5
30002083	METSEEM6400NGRSCL5

Please contact Customer Care Center for Stockable and Non stockable status of references.

NORMAL STOCK ITEMS

W.E.F. January 27, 2020

# 5. India's Most Trusted, Reliable and Accurate Multifunction Meters



## 5.1 Hexa Series EM64XXH and PM1130H Meters

### Load Managers, Power & Energy, Dual Source Multifunction meters

- > Energy Accuracy - Class 0.5 / 1.0 as per IEC 62053-22 / 21
- > Single and Multisource range of devices
- > Dual Sourcing with demand Monitoring, THD% for voltage & Current, 01 Relay Contact.
- > Configurable Favorite Page.
- > Sampling Rate of 32 Samples / Cycle.
- > Onsite Calibration Verification - Calibration LED.
- > Heart beat LED for communication status & meter healthiness.
- > Modus RS485 communication port.
- > Communication Disable from the front panel of the Meter.
- > Multi colored analog load bar with over load indication.
- > Configurable Password for secured setup of the device.

Product	Description	Reference	Unit LP [₹]
PM1130H	EASYLOGIC PM1130H Dual Source Power & Energy Meter, Class accuracy 0.5, 01 Relay Contact, 01 RS485 port	METSEPM1130HCL05RD	15378
EM6438H	CONZERV EM6438H Dual Power & Energy Meter, Class accuracy 0.5, 01 RS485 port	METSEEM6438HCL05RS	7553
EM6438H	CONZERV EM6438H Dual Power & Energy Meter, Class accuracy 1.0, 01 RS485 port	METSEEM6438HCL10RS	<input checked="" type="checkbox"/> 7012
EM6436H	CONZERV EM6436H VAF+ PF + Power & Energy Meter, Class accuracy 0.5, 01 RS485 port	METSEEM6436HCL05RS	11547
EM6436H	CONZERV EM6436H VAF+ PF + Power & Energy Meter, Class accuracy 1.0, 01 RS485 port	METSEEM6436HCL10RS	<input checked="" type="checkbox"/> 10059
EM6436H	CONZERV EM6436H VAF+ PF + Power & Energy Meter, Class accuracy 1.0	METSEEM6436HCL10NC	8606
EM6433H	CONZERV EM6433H A+ Power & Energy Meter, Class accuracy 0.5, 01 RS485 port	METSEEM6433HCL05RS	7005
EM6433H	CONZERV EM6433H A+ Power & Energy Meter, Class accuracy 1.0, 01 RS485 port	METSEEM6433HCL10RS	<input checked="" type="checkbox"/> 6599
EM6459H	CONZERV EM6459H VAF+ PF Digital Meter, Class accuracy 0.5, 01 RS485 port	METSEEM6459HCL05RS	7442
EM6459H	CONZERV EM6459H VAF+ PF Digital Meter, Class accuracy 1.0, 01 RS485 port	METSEEM6459HCL10RS	<input checked="" type="checkbox"/> 6981
EM6459H	CONZERV EM6459H VAF+ PF Digital Meter, Class accuracy 1.0	METSEEM6459HCL10NC	5453

Old EM64xx Reference	Equivalent Hexa Reference
30002277	METSEPM1130HCL05RD
30002278	METSEPM1130HCL05RD
30002306	METSEPM1130HCL05RD
30002351	METSEPM1130HCL05RD
30002438	METSEPM1130HCL05RD
30002305	METSEPM1130HCL05RD
30002437	METSEPM1130HCL05RD
30002026	METSEEM6438HCL10RS
30002269	METSEEM6438HCL05RS
30001999	METSEEM6436HCL10RS
30002892	METSEEM6436HCL10RS
30001994	METSEEM6436HCL10NC
30002295	METSEEM6436HCL10NC
30002893	METSEEM6436HCL10NC
30002015	METSEEM6436HCL05RS
30002203	METSEEM6436HCL05RS
30002204	METSEEM6436HCL05RS
30002205	METSEEM6436HCL05RS
30002201	METSEEM6436HCL05RS

Old EM64xx Reference	Equivalent Hexa Reference
30002930	METSEEM6436HCL05RS
30002931	METSEEM6436HCL05RS
30002932	METSEEM6436HCL05RS
30002933	METSEEM6436HCL05RS
30002016	METSEEM6433HCL10RS
30002031	METSEEM6433HCL10RS
30002000	METSEEM6433HCL05RS
30002336	METSEEM6433HCL05RS
30002436	METSEEM6433HCL05RS
30002926	METSEEM6433HCL05RS
30002927	METSEEM6433HCL05RS
30001804	METSEEM6459HCL10RS
30002008	METSEEM6459HCL10NC
30002220	METSEEM6459HCL05RS
30002221	METSEEM6459HCL05RS
30002224	METSEEM6459HCL05RS
30002934	METSEEM6459HCL05RS
30002935	METSEEM6459HCL05RS
30002936	METSEEM6459HCL05RS

\* Few references may not be the exact equivalent, Please contact local sales representative before ordering.

Please contact Customer Care Center for Stockable and Non stockable status of references.

NORMAL STOCK ITEMS

W.E.F. January 27, 2020



Stay on top of it  
with **PowerTag**


## Give your business a competitive edge with PowerTag wireless energy sensors

With PowerTag™, you can add innovation to any project with one simple action. Even in panels where space is at a premium, you can easily tag circuit breakers to help your customers reduce costs and improve efficiency.


Connected by EcoStruxure™ Power – Schneider's IoT-enabled, open, and interoperable architecture – PowerTag helps you delight your customers with a solution that's small in size but large in impact.

Monitor it. Secure it.\* **Tag it**

\* Secure it: As part of the Acti 9 communication system, PowerTag monitors loads and identifies load imbalances and overload levels before a trip occurs. PowerTag also alerts you to voltage losses, so you save time recovering your installation in the event of load downtime. An email alert means you can take preventive action thus avoiding potential downtime.



## 6. PowerTag - World's Smallest Energy Sensor



### 6.1 PowerTag for MCB

#### Monitor Your Energy

- > Real time U, V, I, P, PF
- > Active energy metering (Class 1 EN 61557-12) partial and total
- > Load balance overview for 3P

#### Improve your Maintenance

- > Pre Alarm on overload
- > Specific "alarms" for U, I, P
- > Alarm on feeder voltage loss

Product	Description	Reference	Unit LP [₹]
PowerTag	PowerTag Energy M63 1P+W	A9MEM1520	7502
PowerTag	PowerTag Energy M63 1P+N Top	A9MEM1521	7502
PowerTag	PowerTag Energy M63 1P+N Bottom	A9MEM1522	7502
PowerTag	PowerTag Energy M63 3P	A9MEM1540	14999
PowerTag	PowerTag Energy M63 3P+N Top	A9MEM1541	14999
PowerTag	PowerTag Energy M63 3P+N Bottom	A9MEM1542	14999
PowerTag	PowerTag Energy F63 1P+N	A9MEM1560	8243
PowerTag	PowerTag Energy F63 3P+N	A9MEM1570	16349



### 6.2 PowerTag for MCCB

- > Can also be installed in existing panels, designed to enhance the monitoring of your electrical assets
- > Simplifies the connectivity of individual breakers to a Building Management System (BMS) along with ease of installation
- > Visualize in real-time on your Smartphone or PC

Product	Description	Reference	Unit LP [₹]
PowerTag	ENERGY SENSOR POWERTAG NSX - 250A 3P	LV434020	26025
PowerTag	ENERGY SENSOR POWERTAG NSX - 250A 3P+N	LV434021	28523
PowerTag	ENERGY SENSOR POWERTAG NSX - 630A 3P	LV434022	44982
PowerTag	ENERGY SENSOR POWERTAG NSX - 630A 3P+N	LV434023	49266



### 6.3 Smartlink

- > Compliance to IEC/EN 61131-2
- > Protection Monitoring – Device Status and alarm notifications
- > Load Control / Switching through Contactors and Impulse Relays
- > Energy Monitoring through pulse meters
- > Alarm over email and analog sensors (temperature / humidity) with Smartlink Ethernet
- > Plug & Play – Pre fabricated cables and in built web pages
- > Rated Voltage: 24V DC

Product	Description	Reference	Unit LP [₹]
Smartlink	Smartlink Modbus	A9XMSB11	36049
Smartlink	Smartlink SI-D	A9XMWD20	23198
Smartlink	Smartlink SI-B	A9XMZA08	40163

Please contact Customer Care Center for Stockable and Non stockable status of references.

NORMAL STOCK ITEMS

W.E.F. January 27, 2020

## 6. PowerTag - World's Smallest Energy Sensor (cont.)

### 6.4 Communication Auxiliaries

Description	Reference	Unit LP [₹]
Mounting Kit for Din Rail	A9XMFA04	1460
Prefabricated Cables M	A9XCAM06	5392
Locking Clips for Multiclip 80	A9XMLA02	445
Connectors 5 Pin	A9XC2412	7429
Prefabricated Cables L	A9XCAL06	6132
Prefabricated Cables S	A9XCAS06	5339
SEMI - Prefabricated Cables U	A9XCAU06	3686


Please contact Customer Care Center for Stockable and Non stockable status of references.

NORMAL STOCK ITEMS

W.E.F. January 27, 2020

## 7. DIN Rail Mount Meters - Accurate, Flexible Power Meters

Schneider Electric's new DIN rail mount meters are ComPact, versatile, high performance devices that confirm to exacting IEC standards with the added benefits of being i. Easy to install ii. Easy to modify and iii. Easy to maintain




### 7.1 PowerLogic™ PM3200 Series CI 0.5S Power Meters MV / LV Distribution

- > **Know network health through** all measurement parameters (I, In, U, V, PQS, E, PF, Hz, THD)
- > **Four-quadrant metering to differentiate energy**
  - Target green technologies (delivered/received)
  - Help reduce utility penalties (active/reactive)
- > **Up to 4 different time slots to manage multiple tariffs**
  - Peak, off-peak, workday, weekend
- > **DI/DO provide access to other areas of the electrical network & allow for more applications**
  - WAGES counting, remote reset, tariff control and energy pulse outputs
  - status input (circuit breaker trip or panel door opening), DO alarm for sound or light alert
- > **Data logging (PM3255)**
  - Save last 32 days, last 20 weeks and last 13 months consumption data in separate registers
  - Longer historical record helps create an accurate load profile, making benchmarking and trending easier

Product	Description	Reference	Unit LP [₹]
PM 3255	Din rail Power meter Modbus	METSEPM3255	16553
PM 3210	Din rail Power meter pulse	METSEPM3210	15085

### 7.2 PowerLogic™ iEM3000 Series Class Meters - LV Distribution



iEM31xx: 63A direct connect - CI1.0  
iEM32xx: 1A / 5A CT connect - CI0.5S  
iEM33xx: 125A direct connect - CI1.0



iEM2010

iEM3110  
iEM3210  
iEM3310

- > Total kWh
- > Partial kWh + date and time of last reset
- > Pulse output up to 1000pulse/kWh
- > 1 Digital Out
- > Date and time of last reset
- > MID legal metrology certification

iEM3150  
iEM3250  
iEM3350

- > Modbus
- > Total kWh
- > Partial kWh + date and time of last reset
- > Self powered
- > By communication: kWh, A, V, kW, PF

iEM3165, 3175  
iEM3265, 3275

- > Total kWh, kVAh
- > Four quadrant
- > Partial kWh+ date and time of last reset
- > By communication: kWh, kVAh, P,Q, S, Kv, PF, 4 tariffs, digital input status, date/clock
- > 1 DI for circuit breaker status, input WAGES, 1 DO

### iEM 33xx - CI1.0 , Direct current 125 A , Din Rail Meter

Product	Description	Reference	Unit LP [₹]
iEM33xx	Three Phase, 125A Direct Current, Lonwork	A9MEM3375	21707
iEM33xx	Three Phase, 125A Direct Current, BACnet	A9MEM3365	20172
iEM33xx	Three Phase, 125A Direct Current, Modbus	A9MEM3350	17164
iEM33xx	Three Phase, 125A Direct Current, PulseO/P	A9MEM3310	16194

### Three phase CT Operated, Din Rail Meter / Direct Current-Three phase (upto 63A)

Product	iEM 32xx CI0.5S CT		iEM 31xx CI1.0 - Direct current	
	Reference	Unit LP [₹]	Reference	Unit LP [₹]
iEM 3x65	A9MEM3265	17486	A9MEM3165	16964
iEM 3x55	A9MEM3255	12256	A9MEM3155	13541
iEM 3x50	A9MEM3250	11492	A9MEM3150	12781
iEM 3x10	A9MEM3210	10528	A9MEM3110	11700

Please contact Customer Care Center for Stockable and Non stockable status of references.

NORMAL STOCK ITEMS

W.E.F. January 27, 2020

## 8. Ethernet Communication Gateways and Meters



### Com'X 510 Energy management in a box

- > Com'X 510 collects and stores consumption of WAGES (water, air, gas, electricity and steam) and environmental factors like temperature, humidity, and CO2 levels.
- > Its embedded energy management software provides immediate visibility of energy consumption that helps identify opportunities for saving energy and lowering power bills.
- > Users can analyze real-time and historical data, provide stakeholders with a comprehensive view of their energy usage.

### 8.1 Ethernet Communication Gateway Server / Converters

#### Com'X 510 Gateway Server



- > Dual Ethernet
- > Onboard storage
- > Wireless WiFi / GPRS Support
- > Cloud hosted platform
- > Local and Customized Web pages with trending and dashboard visualization
- > Modbus Gateway
- > On-Board 6 DI, 2 AI

#### LINK150 Protocol Converter



- > Protocol Converter from Modbus RS485 to TCP/IP
- > Two (2) Ethernet ports for daisy chain Ethernet
- > Setup through built-in web pages
- > HTTP, HTTPS, FTP, SMTP, IPV6 Support
- > 24V DC and/or POE power supply

Product	Description	Reference	Unit LP [₹]
Com'X510	Energy Gateway Server – EMS in a BOX	EBX510	47982
Link150	Protocol Converter	EGX150	29440

### 8.2 Ethernet – TCP/IP Protocol Meters & Accessories

Product	Description	Reference	Unit LP [₹]
ION Products	ION 8800, ION 8650, ION 9000T, ION 9000, PM8000 with Ethernet		On Request
PM 5560	Two Ethernet ports with single IP, CI0.2S, Web dashboard	30003008D	59374
PM 5340	One Ethernet port, 2 Digital Inputs, 2 Digital Outputs, 2 Relays	30003007D	34729
PM 5320	One Ethernet port, 2 Digital Inputs, 2 Digital Outputs	30003005D	32369

## Accessories for Power Monitoring

Description	Reference	Unit LP [₹]
Adaptor Plate 144X144 mm	30000089	89
ELF adaptor plate	30001808	56
DM52XX Tamper protection kit - Set of 36 nos in 01 KIT	METSEDM5240TK	1043

Please contact Customer Care Center for Stockable and Non stockable status of references.

NORMAL STOCK ITEMS

W.E.F. January 27, 2020

## 9. Specialized Small Form Factor Meters - ELF Series




### 9.1 ELF32xx Series - VAF, Power & Energy Meters

- > Accuracy CI1.0, CI0.5
- > Aux Supply - 80 to 270Vac
- > Size - 96X48mm
- > Parameters - VAF, W/VA/VAr/PF
  - a) ELF3259 - VAF meter
  - b) ELF3234 - W/VA/VAr/PF
  - c) ELF3234\_3 - W/VA/VAr & PF

Product	Description	Reference	Unit LP [₹]
ELF3234-3	ELF3234-3 CI0.5	30000619	6572
ELF3234	ELF3234 CI0.5	30000621	5625
ELF3259	ELF3259 CI0.5	30000620	2823
ELF3234-3	ELF3234-3 CI1.0	30000409	5250
ELF3234	ELF3234 CI1.0	30000859	4498
ELF3259	ELF3259 CI1.0	30000860	2252

## 10. Specialized Counter Energy Meters- Conzerv™ DM52xx




### 10.1 \*Conzerv™ DM52xx

- > Accuracy CI1.0, CI0.5
- > Pulse output – for effective WAGES tracking on EMS systems
- > 3P4W & 3P3W wiring options

Product	Description	Unit LP [₹]
DM5240	Energy Meter 3P4W CI1.0 POP <input checked="" type="checkbox"/>	4401
DM5240	Energy Meter 3P4W CI0.5 POP	5220
DM5230	Energy Meter 3P3W CI1.0 POP	4128
DM5230	Energy Meter 3P3W CI0.5 POP	4843

\*Reference code based on detailed specification, please check with local Representative

## 11. LCD Display Energy Meters & VAF+PF Meters



High durability, sleek LCD display energy & VAF+PF meters

### 11.1 EM1000 / EM1200 Series

- > Accuracy CI0.5, CI1.0
- > **Parameters** - KW, KWh & PF
- > **Pulse output** - for basic tracking on EMS systems
- > **RS 485** - for native integration into EMS


Product	Description	Reference	Unit LP [₹]
EM1200	EM1200 CI0.5 RS	30002572	4445
EM1000	EM1000 CI0.5 POP	30002571	3815
EM1200	EM1200 CI1.0 RS <input checked="" type="checkbox"/>	30002565	3663
EM1000	EM1000 CI1.0 POP <input checked="" type="checkbox"/>	30002568	3017

Please contact Customer Care Center for Stockable and Non stockable status of references.

NORMAL STOCK ITEMS

W.E.F. January 27, 2020





## 11.2 DM 6100 Series – VAF, PF Meters

- > Accuracy CI0.5, CI1.0
- > **DM6100** - VAF, PF meter
- > **DM6300** - VAF, PF meter with RS 485 port

Product	Description	Reference	Unit LP [₹]
DM6300	DM6300 CI0.5 RS	30002570	3698
DM6100	DM6100 CI0.5	30002569	2918
DM6300	DM6300 CI1.0 RS	30002566	3521
DM6100	DM6100 CI1.0	30002567	2780

## 12. CE compliance - Volt/Amp/ frequency meter



### 12.1 EasyLogic™ DM3000 / DM1000

- > **CE compliance** as per latest IEC 61010-1
- > **50Hz** or 60Hz
- > **AC or DC** control power
- > **LED indicators** for phase identification in 3-ph meters
- > **Plus all features** of Conzerv range DM3000 / DM1000

Product	Description	Reference	Unit LP [₹]
DM3210	Three phase Voltmeter CI0.5	30002965	2585
DM3110	Three phase Ammeter CI0.5	30002964	2585
DM1210	Single phase Voltmeter CI0.5	30002962	1754
DM1110	Single phase Ammeter CI0.5	30002961	1754
DM1310	Frequency meter CI0.2	30002963	1335

## 13. Just the Basics - Voltage / Ampere / Frequency Meters



### 13.1 Conzerv™ DM3000 / DM1000

#### Accuracy

- > Volts & Amps - CI 0.5/CI1.0
- > Frequency - 0.2
- > True RMS values

#### Bright red LED Display

- > Full 4 Digits, 0.1% Resolution
- > 14mm height, 7 segment

#### User-friendly

- > Auto exit from setup
- > Elegant ergonomic design
- > Intuitive dual function key
- > Bright LED indicators - Kilo & Phase indications for measured value

Product	Description	Reference	Unit LP [₹]
DM3210	Three phase Voltmeter CI0.5	30002462	2108
DM3110	Three phase Ammeter CI0.5	30002461	2108
DM3210	Three phase Voltmeter CI1.0	30002386	1684
DM3110	Three phase Ammeter CI1.0	30002385	1684
DM1210	Single phase Voltmeter CI0.5	30002460	1427
DM1110	Single phase Ammeter CI0.5	30002459	1427
DM1210	Single phase Voltmeter CI1.0	30002366	1060
DM1110	Single phase Ammeter CI1.0	30002365	1060
DM1310	Single phase Frequency CI0.2	30002367	1060

Please contact Customer Care Center for Stockable and Non stockable status of references.

☑ NORMAL STOCK ITEMS

W.E.F. January 27, 2020

# Introducing the world's most accurate Revenue meter with DLMS

DLMS

## PowerLogic™ ION8650-DLMS Next Generation Power Quality and ABT Meter

\*Price On Request



Utilities



Buildings



Industry

[se.com/in](http://se.com/in)



# VarPlus Box Xtreme

Built to perform in **Xtreme** conditions

- Designed for 60°C, offers 60% more life than products designed at 55°C
- Tested to perform 150,000 hrs life in standard operating conditions
- Xtreme inrush withstand of 350 x In
- Designed to work in Xtreme environments

[se.com/in](http://se.com/in)

# Power Factor Correction Products



## Can (Cylindrical) Type 440V Capacitors

Description	kVAr Rating	Minimum Ordering Quantity (No.)	Reference	Unit LP [₹]
<b>EasyCan (S Duty) 440V Range</b>				
MPP - Standard Duty Can 3Ph 1kVAr 440V 50Hz	1	3	MEHVCSDY010A44 <input checked="" type="checkbox"/>	456
MPP - Standard Duty Can 3Ph 2kVAr 440V 50Hz	2	3	MEHVCSDY020A44 <input checked="" type="checkbox"/>	634
MPP - Standard Duty Can 3Ph 3kVAr 440V 50Hz	3	3	MEHVCSDY030A44 <input checked="" type="checkbox"/>	952
MPP - Standard Duty Can 3Ph 4kVAr 440V 50Hz	4	3	MEHVCSDY040A44 <input checked="" type="checkbox"/>	1271
MPP - Standard Duty Can 3Ph 5kVAr 440V 50Hz	5	3	MEHVCSDY050A44 <input checked="" type="checkbox"/>	1212
MPP - Standard Duty Can 3Ph 7.5kVAr 440V 50Hz	7.5	3	MEHVCSDY075A44 <input checked="" type="checkbox"/>	1820
MPP - Standard Duty Can 3Ph 10kVAr 440V 50Hz	10	1	MEHVCSDY100A44 <input checked="" type="checkbox"/>	2127
MPP - Standard Duty Can 3Ph 12.5kVAr 440V 50Hz	12.5	1	MEHVCSDY125A44 <input checked="" type="checkbox"/>	2658
MPP - Standard Duty Can 3Ph 15kVAr 440V 50Hz	15	1	MEHVCSDY150A44 <input checked="" type="checkbox"/>	3188
MPP - Standard Duty Can 3Ph 20kVAr 440V 50Hz	20	1	MEHVCSDY200A44 <input checked="" type="checkbox"/>	4250
MPP - Standard Duty Can 3Ph 25kVAr 440V 50Hz	25	1	MEHVCSDY250A44 <input checked="" type="checkbox"/>	5314
<b>VarPlus Can (H Duty) 440V Range</b>				
MPP - Heavy Duty Can 3Ph 1kVAr 440V 50Hz	1	3	MEHVCHDY010A44 <input checked="" type="checkbox"/>	609
MPP - Heavy Duty Can 3Ph 2kVAr 440V 50Hz	2	3	MEHVCHDY020A44 <input checked="" type="checkbox"/>	953
MPP - Heavy Duty Can 3Ph 3kVAr 440V 50Hz	3	3	MEHVCHDY030A44 <input checked="" type="checkbox"/>	1430
MPP - Heavy Duty Can 3Ph 4kVAr 440V 50Hz	4	3	MEHVCHDY040A44 <input checked="" type="checkbox"/>	1906
MPP - Heavy Duty Can 3Ph 5kVAr 440V 50Hz	5	3	MEHVCHDY050A44 <input checked="" type="checkbox"/>	1933
MPP - Heavy Duty Can 3Ph 7.5kVAr 440V 50Hz	7.5	3	MEHVCHDY075A44 <input checked="" type="checkbox"/>	2901
MPP - Heavy Duty Can 3Ph 10kVAr 440V 50Hz	10	1	MEHVCHDY100A44 <input checked="" type="checkbox"/>	3628
MPP - Heavy Duty Can 3Ph 12.5kVAr 440V 50Hz	12.5	1	MEHVCHDY125A44 <input checked="" type="checkbox"/>	4536
MPP - Heavy Duty Can 3Ph 15kVAr 440V 50Hz	15	1	MEHVCHDY150A44 <input checked="" type="checkbox"/>	5441
MPP - Heavy Duty Can 3Ph 20kVAr 440V 50Hz	20	1	MEHVCHDY200A44 <input checked="" type="checkbox"/>	7256
MPP - Heavy Duty Can 3Ph 25kVAr 440V 50Hz	25	1	MEHVCHDY250A44 <input checked="" type="checkbox"/>	9069
MPP - Heavy Duty Can 3Ph 30kVAr 440V 50Hz	30	1	MEHVCHDY300A44 <input checked="" type="checkbox"/>	10882
MPP - Heavy Duty Can 3Ph 40kVAr 440V 50Hz (Single unit with IP00)	40	1	MEHVCHDY400A44 <input checked="" type="checkbox"/>	14137
MPP - Heavy Duty Can 3Ph 50kVAr 440V 50Hz (Single unit with IP00)	50	1	MEHVCHDY500A44 <input checked="" type="checkbox"/>	17672
<b>VarPlus Can (GH Duty) 440V Range</b>				
MPP - Gas Heavy Duty Can 3Ph 5kVAr 440V 50Hz	5	3	MEHVCGSF050A44 <input checked="" type="checkbox"/>	2040
MPP - Gas Heavy Duty Can 3Ph 7.5kVAr 440V 50Hz	7.5	3	MEHVCGSF075A44	3057
MPP - Gas Heavy Duty Can 3Ph 10kVAr 440V 50Hz	10	1	MEHVCGSF100A44 <input checked="" type="checkbox"/>	3771
MPP - Gas Heavy Duty Can 3Ph 12.5kVAr 440V 50Hz	12.5	1	MEHVCGSF125A44	4711
MPP - Gas Heavy Duty Can 3Ph 15kVAr 440V 50Hz	15	1	MEHVCGSF150A44 <input checked="" type="checkbox"/>	5652
MPP - Gas Heavy Duty Can 3Ph 20kVAr 440V 50Hz	20	1	MEHVCGSF200A44 <input checked="" type="checkbox"/>	7538
MPP - Gas Heavy Duty Can 3Ph 25kVAr 440V 50Hz	25	1	MEHVCGSF250A44 <input checked="" type="checkbox"/>	9421
MPP - Gas Heavy Duty Can 3Ph 30kVAr 440V 50Hz	30	1	MEHVCGSF300A44 <input checked="" type="checkbox"/>	11300
MPP - Gas Heavy Duty Can 3Ph 40kVAr 440V 50Hz (Single unit with IP00)	40	1	MEHVCGSF400A44	14629
MPP - Gas Heavy Duty Can 3Ph 50kVAr 440V 50Hz (Single unit with IP00)	50	1	MEHVCGSF500A44 <input checked="" type="checkbox"/>	18284

Please contact Customer Care Center for Stockable and Non stockable status of references.

NORMAL STOCK ITEMS

W.E.F. January 27, 2020

# Power Factor Correction Products



## Box (Square) Type 440V Capacitors


Description	kVAr Rating	Minimum Ordering Quantity (No.)	Reference	Unit LP [₹]
<b>VarPlus Box Xtreme H Duty 440V Range</b> <span style="color: green; font-weight: bold;">NEW</span>				
MPP - Xtreme Heavy Duty Box 3Ph 5kVAr 440V 50Hz	5	1	MEHVBHDY050A44 <input checked="" type="checkbox"/>	2552
MPP - Xtreme Heavy Duty Box 3Ph 7.5kVAr 440V 50Hz	7.5	1	MEHVBHDY075A44	3826
MPP - Xtreme Heavy Duty Box 3Ph 10kVAr 440V 50Hz	10	1	MEHVBHDY100A44 <input checked="" type="checkbox"/>	4358
MPP - Xtreme Heavy Duty Box 3Ph 12.5kVAr 440V 50Hz	12.5	1	MEHVBHDY125A44	5457
MPP - Xtreme Heavy Duty Box 3Ph 15kVAr 440V 50Hz	15	1	MEHVBHDY150A44 <input checked="" type="checkbox"/>	6547
MPP - Xtreme Heavy Duty Box 3Ph 20kVAr 440V 50Hz	20	1	MEHVBHDY200A44 <input checked="" type="checkbox"/>	8727
MPP - Xtreme Heavy Duty Box 3Ph 25kVAr 440V 50Hz	25	1	MEHVBHDY250A44 <input checked="" type="checkbox"/>	10910
MPP - Xtreme Heavy Duty Box 3Ph 30kVAr 440V 50Hz	30	1	MEHVBHDY300A44	13092
<b>VarPlus Box Energy (MD-XL) 440V Range</b>				
Energy - MD-XL Box 3Ph 5kVAr 440V 50 Hz	5	1	MEHVBENY050A44 <input checked="" type="checkbox"/>	4168
Energy - MD-XL Box 3Ph 7.5kVAr 440V 50 Hz	7.5	1	MEHVBENY075A44	6312
Energy - MD-XL Box 3Ph 10kVAr 440V 50 Hz	10	1	MEHVBENY100A44 <input checked="" type="checkbox"/>	7959
Energy - MD-XL Box 3Ph 12.5kVAr 440V 50Hz	12.5	1	MEHVBENY125A44	9954
Energy - MD-XL Box 3Ph 15kVAr 440V 50 Hz	15	1	MEHVBENY150A44 <input checked="" type="checkbox"/>	11925
Energy - MD-XL Box 3Ph 20kVAr 440V 50 Hz	20	1	MEHVBENY200A44 <input checked="" type="checkbox"/>	15900
Energy - MD-XL Box 3Ph 25kVAr 440V 50 Hz	25	1	MEHVBENY250A44 <input checked="" type="checkbox"/>	19906
<b>VarPlus Box APP 440V Range</b>				
APP - Box 3Ph 5kVAr 440V 50Hz	5	1	MEHVBAPP050A44 <input checked="" type="checkbox"/>	3772
APP - Box 3Ph 7.5kVAr 440V 50Hz	7.5	1	MEHVBAPP075A44 <input checked="" type="checkbox"/>	5659
APP - Box 3Ph 10kVAr 440V 50Hz	10	1	MEHVBAPP100A44 <input checked="" type="checkbox"/>	6619
APP - Box 3Ph 12.5kVAr 440V 50Hz	12.5	1	MEHVBAPP125A44 <input checked="" type="checkbox"/>	8275
APP - Box 3Ph 15kVAr 440V 50Hz	15	1	MEHVBAPP150A44 <input checked="" type="checkbox"/>	9931
APP - Box 3Ph 20kVAr 440V 50Hz	20	1	MEHVBAPP200A44 <input checked="" type="checkbox"/>	13241
APP - Box 3Ph 25kVAr 440V 50Hz	25	1	MEHVBAPP250A44 <input checked="" type="checkbox"/>	16551
APP - Box 3Ph 30kVAr 440V 50Hz	30	1	MEHVBAPP300A44	19897

Please contact Customer Care Center for Stockable and Non stockable status of references.

NORMAL STOCK ITEMS

W.E.F. January 27, 2020

# Power Factor Correction Products



## Detuned Filter Application Capacitors

Description	kVAR Rating	Minimum Ordering Quantity (No.)	Reference	Unit LP [₹]
<b>* Capacitors for 7%/5.7% , 440V Detuned Filter Application</b>				
<b>VarPlus Can (H Duty) 480V Range</b>				
MPP - Heavy Duty Can 3Ph 5.6kVAR 480V 50Hz	5.6	1	MEHVCHDY056A48 <input checked="" type="checkbox"/>	2164
MPP - Heavy Duty Can 3Ph 6.7kVAR 480V 50Hz	6.7	1	MEHVCHDY067A48	2590
MPP - Heavy Duty Can 3Ph 11.3kVAR 480V 50Hz	11.3	1	MEHVCHDY113A48 <input checked="" type="checkbox"/>	4094
MPP - Heavy Duty Can 3Ph 12.5kVAR 480V 50Hz	12.5	1	MEHVCHDY125A48	4529
MPP - Heavy Duty Can 3Ph 14.4kVAR 480V 50Hz	14.4	1	MEHVCHDY144A48	5223
MPP - Heavy Duty Can 3Ph 15.5kVAR 480V 50Hz	15.5	1	MEHVCHDY155A48	5621
MPP - Heavy Duty Can 3Ph 17kVAR 480V 50Hz	17	1	MEHVCHDY170A48 <input checked="" type="checkbox"/>	6168
MPP - Heavy Duty Can 3Ph 19kVAR 480V 50Hz	19	1	MEHVCHDY190A48	6893
MPP - Heavy Duty Can 3Ph 22.4kVAR 480V 50Hz	22.4	1	MEHVCHDY224A48 <input checked="" type="checkbox"/>	8125
MPP - Heavy Duty Can 3Ph 25kVAR 480V 50Hz	25	1	MEHVCHDY250A48 <input checked="" type="checkbox"/>	9070
MPP - Heavy Duty Can 3Ph 28.1kVAR 480V 50Hz	28.1	1	MEHVCHDY281A48 <input checked="" type="checkbox"/>	10184
MPP - Heavy Duty Can 3Ph 31.5kVAR 480V 50Hz	31.5	1	MEHVCHDY315A48 <input checked="" type="checkbox"/>	11417
<b>VarPlus Can (GH Duty) 480V Range</b>				
MPP - GasHeavy Duty Can 3Ph 5.6kVAR 480V 50Hz	5.6	1	MEHVCGSF056A48 <input checked="" type="checkbox"/>	2283
MPP - GasHeavy Duty Can 3Ph 6.7kVAR 480V 50Hz	6.7	1	MEHVCGSF067A48	2732
MPP - GasHeavy Duty Can 3Ph 11.3kVAR 480V 50Hz	11.3	1	MEHVCGSF113A48 <input checked="" type="checkbox"/>	4256
MPP - GasHeavy Duty Can 3Ph 12.5kVAR 480V 50Hz	12.5	1	MEHVCGSF125A48	4707
MPP - GasHeavy Duty Can 3Ph 14.4kVAR 480V 50Hz	14.4	1	MEHVCGSF144A48	5518
MPP - GasHeavy Duty Can 3Ph 15.5kVAR 480V 50Hz	15.5	1	MEHVCGSF155A48	5838
MPP - GasHeavy Duty Can 3Ph 17kVAR 480V 50Hz	17	1	MEHVCGSF170A48 <input checked="" type="checkbox"/>	6404
MPP - GasHeavy Duty Can 3Ph 22.4kVAR 480V 50Hz	22.4	1	MEHVCGSF224A48 <input checked="" type="checkbox"/>	8437
MPP - GasHeavy Duty Can 3Ph 25kVAR 480V 50Hz	25	1	MEHVCGSF250A48 <input checked="" type="checkbox"/>	9416
MPP - GasHeavy Duty Can 3Ph 28.1kVAR 480V 50Hz	28.1	1	MEHVCGSF281A48 <input checked="" type="checkbox"/>	10622
MPP - GasHeavy Duty Can 3Ph 31.5kVAR 480V 50Hz	31.5	1	MEHVCGSF315A48 <input checked="" type="checkbox"/>	11908
<b>VarPlus Box Xtreme H Duty 480V Range</b> <span style="background-color: green; color: white; padding: 2px;">NEW</span>				
MPP - Xtreme Heavy Duty Box 3Ph 5.6kVAR 480V 50Hz	5.6	1	MEHVBHDY056A48	2858
MPP - Xtreme Heavy Duty Box 3Ph 11.3kVAR 480V 50Hz	11.3	1	MEHVBHDY113A48 <input checked="" type="checkbox"/>	4931
MPP - Xtreme Heavy Duty Box 3Ph 14.4kVAR 480V 50Hz	14.4	1	MEHVBHDY144A48	6374
MPP - Xtreme Heavy Duty Box 3Ph 17kVAR 480V 50Hz	17	1	MEHVBHDY170A48	7416
MPP - Xtreme Heavy Duty Box 3Ph 22.4kVAR 480V 50Hz	22.4	1	MEHVBHDY224A48	9735
MPP - Xtreme Heavy Duty Box 3Ph 25kVAR 480V 50Hz	25	1	MEHVBHDY250A48 <input checked="" type="checkbox"/>	10868
MPP - Xtreme Heavy Duty Box 3Ph 28.1kVAR 480V 50Hz	28.1	1	MEHVBHDY281A48 <input checked="" type="checkbox"/>	12214
MPP - Xtreme Heavy Duty Box 3Ph 31.5kVAR 480V 50Hz	31.5	1	MEHVBHDY315A48	13691
<b>VarPlus Box Energy (MD-XL) 480V Range</b>				
Energy - MD-XL Box 3Ph 5.6kVAR 480V 50 Hz	5.6	1	MEHVBENY056A48	4663
Energy - MD-XL Box 3Ph 6.7kVAR 480V 50 Hz	6.7	1	MEHVBENY067A48	5633
Energy - MD-XL Box 3Ph 11.3kVAR 480V 50 Hz	11.3	1	MEHVBENY113A48 <input checked="" type="checkbox"/>	8991
Energy - MD-XL Box 3Ph 14.4kVAR 480V 50 Hz	14.4	1	MEHVBENY144A48	11465
Energy - MD-XL Box 3Ph 15.5kVAR 480V 50 Hz	15.5	1	MEHVBENY155A48	12460
Energy - MD-XL Box 3Ph 17kVAR 480V 50 Hz	17	1	MEHVBENY170A48	13535
Energy - MD-XL Box 3Ph 22.4kVAR 480V 50 Hz	22.4	1	MEHVBENY224A48	17836
Energy - MD-XL Box 3Ph 25.0kVAR 480V 50 Hz	25	1	MEHVBENY250A48	19914
Energy - MD-XL Box 3Ph 28.1kVAR 480V 50 Hz	28.1	1	MEHVBENY281A48 <input checked="" type="checkbox"/>	22383


\* Refer to Selection chart for Reactors & Capacitors available on page 245

Please contact Customer Care Center for Stockable and Non stockable status of references.

NORMAL STOCK ITEMS

W.E.F. January 27, 2020

# Power Factor Correction Products



## Detuned Filter Application Capacitors

Description	kVAr Rating	Minimum Ordering Quantity (No.)	Reference	Unit LP [₹]
<b>VarPlus Box APP 480V Range</b>				
APP - Box 3Ph 5.6kVAr 480V 50Hz	5.6	1	MEHVBAPP056A48 <input checked="" type="checkbox"/>	4219
APP - Box 3Ph 6.7kVAr 480V 50Hz	6.7	1	MEHVBAPP067A48	5105
APP - Box 3Ph 11.3kVAr 480V 50Hz	11.3	1	MEHVBAPP113A48 <input checked="" type="checkbox"/>	7491
APP - Box 3Ph 12.5kVAr 480V 50Hz	12.5	1	MEHVBAPP125A48	8287
APP - Box 3Ph 14.4kVAr 480V 50Hz	14.4	1	MEHVBAPP144A48	9546
APP - Box 3Ph 15.5kVAr 480V 50Hz	15.5	1	MEHVBAPP155A48	10263
APP - Box 3Ph 17kVAr 480V 50Hz	17	1	MEHVBAPP170A48	11284
APP - Box 3Ph 22.4kVAr 480V 50Hz	22.4	1	MEHVBAPP224A48 <input checked="" type="checkbox"/>	14867
APP - Box 3Ph 25kVAr 480V 50Hz	25	1	MEHVBAPP250A48 <input checked="" type="checkbox"/>	16555
APP - Box 3Ph 28.1kVAr 480V 50Hz	28.1	1	MEHVBAPP281A48 <input checked="" type="checkbox"/>	18606
APP - Box 3Ph 31.5kVAr 480V 50Hz	31.5	1	MEHVBAPP315A48	20859

### \* Capacitors for 7%/ 5.7%/ 14% , 440V Filter Application

<b>VarPlus Can (H Duty) 525V Range</b>				
MPP - Heavy Duty Can 3Ph 6.9kVAr 525V 50Hz	6.9	1	MEHVCHDY069A52 <input checked="" type="checkbox"/>	2670
MPP - Heavy Duty Can 3Ph 12.5kVAr 525V 50Hz	12.5	1	MEHVCHDY125A52 <input checked="" type="checkbox"/>	4532
MPP - Heavy Duty Can 3Ph 13.8kVAr 525V 50Hz	13.8	1	MEHVCHDY138A52 <input checked="" type="checkbox"/>	5004
MPP - Heavy Duty Can 3Ph 15.4kVAr 525V 50Hz	15.4	1	MEHVCHDY154A52 <input checked="" type="checkbox"/>	5583
MPP - Heavy Duty Can 3Ph 17.2kVAr 525V 50Hz	17.2	1	MEHVCHDY172A52	6239
MPP - Heavy Duty Can 3Ph 18.5kVAr 525V 50Hz	18.5	1	MEHVCHDY185A52	6708
MPP - Heavy Duty Can 3Ph 20.6kVAr 525V 50Hz	20.6	1	MEHVCHDY206A52 <input checked="" type="checkbox"/>	7469
MPP - Heavy Duty Can 3Ph 22.6kVAr 525V 50Hz	22.6	1	MEHVCHDY226A52	8195
MPP - Heavy Duty Can 3Ph 25kVAr 525V 50Hz	25	1	MEHVCHDY250A52 <input checked="" type="checkbox"/>	9069
MPP - Heavy Duty Can 3Ph 27.5kVAr 525V 50Hz	27.5	1	MEHVCHDY275A52	9975
MPP - Heavy Duty Can 3Ph 30.6kVAr 525V 50Hz	30.6	1	MEHVCHDY306A52 <input checked="" type="checkbox"/>	11098
MPP - Heavy Duty Can 3Ph 33.1kVAr 525V 50Hz	33.1	1	MEHVCHDY331A52 <input checked="" type="checkbox"/>	12052
MPP-Heavy Duty Can 3Ph 37.7 kVAr 525V 50Hz	37.7	1	MEHVCHDY377A52 <input checked="" type="checkbox"/>	13661

<b>VarPlus Can (GH Duty) 525V Range</b>				
MPP - GasHeavy Duty Can 3Ph 6.9kVAr 525V 50Hz	6.9	1	MEHVCGSF069A52	2820
MPP - GasHeavy Duty Can 3Ph 12.5kVAr 525V 50Hz	12.5	1	MEHVCGSF125A52	4723
MPP - GasHeavy Duty Can 3Ph 13.8kVAr 525V 50Hz	13.8	1	MEHVCGSF138A52	5214
MPP - GasHeavy Duty Can 3Ph 15.4kVAr 525V 50Hz	15.4	1	MEHVCGSF154A52	5780
MPP - GasHeavy Duty Can 3Ph 17.2kVAr 525V 50Hz	17.2	1	MEHVCGSF172A52	6506
MPP - GasHeavy Duty Can 3Ph 18.5kVAr 525V 50Hz	18.5	1	MEHVCGSF185A52	6960
MPP - GasHeavy Duty Can 3Ph 20.6kVAr 525V 50Hz	20.6	1	MEHVCGSF206A52 <input checked="" type="checkbox"/>	7791
MPP - GasHeavy Duty Can 3Ph 25kVAr 525V50Hz	25	1	MEHVCGSF250A52	9449
MPP - GasHeavy Duty Can 3Ph 27.5kVAr 525V50Hz	27.5	1	MEHVCGSF275A52	10403
MPP - GasHeavy Duty Can 3Ph 30.6kVAr 525V50Hz	30.6	1	MEHVCGSF306A52	11573
MPP - GasHeavy Duty Can 3Ph 33.1kVAr 525V50Hz	33.1	1	MEHVCGSF331A52 <input checked="" type="checkbox"/>	12520
MPP - GasHeavy Duty Can 3Ph 37.7kVAr 525V50Hz	37.7	1	MEHVCGSF377A52	14230


\* Refer to Selection chart for Reactors & Capacitors available on page 245

Please contact Customer Care Center for Stockable and Non stockable status of references.

NORMAL STOCK ITEMS

W.E.F. January 27, 2020

# Power Factor Correction Products



## Detuned Filter Application Capacitors

Description	kVAr Rating	Minimum Ordering Quantity (No.)	Reference	Unit LP [₹]
<b>VarPlus Box Xtreme H Duty 525V Range</b> <span style="color: green; font-weight: bold;">NEW</span>				
MPP - Xtreme Heavy Duty Box 3Ph 6.9kVAr 525V 50Hz	6.9	1	MEHVBHDY069A52	3007
MPP - Xtreme Heavy Duty Box 3Ph 12.5kVAr 525V 50Hz	12.5	1	MEHVBHDY125A52	5437
MPP - Xtreme Heavy Duty Box 3Ph 13.8kVAr 525V 50Hz	13.8	1	MEHVBHDY138A52	6013
MPP - Xtreme Heavy Duty Box 3Ph 15.4kVAr 525V 50Hz	15.4	1	MEHVBHDY154A52	6710
MPP - Xtreme Heavy Duty Box 3Ph 20.6kVAr 525V 50Hz	20.6	1	MEHVBHDY206A52 <input checked="" type="checkbox"/>	8978
MPP - Xtreme Heavy Duty Box 3Ph 25kVAr 525V 50Hz	25	1	MEHVBHDY250A52 <input checked="" type="checkbox"/>	10910
MPP - Xtreme Heavy Duty Box 3Ph 27.5kVAr 525V 50Hz	27.5	1	MEHVBHDY275A52	11994
MPP - Xtreme Heavy Duty Box 3Ph 30.6kVAr 525V 50Hz	30.6	1	MEHVBHDY306A52	13304
MPP - Xtreme Heavy Duty Box 3Ph 33.1kVAr 525V 50Hz	33.1	1	MEHVBHDY331A52 <input checked="" type="checkbox"/>	14439
MPP - Xtreme Heavy Duty Box 3Ph 37.7kVAr 525V 50Hz	37.7	1	MEHVBHDY377A52	16390
<b>VarPlus Box Energy (MD - XL) 525V Range</b>				
Energy - MD-XL Box 3Ph 6.9kVAr 525V 50 Hz	6.9	1	MEHVBENY069A52	5745
Energy - MD-XL Box 3Ph 12.5kVAr 525V 50 Hz	12.5	1	MEHVBENY125A52	10038
Energy - MD-XL Box 3Ph 13.8kVAr 525V 50 Hz	13.8	1	MEHVBENY138A52	10989
Energy - MD-XL Box 3Ph 20.6kVAr 525V 50 Hz	20.6	1	MEHVBENY206A52	16379
Energy - MD-XL Box 3Ph 25kVAr 525V 50 Hz	25	1	MEHVBENY250A52	19892
Energy - MD-XL Box 3Ph 30.6kVAr 525V 50 Hz	30.6	1	MEHVBENY306A52	24337
Energy - MD-XL Box 3Ph 33.1kVAr 525V 50 Hz	33.1	1	MEHVBENY331A52 <input checked="" type="checkbox"/>	26314
Energy - MD-XL Box 3Ph 37.7kVAr 525V 50 Hz	37.7	1	MEHVBENY377A52	30269
<b>VarPlus Box APP 525V Range</b>				
APP - Box 3Ph 6.9kVAr 525V 50Hz	6.9	1	MEHVBAPP069A52	5198
APP - Box 3Ph 12.5kVAr 525V 50Hz	12.5	1	MEHVBAPP125A52	8276
APP - Box 3Ph 13.8kVAr 525V 50Hz	13.8	1	MEHVBAPP138A52	9133
APP - Box 3Ph 15.4kVAr 525V 50Hz	15.4	1	MEHVBAPP154A52	10192
APP - Box 3Ph 17.2kVAr 525V 50Hz	17.2	1	MEHVBAPP172A52	11406
APP - Box 3Ph 20.6kVAr 525V 50Hz	20.6	1	MEHVBAPP206A52 <input checked="" type="checkbox"/>	13641
APP - Box 3Ph 22.6kVAr 525V 50Hz	22.6	1	MEHVBAPP226A52	15137
APP - Box 3Ph 25kVAr 525V 50Hz	25	1	MEHVBAPP250A52 <input checked="" type="checkbox"/>	16557
APP - Box 3Ph 27.5kVAr 525V 50Hz	27.5	1	MEHVBAPP275A52	18211
APP - Box 3Ph 30.6kVAr 525V 50Hz	30.6	1	MEHVBAPP306A52	20497
APP - Box 3Ph 33.1kVAr 525V 50Hz	33.1	1	MEHVBAPP331A52 <input checked="" type="checkbox"/>	21917
APP - Box 3Ph 37.7kVAr 525V 50Hz	37.7	1	MEHVBAPP377A52	25253

Refer to Selection chart for Reactors & Capacitors available on page 245

Please contact Customer Care Center for Stockable and Non stockable status of references.

NORMAL STOCK ITEMS

W.E.F. January 27, 2020





# VarPlus MAX Detuned Reactors

MAXimize Efficiency  
MAXimize Savings



# PFC - Detuned Reactors



## VarPlus MAX Detuned Reactors

- **MAXimize your selection**
  - Wide range available in Aluminium windings (Copper windings option available On Request)
- **MAXimize your OPEX optimization**
  - Up to 30% lower losses to reduce your OPEX
- **MAXimize your thermal efficiency**
  - Up to 20% lower working temperatures
- **MAXimize your operational efficiency**
  - Design current up to 1.3 x Rated Current
  - Saturation current limit up to 2.0 x Rated Current
  - Designed for Harsh environments (Maximum voltage harmonic limit up to 9%)

## Detuned Reactor 440V Range

Description	kVAr Rating	Minimum Ordering Quantity (No.)	Reference	Unit LP [₹]
<b>VarPlus MAX Detuned Reactor 5.7%, 440V Range</b>				
VarPlus MAX AL Detuned reactor 5 kVAr 440V 5.7 % 50Hz	5	1	LVR05050A44LO	10549
VarPlus MAX AL Detuned reactor 10 kVAr 440V 5.7 % 50Hz	10	1	LVR05100A44LO	15249
VarPlus MAX AL Detuned reactor 12.5 kVAr 440V 5.7 % 50Hz	12.5	1	LVR05125A44LO	17438
VarPlus MAX AL Detuned reactor 15 kVAr 440V 5.7 % 50Hz	15	1	LVR05150A44LO	19118
VarPlus MAX AL Detuned reactor 20 kVAr 440V 5.7 % 50Hz	20	1	LVR05200A44LO	20292
VarPlus MAX AL Detuned reactor 25 kVAr 440V 5.7 % 50Hz	25	1	LVR05250A44LO	18760
VarPlus MAX AL Detuned reactor 50 kVAr 440V 5.7 % 50Hz	50	1	LVR05500A44LO	31371
VarPlus MAX AL Detuned reactor 100 kVAr 440V 5.7 % 50Hz	100	1	LVR05X00A44LO	63649
<b>VarPlus MAX Detuned Reactor 7%, 440V Range</b>				
VarPlus MAX AL Detuned reactor 5 kVAr 440V 7% 50Hz	5	1	LVR07050A44LO <input checked="" type="checkbox"/>	9114
VarPlus MAX AL Detuned reactor 10 kVAr 440V 7% 50Hz	10	1	LVR07100A44LO <input checked="" type="checkbox"/>	13172
VarPlus MAX AL Detuned reactor 12.5 kVAr 440V 7% 50Hz	12.5	1	LVR07125A44LO <input checked="" type="checkbox"/>	15062
VarPlus MAX AL Detuned reactor 15 kVAr 440V 7% 50Hz	15	1	LVR07150A44LO <input checked="" type="checkbox"/>	15972
VarPlus MAX AL Detuned reactor 20 kVAr 440V 7% 50Hz	20	1	LVR07200A44LO <input checked="" type="checkbox"/>	16953
VarPlus MAX AL Detuned reactor 25 kVAr 440V 7% 50Hz	25	1	LVR07250A44LO <input checked="" type="checkbox"/>	14945
VarPlus MAX AL Detuned reactor 50 kVAr 440V 7% 50Hz	50	1	LVR07500A44LO <input checked="" type="checkbox"/>	26189
VarPlus MAX AL Detuned reactor 75 kVAr 440V 7% 50Hz	75	1	LVR07750A44LO <input checked="" type="checkbox"/>	40848
VarPlus MAX AL Detuned reactor 100 kVAr 440V 7% 50Hz	100	1	LVR07X00A44LO <input checked="" type="checkbox"/>	52909
<b>VarPlus MAX Detuned Reactor 14%, 440V Range</b>				
VarPlus MAX AL Detuned reactor 10 kVAr 440V 14 % 50Hz	10	1	LVR14100A44LO	14152
VarPlus MAX AL Detuned reactor 15 kVAr 440V 14 % 50Hz	15	1	LVR14150A44LO	24383
VarPlus MAX AL Detuned reactor 25 kVAr 440V 14 % 50Hz	25	1	LVR14250A44LO <input checked="" type="checkbox"/>	25933
VarPlus MAX AL Detuned reactor 50 kVAr 440V 14 % 50Hz	50	1	LVR14500A44LO <input checked="" type="checkbox"/>	43256
VarPlus MAX AL Detuned reactor 100 kVAr 440V 14 % 50Hz	100	1	LVR14X00A44LO	89453

Please contact Customer Care Center for Stockable and Non stockable status of references.

NORMAL STOCK ITEMS

W.E.F. January 27, 2020



# Introducing VarPlus MAX Copper Wound Reactors



# Copper Wound Detuned Reactor



## VarPlus Copper Detuned Reactors

- **MAXimize your selection**
  - Wide range available in Copper windings.
- **MAXimize your OPEX optimization**
  - Up to 30% lower losses to reduce your OPEX
- **MAXimize your thermal efficiency**
  - Up to 20% lower working temperatures
- **MAXimize your operational efficiency**
  - Design current up to 1.3 x Rated Current
  - Saturation current limit up to 2.0 x Rated Current
  - Designed for Harsh environments (Maximum voltage harmonic limit up to 9%)

## Copper Wound Detuned Reactor 440V Range

Description	kVAr Rating	Minimum Ordering Quantity (No.)	Reference	Unit LP [₹]
<b>Varplus Copper Detuned Reactor 5.7%, 440V Range</b>				
DetunedReactor CU 5kVAr 440V 5.7% 50Hz	5	1	LVR05050A44CU	11721
DetunedReactor CU 10kVAr 440V 5.7% 50Hz	10	1	LVR05100A44CU	17679
DetunedReactor CU 12.5kVAr 440V 5.7% 50Hz	12.5	1	LVR05125A44CU	21902
DetunedReactor CU 15kVAr 440V 5.7% 50Hz	15	1	LVR05150A44CU	25010
DetunedReactor CU 20kVAr 440V 5.7% 50Hz	20	1	LVR05200A44CU	26546
DetunedReactor CU 25kVAr 440V 5.7% 50Hz	25	1	LVR05250A44CU	26676
DetunedReactor CU 50kVAr 440V 5.7% 50Hz	50	1	LVR05500A44CU	44607
DetunedReactor CU 100kVAr 440V 5.7% 50Hz	100	1	LVR05X00A44CU	83264
<b>Varplus Copper Detuned Reactor 7%, 440V Range</b>				
DetunedReactor CU 5kVAr 440V 7% 50Hz	5	1	LVR07050A44CU	10275
DetunedReactor CU 10kVAr 440V 7% 50Hz	10	1	LVR07100A44CU	16788
DetunedReactor CU 12.5kVAr 440V 7% 50Hz	12.5	1	LVR07125A44CU	19290
DetunedReactor CU 15kVAr 440V 7% 50Hz	15	1	LVR07150A44CU	20356
DetunedReactor CU 20kVAr 440V 7% 50Hz	20	1	LVR07200A44CU	21608
DetunedReactor CU 25kVAr 440V 7% 50Hz	25	1	LVR07250A44CU	24909
DetunedReactor CU 50kVAr 440V 7% 50Hz	50	1	LVR07500A44CU	42365
DetunedReactor CU 100kVAr 440V 7% 50Hz	100	1	LVR07X00A44CU	77808
<b>Varplus Copper Detuned Reactor 14%, 440V Range</b>				
DetunedReactor CU 10kVAr 440V 14% 50Hz	10	1	LVR14100A44CU	20510
DetunedReactor CU 15kVAr 440V 14% 50Hz	15	1	LVR14150A44CU	30155
DetunedReactor CU 25kVAr 440V 14% 50Hz	25	1	LVR14250A44CU	39896
DetunedReactor CU 50kVAr 440V 14% 50Hz	50	1	LVR14500A44CU	66548
DetunedReactor CU 100kVAr 440V 14% 50Hz	100	1	LVR14X00A44CU	117020

Please contact Customer Care Center for Stockable and Non stockable status of references.

NORMAL STOCK ITEMS

W.E.F. January 27, 2020

# Selection of capacitor (kVAr & Voltage) for Detuned filter Application

Effective kVAr output of Detuned Filter @ 440V	Selection of 480V capacitors for 7%/ 5.7% detuned Reactor for 440V	Selection of 525V capacitors for 7%/ 5.7% detuned Reactor for 440V	Selection of 525V capacitors for 14% detuned Reactor for 440V
5	5kVAr 7%/5.7% Reactor + 5.6kVAr, 480V Capacitor	5kVAr 7%/5.7% Reactor + 6.9kVAr, 525V Capacitor	5kVAr 14% Reactor + 6.9kVAr, 525V Capacitor
10	10kVAr 7%/5.7% Reactor + 11.3kVAr, 480V Capacitor	10kVAr 7%/5.7% Reactor + 13.8kVAr, 525V Capacitor	10kVAr 14% Reactor + 12.5kVAr, 525V Capacitor
12.5	12.5kVAr 7%/5.7% Reactor + 14.4kVAr, 480V Capacitor	12.5kVAr 7%/5.7% Reactor + 17.2kVAr, 525V Capacitor	12.5kVAr 14% Reactor + 15.4kVAr, 525V Capacitor
15	15kVAr 7%/5.7% Reactor + 17kVAr, 480V Capacitor	15kVAr 7%/5.7% Reactor + 20.6kVAr, 525V Capacitor	15kVAr 14% Reactor + 18.5kVAr, 525V Capacitor
20	20kVAr 7%/5.7% Reactor + 22.4kVAr, 480V Capacitor	20kVAr 7%/5.7% Reactor + 27.5kVAr, 525V Capacitor	20kVAr 14% Reactor + 25kVAr, 525V Capacitor
25	25kVAr 7%/5.7% Reactor + 28.1kVAr, 480V Capacitor	25kVAr 7%/5.7% Reactor + 33.1kVAr, 525V Capacitor	25kVAr 14% Reactor + 30.6kVAr, 525V Capacitor
50	50kVAr 7%/5.7% Reactor + 2 x 28.1kVAr, 480V Capacitor	50kVAr 7%/5.7% Reactor + 2 x 33.1kVAr, 525V Capacitor	50kVAr 14% Reactor + 2 x 30.6kVAr, 525V Capacitor
75	75kVAr 7%/5.7% Reactor + 3 x 28.1kVAr, 480V Capacitor	75kVAr 7%/5.7% Reactor + 3 x 33.1kVAr, 525V Capacitor	75kVAr 14% Reactor + 3 x 30.6kVAr, 525V Capacitor
100	100kVAr 7%/5.7% Reactor + 4 x 28.1kVAr, 480V Capacitor	100kVAr 7%/5.7% Reactor + 4 x 33.1kVAr, 525V Capacitor	100kVAr 14% Reactor + 4 x 30.6kVAr, 525V Capacitor

Please contact Customer Care Center for Stockable and Non stockable status of references.

NORMAL STOCK ITEMS


W.E.F. January 27, 2020

# VarPlus Logic APFC relay

- Automatic Initialization & sequence detection
- Measurement of Step kVAr & THDv up to 19th
- RS485 port as default feature
- 4 Quadrant measurement
- Dual Cos phi settings for two source operation



# Power Factor Correction Products



## APFC Relays

Description	No. of Step	Minimum Ordering Quantity (No.)	Reference	Unit LP [₹]
<b>Varlogic APFC Relays - Classic Range</b>				
RT6 , 6 step, 440V, 5A	6	1	51207 <input checked="" type="checkbox"/>	14953
RT8 , 8 step, 440V, 5A	8	1	51209 <input checked="" type="checkbox"/>	19381
RT12 , 12 step, 440V, 5A	12	1	51213 <input checked="" type="checkbox"/>	22485
<b>VarPlus Logic APFC Relays - Advanced Range</b>				
VPL06, 6 step LCD Display , 90V - 550V 50/60Hz 1A/5A with RS485	6	1	VPL06N <input checked="" type="checkbox"/>	33310
VPL12, 12 step LCD Display , 90V - 550V 50/60Hz 1A/5A with RS485	12	1	VPL12N <input checked="" type="checkbox"/>	35968

## Capacitor Duty Contactor



Nominal Reactive Power 440V	Auxiliary Contacts	Reference	Unit MRP [₹]
<b>LC1-D•K - with Damping Resistors &amp; Block of Early Make poles</b>			
12.5 kVar	1NO + 2NC	LC1DFK*	2935
16.7 kVar	1NO + 2NC	LC1DGK*	4120
20 kVar	1NO + 2NC	LC1DLK*	4630
25 kVar	1NO + 2NC	LC1DMK*	5080
33.3 kVar	1 NO + 2NC	LC1DPK*	11060
40 kVar	1NO + 2NC	LC1DTK*	15240
60 kVar	1NO + 2NC	LC1DWK12*	17155

#Contactor recommended upto 6 steps. For over 6 steps it is recommended to use chokes

\* Reference to be completed by adding coil voltage code

### \* Coil Voltage Code

VOLTAGE	110	220
LC1DFK....DWK, 50/60Hz	F7	M7

**Note:** For ordering contactors with other coil voltages & frequencies, please add ₹ 190/- to the unit price of the standard contactor of the same rating.

Please contact Customer Care Center for Stockable and Non stockable status of references.

NORMAL STOCK ITEMS

W.E.F. January 27, 2020

# Power Factor Correction Equipment - VarSet



## Reliable

- > Achieves Target set PF
- > Reduces demand kVA
- > Eliminates PF Penalty
- > Highest output to steps ratio "ø"
- > Fuel savings in DG

## Safe

- > 3ph simultaneous PSD
- > Burst proof capacitors
- > Detuned Reactors- No Harmonic Amplification
- > Minimum switching transient

## Embedded Intelligence

- > Auto start, Auto detection, Auto polarity check, Auto c/k
- > Thermal intelligence
- > Harmonic intelligence
- > Asset management and performance
- > PQ Disturbance detection (Optional)

## Digitize

- > Flexible to move to connected world
- > Web page monitor facility through Schneider Gateway devices (Optional)
- > Seam less integration with PME, PSE

## Quality of construction

- > Compliance to IEC 61921 and Indian Standards.
- > Stringent quality control measures
- > Best Engineering practices
- > Best thermal design for heat dissipation



ISO 9001 ISO 14001  
ISO 50001



IGBC Green building  
Gold medal



IEC



RoHS



REACH



Indian Standards

Please contact Customer Care Center for Stockable and Non stockable status of references.

NORMAL STOCK ITEMS

W.E.F. January 27, 2020



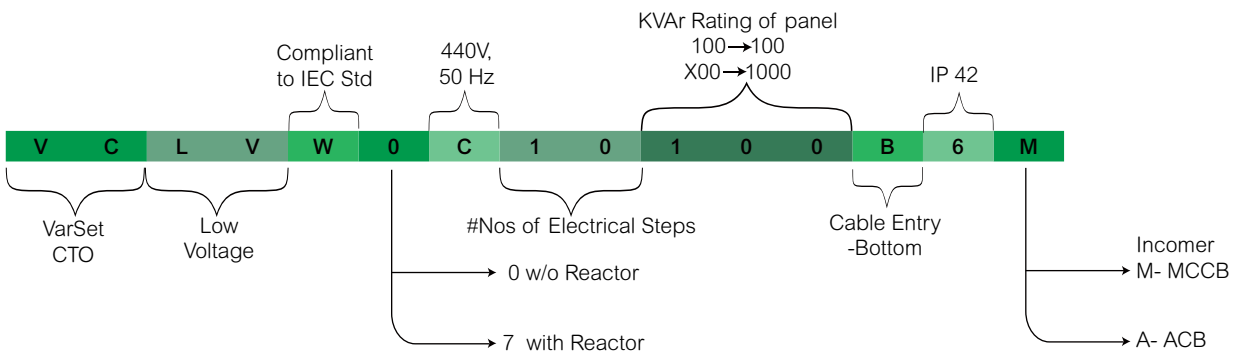
# Power Factor Correction Equipment - VarSet

## VarSet LV APFC panels without reactors



Panel Ratings	Step Configuration in kVAr	Cat Reference No.	Dimensions (In mm) W x D x H	Unit LP [₹]
<b>Incomer MCCB</b>				
100	3x10kVAr + 1x20kVAr + 1x50kVAr	VCLVW0C10100B6M	800 x 800 x 2325	On Request
125	2x12.5kVAr + 2x25kVAr + 1x50kVAr	VCLVW0C10125B6M	800 x 800 x 2325	On Request
150	2x12.5kVAr + 1x25kVAr + 2x50kVAr	VCLVW0C12150B6M	800 x 800 x 2325	On Request
200	2x12.5kVAr + 1x25kVAr + 3x50kVAr	VCLVW0C16200B6M	800 x 800 x 2325	On Request
250	2x12.5kVAr + 1x25kVAr + 4x50kVAr	VCLVW0C20250B6M	1200 x 800 x 2325	On Request
300	2x12.5kVAr + 1x25kVAr + 5x50kVAr	VCLVW0C24300B6M	1200 x 800 x 2325	On Request
350	2x12.5kVAr + 1x25kVAr + 6x50kVAr	VCLVW0C28350B6M	1200 x 800 x 2325	On Request
400	2x25kVAr + 3x50kVAr + 2x100kVAr	VCLVW0C16400B6M	1200 x 800 x 2325	On Request
500	2x25kVAr + 3x50kVAr + 3x100kVAr	VCLVW0C20500B6M	1200 x 800 x 2325	On Request
<b>Incomer ACB</b>				
500	2x25kVAr + 3x50kVAr + 3x100kVAr	VCLVW0C20500B6A	1200 x 800 x 2325	On Request
600	2x25kVAr + 3x50kVAr + 4x100kVAr	VCLVW0C24600B6A	1400 x 800 x 2325	On Request
700	2x25kVAr + 3x50kVAr + 5x100kVAr	VCLVW0C28700B6A	1400 x 800 x 2325	On Request
750	2x25kVAr + 4x50kVAr + 5x100kVAr	VCLVW0C30750B6A	1400 x 800 x 2325	On Request
800	2x25kVAr + 3x50kVAr + 6x100kVAr	VCLVW0C32800B6A	2000 x 800 x 2325	On Request
900	2x25kVAr + 3x50kVAr + 7x100kVAr	VCLVW0C36900B6A	2000 x 800 x 2325	On Request
1000	2x25kVAr + 1x50kVAr + 9x100kVAr	VCLVW0C40X00B6A	2000 x 800 x 2325	On Request

## Cat Reference Creation



<b>Product offer:</b> VarSet LV APFC panels with 7% / without Reactors  Ratings = 100kVAr to 1000kVAr Capacitor = MPP HD Can 440/480V, with 3ph simultaneous PSD	<b>General Features:</b> System voltage = 440V Frequency = 50Hz Phase = 3 Design = Modular IP = IP42 Switching = Random	<b>Incomer:</b> Upto 350kVAr = MCCB, 36kA From 350 to 500kVAr = MCCB, 50kA From 500 to 1000kVAr = ACB, 65kA Step protection = MCCBs, 36kA	<b>Switching:</b> Capacitor duty Contactor - without Reactor design Power Contactors - with Reactor design
--	---	---	---

Please contact Customer Care Center for Stockable and Non stockable status of references.

NORMAL STOCK ITEMS

W.E.F. January 27, 2020

# Power Factor Correction Equipment - VarSet

## VarSet LV APFC panels with 7% reactors



Panel Ratings	Step Configuration in kVAR	Cat Reference No.	Dimensions (In mm) W x D x H	Unit LP [₹]
<b>Incomer MCCB</b>				
100	3x10kVAR + 1x20kVAR + 1x50kVAR	VCLVW7C10100B6M	1200 x 800 x 2325	On Request
125	2x12.5kVAR + 2x25kVAR + 1x50kVAR	VCLVW7C10125B6M	1200 x 800 x 2325	On Request
150	2x12.5kVAR + 1x25kVAR + 2x50kVAR	VCLVW7C12150B6M	1200 x 800 x 2325	On Request
200	2x12.5kVAR + 1x25kVAR + 3x50kVAR	VCLVW7C16200B6M	1200 x 800 x 2325	On Request
250	2x12.5kVAR + 1x25kVAR + 4x50kVAR	VCLVW7C20250B6M	1800 x 800 x 2325	On Request
300	2x12.5kVAR + 1x25kVAR + 5x50kVAR	VCLVW7C24300B6M	1800 x 800 x 2325	On Request
350	2x12.5kVAR + 1x25kVAR + 6x50kVAR	VCLVW7C28350B6M	1800 x 800 x 2325	On Request
400	2x25kVAR + 3x50kVAR + 2x100kVAR	VCLVW7C16400B6M	1800 x 800 x 2325	On Request
500	2x25kVAR + 3x50kVAR + 3x100kVAR	VCLVW7C20500B6M	1800 x 800 x 2325	On Request
<b>Incomer ACB</b>				
500	2x25kVAR + 3x50kVAR + 3x100kVAR	VCLVW7C20500B6A	1800 x 800 x 2325	On Request
600	2x25kVAR + 3x50kVAR + 4x100kVAR	VCLVW7C24600B6A	2200 x 800 x 2325	On Request
700	2x25kVAR + 3x50kVAR + 5x100kVAR	VCLVW7C28700B6A	2200 x 800 x 2325	On Request
750	2x25kVAR + 4x50kVAR + 5x100kVAR	VCLVW7C30750B6A	2200 x 800 x 2325	On Request
800	2x25kVAR + 3x50kVAR + 6x100kVAR	VCLVW7C32800B6A	3200 x 800 x 2325	On Request
900	2x25kVAR + 3x50kVAR + 7x100kVAR	VCLVW7C36900B6A	3200 x 800 x 2325	On Request
1000	2x25kVAR + 1x50kVAR + 9x100kVAR	VCLVW7C40X00B6A	3200 x 800 x 2325	On Request

Note:

VarSet prices will be On Request


Please contact Customer Care Center for Stockable and Non stockable status of references.

NORMAL STOCK ITEMS

W.E.F. January 27, 2020



# Accusine PCS+

- All in one: Harmonics, PF, Load unbalance, Flicker
- Fully selectable harmonics: 2<sup>nd</sup> to 50<sup>th</sup>
- Flexible CT connection: Load side/ source side
- Suitable to work in Harsh environment including marine application
- Parallel connection up to 99 units - any combination of models
- Standards compliance / certification:  (UL508, CSA 22.2 No.14) CE Certified
- PCBA Protection - conformal coating on all PCBAs pollution Degree 2

## Industry segment



Heavy Industry



Oil & Gas (on/off shore)



Marine



Water Wastewater



Processing plants



Mining

## Infrastructure & Building segment



Nuclear plants



Airport



HVAC



Healthcare

[se.com/in](http://se.com/in)



# Accusine PCSn

## Discover the new AccuSine PCSn

Your 3-phase + neutral active harmonic filter

Clean up your current

- Units design to work in high ambient temp up to 50 Deg C
- 3 Level IGBT to meet tough target requirements from Utilities
- 3-in-1 Harmonic Correction, PF improvement, Main current balancing



### Building segment



Heavy  
Industry



Retail  
space



Healthcare



Hotel &  
Casino



Life sciences &  
University



Datacenter  
Cloud Farm

### Industry segment



Light  
Industry



Food &  
Beverage

[se.com/in](http://se.com/in)

# Active Harmonic Filtering Solutions

## AccuSine PCS+




- 3 Ph, 3 wire connection
- From 208V to 690V supply
- Parallel connection up to 99 units - any combination of models
- Harmonic cancellation spectrum from 2nd to 50th harmonic order
- Load balancing of source current
- DPF correction
- Can be used with PF capacitors as Hybrid VAR compensation (HVC) system

### Accusine PCS+

Description	AMPS	Minimum Ordering Quantity (No.)	Reference	Unit LP [₹]
<b>AccuSine PCS+</b>				
AccuSine PCS+ 60A 380V- 480V 50- 60Hz IP31	60	1	PCSP060D5IP31	On Request
AccuSine PCS+ 120A 380V - 480V 50- 60Hz IP31	120	1	PCSP120D5IP31	On Request
AccuSine PCS+ 200A 380V- 480V 50- 60Hz IP31	200	1	PCSP200D5IP31	On Request
AccuSine PCS+ 300A 380V- 480V 50- 60Hz IP31	300	1	PCSP300D5IP31	On Request
<b>AccuSine PCS+ IP54</b>				
AccuSine PCS+ 60A 380V-480V 50- 60Hz IP54	60	1	PCSP060D5IP54	On Request
AccuSine PCS+ 120A 380V-480V 50- 60Hz IP54	120	1	PCSP120D5IP54	On Request
AccuSine PCS+ 200A 380V- 480V 50- 60Hz IP54	200	1	PCSP200D5IP54	On Request
AccuSine PCS+ 300A 380V- 480V 50- 60Hz IP54	300	1	PCSP300D5IP54	On Request

**Note:** Active Harmonic Filter prices On Request

## AccuSine PCSn



Clean up your current

- Units design to work in high ambient temp up to 50 Deg C
- 3 Level IGBT to meet tough target requirements from Utilities
- 3-in-1 Harmonic Correction, PF improvement, Main current balancing

### AccuSine PCSn

Description	AMPS	Minimum Ordering Quantity (No.)	Reference	Unit LP [₹]
<b>AccuSine PCSn</b>				
AccuSine PCSn 30A 208-415Vac 3ph+N chassis IP00	30	1	PCSN030Y4CH00	On Request
AccuSine PCSn 60A 208-415Vac 3ph+N chassis IP00	60	1	PCSN060Y4CH00	On Request
AccuSine PCSn 60A 208-415Vac 3ph+N chassis IP00 expansion module	60	1	PCSN060Y4CH00E	On Request
AccuSine PCSn 30A 208-415Vac 3ph+N wall mount IP20	30	1	PCSN030Y4W20	On Request
AccuSine PCSn 60A 208-415Vac 3ph+N wall mount IP20	60	1	PCSN060Y4W20	On Request
AccuSine PCSn 60A 208-415Vac 3ph+N wall mount IP20 expansion module	60	1	PCSN060Y4W20E	On Request
AccuSine PCSn 30A 208-415Vac 3ph+N rack mount 19"	30	1	PCSN030Y4R19	On Request
AccuSine PCSn 60A 208-415Vac 3ph+N rack mount 19"	60	1	PCSN060Y4R19	On Request
AccuSine PCSn 60A 208-415Vac 3ph+N rack mount 19" expansion module	60	1	PCSN060Y4R19E	On Request

**Note:** Active Harmonic Filter prices On Request

Please contact Customer Care Center for Stockable and Non stockable status of references.

NORMAL STOCK ITEMS

W.E.F. January 27, 2020





Life Is On

**Schneider**  
Electric

## Schneider Electric India Pvt. Ltd.

Corporate Office: 9th Floor, DLF Building No. 10, Tower C, DLF Cyber City, Phase II, Gurugram 122002 Haryana  
Tel.: ++91 124 3940400 Fax: ++91 124 4222036/ 037

**Ahmedabad**  
Schneider Electric India (P) Ltd.  
1506-1507, 15th Floor Shapth-5,  
SG Highway, Ahmedabad - 380015  
Tel.: 079-66826701

**Cochin**  
Schneider Electric India (P) Ltd.  
41 / 406- D1,3rd Floor, Beejay  
Towers,  
Rajaji Road Cochin- 682035  
Tel.: 0484-3048401

**Ludhiana**  
Schneider Electric India (P) Ltd.  
Office No. - 3, 5th Floor, Novelty Plaza  
Bhaiwala Chowk  
Ludhiana- 140001  
Tel.: 0161- 4656672-75

**Secunderabad**  
D.No. 1-8-271, # 401, Ashoka Bhoopal  
Chambers, SP Road,  
Secunderabad - 500003  
Tel.: 04039404000  
Fax.: 040-39131313

**Bengaluru**  
Schneider Electric India (P) Ltd.  
No. 3/1, JP Techno Park,  
Mezzanine Floor, Millers Tank Bund  
Road, Vasanth Nagar,  
Bengaluru - 560052. Tel.: 080-71481351

**Coimbatore**  
Schneider Electric India (P) Ltd.  
No. -104, Classic Tower, 3rd Floor,  
Trichy Road, Coimbatore- 641018  
Tel.: 0422-3940400

**Mumbai**  
Schneider Electric India (P)( Ltd)  
Marwah House, 2nd Floor  
Krishanalal Marwah Marg,  
Andheri (East), Mumbai - 400072  
Tel.: 91-22-30263300

**Vadodara**  
605 & 606, 6th Floor Ocean Building,  
Opp.Vadodara Central, Sarabhai Road,  
Vadodara-390005  
Tel.: 0265-3940400

**Bhubaneswar:**  
Schneider Electric India (P) Ltd.  
6th Floor, Block A, JSS Software Technol-  
ogy park , E 1/1 , Chandaka Industrial  
Estate, Info City , Bhubaneswar -751025  
Tel.: 0674-6672000

**Jaipur**  
Schneider Electric India (P) Ltd.  
Jaipur Business Centre 309, 3rd  
Floor, Sangam Tower 190, Church  
Road, Jaipur-302001  
Tel.: 0141-3912903

**Nagpur**  
Schneider Electric India (P) Ltd.  
Fortune Business Centre, 6,  
Basant Vihar, W.H.C Road  
Shankar Nagar, Nagpur- 440010  
Tel.: 0712-2558581

**Vishakhapatnam**  
Schneider Electric India (P) Ltd.  
Ratnam's Business Centre,  
D.N.10-1-43, 1st Floor  
Siripuram Fort,C.B.M.Compound,  
Visakhapatnam- 530016  
Tel.: 0891 - 2508990

**Chandigarh**  
Schneider Electric India (P) Ltd.  
2nd Floor of Tower A  
Bestech Business Tower  
Sector-66  
Mohali- 160059  
Tel.: 0172-3324500

**Kolkata**  
Schneider Electric (I)Pvt.Ltd,  
BP-4, Sector-V  
Technopolis  
3rd floor, Salt Lake City  
Kolkata- 700 091  
Tel.: 033-333640100-101

**Nashik:**  
Schneider Electric India (P) Ltd.  
401, 4th Floor Rishi Raj Towers, Jehan  
Circle, Gangapur Road,  
Nashik- 422013  
Tel: +91-7620498557

**Chennai**  
Schneider Electric India (P) Ltd.  
No:29, 2nd floor, Bannari Amman Towers,  
B-Block,RK Salai, Mylapore  
Chennai - 600 004  
Tel.:044- 39404000

**Lucknow**  
Schneider Electric India (P) Ltd.  
1st Floor, Asha Bhawan 27 / II -A,  
Gokhale Marg, Lucknow- 226001  
Tel.: 0522-4006010

**Pune**  
Schneider Electric India (P) Ltd.  
1st Floor, R.B. Business Centre  
Above Dass Electronics  
Sanghvi Nagar, Aundh, Pune- 411007  
Tel.: 020-39404000

### Customer Care Centre

Monday-Saturday, 9 a.m. to 8 p.m.  
Toll-free numbers: 1800 419 4272, 1800 103 0011  
Email: [customercare.in@se.com](mailto:customercare.in@se.com)

For more information, visit our website at: [www.se.com/in](http://www.se.com/in)

- All Prices are in Indian Rupees.
- Prices are subject to change without notice.
- Prices charged will be as prevailing on the date of dispatch.
- Maximum Retail Price (MRP) is inclusive of all taxes

- Tax incidence on invoices is basis applicable GST rates. Invoice amount not to exceed MRP.
- Invoice Amount = (MRP – less Applicable discount) + Applicable GST %

**Distributor**