

[Redacted area]



LIBRARY OF
THE NEW YORK BOTANICAL GARDEN

Given by the Royal Gardens, Kew
1905

September 1897 R. W. Gibson Invt.

PLATES

IN ILLUSTRATION OF

A HAND-BOOK

TO THE

FLORA OF CEYLON.

BY

HENRY TRIMEN, M.B. (LOND.), F.R.S.



LIBRARY
NEW YORK
BOTANICAL
GARDEN

PUBLISHED UNDER THE AUTHORITY OF THE GOVERNMENT OF CEYLON.

PLATES I.—XXV.

LONDON:

DULAU AND CO., 37 SOHO SQUARE.

1893.

HAND-BOOK to the FLORA of CEYLON.

EXPLANATION OF THE PLATES.

(The sign \times indicates that the figure is more or less enlarged.)

LIBRARY
NEW YORK
BOTANICAL
GARDEN

PLATE I.

I. ACROTREMA LYRATUM, *Hk. f.* A plant in flower. 2-8. A. UNIFLORUM, *Hk.*, var. BULLATUM, *Hk. f. and Th.* 2, bracts and pedicel. \times 3, flower with petals removed. \times 4, flower seen from above. \times 5, group of stamens. \times 6, carpels. \times 7, the same, opened. \times 8, ovules. \times (Vol. i. pp. 7 and 9.)

PLATE II.

SCHUMACHERIA ANGUSTIFOLIA, *Hk. f. and Th.* Branch with flowers. 1, stamens and carpels. \times 2, group of stamens. \times 3, anther. \times 4, ovary with ovule. \times (Vol. i. p. 11.)

PLATE III.

WORMIA TRIQUETRA, *Rottb.* Twig with flowers. 1, buds. 2, stamen. \times 3, top of anther. \times 4, carpels. 5, transverse section of same. \times 6, vertical section of carpel. \times 7, ovules. \times 8, one ovule. \times 9, 10, fruit, with the persistent sepals opened out. 11, 12, ripe carpels opened, showing ripe and abortive seed. \times 13, seed. \times 14, section of the same. \times (Vol. i. p. 11.)

PLATE IV.

LIMACIA CUSPIDATA, *Hk. f. and Th.* A.—Male plant in flower. 1, under, and 2, upper view of flower. \times 3, stamens. \times B.—Female plant in fruit. 4, ripe carpels. 5, endocarp. 6, section of the same showing seed. (Vol. i. p. 42.)

PLATE V.

ALSODEIA VIRGATA, *Hk. f. and Th.* 1, branch in flower. 2, stipule. \times 3, flower. \times 4, the same opened. \times 5, sepal. \times 6, petal. \times 7, outer, and 8, inner view of stamens. \times 9, ovary. \times 10, ovule. \times 11, branch with fruit. 12, Capsule open. (Vol. i. p. 69.)

PLATE VI.

ERYTHROSPERMUM PHYTOLACCOIDES, *Gardn.* Branch in flower. 1, a flower. \times 2, petal. \times 3, stamens. \times 4, transverse section of ovary. \times 5 and 6, ripe fruit. 7, seed. 8, section of same. \times (Vol. i. p. 72.)

PLATE VII.

ABERIA GARDNERI, *Clos.* 1, twig of male tree with flowers. 2, male flower. \times 3, stamen. \times 4, abortive pistil of male flower. \times 5, twig of female tree with flowers and fruit. 6, female flower. \times 7, The same, with pistil removed to show disk. \times 8, transverse section of ovary. \times 9, ripe fruit. 10, transverse section of same. (Vol. i. p. 74.)

PLATE VIII.

TRICHADENIA ZEYLANICA, *Thw.* 1, twig of male tree with flowers. 2, bud. \times 3, male flower. \times 4, petal of same. \times 5, vertical section of petal. \times 6, stamens. \times 7, twig of female tree with flowers. 8, buds. \times 9, female flower. \times 10, pistil. \times 11, vertical, and 12, transverse section of ovary. \times 13, fruit. 14, same, with half of pericarp removed to show seed. (Vol. i. p. 75.)

PLATE IX.

ADINANDRA LASIOPETALA, *Chois.* 1, a twig with flowers. 2, stamens. \times 3, anthers. \times 4, pistil. 5, vertical, and 6, transverse section of ovary. \times 7, placenta with ovules. \times 8, ovules. \times 9, fruit with persistent sepals. 10, same with sep. removed. 11, transverse section of fruit. 12, seeds, one \times (Vol. i. p. 108.)

PLATE X.

DIPTEROCARPUS ZEYLANICUS, *Thw.* 1, a twig with flowers. 2, calyx. 3, stamens. \times 4, pistil. \times 5, vertical, and 6, transverse section of ovary. \times 7, ripe fruit in persistent calyx. 8, one of the smaller lobes of persistent calyx. 9, ripe fruit with the calyx removed. 10, vertical section of same. (Vol. i. p. 114.)

PLATE XI.

DOONA CONGESTIFLORA, *Thw.* Branch with flowers. 1, Stamens. \times 2, same, more enlarged. \times 3, vertical, and 4, transverse section of ovary. \times 5, ripe fruit. (Vol. i. p. 122.)

PLATE XII.

SUNAPTEA SCABRIUSCULA, *Trim.* 1, a twig with flower-buds. 2, ripe fruit in enlarged sepals. 3, fruit with sep. removed. (Vol. i. p. 126.)

PLATE XIII.

VATICA OESCURA, *Trim.* A twig with flowers. 1, calyx. × 2, petal. × 3, 4, 5, stamens. × 6, fruit. 7, the same in germination. 8, a seedling. (Vol. i. p. 126.)

PLATE XIV.

BALANOCARPUS ZEYLANICUS, *Trim.* A twig with flower-buds. 1, leaf from flowerless branch. 2 and 3, ripe fruit. 4, persistent sepals seen from beneath. 5, embryo. 6, larger, and 7, smaller cotyledon of embryo. 8 and 9, embryo showing the radicle and cotyledons. × (Vol. i. p. 130.)

PLATE XV.

STEMONOPORUS AFFINIS, *Thw.* A branch with flowers. 1, stamen. × 2, pistil. × 3, transverse section of ovary. × 4, fruit with the seed germinating within it. 5, germinating embryo free from fruit. 6-11, *S. RIGIDUS*, *Thw.* 6, bud. × 7, stamens in situ. × 8, six stamens seen from within. × 9, pistil. × 10, vertical, and 11, transverse section of ovary. (Vol. i. p. 134.)

PLATE XVI.

ANCISTROCLADUS VAHLII, *Arn.* 1, portion of a branch with flowers. 2, a flower. × 3, corolla and stamens. × 4, calyx and pistil. × 5, stamens. × 6, a cluster of fruit. 7, vertical section through fruit. 8, seed. × 9 and 10, section through seed, showing embryo. × 11, embryo separated. × 12, a seedling. 13, extremity of a young shoot. (Vol. i. p. 139.)

PLATE XVII.

HIBISCUS ANGULOSUS, *Mast.*, var. *GRANDIFLORUS*, *Thw.* 1, upper part of plant with flowers. 2, leaf from lower part of stem. 3, calyx. 4, petal. 5, capsules and persistent bracteoles. 6, seed. (Vol. i. p. 156.)

PLATE XVIII.

GREWIA POPULIFOLIA, *Vahl.* 1, a branch with flowers. 2, inner, and 3, outer view of petal. × 4, a branch with fruit. 5, transverse section of one half-fruit. 6 and 7, stones of fruit. 8, section of a stone. (Vol. i. p. 178.)

PLATE XIX.

TRIUMFETTA GLABRA, *Rottb.* 1, branch with flowers. 2, stem with leaves. 3, calyx. × 4, sepal. × 5, fruit. 6, transverse section of fruit. × 7, hairs from under surface of leaf. × (Vol. i. p. 180.)

PLATE XX.

ELÆOCARPUS SERRATUS, *L.* 1, a branch with flowers. 2 and 3, flowers. 4, petal. × 5, calyx and stamens. × 6, pistil, disk and one stamen. × 7, ripe fruit. 8, stone of fruit. 9, transverse section of same. (Vol. i. p. 184.)

PLATE XXI.

BIOPHYTUM INTERMEDIUM, *Wight.* 1, a branch with flowers. 2, leaflets. 3, leaflet. × 4, capsule. 5, same, open. 6, seed in axil. × 7, seed free from axil. × (Vol. i. p. 199.)

PLATE XXII.

MURRAYA GLENIEI, *Thw.* 1, a branch with flowers. 2, stamens. 3, pistil. 4, fruit. 5, same seen from above. 6, transverse section of same. 7, seed. (Vol. i. p. 220.)

PLATE XXIII.

CANARIUM BRUNNEUM, *Bedd.* 1, branch of a female tree with flowers and fruit. 2, flower. × 3, vertical section of same. × 4, same with pistil removed. × 5, stamens. × 6, vertical, and 7, transverse section of ovary. × 8, ovule. × 9, ripe fruit. 10, vertical, and 11, transverse section of fruit. 12, seed. 13, embryo. (Vol. i. p. 238.)

PLATE XXIV.

PSEUDOCARAPA CHAMPIONII, *Hemsl.* 1, a branch with flowers. 2, flower. × 3, staminal-tube laid open. × 4, anthers. × 5, calyx and pistil. × 6, vertical, and 7, transverse section of ovary. × 8, nearly ripe fruit. 9, section of seed. 10, ripe fruit. 11, 12, seeds. (Vol. i. p. 248.)

PLATE XXV.

GLENIEA ZEYLANICA, *Hk. f.* 1, Branch of a male tree with flowers. 2, a bud. × 3, a flower. × (Vol. i. p. 305.)



ACROTREMA LYRATUM, H & C
 (The name of the artist is faintly visible below the title)

Wes. Newman. sculp.

1854. 11. 11



W De Alwis del
R Morgan lith

West Newman sculp

SCHUMACHERIA ANGUSTIFOLIA, *Hk. f. & Thw*





W. De Alwis del
R. Morgan lit.

West, Newman imp

WORMIA TRIQUETRA, R. & T. b.



A



B



W. De Alwis del.
R. Morgan lith.

West Newman imp.

LIMACIA CUSPIDATA, *Hk. f. & Thw.*



H. De Alenc. del.
R. Morgan lith.

ALSODEIA VIRGATA MART.



W De Alwis del
F. Morgan lith

West Newman imp


ERYTHROSPERMUM PHYTOLACCOIDES, *Cardn.*



Described by
E. Morgan 1901

West Newman 1907

ABERIA GARLNERI. Clus








G. De Alwis del.
R. Morgan lith.

West, Newman imp

ADINANDRA LASIOPEŦALA, *Wois.*





H. DeAlwis del.
R. Moryan lith.

DIPTEROCARPUS ZEYLANICUS. Thw.


West, Newman imp.



W. De Alwis del.
R. Morgan lith.

West Newman imp.

DOONA CONGESTIFLORA, Thunb.






W De Alwis del
F. Morgan lith

West, Newman imp

SUNAPTEA SCABRIUSCULA, *Trin*





W. De Silva del.
R. Morgan lith.

West, Newman 12119

VATICA OBSCURA Trin



W De Alwis del
R. Morgan lith.

BALANOCARPUS ZEYLANICUS, *Trim.*


West, Newman imp



STEMONOPORUS ALPINUS Torr.

1840

1840





West, Newman imp



W. De Alwis del
R. Morgan lith

West, Newman imp

HIBISCUS ALGERIENSIS, Moench. Var. GRANDIFLORUS, Th.



W.D. Alvas del.
R. Morgan lith.

GREWIA POPULIFOLIA, Vahl

West, Newman imp



W. DeAlwis del.
R. Morgan lith.

West. Neuman imp

FR. MICHXALIA SIBI...



W DeAlwis del
R Morgan lith.

West, Newman imp.

FLACOCARPUS SERRATUS L.



W. De Alwis del.
R. Morgan lith.

West, Newman imp.

BIOPHYTUM INTERMEDIUM, Wight.



W. & A. G. & Co. Lith. Calcutta.

West, Newman imp

MURRAYA J. H. B. 1847



H. B. DeCandolle
L. Moench del.

West, Newman imp

CANTHIUM PRUNIFERUM L. & C.



G. H. Alms del
R. Morgan lith

West, Newman imp.

PSEUDOCARAPA CHAMPIONII, Hemsl.



W. De Alwis del.
R. Morgan lith.

West, Newman imp.

GLENIEA ZEYLANICA, Hk f 13.

PLATES

IN ILLUSTRATION OF

A HAND-BOOK

TO THE

FLORA OF CEYLON.

BY

HENRY TRIMEN, M.B. (LOND.), F.R.S.



LIBRARY
NEW YORK
BOTANICAL
GARDEN

PUBLISHED UNDER THE AUTHORITY OF THE GOVERNMENT OF CEYLON.

PLATES XXVI.—L.

LONDON:

DULAU AND CO., 37 SOHO SQUARE.

1894.

HAND-BOOK to the FLORA of CEYLON.

EXPLANATION OF THE PLATES.

(The sign \times indicates that the figure is more or less enlarged.)

PLATE XXVI.

CROTALARIA WALKERI, *Arn.* 1, branch with flower. 2, pods. 3, same opened to show seeds. (Vol. ii. p. 16.)

PLATE XXVII.

TEPHROSIA MAXIMA, *Pers.* 1, branch with flowers. 2, pods. (Vol. ii. p. 32.)

PLATE XXVIII.

DESMODIUM JUCUNDUM, *Thw.* 1, branch with flowers. 2, same with fruit. (Vol. ii. p. 54.)

PLATE XXIX.

DERRIS OBLONGA, *Benth.* 1, branch with flowers. 2, a flower. \times 3, standard. 4, wing. 5, keel petal. \times 7, anthers. \times 8, calyx and pistil. \times 9, section of ovary. \times 10, pods. (Vol. ii. p. 93.)

PLATE XXX.

SOPHORA ZEYLANICA, *Trim.* 1, branch with flowers and young fruit. 2, flower. \times 3, petals. \times 4, stamens and pistil. \times 5, ripe pod. 6, seeds, 7, leaflet. (Vol. ii. p. 96.)

PLATE XXXI.

PERICOPSIS MOONIANA, *Thw.* 1, a flowering twig. 2, petals. 3, stamens and pistil. 4, pod. 5, seed. 6, section of seed. (Vol. ii. p. 97.)

PLATE XXXII.

PELTOPHORUM FERRUGINEUM, *Benth.* 1, a flowering twig. 2, pods. 3, a pod opened to show seeds. (Vol. ii. p. 101.)

PLATE XXXIII.

CASSIA AURICULATA, *L.* 1, a branch with flowers. 2, a pair of leaflets. 3, a flower with petals removed. 4, ripe pod. 5, vertical section of same. 6, seeds. (Vol. ii. p. 106.)

PLATE XXXIV.

ADENANTHERA BICOLOR, *Moon.* 1, a twig with flowers. 2, a bud. \times 3, a flower. \times 4, a pod. 5, same after dehiscence, showing seeds. (Vol. ii. p. 120.)

PLATE XXXV.

ACACIA PLANIFRONS, *W. & A.* 1, branch with flowers. 2, ripe pod. 3, a seed. (Vol. ii. p. 123.)

PLATE XXXVI.

CARALLIA CALYCINA, *Benth.* 1, branch with flowers. 2, flower laid open. \times 3, petal. \times 4, anthers. \times 5, vertical section of flower. \times 6, vertical, and 7, transverse section of ovary. \times 8, a fruit. (Vol. ii. p. 155.)

PLATE XXXVII.

EUGENIA LUCIDA, *Lam.* 1, branch with flowers. 2, branch with fruit. 3, a fruit. 4, seeds. (Vol. ii. p. 180.)

PLATE XXXVIII.

EUGENIA FERGUSONI, *Trim.* 1, branch with flower-buds, 2, branch with flowers. 3, fruit. 4, a single fruit. 5, vertical section of same. (Vol. ii. p. 172.)

PLATE XXXIX.

SONERILA HIRSUTULA, *Arn.* 1, a flowering branch. 2, flower with petals removed. × 3, stamens. × 4, transverse section of ovary. × 5 and 6, fruit. (Vol. ii. p. 205.)

PLATE XL.

MEDINILLA MACULATA, *Gardn.* 1, branch with flowers. 2, flower-buds. × 3, section of flower. × 4, stamen. × 5, transverse section of ovary. × 6, leaves of var. *cuneata*, *Thw.* (Vol. ii. p. 209.)

PLATE XLI.

MEMECYLON CAPITELLATUM, *L.* 1, twig with flowers. 2, calyx and disk seen from above (petals and stamens removed). 3, vertical section of flower with petals and all but one stamen removed. × 4, a fruit. 5, section of same. 6, seed. (Vol. ii. p. 222.)

PLATE XLII.

TRICHOSANTHES INTEGRIFOLIA, *Thw.* 1, portion of stem of female plant, with flowers. 2, petals. 3, style and stigma. 4, transverse section of ovary. × 5, an ovule. × 6, fruit. 7, seeds *in situ*. 8, a seed. 9 and 10, transverse and vertical sections of seed. (Vol. ii. p. 245.)

PLATE XLIII.

GYMNOPETALUM WIGHTII, *Arn.* 1, portion of a male plant with flowers. 2, stamens. × 3, a female flower. 4, a petal. × 5, female flower (petals removed) opened to show styles and staminodes. × 6, transverse section of ovary. × 7, fruit. 8, seed in pulp. 9, same. × 10, same, pulp partly removed. × 11, embryo. (Vol. ii. p. 246.)

PLATE XLIV.

CERASIOCARPUM ZEYLANICUM, *Bl.* 1, portion of a plant with flowers and fruit. 2, male flower opened. × 3, 4, 5, stamens. × 6, female flower. × 7, same, opened to show style. × 8, transverse, and 9, vertical section of fruit. 10, a seed. 11, 12, sections of seed. (Vol. ii. p. 259.)

PLATE XLV.

GYNOSTEMMA PEDATA, *Bl.* 1, portion of a female plant with flowers. 2, female flower. × 3, vertical and 4, transverse section of ovary. × 5, fruit. 6, seed. 7, the same. × 8, a male flower. × (Vol. ii. p. 260.)

PLATE XLVI.

HEPTAPLEURUM EMARGINATUM, *Seem.* 1, branch with flowers. 2, a flower seen from above. × 3, a flower, petals fallen. × 4, vertical and transverse sections of ovary. × 5, a twig with fruit. 6, section of fruit. (Vol. ii. p. 284.)

PLATE XLVII.

MASTIXIA TETRANDRA, *Clarke* 1, a twig with flowers. 2, part of inflorescence. × 3, flower seen from above. × 4, disk. × 5, stamens. × 6, vertical section of ovary. × 7, fruit. 8, transverse, and 9, vertical section of fruit. × (Vol. ii. p. 287.)

PLATE XLVIII.

ALLCOPHANIA DECIPIENS, *Thw.* 1, upper part of stem with flowers and fruit. 2 and 4, corolla and stamens. × 3 and 5, calyx and pistil. × 6, stamens. × 7, vertical and transverse section of ovary. × 9, ovules. × 10, 11, fruit. × 12, transverse section of same. × 13, a single pyrene. × (Vol. ii. p. 301.)

PLATE XLIX.

HEDYOTIS LESSERTIANA, *Arn.* 1, branch with flower. 2, corolla and stamens. × 3, stamens. × 4, calyx and pistil. × 5, vertical, and 6, transverse section of ovary. × 7 and 8, placenta with ovules. × 9, fruit. 10, half of fruit showing ventral dehiscence. × (Vol. ii. p. 309.)

PLATE L.

DIPLOSPORA DALZELLII, *Hk.* 1, twig of male tree with flower. 2, male flower. × 3, section of same. × 4, twig of female tree with flower and fruit. 5, female flower. × 6, plan of cor.-lobes. 7, calyx and pistil. × 8, section of ovary. × 9, vertical and 10, transverse section of fruit. (Vol. ii. p. 336.)



W. De Alwis del.
R. Morgan lith.

CROTALARIA WALKERI, Arn.

West, Newman, imp.



W. De Alwis del.
R. Morgan lth.

TEPHROSIA MAXIMA, Pers.

West, Newman imp.



Alvns del.
Morgan lith.

West, Newman imp.

DESMODIUM JUCUNDUM, *Thw.*



G. De Alwis del.
R. Morgan lith.

West, Newman, imp.

DERRIS OBLONGA, Benth.



H. De Alwis del.
P. Morgan sculp.

SOPHORA ZEYLANICA *Trim.*

West, Newman imp



PERICOPSIS MOONIANA Thw.





W. 41/25. dr.
P. 1/16. 400. lth.

West, Newman. imp.

PELTOPHORUM FERRUGINEUM, Benth.



W. De Alvis del.
R. Morgan lith.

CASSIA AURICULATA L.

West, Newman imp.



8741

ADENANTHERA BICOLOR, Murr.

West Newman 1877



W. De Alwis del.
R. Morgan lith.

ACACIA PLANIFRONS, W & A.

West, Newman imp.



H. De Alwis del
A. Morgan lith

CARALLIA CALYCINA, Benth.

West, Newman imp



W. De Alwis del
R. Morgan lith.

West, Newman imp

EUGENIA LUCIDA Lam.



W. De Alwis del.
R. Morgan lith.

West, Newman imp.

EUGENIA FERGUSONI, *Trim.*



D. G. & W. G.
R. Morgan. Lith.





De Alms del.
F. Morgan lith.

West Newman imp.

MEDINILLA MACULATA, *Gardn.*



H. De Alwis del.
R. Morgan lith.

West, Newman imp.

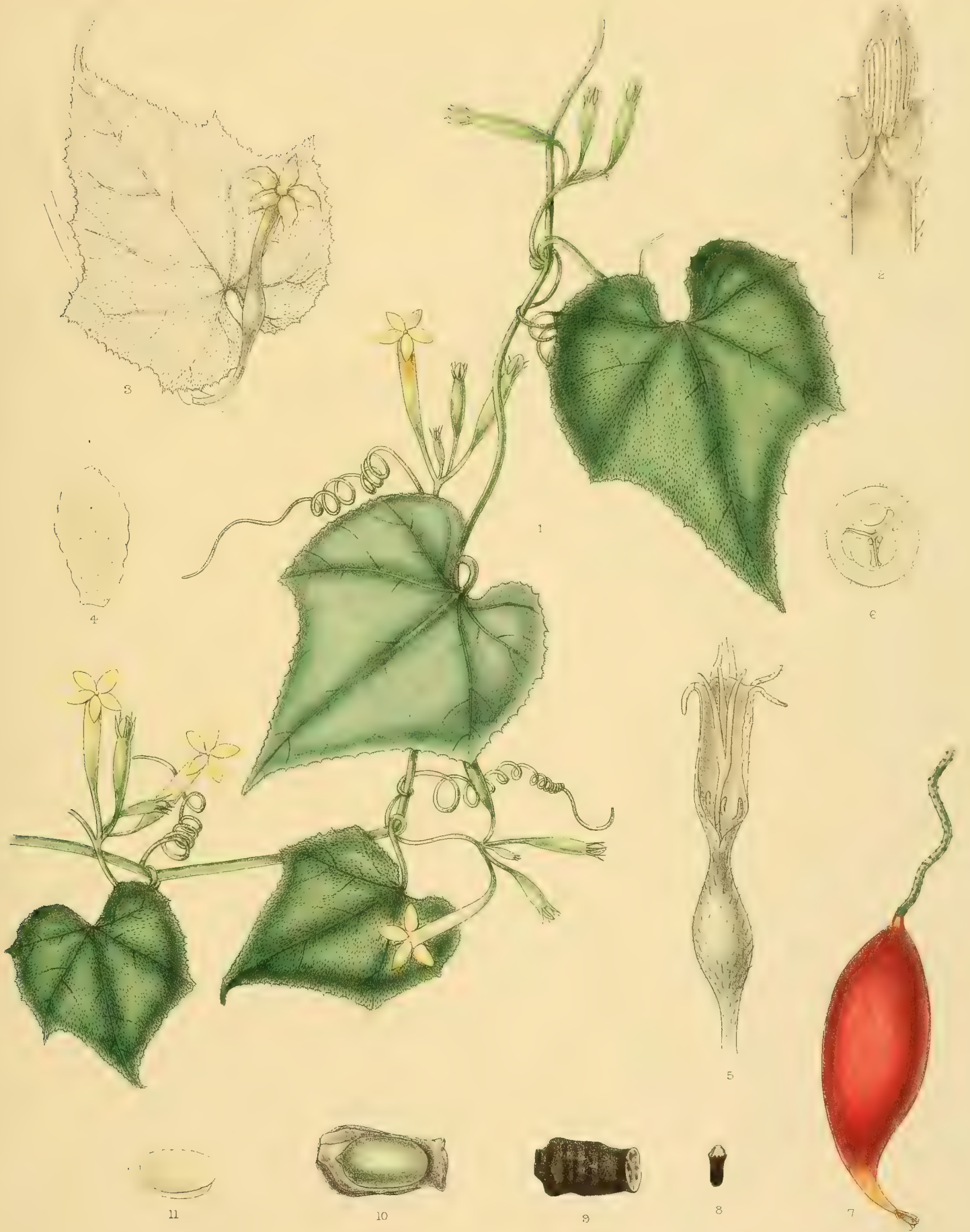
MEMECYLON CAPITELLATUM. L.



G & W. De Alwis del.
R. Morgan lith.

West, Newmarket imp.


TRICHOSANTHES INTEGRIFOLIA, *Thur.*



De Alwis del.
F. Morgan lith.

West, Newman imp.

GYMNOPETALUM WIGHTII, Arn





H. De Alwis del
R. Morgan lith

West, Newman imp.

CERASIOCARPUM ZEYLANICUM, Bl.






G. De Alwis del.
R. Morgan lith.

West, Newman imp.


GYNOSTEMMA PEDATA, Bl.



W. De Alwis del.
R. Morgan lith.

West, Newman imp.

HEPTAPLEURUM EMARGINATUM, *Seem.*





H. De Alwis del.
R. Morgan lith.

West, Newman, imp.

MASTIXIA TETRANDBRA, Clarke.



H.W. & A. Wils. del.
R. Morgan lith.

West, Newman imp.

ALLIOPHANIA DECIPIENS, *Thun.*



H.W. de Alwis del
R. Morgan lith

West, Newman sculp.

HEDYOTIS LESSERTIANA, Arn.





G. De Alwis del.
R. Morgan lith.

DIPLOSPORA DALZELLII, Hk. f.

West, Newman. imp.

PLATES

IN ILLUSTRATION OF

A HAND-BOOK

TO THE

FLORA OF CEYLON.

BY

HENRY TRIMEN, M.B. (LOND.), F.R.S.




LIBRARY
NEW YORK
BOTANICAL
GARDEN

PUBLISHED UNDER THE AUTHORITY OF THE GOVERNMENT OF CEYLON.

PLATES LI.—LXXV.

LONDON:
DULAU AND CO., 37 SOHO SQUARE.

1895.



HAND-BOOK to the FLORA of CEYLON.

EXPLANATION OF THE PLATES.

(The sign \times indicates that the figure is more or less enlarged.)

LIBRARY
NEW YORK
BOTANICAL
GARDEN

PLATE LI.

KNOXIA PLATYCARPA, *Arn.* 1, branch with flowers. 2, a flower. 3, calyx \times 4, corolla \times 5, same, opened. \times 6, fruit. 7, separate carpels. \times 8, columella of fruit. \times 9, part of branch showing stipules. (Vol. ii. p. 341.)

PLATE LII.

IXORA JUCUNDA, *Thw.* 1, flowering branch. 2, upper part of corolla. \times 3, calyx and pistil. \times 4, vertical, and 5, transverse section of ovary. \times 6, vertical section of fruit. \times 7, embryo. \times (Vol. ii. p. 348.)

PLATE LIII.

COFFEA TRAVANCORENSIS, *W. & A.* 1, branch with flowers. 2, flower with corolla removed, showing bracts. \times 3, corolla, opened. \times 4, outer and inner view of anther. \times 5, transverse, and 6, vertical section of ovary. \times 7, fruit. 8, transverse section of same. 9, pyrenes of the fruit. 10, seed. (Vol. ii. p. 353.)

PLATE LIV.

PSYCHOTRIA BISULCATA, *W. & A.* 1, flowering twig. 2, corolla, opened out. \times 3, calyx and pistil. \times 4, vertical, and 5, transverse section of ovary. \times 6, fruit. 7, transverse, and 8, vertical section of same. \times (Vol. ii. p. 362.)

PLATE LV.

LAGENOPHORA BILLARDIERI, *Cass.* 1, whole plant in flower and fruit. 2, flower-head. \times 3, involucre bract. \times 4, ray, and 5, disk-flower. \times 6, pistil. \times 7, fruit. \times (Vol. iii. p. 16.)

PLATE LVI.

BLUMEA ANGUSTIFOLIA, *Thw.* 1, a cluster of plants in flower and fruit. 2, section of flower-head. \times 3, disk, and 4, ray-flowers. \times 5, anther. \times 6, achene. \times (Vol. iii. p. 23.)

PLATE LVII.

ANAPHALIS PELLICULATA, *Trim.* 1, 2, branch with flower-heads. 3, leaf. 4, the same with the outer pellicle removed. 5, a flower-head. \times 6, involucre bracts. \times 7, disk-flower. \times (Vol. iii. p. 28.)

PLATE LVIII.

GYNURA ZEYLANICA, *Trim.* 1, a plant in flower. 2, lower and 3, upper, leaf. 4, achene. 5, same. \times (Vol. iii. p. 44.)

PLATE LIX.

BASSIA NERIIFOLIA, *Moon.* 1, twig with flowers. 2, calyx. \times 3, corolla, opened. \times 4, stamens. \times 5, transverse section of ovary. \times 6, fruit. 7, seed. (Vol. iii. p. 80.)

PLATE LX.

OCHROSIA BORBONICA, *Gmel.* 1, branchlet with flowers. 2, calyx. \times 3, corolla, opened. \times 4, stamen. \times 5, pistil. \times 6, vertical, and 7, transverse section of ovary. \times 8, fruit. 9, ripe carpel after maceration showing fibrous-spongy texture. 10, section of ripe carpel. 11, seed. 12, section of same. (Vol. iii. p. 129.)

PLATE LXI.

WRIGHTIA FLAVIDO-ROSEA, *Trim.* 1, twig with flowers. 2, 3, flowers. 4, stamens. \times 5, pistil. \times 6, fruit. 7, seed. (Vol. iii. p. 136.)

PLATE LXII.

TYLOPHORA FLAVA, *Trim.* 1, branch with flowers. 2, column and coronal processes from above. × 3, the same from the side. × 4, a single coronal process. × (Vol. iii. p. 159.)

PLATE LXIII.

CEROPEGIA PARVIFLORA, *Trim.* 1, part of plant, with flowers. 2, base of corolla, opened. × 3, column. × 4, fruit. 5, seed. (Vol. iii. p. 167.)

PLATE LXIV.

GAERTNERA TERNIFOLIA, *Thw.* 1, branch with flowers. 2, a flower. × 3, corolla, opened. × 4, stamens. × 5, calyx and pistil. × 6, vertical, and 7, transverse section of ovary. × 8, section of seed. × (Vol. iii. p. 178.)

PLATE LXV.

CRAWFURDIA JAPONICA, *S. & Z.*, var. CHAMPIONII, *Gardn.* 1, Stem with flowers. 2, calyx opened, showing pistil. 3, corolla, opened. 4, stamens. × 5, fruit. 6, transverse section of same. 7, seeds. × 8, section of same. × (Vol. iii. p. 187.)

PLATE LXVI.

IPOMŒA JUCUNDA, *Thw.* 1, part of stem with flowers. 2, calyx, base of corolla and stamens. 3, insertion of stamens. 4, pistil. 5, ripe capsules. 6, seed. (Vol. iii. p. 214.)

PLATE LXVII.

SOLANUM LÆVE, *Dun.* 1, top of plant with flowers. 2, 3, ripe berries. 4, calyx, seen from beneath. (Vol. iii. p. 231.)

PLATE LXVIII.

CENTRANTHERA PROCUMBENS, *Benth.* 1, plants in flower. 2, calyx. 3, corolla, opened. 4, capsule. (Vol. iii. p. 258.)

PLATE LXIX.

CHRISTISONIA THWAITESII, *Trim.* 1, plant in flower. 2, flower. 3, corolla, opened. 4, pair of stamens. 5, pistil. × 6, transverse section of ovary. × (Vol. iii. p. 263.)

PLATE LXX.

STROBILANTHES NOCKII, *Trim.* 1, summit of plant in flower. 2, bract and bractlets. 3, calyx. 4, capsule, surrounded with calyx and bracts. 5, capsule. 6, valves of same. 7, seeds. (Vol. iii. p. 301.)

PLATE LXXI.

BARLERIA ARNOTTIANA, *Nees*, var. GLABRA, *Trim.* 1, branch with flowers. 2, sepals and pistil. 3, insertion of stamens. × 4, vertical, and 5, transverse section of ovary. × (Vol. iii. p. 321.)

PLATE LXXII.

PREMNA PURPURASCENS, *Thw.* 1, twig with flowers. 2, flower. × 3, corolla, opened. × 4, stamens. × 5, calyx and pistil. × 6, vertical, and 7, transverse section of ovary. (Vol. iii. p. 351.)

PLATE LXXIII.

GLOSSOCARYA SCANDENS, *Trim.* 1, branch with flowers. 2, flower. 3, vertical section of corolla. 4, transverse section of ovary. × 5, fruit. 6, 7, valves of fruit with seeds. 8, seed. (Vol. iii. p. 362.)

PLATE LXXIV.

COLEUS ELONGATUS, *Trim.* 1, upper part of plant with flowers. 2, calyx × 3, corolla. × 4, the same opened. × 6, a stamen. × 7, leafy shoot. (Vol. iii. p. 375.)

PLATE LXXV.

ANISOCHILUS PANICULATUS, *Benth.* 1, upper part of plant in flower. 2, side, and 3, front view of flower. × (Vol. iii. p. 377.)



WdeAlwis del.
R.Morqan lith.

West, Newman imp.

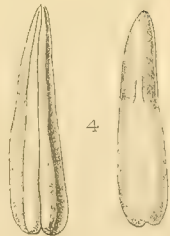
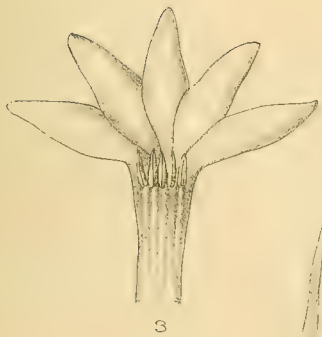
KNOXIA PLATYCARPA, Arn.



G. De Alwis del.
R. Morgan lith.

West, Newman imp.

IXORA JUCUNDA, Thunb.



C. de Alwis del.
F. Morgan lith.

West, Newman amp

COFFEA TRAVANCORENSIS, W & A.






G. de Alvas del.
F. Morgan lith.

West, Newman imp.


PSYCHOTRIA BISULCATA, W & A.



G.de Alwis del.
R.Morgan lith.

West, Newman imp.

LAGENOPHORA BILLARDIERI, Cass.






W. de Alwis del.
R. Morgan lith.

BLUMEA ANGUSTIFOLIA, *Thw.*

West, Newman imp.






W. de Alwis del.
R. Morgan lith.


West, Newman imp.

ANAPHALIS PELLICULATA, Trim.





GYNURA ZEYLANICA, *Trin.*






H. De Alwis del.
R. Morgan lith.

West, Newman imp.


BASSIA NERIIFOLIA, Moon.





OCHROSIA BORBONICA, Gmel.

West, Newman imp






W.de Alwis del.
R.Morgan lith.

WRIGHTIA FLAVIDO-ROSEA, *Trim.*

West, Newman imp.





W. de Alwis del.
R. Morgan lith.

TYLOPHORA FLAVA, *Trim.*

West, Newman imp.




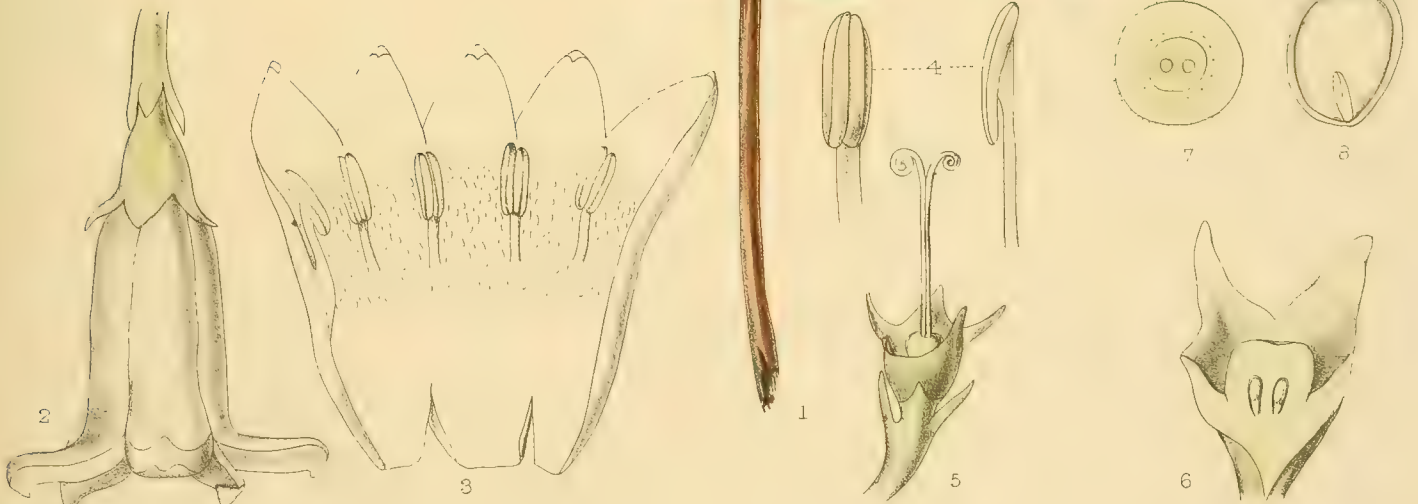


W De Abwis del
F Morgan lith.

West Newman imp

CEROPEGIA PARVIFLORA *Thunb.*





des Alvis del
R Morgan lith.

GÆRTNERA TERNIFOLIA, Thw.

West, Newman imp





H. de Alvis del
R. Morgan lith

West, Newman imp

CRAWFURDIA JAPONICA, S & Z Var. CHAMPIONII, Gard.









W. de Alwis de.
H. Morgan lith.

West, Newman imp.

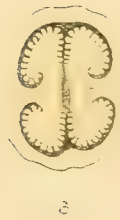

SOLANUM LAEVE, Dur.



W de Alwis del
R. Morgan lith

West, Newman imp.

CENTRANTHERA PROCUMBENS, *Benth.*



H. & A. Alvis del.
N. Morgan lith.

West, Newman imp.

CHRISTISONIA THWAITESII, *Trim.*



W DeAlwis del.
R. Morgan hth.

West, Newman imp

STROBILANTHES (ENDOPOGON) NOCKII, *Trim.*



G. de. Lewis del.
H. Morgan lith.

West, Newman imp.

BARLERIA ARNOTTIANA, Nees. VAR. GLABRA, Trim.



West, Newman imp

PREMNA PURPURASCENS Thw.



WDeAlwis del.
R.Morgan lith.

West, Newman imp.

GLOSSOCARYA SCANDENS, *Trin.*



WDeAlwis del.
R.Morgan lith

West.Newman imp

COLEUS ELONGATUS, *Trim.*



WDeAlwis del.
R. Morgan lith.

ANISOCHILUS PANICULATUS, *Benth.*

West, Newman imp.

PLATES

IN ILLUSTRATION OF

A HAND-BOOK

TO THE

FLORA OF CEYLON.

BY

HENRY TRIMEN, M.B. (LOND.), F.R.S.

CONTINUED BY

SIR J. D. HOOKER, G.C.S.I., C.B., F.R.S.



LIBRARY
NEW YORK
BOTANICAL
GARDEN

PUBLISHED UNDER THE AUTHORITY OF THE GOVERNMENT OF CEYLON.

PLATES LXXVI.—C.

LONDON:

DULAU AND CO., 37 SOHO SQUARE.

1898.



HAND-BOOK to the FLORA of CEYLON.

EXPLANATION OF THE PLATES.

(The sign × indicates that the figure is more or less enlarged.)

NEW YORK
BOTANICAL
GARDEN

PLATE LXXVI.

PODOSTEMON (MAVÆLIA) METZGERIODES, *Trim.* 1, a plant in flower. 2, stem and rootlets. × 3, branch with leaves and flowers. × 4, bracts, spathes, and flowers. × 5, bract. × 6, flowers. × (Vol. iii. p. 419.)

PLATE LXXVII.

PIPER THWAITESII, *Cas. DC.* 1, flowering branch. 2, portion of flowering spike. × 3, vertical section of ditto. × 4, stamens. × 5, fruiting branch. 6, ovaries. × 7, fruit. 8, seed. × 9, portion of stem. 10, leaf. (Vol. iii. p. 426.)

PLATE LXXVIII.

HORTONIA ANGUSTIFOLIA, *Thw.* 1, flowering branch. 2, dorsal, and 3, front view of flower. × 4, vertical section of flower. × 5, stamen and inner petals. × 6, anther. × 7, vertical section of carpel. × (Vol. iii. p. 437.)

PLATE LXXIX.

HELICIA ZEYLANICA, *Gardn.* 1, flowering branch. 2, flower. × 3, petal and stamen. × 4, back and front views of stamen. × 5, top of pedicel disk and base of ovary. × 6, ovary. × 7, transverse section of ovary. × 8, ripe fruit, (Vol. iii. p. 457.)

PLATE LXXX.

NOTOTHIXOS FLOCCOSUS, *Oliv.* 1, flowering branch. 2, leaf and flower. 3, seed. (Vol. iii. p. 473.)

PLATE LXXXI.

BALANOPHORA THWAITESII, *Eichl.* 1, male plant. 2, upper bracts and heads of flowers of young male plant, with section of portion of ditto. 3, male flower. × 4, fem. plant. 5, superficial portion of fem. plant with spadicels and fem. flowers. × (Vol. iii. p. 477.)

PLATE LXXXII.

HEMICYCLIA GARDNERI, *Thw.* 1, flowering branch of male plant. 2, bud of same. × 3, open flowers. × 4, whorl of stamens. × 5, portion of branch with fem. flowers. 6, pedicel, disk, and ovary. × 7, 8, 9, three sections of ovary, vertical transverse, vertical median, and transverse. × 10, fruits. 11, dorsal, and 12, ventral views of putamen. × 13, transverse section of ditto. × 14, transverse section of embryo. (Vol. iv. p. 37.)

PLATE LXXXIII.

TRIGONOSTEMON DIPLOPETALUS, *Thw.* 1, flowering branch. 2, back view of male flower. × 3, corolla. × 4, petal. × 5, fem. flower. × 6, (?). 7, pedicel and ovary. × 8, vertical, and 9, transverse sections of ditto. × 10, immature fruit. (Vol. iv. p. 51.)

PLATE LXXXIV.

DIMORPHOCALYX GLABELLUS, *Thw.* 1, flowering branch of fem. plant. 2, male flower. × 3, the same, with part of calyx and petals removed. 4, fem. flower. × 5, the same, with portion of calyx removed. × 6, vertical section of ovary and disk. × 7, transverse section of ovary. × 8, fruits. 9, vertical section of ripe carpel and seed. × 10, embryo. × (Vol. iv. p. 54.)

PLATE LXXXV.

ADENOCHLÆNA ZEYLANICA. 1, branch with male flowers. 2, male flower. × 3, transverse section of male flower-bud. × 4, stamens. × 5, branch with female flowers. 6, male and female flowers and buds. × 7, transverse section of ovary. × 8, ripe fruit. × (Vol. iv. p. 60.)

PLATE LXXXVI.

CELTIS CINNAMOMEA, *Lindl.* 1, flowering branch. 2, male flower. × 3 and 4, stamens. × 5, bisexual flower. × 6, vertical section of ovary. × 7, immature fruit. (Vol. iv. p. 81.)

PLATE LXXXVII.

BURMANNIA CHAMPIONII, *Thw.* 1, three plants. 2, vertical section of flower. × 3, stamens. × 4, transverse section of ovary. × (Vol. iv. p. 131.)

PLATE LXXXVIII.

BULBOPHYLLUM ELEGANS, *Gertn.* 1, flowering plant. 2, flower. × 3, front, and 4, side views of flowers with the sepals removed. × 5, anthers and pollinia. × 6, transverse section of ovary. × 7, fruiting plant. (Vol. iv. p. 156.)

PLATE LXXXIX.

CÆLOGYNE ODORATISSIMA, *Lindl.* 1, plant in flower and fruit. 2, sepals and petals. 3, lip. 4, ovary and column. 5, pollinia. (Vol. iv. p. 160.)

PLATE XC.

CYMBIDIUM ENSIFOLIUM, *Sw.*, var. HÆMATODES, *Trim.* 1, flowering plant. 2, lip. × 3, column. × 4, pollinia. × 5, fruit. 6 (?). (Vol. iv. p. 180.)

PLATE XCI.

VANILLA MOONII, *Thw.* 1, flowering branch. 2, flower with petals removed and longitudinal section of lip. (Vol. iv. p. 221.)

PLATE XCII.

CURCUMA OLIGANTHA, *Trim.* 1, two flowering plants. 2, a leafing plant. 3, lip. × 4, base of staminode, anther, style, and stigma. 5, anthers, style, and stigma. × (Vol. iv. p. 242.)

PLATE XCIII.

DIOSCOREA SPICATA, *Roth.* 1, flowering branch of male plant. 2, male flower. × 3, stamens and pistillode. × 4, stamens. × 5, flowering branch of fem. plant. 6, fem. flower. × 7, fem. perianth, staminodes, and ovary. × 8, transverse section of ovary. × 9, fruit. 10, leaf. 11, portion of root. (Vol. iv. p. 277.)

PLATE XCIV.

CYANOTIS OBTUSA, *Trim.* 1, portion of plant flowering. 2, floral spike. 3, flower. × 4, calyx. × 5, petal. × 6, stamen. × 7, ovary, style, and stigma. × 8, capsule. × 9, dehiscent capsule. × 10, seeds. × (Vol. iv. p. 312.)

PLATE XCV.

PHŒNIX ZEYLANICA, *Trim.* 1, base of petiole and spines. 2, middle part of leaf with panicles. 3, male spadix. 4, bud of male flower. × 5, opened male flower. × 6, petals and stamens. × 7, fem. spathe and spadix. 8, branch of fem. spadix. 9, fem. flower. × 10, fem. flower viewed from above. × 11, calyx. × 12, petal. × 13, three ovaries. × 14, carpel. × 15, fruiting branch of spadix. 16, immature, and 17, mature fruits. 18, seeds, front, back, and side views. 19, transverse section of seed. (Vol. iv. p. 326.)

PLATE XCVI.

CYPERUS BULBOSUS, *Vahl.* 1, entire plants. 2, spike. × 3 (?). 4, vertical section of bulbil. × (Vol. v.)

PLATE XCVII.

SCIRPODENDRON COSTATUM, *Kurz.* 1, rootstock and bases of leaves. 2, male inflorescence. 3, fem. infructescence. 4, side view of nut. 5, nut with epicarp removed. 6, vertical section of nut. 7, transverse section of nut. 8, seed. (Vol. v.)

PLATE XCVIII.

ORYZA GRANULATA, *Nees & Arn.* 1, flowering plant. 2, spikelets and pedicel. × 3, tip of palea. × 4, top of sheath and base of leaf. × 5, transverse section of sheath and stem. (Vol. v.)

PLATE XCIX.

GARNOTIA STRICTA, *Thw. non Brongn.*, G. TECTORUM, *Hook. f.* 1, whole plant. 2, geminate spikelets. × 3, spikelet. × 4, glume I. × 5, glume II. × 6, flowering glume. × 5, palea. × 6, upper part of sheath with base of leaf and ligule. × (Vol. v.)

PLATE C.

ARUNDINARIA DENSIFOLIA, *Munro.* 1, inflorescence. 2, base of stem and rootstock. 2, portion of panicle. 3, spikelet. × 4, glumes I. and II. × 5, glume III. × 6-9, front and side views of palea, with prolongation of the rhachilla. × 12, small leaf of young shoots, and base of old leaf with top of sheath and ligule. (Vol. v.)



1




4



5



6



2



3

G. De Alwis del.
R. Morgan lith.

West, Newman imp

PODOSTEMON (MAVELIA) METZGERIODES *Hook.*



W. De Alwis del.
R. Morgan lith.

PIPER THWAITESII, Cas. D.C.

West, Newman imp



H. De Siqueira del
R. Morgan 1922

HORTONIA ANGUSTIFOLIA TOW.

West Newman imp.





G. De Alwis del.
F. Morgan lith.

West, Newman imp.

HELICIA ZEYLANICA, *Gardn.*






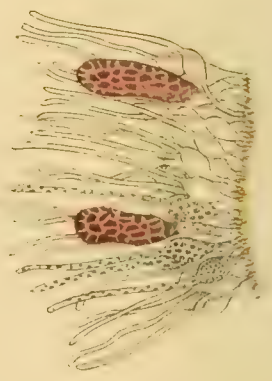

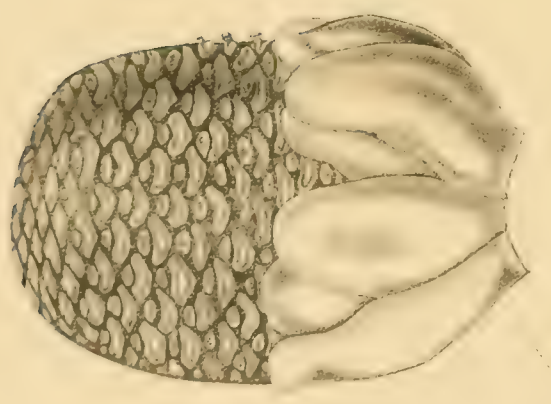
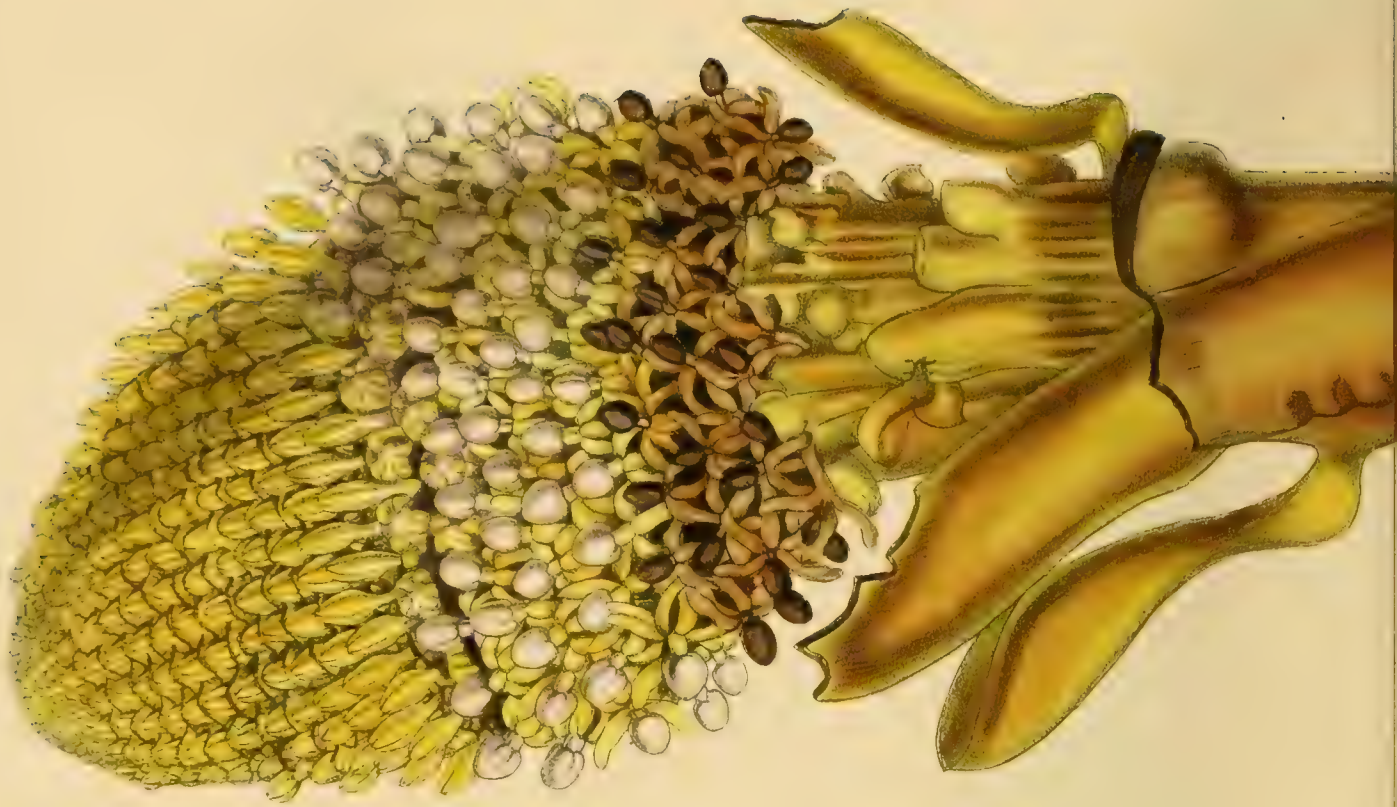
G. De Alwis del.
R. Morgan lith.

West Newman imp.

NOTOTHIXOS FLOCCOSUS Oliv.



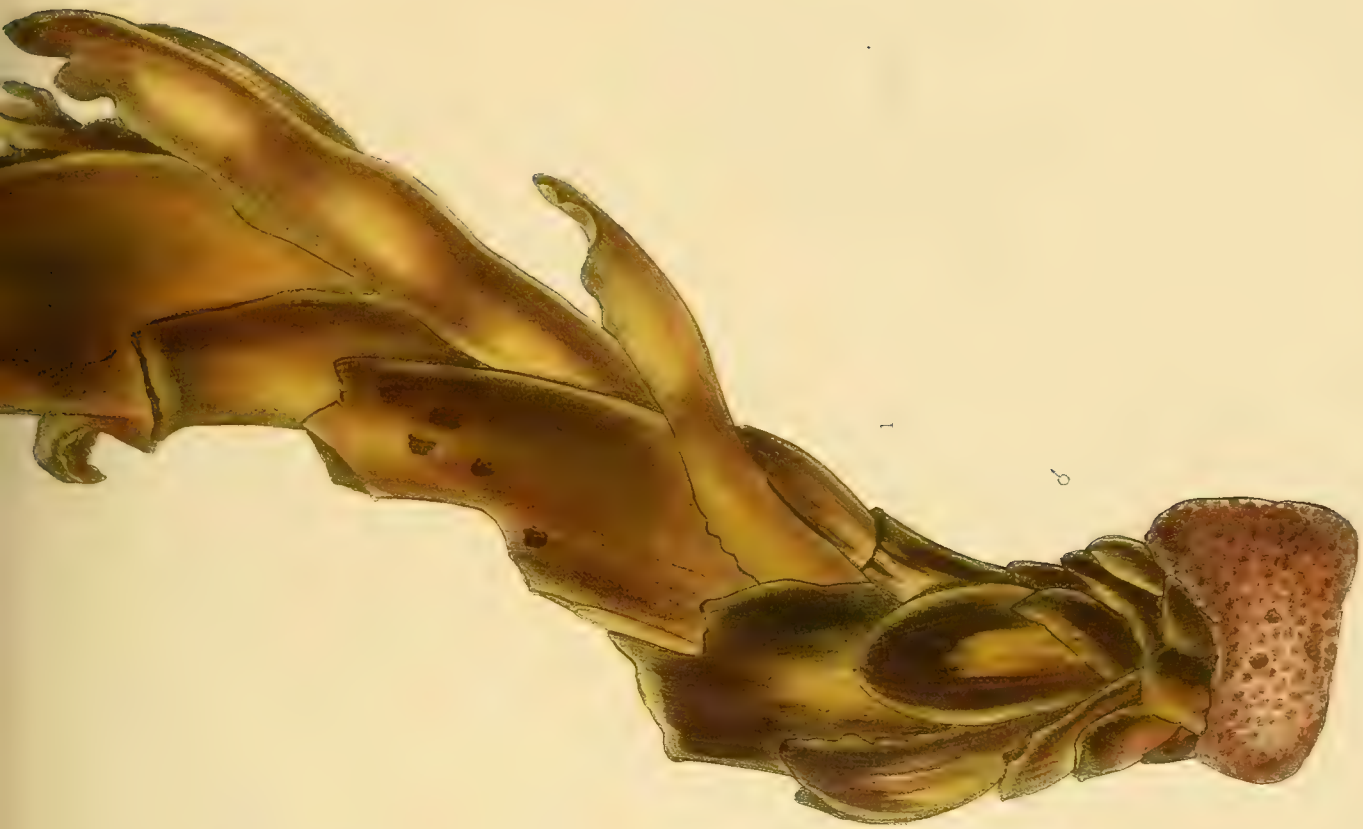




5

8


2



H. & W. De Alwis del.
R. Merggen lith.

BALANOPHORA THWAITESII, Ziehl.

West, Newman, 1917





H. De Alwis del.
R. Morgan lith.

West, Newman imp.

HEMICYCLIA GARDNERI, Thw





J. De Alvas del
S. Morgan del.

West Newman imp

TRIGONOSTEMON DIPLOPETALUS. Thw



H. De Alvis del.
F. Morgan lith.

West, Newman imp

DIMORPHOCALYX GLABELLUS, Thunb.





H. De Alwis del.
R. Morgan lith.

ADENOCHLÆNA ZEYLANICA; *Thw.*

West, Newman imp





G. De Alwis del.
R. Morgan lith.

CELTIS CINNAMOMEA Lindl

West, Newinan imp.





G. & W. DeAlwis del.
R. Morgan lith.

West, Newman imp.

BURMANNIA CHAMPIONII *Thun.*



H&W DeAlvns del
R. Morgan lith.

West Newman imp.

ROLBOPHYLLUM ELEGANS Gardn.





1

5

4



2



3



WDeAlwis del.
R.Morgan lith.

West, Newman imp.


CŒLOGYNE ODORATISSIMA Lindl.



W. De Alwis del.
R. Morgan lith.

CYMBIDIUM ENSIFOLIUM, sw, var. HAEMATODES Trim.

West, Newman imp






W. DeAlwis del.
R. Morgan lith.

VANILLA MOONII Thw.

West, Newman imp.






W. De Alms del.
R. Morgan lith.

CURCUMA OLIGANTHA, *Trim*

West, Newman imp







G. & W. DeAlvis del
R. Morgan lith.

DIOSCOREA SPICATA Roth.

West, Newman imp












W.DeAlwis del.
R.Morgan lith.

West, Newman imp

CYANOPTIS OBESISA Trin













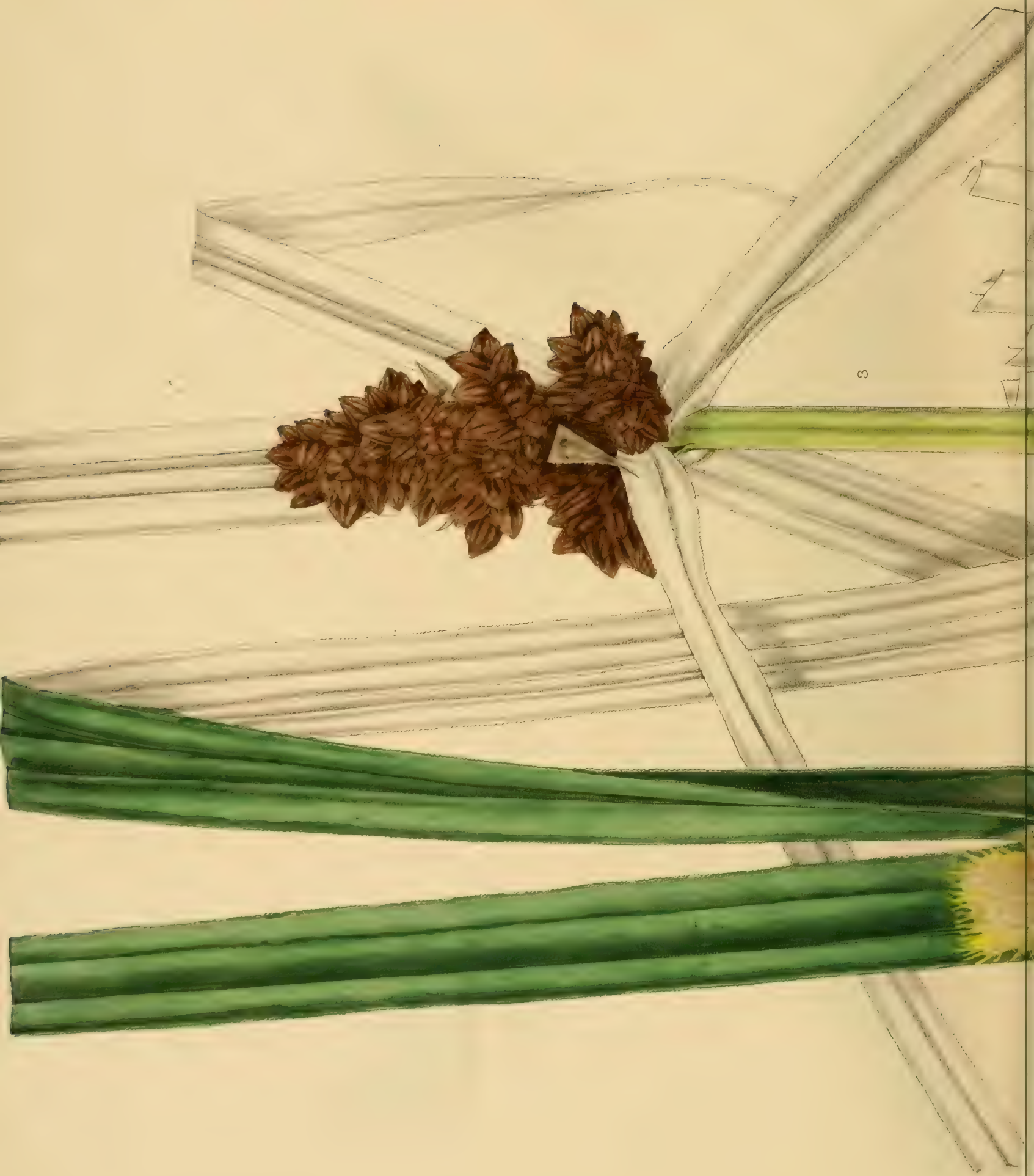
W De Alwis del
R Morgan lith.

West, Newman 1890

CYPERUS BULBOSUS, Vahl.








3









W. DeAlwis del.
R. Morgan lith.

ORYZA GRANULATA, *Nees & Arn.*

West, Newman imp.








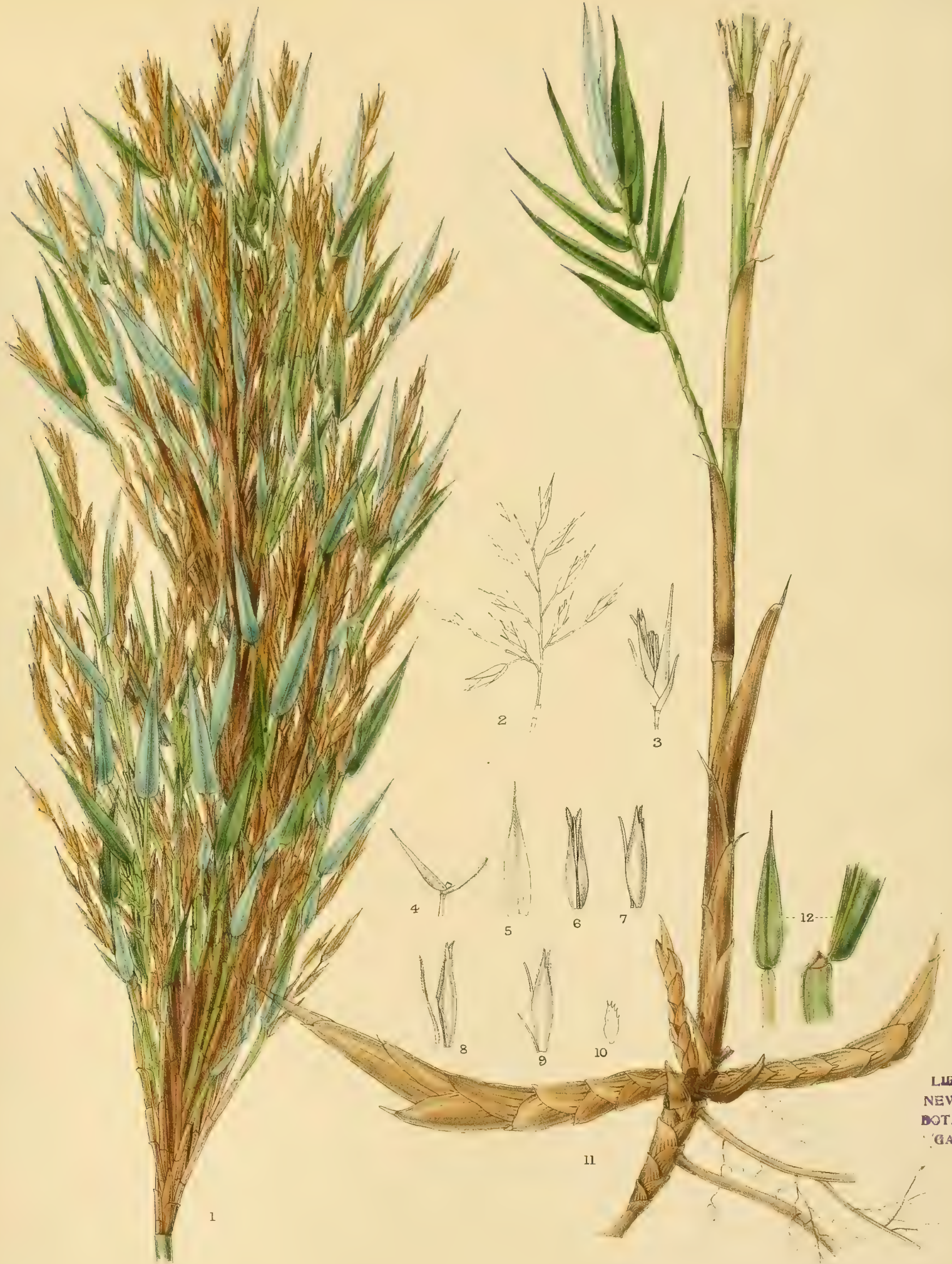


W De Alvaris del.
P. Morgan lith.

GARNOTIA STRICTA, Brongn.

LIBRARY
NEW YORK
West, Newman imp.







W. DeAlwis del.
R. Morgan lith.


ARUNDINARIA DENSIFOLIA, Munro.

West Newman imp.

LIBRARY
NEW YORK
BOTANICAL
GARDEN







New York Botanical Garden LI



3 5185 00235 6

