



|| HISTORY AND RECORDS

A || PROGRAM HISTORY

Few schools in America enjoy as rich a history as that of the Arkansas Razorback baseball program. With nine College World Series appearances - including national runner-up finishes in 1979 and 2018 - and 31 NCAA postseason appearances to its credit, the University of Arkansas has long been considered one of the nation's elite programs.

Entering their 99th season of play in 2021, the Razorbacks fielded their first team in 1897. Arkansas played for 24 years before seeing its team discontinued from 1930 to 1946. Hugo Bezdek, E.T. Pickering, T.T. McConnell, Claude Watts, Norman Coyle and Francis Schmidt served as coaches during the early days of the program. All but Watts and Coyle also served as head football coaches at the university.

The Razorbacks got back in the baseball business again in 1947 with Deke Brackett serving the first of three seasons as head coach. It was in 1950, with Razorback athletic trainer Bill Ferrell taking the reins, that modern day interest in the sport ignited for the first time. Though compiling only a 139-149 record during his 16-year tenure, the foundation was laid for what was to come.

Wayne Robbins took over for the popular Ferrell in 1966 and coached four seasons, going 50-51. His successor was a fiery young coach from Wisconsin who would eventually build the program into one of national prominence.


Norm DeBriyn was hired by Arkansas Athletics Director George Cole in 1970 and charged with making the Razorbacks competitive on a conference and national level. Arkansas baseball had not been a baseball-playing member of a league since dropping out of Southwest Conference play in 1926. One of DeBriyn's first tasks was to resume a SWC schedule, a feat which was accomplished in time for the 1974 season. His teams proved competitive in one of the nation's toughest baseball leagues and Arkansas would end up qualifying for 14 of the 15 SWC Tournaments held during the Razorbacks' membership in the league.

The Razorbacks became competitive on a larger scale as well under DeBriyn. Arkansas participated in its first NCAA postseason in 1973, DeBriyn's fourth season, and made its first trip to the NCAA College World Series in just his 10th campaign.

That trip to Omaha in 1979 saw the Razorbacks finish as national runners-up to Cal State Fullerton.

In his final season as coach in 2002, DeBriyn guided Arkansas to an NCAA Super Regional after winning the Wichita Regional with a perfect 3-0 mark. The Razorbacks came within two runs of advancing to their fifth NCAA College World Series, losing the Super Regional two games to one to host Clemson.

A new chapter in Arkansas baseball history began in 2003 when former Razorback player and graduate assistant coach Dave Van Horn was named head coach after DeBriyn retired. Since taking over at his alma mater, Van Horn has continued to grow the Razorback program with trips to the College World Series in 2004, 2009, 2012, 2015 and 2018, 15 NCAA Tournament berths and six super regional appearances in his first 16 seasons.



Head coach Norm DeBriyn led the Razorbacks to their first SEC title in 1999. In his career, he guided Arkansas to three conference titles combined in the SWC and SEC.



With the installation of lights at George Cole Field, Arkansas was able to host its first night game and the Southwest Conference Tournament in 1985.

Facilities have played an important role in the history of Razorback baseball. Upon DeBriyn's arrival, the Razorbacks were playing games at the run-down and disheveled Washington County Fairgrounds field barely fit for pasture land. By 1975, Arkansas had moved into George Cole Field, one of the few college ballparks in the country with an artificial playing surface. The park gave the program immediate respectability and Arkansas would advance five times to NCAA postseason play and twice to the NCAA College World Series in its first decade in the park.

Lights were added in 1985 with the help of former standouts Kevin McReynolds, Johnny Ray and Tim Lollar, a move that again advanced the program to another level.

George Cole Field was the site of the Razorback baseball program's coming of age. The Razorbacks would go 567-142-2 at the facility for a winning percentage of .799. It was the site of the school's first league tournament championship, in 1985, and home to a parade of all-conference and All-America players. McReynolds, Ray, Lollar and Tom Pagnozzi - some of the first Razorbacks to make a significant impact in Major League Baseball - were just a few of many DeBriyn pupils who honed their skills at George Cole Field and went on to excel in the majors.

Although he retired following the 2002 season, the magic continued with DeBriyn's subtle influence on the lives of Charlie Baum and Willard and Pat Walker families, key contributors to perhaps the crowning achievement of DeBriyn's tenure - Baum Stadium at George Cole Field.

The 8,237-seat stadium, which can accommodate a crowd of 10,737, is unparalleled in the country in form and function and moved the program to an even higher level of achievement.

Designed by the nationally acclaimed firm HOK, designers of such jewels as Oriole Park at Camden Yards, Coors Field and Progressive Field, Baum Stadium at George Cole Field played host to its first game on April 13, 1996, as a crowd of 3,328 saw the Razorbacks defeat Auburn in a doubleheader sweep.

Named the best college baseball facility in the nation by Baseball America in 1998 and 2018, the stadium has ignited the interest of Razorback fans throughout the region and helped Arkansas lead the nation in tickets sold in 2007 with 8,069 per game and set a then-NCAA record in the process.

Since 2004, the Hogs' second season under Van Horn, Arkansas has ranked in the top-five nationally in average attendance each year, bringing in 7,633 fans per game.

Another crown jewel of Razorback baseball is the new Fowler Family Baseball and Track Training Center. The 52,000 square-foot climate-controlled indoor facility opened in the fall of 2014 and includes a full-size practice infield that is suitable for live hitting, fielding and base running. The facility also includes four batting cages and protective netting around the facility to ensure safe activity and observation while taking protective measures toward the facility structure.

Arkansas baseball is not just about those who have been able to play the game for a living. The Razorbacks have produced 93 all-conference selections (all since 1976 when Bill Montgomery was named All-Southwest Conference), 27 All-America picks (Lollar was the first in 1978), 22 freshman All-America selections, 59 conference all-tournament selections, four conference titles (1989, 1990, 1999, 2004), one conference tournament championship and 11 NCAA Regional Tournament championships.

Since joining the SEC in 1992, Arkansas has already placed 53 players on All-SEC lists. Throughout the years, 59 former Razorbacks have played in the big leagues and eight were major league first-round draft picks in McReynolds (1981), Jeff King (1986), David Walling (1999), Nick Schmidt (2007), Logan Forsythe (2008), Zack Cox (2010), Ryne Stanek (2013) and Andrew Benintendi (2015).

Many former Razorbacks have given something back to the program that helped propel them to the professional ranks, but none so much as the all-star catcher Tom Pagnozzi. In addition to contributing the funds which made possible the Razorback clubhouse that bears his name, the annual Tom Pagnozzi Invitational Golf Tournament and surrounding events raise thousands of dollars each year for the Arkansas baseball program.

Memorable moments of Arkansas baseball vary with the observer. Arkansas' first NCAA postseason appearance in 1973 at Arlington Stadium in Arlington, Texas, will long be considered a watershed moment for DeBriyn's program. Though the Razorbacks lost two straight, it was a signal the program had arrived. Just six years later, the Razorbacks raced through the NCAA East Regional in Tallahassee, Florida, in four games to advance to the College World Series in Omaha, Nebraska, for the first time.

Three more wins in the then-true double elimination event put Arkansas in the championship game against Cal State Fullerton. Fullerton, playing with one loss, won the first championship game, 13-10, to force a winner-take-all rematch. Fullerton won that one 2-1, sending the disappointed Razorbacks home with the national runner-up trophy.

A third-place finish at the 1985 CWS also saw the Razorbacks go through Tallahassee and started a five-year stretch in which Arkansas advanced to Omaha three times, each time on an odd year. Fifth-place finishes in 1987 and 1989 were outstanding achievements for those teams.

Arkansas played host to its first Southwest Conference Tournament in 1985, winning three straight games at George Cole Field with an opening win over Baylor and

back-to-back victories over rival Texas. It was another example of facilities playing a role in the program's success - only the addition of lights that season enabled the school to snare the tournament host honor from traditional sites Texas and Texas A&M.

Memorable moments are hard to narrow to such a small space but would include some hard-to-forget home runs and pitching performances. Ralph Kraus ushered in the school's first night game in classic style with a home run in the bottom of the ninth inning to defeat Texas before thousands in 1985.

There have been 13 no-hitters in school history, the most recent by the combination of Dominic Taccolini, Matt Cronin, and Josh Alberius in the 2017 SEC Tournament. They blanked Auburn to join former Razorbacks Rich Erwin (1976), David Rhodes (1977), Scott Glanz (1982), Tim Deitz (1983), Fred Faust (1984), Steve Parker (1986), Dennis Fletcher-Tim Sherrill-Tim Peters (1987), Brian Cook-Brian Dennison (1991), Todd Abbott (1994), Richie Nye (1996), Scott Roehl (2001), and Nick Schmidt-Brian McLelland, Devin Collis (2006) as no-hit specialists.

Another Nye helped the Razorbacks make history again on the final day of the 1999 regular season. Rodney Nye homered in each of his first three trips to the plate to help the Razorbacks to a victory that gave UA its first SEC Western Division and overall titles.

Baum Stadium has already seen its share of memorable games in its short lifespan, such as Arkansas' 11-run rally to beat South Carolina, 17-16, in 1998 and a 16-0 win over Eastern Illinois in which David Walling fanned 16 batters to help give Norm DeBriyn his 1,000th career victory.

In 1999, the Razorbacks took their home field advantage to a new level, going 14-1 in home SEC games and ending the season with 13 consecutive conference victories at the facility. The solid play in home league games helped the Razorbacks earn division and overall league titles and brought an NCAA regional to the UA campus for the first time in school history.

In 2004, Arkansas duplicated the feat again earning a share of the SEC crown and topping the SEC West. Picked last in the division to begin the season, head coach Dave Van Horn guided this gritty bunch of Razorbacks to their second league title since joining the SEC. For their efforts, Arkansas earned a coveted national seed in the NCAA Tournament draw and hosted its second regional in school history.

The Razorbacks hosted, at the time, the largest attended NCAA Regional as 38,773 fans packed Baum Stadium for the three-day event. Arkansas didn't disappoint, although it took a historic comeback to send the home crowd away happy.



Former Razorbacks Ronn Reynolds, Kevin McReynolds, Tim Lollar and Johnny Ray with long-time Arkansas head coach Norm DeBriyn (middle). All four #ProHogs played in the Major Leagues for at least six years and each played in at least 100 games or more during their careers.

HISTORY AND RECORDS



Arkansas clinched its eighth trip to the College World Series in 2015 after defeating Missouri State in game three of the NCAA Fayetteville Super Regional. Arkansas won 21 of its final 29 games that year to reach its 14th-straight NCAA Tournament. In game two of the Super Regional, fans set a single-game Baum Stadium attendance record (12,167) that still stands today.

Down to its last out in an elimination game against Wichita State, Arkansas got a grand slam from junior catcher Brady Toops to complete an improbable 11-9 comeback win against Wichita State. Arkansas held off the Shockers, 4-3, in the regional final to secure the school's first-ever NCAA Super Regional.

The following weekend, Arkansas dominated No. 12 Florida State in a two-game sweep of the Seminoles televised nationally by ESPN. Razorback fans set a new NCAA record for super regional attendance at an on-campus venue drawing 9,338 on Friday and 10,027 on Saturday. With the 4-2 win in game two, Arkansas clinched its fifth College World Series berth.

During the 2009 regular season, Arkansas earned its first No. 1 ranking and defeated Arizona State in front of a then-Baum-record 11,014 fans in the facility's first matchup between top-ranked teams; the Sun Devils were also ranked No. 1 at the time in other national polls.

That same year, the Hogs swept through the Norman Regional and Tallahassee Super Regional, upsetting national seeds Oklahoma and Florida State, respectively, to earn the program's sixth trip to Omaha.

On college baseball's grandest stage at historic Rosenblatt Stadium, Arkansas split its first two games of the 2009 College World Series, besting Cal State Fullerton and then losing to LSU. The Razorbacks found themselves one out away from elimination against Virginia before Brett Eibner lifted a two-run shot to left field to tie the game. Arkansas went on to win the instant classic, 4-3, in 12 innings, and finished the series in third place.

The Razorbacks reached the College World Series for the third time under Van Horn in 2012 as Arkansas put together a memorable postseason run that saw them down old SWC rivals Rice and Baylor on their home fields. Arkansas opened its tournament run in Houston as it defeated Sam Houston State twice and downed eighth-ranked Rice in a 1-0 shutout.

The next week, Arkansas returned to the state of Texas and faced No. 4 national seed Baylor. After dropping the opener of the Super Regional, Arkansas responded by winning the next two games to punch its ticket to Omaha.

A scoreless game until the top of the 10th inning, Arkansas broke through on Jake Wise's RBI single, scoring Brian Anderson. Randall Fant, Nolan Sanburn, Brandon

Moore, Trent Daniel and Colby Suggs combined to shut down the high-powered Baylor offense and send Arkansas to Omaha.

In the College World Series, the Razorbacks opened by winning its first two games, defeating Kent State, 8-1, in the opener and then downing South Carolina, 2-1, to snap the Gamecocks' 22-game NCAA postseason win streak. Arkansas would finish tied for third in the CWS after eventual-runner up South Carolina defeated the Razorbacks twice.

The 2015 season saw the greatest individual performance ever by an Arkansas baseball player as outfielder Andrew Benintendi became the first Razorback to win the Golden Spikes Award given to the national player of the year. The sophomore wowed the crowds at Baum Stadium as he became just the third player in SEC history to lead the league in home runs (20) and batting average (.376).

With the help of Benintendi, Arkansas had an improbable run culminating in one of the most memorable seasons in Razorback history. Entering April at 14-14, Arkansas went on a tear, going 21-8 in its final 29 games and earned a two-seed in the NCAA Tournament.

Arkansas headed to the Stillwater Regional and cruised through, winning all three games they played. The Hogs won the Regional and won the right to host a Super Regional the following week against national-seed Missouri State.

The Razorbacks split the first two games of the Fayetteville Super Regional setting up a winner-take-all third game. Behind a raucous and stadium-record crowd of 12,167 fans, first team All-SEC closer Zach Jackson took the mound with a one run lead and 11 outs standing between the Razorbacks and Omaha. Jackson retired 11 straight, including a series-ending strikeout that sent Baum Stadium into hysteria and the Razorbacks to the College World Series for the third time in the past seven years.

Arkansas continued its trend of making it to Omaha every three seasons as it returned to the College World Series in 2018, the fifth time under head coach Dave Van Horn and ninth time overall. In turn, the Razorbacks made its deepest run since 1979.

The road to its ninth College World Series was not easy as Arkansas' regular-season schedule was, arguably, the toughest in the nation. The Hogs faced four of the seven other teams (Mississippi State, Florida, Texas, Texas Tech) that made the CWS

field and went on to win 35 games at home, never losing a series at Baum Stadium in the process.

For the third time in its history, Arkansas was awarded a national seed (No. 5) for the NCAA Tournament ultimately giving it home field advantage all the way to the College World Series. The Hogs won three-straight games in the regional and two of three games in the Super Regional against SEC foe, South Carolina to earn the coveted spot in Omaha. The fans responded with the opportunity of having postseason baseball at Baum Stadium, making it the highest attended regional and super regional for 2018.

In Omaha, the Razorbacks won their first three games of the series, defeating Texas, Texas Tech and Florida to earn its first trip to the CWS final since 1979. Arkansas won game one of the final against Oregon State, 4-1, utilizing another stellar pitching performance from junior Blaine Knight, who ended his Razorback career setting the Arkansas single-season record for wins with a perfect 14-0 record. His closer, Matt Cronin, also set the Arkansas single-season saves record (14) in the same game.

Arkansas came within one strike of winning its first national championship in game two against Oregon State, but the Beavers scored three runs in the ninth inning and claimed game three the next day to give Arkansas its second national runner-up trophy in school history.

For the first time in program history, the Razorbacks secured a trip to the College World Series in back-to-back seasons, reaching the promised land in 2019. The Hogs rode a 41-17 overall record and a 20-10 mark in SEC play to a West Division title and a No. 5 National Seed, ensuring the Road to Omaha continued to run through Fayetteville.

In Regional action, Arkansas made light work of Central Connecticut State (11-5) and TCU twice (3-1 & 6-0) to move on to Super Regional play, where a familiar foe awaited them. Arkansas got the privilege of facing Ole Miss for the sixth, seventh & eighth times in 2019, taking games one & three by scores of 11-2 & 14-1 to earn the program's 10th trip to the College World Series.

Despite a shortened season in 2020, the Hogs still found ways to make it a memorable one. Arkansas started out 7-0 with sweeps over Eastern Illinois and



Head coach Dave Van Horn has reached the College World Series eight times in his career, six with Arkansas. His eight trips to Omaha is tied for the most of any active coach in the nation.

Gonzaga, which included an Opening Day 11-strikeout performance from Connor Noland. In the finale against South Alabama, Heston Kjerstad hit the program's first walk-off home run exactly seven years to the day on March 8, 2013. The final game of the season was also a milestone game, as a wild 10-9 victory over Grand Canyon gave Dave Van Horn his 700th as head coach of the Razorbacks.

A rich history with legendary players, coaches and games make Arkansas baseball a unique and treasured program. With Baum-Walker Stadium as a backdrop for the Razorbacks' continued competition in the toughest league in the nation, Arkansas baseball promises to bring fans many more great moments for many years to come.





RAZORBACKS FINISH SECOND IN FIRST CWS APPEARANCE

Overall Record: 49-15 | **SWC Record:** 19-5

SWC Finish: 2nd

SWC Tournament Finish: 2nd

College World Series Finish: 2nd

All-America Selections: Ronn Reynolds, C

CWS All-Tournament Team: Marc Brumble, OF

All-SWC Selections: Steve Krueger, LHP; Johnny Ray, 2B; Ronn Reynolds, C; Ed Wallace, 1B

All-SWC Tournament Selections: Marc Brumble, OF; John Hennell, 1B; Johnny Ray, 2B; Ronn Reynolds, C; Scott Tabor, P; Larry Wallace, SS

1979 Roster

Head Coach: Norm DeBriyn

Assistant Coaches: Doug Clark, Tom Hilton, Ban Ormsby


Name	Pos.	Yr.	Hometown (Last School)
Tim Alexander	RHP	So.	Ft. Smith, Ark. (Southside)
Jeff Ash	OF	Jr.	Shawnee Mission, Kan. (North)
Donald Atkins	INF/OF	Fr.	Little Rock, Ark. (Parkview)
Bill Bakewell	RHP	Sr.	Tulsa, Okla. (Hale)
Powell Bowers	2B	Fr.	Mt. Pleasant, Texas (Mt. Pleasant)
Jeff Boyd	RHP	Jr.	Springfield, Mo. (Glendale)
Marc Brumble	OF	Sr.	Tulsa, Okla. (Hale)
Mark Bulgarelli	C	Sr.	Littleton, Colo. (Arapahoe)
Randal Carter	SS/3B	Jr.	Springfield, Mo. (Hillcrest)
Tim Clancy	C/1B	Jr.	Tulsa, Okla. (Bishop Kelley)
Steve Coker	3B	So.	Fayetteville, Ark. (Fayetteville)
Chris Day	LHP	So.	Houston, Texas (Sharpstown)
Rich Erwin	RHP	Sr.	Littleton, Colo. (Littleton)
Kevin Grover	LHP	Fr.	Janesville, Wis. (Craig)
Bill Grubb	INF/OF	Jr.	Tulsa, Okla. (Hale)
Jeff Haun	INF	Fr.	Overland Park, Kan. (South)
John Hennell	1B	Jr.	Ashland, Wis. (Ashland)
Stuart Huchingson	RHP	Fr.	West Memphis, Ark. (West Memphis)
Jeff Huddleston	RHP	So.	Texarkana, Texas (Liberty)
Albert Jiron	SS	Fr.	Lakewood, Colo. (Bear Creek)
Danny Johnson	RHP	Fr.	Pine Bluff, Ark. (Watson Chapel)
Rob Kauffman	3B	Jr.	Tulsa, Okla. (Hale)
Mike Kreyborg	RHP	Fr.	Tulsa, Okla. (Bishop Kelley)
Dave King	OF	Jr.	Elkins, Ark. (Elkins)
Steve Krueger	LHP	Jr.	Topeka, Kan. (West)
Bruce Lahay	LHP	So.	St. Louis, Mo. (Oakville)
Mike Martin	OF	Sr.	Moore, Okla. (Moore)
Dale McDaniel	RHP	Jr.	Kansas City, Mo. (Hickman)
Pat McGurk	RHP	Jr.	Muskogee, Okla. (Muskogee)
Bob McHale	RHP	Jr.	Tobyhanna, Pa. (Pocono)
Kevin McReynolds	OF	Fr.	North Little Rock, Ark. (Sylvan Hills)
Kevin Radford	2B	Jr.	Tulsa, Okla. (Memorial)
Johnny Ray	2B	Sr.	Chouteau, Okla. (Chouteau)
Ronn Reynolds	C	Jr.	Wichita, Kan. (Southeast)
Rickey Riddle	OF	Jr.	Hot Springs, Ark. (Hot Springs)
Billy Schock	RHP	Fr.	Deer Park, Texas (Deer Park)
John Stanley	LHP	Jr.	Little Rock, Ark. (Hall)
Scott Tabor	RHP	Fr.	Little Rock, Ark. (McClellan)
Ed Wallace	LHP	Sr.	Florissant, Mo. (McClure)
Larry Wallace	2B/SS	Sr.	Pine Bluff, Ark. (Pine Bluff)
Manual Warrior	RHP	Sr.	Sapulpa, Okla. (Kellyville)
Ron Waymire	RHP	Jr.	Tulsa, Okla. (Cascia Hall)
Andy White	RHP	So.	Newport, Ark. (Newport)
Luis Zambrana	OF	So.	Carolina, Puerto Rico

1979 Results

Date	Result	Opponent	Location
2/23	W, 7-1	William Jewell	Fayetteville
2/23	W, 13-2	William Jewell	Fayetteville
2/27	W, 5-0	Missouri Southern	Fayetteville
2/27	W, 3-2	Missouri Southern	Fayetteville
3/2	W, 2-0	Texas*	Fayetteville
3/3	L, 3-2	Texas*	Fayetteville
3/3	L, 1-0	Texas*	Fayetteville
3/4	L, 3-2	Southern Illinois	Fayetteville
3/4	L, 18-5	Southern Illinois	Fayetteville
3/5	W, 5-0	Southwest Baptist	Fayetteville
3/5	W, 9-2	Southwest Baptist	Fayetteville
3/6	W, 4-1	Tulsa	Fayetteville
3/6	W, 8-1	Tulsa	Fayetteville
3/9	W, 6-3	Rice*	Houston, Texas
3/10	W, 7-2	Rice*	Houston, Texas
3/10	W, 12-3	Rice*	Houston, Texas
3/16	W, 12-1	Baylor*	Fayetteville
3/17	W, 5-1	Baylor*	Fayetteville
3/17	L, 4-0	Baylor*	Fayetteville
3/19	W, 13-0	Missouri Western	Fayetteville
3/19	W, 7-6 (11)	Missouri Western	Fayetteville
3/23	W, 7-1	TCU*	Fort Worth, Texas
3/24	W, 10-1	TCU*	Fort Worth, Texas
3/24	W, 9-4	TCU*	Fort Worth, Texas
3/26	W, 6-2	Eastern Michigan	Fayetteville
3/26	W, 1-0	Eastern Michigan	Fayetteville
3/27	W, 7-4	Iowa	Fayetteville
3/27	W, 6-0	Eastern Michigan	Fayetteville
3/30	W, 3-1	SMU*	Fayetteville
3/31	W, 3-1	SMU*	Fayetteville
3/31	W, 9-2	SMU*	Fayetteville
4/3	W, 5-1	SMS	Fayetteville
4/3	W, 4-3	SMS	Fayetteville
4/6	L, 9-8	Texas Tech*	Lubbock, Texas
4/7	W, 6-2	Texas Tech*	Lubbock, Texas
4/7	W, 12-9	Texas Tech*	Lubbock, Texas
4/13	W, 4-0	South Dakota	Fayetteville
4/13	W, 7-0	South Dakota	Fayetteville
4/14	W, 7-1	South Dakota	Fayetteville
4/14	W, 8-1	South Dakota	Fayetteville
4/17	L, 5-2	Oral Roberts	Tulsa, Okla.
4/20	W, 5-3	Houston*	Fayetteville
4/21	W, 3-0	Houston*	Fayetteville
4/21	W, 11-10 (8)	Houston*	Fayetteville
4/27	L, 6-0	Texas A&M*	College Station, Texas
4/28	W, 2-0 (11)	Texas A&M*	College Station, Texas
4/28	W, 9-1	Texas A&M*	College Station, Texas
4/30	L, 9-8	Missouri Southern	Joplin, Mo.
4/30	W, 6-5	Missouri Southern	Joplin, Mo.
5/4	L, 7-6	Wichita State	Wichita, Kan.
5/4	L, 5-4	Wichita State	Wichita, Kan.
5/12	W, 6-1	Baylor!	Austin, Texas
5/13	L, 6-2	Texas!	Austin, Texas
5/14	W, 6-2	Texas A&M!	Austin, Texas
5/14	L, 12-6	Texas!	Austin, Texas
5/25	W, 12-11	George Washington+	Tallahassee, Fla.
5/26	W, 9-1	Florida+	Tallahassee, Fla.
5/26	W, 8-6	Delaware+	Tallahassee, Fla.
5/27	W, 4-3	Delaware+	Tallahassee, Fla.
6/1	W, 5-4	Pepperdine#	Omaha, Neb.
6/3	W, 10-3	Arizona#	Omaha, Neb.
6/5	W, 9-4	Texas#	Omaha, Neb.
6/6	L, 13-10	Cal State Fullerton#	Omaha, Neb.
6/8	L, 2-1	Cal State Fullerton#	Omaha, Neb.

* - SWC Game; ! - SWC Tournament; + - NCAA East Regional;

- College World Series



RAZORBACKS WIN 51 GAMES, FINISH THIRD AT CWS

Overall Record: 51-15 | SWC Record: 13-7

SWC Finish: 3rd

SWC Tournament Finish: 1st

College World Series Finish: 3rd

All-America Selections: Mike Loggins, OF

CWS All-Tournament Team: Jeff King, 3B; Ralph Kraus, OF

All-SWC Selections: Tim Deitz, P; Fred Farwell, P; Jeff King, 3B; Mike Loggins, OF;

Norm Roberts, OF

All-SWC Tournament Selections: Tim Deitz, P; Fred Farwell, P; Jeff King, 3B; Mike Loggins, OF;

Dave Patterson, 1B (MVP); Norm Roberts, OF; Doyle Wilson, C


1985 Roster

Head Coach: Norm DeBriyn

Assistant Coaches: Doug Clark, Dave Jorn, Rex Dickerson (GA), Rude Garcia (GA),

Dave Van Horn (GA)

Name	Pos.	Yr.	Hometown (Last School)
Joe Blair	2B	Fr.	Orlando, Fla. (Bishop)
Kevin Campbell	RHP	So.	Des Arc, Ark. (Des Arc)
Dera Clark	RHP	So.	Artesia, N.M. (Artesia)
Steve Clements	OF	Sr.	Vancouver, British Columbia (S. Idaho JC)
Jay Cleveland	RHP	So.	Amarillo, Texas (UTEP)
Tim Deitz	RHP	Jr.	Tulsa, Okla. (Hale)
Joe DiLeo	INF	Fr.	Scranton, Pa. (Central)
Bobby Joe Edmonds	OF	So.	St. Louis, Mo. (Luthern North)
Fred Farwell	LHP	Jr.	Nashua, N.H. (Crowder JC)
Fred Faust	RHP	Jr.	Fayetteville, Ark. (Fayetteville)
David Ferrell	2B	Jr.	West Fork, Ark. (Northark JC)
Chris Flake	OF	Fr.	North Little Rock, Ark. (Northeast)
Rob Gee	LHP	Jr.	North Little Rock, Ark. (Westark JC)
Ray Harris	LHP	Fr.	Jacksonville, Ark. (Jacksonville)
Jim Hartman	OF	Fr.	Bedford, Texas (Trinity)
Keith Helton	LHP	So.	North Little Rock, Ark. (Ole Main)
Howard Hilton	RHP	Sr.	Oxnard, Calif. (Oxnard JC)
Rick Huntze	RHP	Sr.	Tulsa, Okla. (Bacone JC)
Mark Jackson	OF	Jr.	North Little Rock, Ark. (Northeast)
Joe Jakoncuk	1B	Fr.	Cabot, Ark. (Cabot)
Kevin Kee	RHP	Fr.	Wichita Falls, Texas (Hirschi)
Keith Kerns	2B	Jr.	Salina, Okla. (Bacone JC)
Jeff King	3B	So.	Colorado Springs, Colo. (Rampart)
Ralph Kraus	1B/OF	Jr.	Plano, Texas (Plano)
Jim Kremers	INF	Fr.	North Little Rock, Ark. (Catholic)
Mike Loggins	OF	Jr.	Crossett, Ark. (Crossett)
Chris Lusker	C	Jr.	Pittsburg, Kan. (Labette JC)
Ron Meilleur	RHP	Fr.	Winnipeg, Canada (Winnipeg)
Gary Murphy	RHP	Jr.	Hazleton, Pa. (Luzerne JC)
Greg Murtha	C	Fr.	Little Rock, Ark. (Westark JC)
David Patterson	INF	Jr.	Ventura, Calif. (Ventura JC)
Tony Peters	C	Jr.	Nicholson, Pa. (Lackawanna)
Pat Rice	RHP	Jr.	Colorado Springs, Colo. (Academy)
Derrick Richardson	INF	Sr.	Fort Smith, Ark. (Northside)
Norm Roberts	OF	Sr.	Texarkana, Texas (Texas)
Ellis Roby	SS	Jr.	North Little Rock, Ark. (Ole Main)
Doyle Wilson	C	Jr.	Chandler, Ariz. (Mesa JC)



1985 Results

Date	Result	Opponent	Location
2/9	L, 5-2	Miami (Fla.)	Coral Gables, Fla.
2/9	L, 2-1	Miami (Fla.)	Coral Gables, Fla.
2/10	L, 4-0	Miami (Fla.)	Coral Gables, Fla.
2/16	W, 4-0	Oklahoma City	Fayetteville
2/16	W, 20-13	Oklahoma City	Fayetteville
2/17	W, 5-2	Oklahoma City	Fayetteville
2/22	W, 5-1	Kansas State	Fayetteville
2/25	W, 12-1	Missouri Southern	Fayetteville
2/25	W, 8-3	Missouri Southern	Fayetteville
3/1	W, 15-4	Lubbock Christian	Fayetteville
3/2	W, 15-1	Lubbock Christian	Fayetteville
3/2	W, 4-1	Lubbock Christian	Fayetteville
3/3	W, 11-3	Northwest Missouri State	Fayetteville
3/4	W, 18-8	Northeast Missouri State	Fayetteville
3/5	W, 15-6	Southeast Oklahoma State	Fayetteville
3/8	W, 9-7	Indiana State	Fayetteville
3/9	W, 7-2	Indiana State	Fayetteville
3/9	W, 3-1	Indiana State	Fayetteville
3/17	W, 8-4	Rice*	Houston, Texas
3/17	L, 13-2	Rice*	Houston, Texas
3/18	W, 10-0	Missouri Western	Fayetteville
3/18	W, 4-0	Missouri Western	Fayetteville
3/19	W, 4-3	School of the Ozarks	Fayetteville
3/19	W, 6-0	School of the Ozarks	Fayetteville
3/22	W, 5-4	Texas*	Fayetteville
3/23	W, 2-1	Texas*	Fayetteville
3/23	L, 13-3	Texas*	Fayetteville
3/26	L, 3-1	Oklahoma State	Stillwater, Okla.
3/29	L, 6-2	Texas A&M*	College Station, Texas
3/31	W, 6-4	Texas A&M*	College Station, Texas
3/31	W, 15-4	Texas A&M*	College Station, Texas
4/2	L, 6-14	Oklahoma State	Fayetteville
4/5	W, 16-12	Houston*	Fayetteville
4/6	W, 5-4	Houston*	Fayetteville
4/6	L, 10-9	Houston*	Fayetteville
4/12	W, 14-4	Texas Tech*	Lubbock, Texas
4/13	W, 14-11	Texas Tech*	Lubbock, Texas
4/13	W, 22-5	Texas Tech*	Lubbock, Texas
4/16	W, 6-5	SMS	Fayetteville
4/19	W, 19-7	TCU*	Fort Worth, Texas
4/20	L, 4-3	TCU*	Fort Worth, Texas
4/20	W, 12-6	TCU*	Fort Worth, Texas
4/26	L, 7-6	Baylor*	Fayetteville
4/27	W, 5-4	Baylor*	Fayetteville
4/27	L, 11-8	Baylor*	Fayetteville
4/30	L, 16-2	Mississippi State	Greenville, Miss.
5/1	W, 13-1	Mississippi State	Little Rock, Ark.
5/3	W, 10-4	Kansas	Fayetteville
5/4	W, 6-5	Kansas	Fayetteville
5/4	W, 6-2	Kansas	Fayetteville
5/6	W, 14-4	Oklahoma Christian	Fayetteville
5/9	W, 6-4	Oral Roberts	Fayetteville
5/10	W, 5-1	Oral Roberts	Fayetteville
5/11	W, 9-5	Oral Roberts	Tulsa, Okla.
5/15	W, 11-2	Louisiana-Lafayette!	Fayetteville
5/17	W, 6-4	Baylor!	Fayetteville
5/18	W, 9-5	Texas!	Fayetteville
5/19	W, 10-6	Texas!	Fayetteville
5/23	W, 20-13	Eastern Kentucky+	Tallahassee, Fla.
5/24	W, 13-9	George Mason+	Tallahassee, Fla.
5/25	W, 7-6	Florida State+	Tallahassee, Fla.
5/26	W, 7-5	Georgia Tech+	Tallahassee, Fla.
5/31	W, 1-0	South Carolina#	Omaha, Neb.
6/3	L, 5-4	Mississippi State#	Omaha, Neb.
6/6	W, 10-4	Stanford#	Omaha, Neb.
6/8	L, 8-7	Texas#	Omaha, Neb.

* - SWC Game; ! - SWC Tournament; + - NCAA South II Regional; # - College World Series



RAZORBACKS MAKE 3RD CWS APPEARANCE, FINISH 5TH

Overall Record: 51-16 | SWC Record: 17-4

SWC Finish: 2nd

SWC Tournament Finish: 2nd

College World Series Finish: 5th

All-America Selections: Andy Skeels, C

CWS All-Tournament Team: None

All-SWC Selections: Bobby Edwards, P; Tim Peters, P; Andy Skeels, C

All-SWC Tournament Selections: Andy Skeels, C

1987 Roster

Head Coach: Norm DeBriyn

Assistant Coaches: Doug Clark, Dave Jorn, Dave Van Horn (GA), Jerry Pufall (GA)

Name	Pos.	Yr.	Hometown (Last School)
Jim Anderson	C/OF	Fr.	St. Louis, Mo. (Lindbergh)
Bob Bailey	INF	Fr.	Newport, Ark. (Newport)
Randy Bobb	1B	Jr.	Broken Arrow, Okla. (Broken Arrow)
Jim Calhoon	INF	Fr.	Jacksonville, Ark. (Jacksonville)
Dan Campbell	OF	Jr.	Palos Verdes, Calif. (L.A. Harbor JC)
Kyle Caple	C	Fr.	Plano, Texas (Plano)
Bubba Carpenter	OF/LHP	Fr.	Winslow, Ark. (West Fork)
John Cebuhar	LHP	Jr.	Tulsa, Okla. (East Oklahoma JC)
Jay Cleveland	RHP	Sr.	Amarillo, Texas (UTEP)
Stan Click	OF	Jr.	Crossett, Ark. (Garden City JC)
Greg D'Alexander	3B	Fr.	Allen Park, Mich. (Cabrini)
Bob Edwards	RHP	Jr.	Salt Lake City, Utah (Coll. of S. Idaho)
Troy Eklund	1B/OF	So.	Kansas City, Mo. (Parkhill)
Dennis Fletcher	RHP	So.	Farmington, Ark. (Farmington)
Shawn Gore	1B/OF	Fr.	West Fork, Ark. (Farmington)
Bill Gunger	OF	So.	Auburn, N.Y. (Quinnipiac College)
Ray Harris	LHP	Jr.	Jacksonville, Ark. (Jacksonville)
Keith Helton	LHP	Sr.	North Little Rock, Ark. (Ole Main)
Mickey House	OF	So.	DeKalb, Texas (Texarkana JC)
Greg King	INF	Fr.	Lenexa, Kan. (Shawnee Mission South)
Jim Kremers	C/OF	Jr.	North Little Rock, Ark. (Catholic)
Allen Lester	LHP	Fr.	Fort Smith, Ark. (Southside)
Rod Moore	OF	Sr.	Oklahoma City, Okla. (Seminole JC)
Mike Oquist	RHP	Fr.	LaJunta, Colo. (Lajunta)
Tim Peters	RHP	Sr.	Portland, Ore. (Coll. of S. Idaho)
Tony Peters	C	Sr.	Nicholson, Pa. (Lackawana JC)
Jim Phillips	1B	Jr.	Texarkana, Texas (Seminole JC)
Scott Pose	INF	So.	West Des Moines, Iowa (Iowa West CC)
Ken Reese	INF	Jr.	Texarkana, Texas (Panola JC)
Tim Sherrill	LHP	Sr.	Harrison, Ark. (North Arkansas CC)
Britt Shoptaw	RHP	Fr.	Little Rock, Ark. (McClellan)
Mike Sisco	SS	Sr.	Des Peres, Mo. (Merramec JC)
Andy Skeels	C/OF	Sr.	Thousand Oaks, Calif. (Oxnard JC)
Don Thomas	3B/OF	So.	Pine Bluff, Ark. (Dollarway)
Kendall Trainor	OF	So.	Fredonia, Kan. (Fredonia)
Spencer Wilkinson	RHP	Jr.	Muskogee, Okla. (Connors State CC)
Kelly Zane	INF	Jr.	Wichita, Kan. (Butler County CC)

1987 Results

Date	Result	Opponent	Location
2/14	W, 3-1	Memphis	Memphis, Tenn.
2/14	T, 2-2	Memphis	Memphis, Tenn.
2/21	W, 21-5	Memphis	Fayetteville
2/22	W, 14-7	Memphis	Fayetteville
2/23	W, 4-3	Missouri Southern	Fayetteville
2/23	W, 13-10	Missouri Southern	Fayetteville
2/25	L, 6-4	Hawaii Pacific	Honolulu, Hawaii
2/26	W, 10-7	Hawaii Pacific	Honolulu, Hawaii
2/27	L, 8-4	Hawaii	Honolulu, Hawaii
2/28	L, 6-5 (10)	Hawaii	Honolulu, Hawaii
3/1	W, 9-7 (10)	Hawaii	Honolulu, Hawaii
3/2	W, 7-4	Hawaii	Honolulu, Hawaii
3/6	L, 4-3	Kansas State	Fayetteville
3/7	W, 12-7	Kansas State	Fayetteville
3/8	W, 13-4	North Texas	Fayetteville
3/9	W, 13-3	Lubbock Christian	Fayetteville
3/10	W, 20-10	St. Louis	Fayetteville
3/11	W, 9-0	St. Louis	Fayetteville
3/11	W, 15-5	St. Louis	Fayetteville
3/13	W, 10-3	Northern Iowa	Fayetteville
3/14	W, 8-3	Western Kentucky	Fayetteville
3/15	W, 5-2	Western Kentucky	Fayetteville
3/15	L, 11-5	Washington State	Fayetteville
3/20	W, 17-10	Texas A&M*	College Station, Texas
3/21	W, 8-2	Texas A&M*	College Station, Texas
3/21	W, 7-3	Texas A&M*	College Station, Texas
3/25	L, 8-1	Oklahoma State	Stillwater, Okla.
3/27	L, 4-3	Houston*	Fayetteville
3/28	W, 10-3	Houston*	Fayetteville
3/28	W, 12-6	Houston*	Fayetteville
3/31	W, 11-2	Missouri-St. Louis	Fayetteville
3/31	W, 14-2	Missouri-St. Louis	Fayetteville
4/3	W, 2-0	Texas Tech*	Lubbock, Texas
4/4	W, 8-6	Texas Tech*	Lubbock, Texas
4/4	W, 9-0	Texas Tech*	Lubbock, Texas
4/7	W, 16-2	Evangel	Fayetteville
4/10	W, 9-7	TCU*	Fort Worth, Texas
4/11	L, 7-6	TCU*	Fort Worth, Texas
4/11	W, 13-7	TCU*	Fort Worth, Texas
4/15	W, 12-11	Oklahoma	Fayetteville
4/17	W, 5-3	Baylor*	Fayetteville
4/18	W, 8-0	Baylor*	Fayetteville
4/18	W, 6-5	Baylor*	Fayetteville
4/20	W, 12-1	School of the Ozarks	Fayetteville
4/21	W, 9-8	Oklahoma State	Fayetteville
4/24	W, 4-3	Rice*	Houston, Texas
4/25	W, 5-1	Rice*	Houston, Texas
4/25	W, 3-0	Rice*	Houston, Texas
4/28	W, 14-10	Southeast Oklahoma State	Fayetteville
4/29	W, 20-5	Missouri Southern	Fayetteville
5/1	L, 9-5	Texas*	Fayetteville
5/2	W, 9-3	Texas*	Fayetteville
5/2	L, 4-1	Texas*	Fayetteville
5/7	W, 14-4	Oral Roberts	Fayetteville
5/8	W, 17-5	Oral Roberts	Fayetteville
5/10	L, 10-2	Oral Roberts	Tulsa, Okla.
5/10	L, 12-11 (10)	Missouri	Columbia, Mo.
5/15	W, 4-3	Texas A&M!	Austin, Texas
5/17	L, 10-3	Texas!	Austin, Texas
5/17	W, 14-9	Houston!	Austin, Texas
5/18	L, 3-2	Texas!	Austin, Texas
5/22	W, 10-7	Middle Tennessee+	Huntsville, Ala.
5/22	W, 7-2	West Virginia+	Huntsville, Ala.
5/23	W, 6-5 (10)	Clemson+	Huntsville, Ala.
5/24	W, 4-2	Clemson+	Huntsville, Ala.
5/30	L, 13-6	Texas#	Omaha, Neb.
5/31	W, 5-4	Georgia#	Omaha, Neb.
6/3	L, 5-2	LSU#	Omaha, Neb.

* - SWC Game; ! - SWC Tournament; + - NCAA South I Regional; # - College World Series



ARKANSAS MAKES THIRD CWS IN FIVE YEARS, FINISH 4TH

Overall Record: 51-16 | SWC Record: 17-4

SWC Finish: T-1st

SWC Tournament Finish: 2nd

College World Series Finish: 5th

All-America Selections: Troy Eklund, OF

CWS All-Tournament Team: None

All-SWC Selections: Bubba Carpenter, 1B/OF; Greg D'Alexander, 3B; Troy Eklund, OF;

Mike Oquist, P; Scott Pose, OF; Phillip Stidham, P; Mark Swope, P


All-SWC Tournament Selections: None

1989 Roster

Head Coach: Norm DeBryni

Assistant Coaches: Doug Clark, John Luedtke, Abraham Flores (GA), Rod Moore (GA), Shannon Rhea (GA)


Name	Pos.	Yr.	Hometown (Last School)
Bill Abbott	RHP	Jr.	Springfield, Mo. (Labette CC)
Doug Bennett	RHP	Fr.	Springfield, Mo. (Hillcrest)
Brent Birch	LHP	Fr.	North Little Rock, Ark. (Northeast)
Greg Boyd	C	Jr.	Paragould, Ark. (Three Rivers JC)
Chris Bryan	LHP	So.	Pine Bluff, Ark. (Pine Bluff)
Jim Calhoon	INF	Jr.	Jacksonville, Ark. (Jacksonville)
Bubba Carpenter	INF/OF	So.	Brentwood, Ark. (West Fork)
Jay Carpenter	INF/OF	Jr.	Brentwood, Ark. (Arkansas Tech)
Brian Cook	RHP	Fr.	Tulsa, Okla. (Memorial)
Greg D'Alexander	3B	Jr.	Allen Park, Mich. (Cabrini)
Charles Downey	SS	Fr.	League City, Texas (Dickinson)
Troy Eklund	OF	Sr.	Kansas City, Kan. (Park Hill)
Scott Epps	SS	Fr.	Jenks, Okla. (Jenks)
Haden Etheridge	OF	So.	North Little Rock, Ark. (Northeast)
Dennis Fletcher	RHP	Sr.	Farmington, Ark. (Farmington)
Tony Gilmore	C	Jr.	Tulsa, Okla. (Eastern Oklahoma JC)
Juju Harshaw	C/OF	Fr.	North Little Rock, Ark. (Northeast)
Glen Ray Hines	1B/3B	So.	Houston, Texas (Rice)
Todd Hobson	OF	Fr.	Indianapolis, Ind. (Lawrence North)
Dan Hreha	INF	Fr.	Brooklyn Center, Minn. (Park Center)
Cole Hyson	RHP	Jr.	Durango, Colo. (Eastern Utah)
Brett Kemohah	C/OF	Fr.	Vinita, Okla. (Vinita)
Greyson Liles	1B/OF	Fr.	Houston, Texas (Bellaire)
Ron Moore	OF	So.	Oklahoma City, Okla. (Murray State JC)
Mike Oquist	RHP	Jr.	LaJunta, Colo. (LaJunta)
Scott Osmon	RHP	Sr.	Mountain Home, Ark. (North Ark CC)
Kirk Piskor	C	Fr.	Plano, Texas (Plano East)
Scott Pose	OF	Sr.	West Des Moines, Iowa (Iowa West JC)
Peter Raether	RHP	Fr.	Edina, Minn. (Edina)
Phillip Stidham	RHP	Fr.	Tulsa, Okla. (Nathan Hale)
Rod Stillwell	SS	Sr.	Thousand Oaks, Calif. (Moorpark JC)
Mark Swope	RHP	So.	Spring Hill, Kan. (Spring Hill)
Jim Tejcek	RHP	Jr.	San Diego, Calif. (Southern Idaho)
Don Thomas	OF	Sr.	Pine Bluff, Ark. (Dollarway)
Tim Thomas	2B	So.	St. Paul, Minn. (Iowa Western JC)



1989 Results

Date	Result	Opponent	Location
2/19	W, 5-1	Wichita State	Fayetteville
2/24	W, 6-2	Missouri Southern	Fayetteville
2/25	W, 3-2	Kansas	Fayetteville
2/25	W, 7-0	Kansas	Fayetteville
2/26	W, 18-4	Kansas	Fayetteville
2/28	W, 8-4	Kentucky	Lakeland, Fla.
3/1	W, 2-1	Penn State	Lakeland, Fla.
3/1	L, 6-2	Kentucky	Lakeland, Fla.
3/2	L, 6-2	Western Michigan	Lakeland, Fla.
3/3	W, 8-2	Eckerd	Lakeland, Fla.
3/4	W, 15-0	Western Michigan	Lakeland, Fla.
3/10	W, 1-0	Iowa State	Fayetteville
3/11	W, 9-4	Iowa State	Fayetteville
3/12	W, 4-1	Nebraska	Fayetteville
3/13	W, 9-1	Stephen F. Austin	Fayetteville
3/14	W, 13-4	Wisconsin-Osh Kosh	Fayetteville
3/15	W, 9-4	Wisconsin-Osh Kosh	Fayetteville
3/17	W, 3-2	Northwestern State	Shreveport, La.
3/18	L, 10-2	Oklahoma State	Shreveport, La.
3/19	L, 8-4	Louisiana-Lafayette	Shreveport, La.
3/20	W, 14-4	Northern Iowa	Fayetteville
3/21	W, 12-1	Southwest Baptist	Fayetteville
3/22	W, 14-5	School of the Ozarks	Fayetteville
3/22	W, 10-0	School of the Ozarks	Fayetteville
3/24	W, 10-1	Houston*	Fayetteville
3/25	W, 3-0	Houston*	Fayetteville
3/25	W, 8-3	Houston*	Fayetteville
3/27	W, 11-3	St. Olaf	Fayetteville
3/31	W, 12-0	Texas Tech*	Lubbock, Texas
4/1	W, 3-2	Texas Tech*	Lubbock, Texas
4/1	W, 6-5	Texas Tech*	Lubbock, Texas
4/4	W, 10-4	Oklahoma State	Stillwater, Okla.
4/5	W, 6-4	Evangel	Fayetteville
4/7	W, 5-4	TCU*	Fort Worth, Texas
4/8	W, 8-6	TCU*	Fort Worth, Texas
4/8	W, 11-3	TCU*	Fort Worth, Texas
4/9	W, 11-1	Southeastern (Okla.) State	Fayetteville
4/10	L, 10-8	Dallas Baptist	Fayetteville
4/11	W, 7-4	Missouri	Columbia, Mo.
4/14	W, 8-4	Baylor*	Fayetteville
4/15	W, 9-1	Baylor*	Fayetteville
4/15	W, 10-3	Baylor*	Fayetteville
4/19	W, 9-8	Northeastern (Okla.) State	Fayetteville
4/21	W, 10-2	Rice*	Houston, Texas
4/22	L, 3-1	Rice*	Houston, Texas
4/22	W, 8-4	Rice*	Houston, Texas
4/26	L, 3-2	Oklahoma	Fayetteville
4/28	L, 5-4	Texas*	Fayetteville
4/29	W, 8-4	Texas*	Fayetteville
4/29	W, 14-7	Texas*	Fayetteville
4/30	W, 9-4	Kansas State	Fayetteville
5/1	L, 7-2	Kansas State	Fayetteville
5/5	W, 11-9 (16)	Texas A&M*	College Station, Texas
5/6	L, 3-2	Texas A&M*	College Station, Texas
5/7	L, 9-0	Texas A&M*	College Station, Texas
5/10	W, 10-6	Oklahoma State	Fayetteville
5/18	L, 8-3	Texas!	College Station, Texas
5/19	W, 5-4	Houston!	College Station, Texas
5/20	L, 9-1	Texas!	College Station, Texas
5/25	L, 7-5	Le Moyne+	Waterbury, Conn.
5/26	W, 8-2	George Washington+	Waterbury, Conn.
5/28	W, 9-2	Illinois+	Waterbury, Conn.
5/29	W, 1-0	Arizona State+	Waterbury, Conn.
5/29	W, 6-5	Le Moyne+	Waterbury, Conn.
6/2	L, 3-1	Wichita State#	Omaha, Neb.
6/4	W, 7-3	North Carolina#	Omaha, Neb.
6/6	L, 8-4	Wichita State#	Omaha, Neb.

* - SWC Game; ! - SWC Tournament; + - NCAA Midwest Regional; # - College World Series



ARKANSAS RETURNS TO OMAHA UNDER DAVE VAN HORN

Overall Record: 45-24 | **SEC Record:** 19-11

SEC Finish: T-1st Overall/1st in Western Division

SEC Tournament Finish: 3rd

College World Series Finish: 7th

All-America Selections: None

CWS All-Tournament Selections: None

All-SEC Selections: Scott Hode, SS

All-SEC Tournament Selections: Jake Dugger, OF

2004 Roster

Head Coach: Dave Van Horn

Assistant Coaches: Matt Deggs, Dave Jorn, Tom Pagnozzi

No.	Name	Pos.	Yr.	Hometown (Last School)
1	Casey Rowlett	INF/OF	Jr.	Jones, Okla. (Jones)
3	Danny Hamblin	3B/1B	Fr.	Rowlett, Texas (Rowlett)
5	Brady Toops	C	Jr.	New London, Minn. (New London)
6	Scott Hode	INF	Jr.	Crystal Lake, Ill. (Crystal Lake)
7	Trey Holloway	LHP	Jr.	Booneville, Ark. (Booneville)
8	Kern Watts	OF	Fr.	Brampton, Ontario (Brampton Centennial)
9	Bubbs Merrill	INF	Sr.	Omaha, Neb. (Millard North)
11	Scott Bridges	INF/OF	Jr.	White Hall, Ark. (White Hall)
12	Devin Day	INF	Jr.	Gilbert, Ariz. (Gilbert)
14	Stephen Robison	OF	Fr.	Tulsa, Okla. (Union)
17	Justin White	RHP	Fr.	Fort Gibson, Okla. (Fort Gibson)
18	Clay Goodwin	1B/3B	Jr.	Benton, Ark. (Benton)
20	Blake Parker	C/1B/OF	Fr.	Fayetteville, Ark. (Fayetteville)
22	Haas Pratt	INF	Sr.	San Diego, Calif. (Rancho Bernardo)
24	Jake Dugger	OF	Fr.	Omaha, Neb. (Millard West)
25	Brett Hagedorn	INF	Sr.	Fort Smith, Ark. (Southside)
27	Caton Hall	RHP	Sr.	McCrory, Ark. (McCrory)
28	Daryl Maday	RHP	Fr.	Bristol, Wis. (Westosha)
30	James Gilbert	LHP	Fr.	Katy, Texas (James E. Taylor)
32	Ryan Lennerton	LHP	So.	Langley, British Columbia (Brookwood)
34	Boyd Goodner	RHP	Sr.	Benton, Ark. (Benton)
35	Brian McLelland	RHP	Fr.	DeQueen, Ark. (DeQueen)
36	Clint Brannon	LHP	Jr.	Bradford, Ark. (Bradford)
37	Jay Sawatski	LHP	Sr.	Little Rock, Ark. (Pulaski Academy)
38	Matt Stallings	RHP	So.	Colleyville, Texas (Missouri)
40	Robby Daniel	RHP	Fr.	Poyen, Ark. (Poyen)
41	Knox McCorquodale	C/1B	Fr.	Orange, Texas (Little Cypress)
43	Joe Skinner	LHP	Fr.	Grand Rapids, Mich. (South Christian)
45	Charley Boyce	RHP	So.	Broken Arrow, Okla. (Tulsa Union)
47	Josh Smith	RHP	So.	Lake Havasu City, Ariz. (Lake Havasu)
48	Jason Deere	C/OF	So.	Conway, Ark. (Conway)




2004 Results

Date	Result	Opponent	Location
2/13	W, 2-0	Louisiana Tech	Fayetteville
2/14	W, 22-2	Louisiana Tech	Fayetteville
2/15	W, 13-2	Louisiana Tech	Fayetteville
2/20	W, 14-7	St. John's	Fayetteville
2/21	W, 6-5	St. John's	Fayetteville
2/22	W, 14-3	St. John's	Fayetteville
2/24	W, 7-1	McNeese State	Fayetteville
2/25	W, 7-2	McNeese State	Fayetteville
2/27	L, 3-1	New Mexico	College Station, Texas
2/27	L, 7-5	Texas A&M	College Station, Texas
2/28	W, 13-3	New Mexico	College Station, Texas
2/28	W, 6-4	Texas A&M	College Station, Texas
2/29	L, 9-7	Texas A&M	College Station, Texas
2/29	W, 5-2	New Mexico	College Station, Texas
3/6	L, 4-1	Texas-Pan American	Edinburg, Texas
3/7	L, 11-4	Texas-Pan American	Edinburg, Texas
3/12	W, 4-3	Illinois-Chicago	Fayetteville
3/14	L, 9-1	Illinois-Chicago	Fayetteville
3/16	W, 10-9	Centenary	Fayetteville
3/17	W, 15-3	Centenary	Fayetteville
3/19	L, 11-1	Florida*	Gainesville, Fla.
3/20	W, 8-2	Florida*	Gainesville, Fla.
3/21	L, 7-6 (10)	Florida*	Gainesville, Fla.
3/26	W, 5-3	South Carolina*	Fayetteville
3/27	W, 5-4	South Carolina*	Fayetteville
3/28	L, 10-2	South Carolina*	Fayetteville
3/30	W, 10-4	Wichita State	Fayetteville
4/2	L, 6-3	Alabama*	Fayetteville
4/3	W, 7-2	Alabama*	Fayetteville
4/4	W, 11-6	Alabama*	Fayetteville
4/6	L, 6-5 (16)	SMS	Fayetteville
4/9	W, 11-8	LSU*	Baton Rouge, La.
4/10	W, 11-10	LSU*	Baton Rouge, La.
4/11	W, 7-5	LSU*	Baton Rouge, La.
4/13	L, 6-4	Oral Roberts	Fayetteville
4/16	W, 6-3	Vanderbilt*	Nashville, Tenn.
4/17	W, 9-4	Vanderbilt*	Nashville, Tenn.
4/18	L, 14-8	Vanderbilt*	Nashville, Tenn.
4/20	W, 5-2	Oklahoma State	Fayetteville
4/23	W, 9-4	Kentucky*	Fayetteville
4/24	W, 5-4	Kentucky*	Fayetteville
4/25	W, 11-10	Kentucky*	Fayetteville
4/27	W, 8-4	Oral Roberts	Tulsa, Okla.
4/30	L, 9-3	Tennessee*	Fayetteville
5/1	W, 4-1	Tennessee*	Fayetteville
5/2	W, 5-3	Tennessee*	Fayetteville
5/7	L, 1-0	Ole Miss*	Oxford, Miss.
5/8	W, 3-1	Ole Miss*	Oxford, Miss.
5/9	L, 5-3	Ole Miss*	Oxford, Miss.
5/11	W, 13-2	Texas-Pan American	Fayetteville
5/15	L, 3-2	Mississippi State*	Starkville, Miss.
5/16	L, 5-4	Mississippi State*	Starkville, Miss.
5/16	W, 4-2	Mississippi State*	Starkville, Miss.
5/21	W, 9-7	Auburn*	Fayetteville
5/22	L, 7-4	Auburn*	Fayetteville
5/23	W, 15-3	Auburn*	Fayetteville
5/26	L, 8-6	Tennessee!	Hoover, Ala.
5/27	W, 4-3	Ole Miss!	Hoover, Ala.
5/28	W, 4-1	Tennessee!	Hoover, Ala.
5/29	L, 3-2	South Carolina!	Hoover, Ala.
6/4	W, 4-1	Le Moyne+	Fayetteville
6/5	L, 4-1	Wichita State+	Fayetteville
6/5	W, 10-7	Missouri+	Fayetteville
6/6	W, 11-9	Wichita State+	Fayetteville
6/6	W, 4-3	Wichita State+	Fayetteville
6/11	W, 7-5	Florida State\$	Fayetteville
6/12	W, 4-2	Florida State\$	Fayetteville
6/18	L, 13-2	Texas#	Omaha, Neb.
6/19	L, 7-2	Arizona#	Omaha, Neb.

* - SEC; ! - SEC Tournament; + - NCAA Fayetteville Regional;

\$ - NCAA Fayetteville Super Regional; # - College World Series



POSTSEASON PUSH LEADS ARKANSAS TO SIXTH CWS

Overall Record: 41-24 | **SEC Record:** 14-15
SEC Finish: 7th Overall/4th in Western Division
SEC Tournament Finish: 3rd
College World Series Finish: 3rd
All-America Selections: Zack Cox, INF/RHP (Freshman)
CWS All-Tournament Selections: None
All-SEC Selections: None
All-SEC Tournament Selections: Bo Bigham, INF; Zack Cox, INF; Ben Tschepikow, INF

2009 Roster

Head Coach: Dave Van Horn
Assistant Coaches: Todd Butler, Dave Jorn, Chris Curry

No.	Name	Pos.	Yr.	Hometown (Last School)
1	Ben Tschepikow	INF	Sr.	Fayetteville, Ark. (Fayetteville HS)
3	Scott Lyons	INF	Sr.	Covina, Calif. (Mt. San Antonio [Calif.] JC)
5	Seth Gardner	OF	Fr.	Dallas, Texas (Highland Park HS)
6	Ryan Cisterna	C	Sr.	Gilbert, Ariz. (Chandler-Gilbert [Ariz.] JC)
7	Zack Cox	INF/RHP	Fr.	Louisville, Ky. (Pleasure Ridge Park HS)
8	Chase Leavitt	OF	Sr.	St. George, Utah (Dixie College/CCSN)
9	Jacob House	OF/INF	So.	Mansfield, Texas (Timberview HS)
10	Kendall Wehrle	INF/RHP	Fr.	Papillion, Neb. (Papillion-La Vista South HS)
11	Jonathan Perlman	INF	Fr.	Dallas, Texas (Highland Park HS)
12	Bo Bigham	INF	Fr.	Texarkana, Ark. (Arkansas HS)
14	Jarrod McKinney	OF	Fr.	Hughes Springs, Texas (Hughes Springs HS)
15	T.J. Forrest	RHP	Jr.	Bossier City, La. (Bossier Parish CC)
16	Travis Sample	OF	So.	Dallas, Texas (Howard JC)
17	Andy Wilkins	INF	So.	Broken Arrow, Okla. (Broken Arrow HS)
18	Tim Carver	INF	Fr.	Fayetteville, Ark. (Fayetteville HS)
19	Tom Hauskey	C	Jr.	Springdale, Ark. (Springdale HS)
20	Zac Russell	C	Fr.	Bulverde, Texas (Smithson Valley HS)
21	Kyle Atkins	OF	Fr.	DeQueen, Ark. (DeQueen HS)
24	Brett Eibner	OF/RHP	So.	Houston, Texas (The Woodlands HS)
25	Collin Kuhn	OF/INF	Fr.	Beaver Dam, Wis. (Beaver Dam HS)
27	James McCann	C	Fr.	Santa Barbara, Calif. (Dos Pueblos HS)
29	Dallas Keuchel	LHP	Jr.	Tulsa, Okla. (Bishop Kelley HS)
30	Justin Wells	RHP	Sr.	Bryant, Ark. (Texarkana College)
32	Mike Bolsinger	RHP	Jr.	McKinney, Texas (Grayson [Texas] CC)
33	Drew Smyly	LHP	Fr.	Little Rock, Ark. (Central HS)
34	Jeremy Heatley	RHP	Jr.	Breckenridge, Texas (North Lake College)
35	Christian Kowalchuk	LHP	Jr.	Saskatoon, Saskatchewan (Seward CC)
36	Scott Limbocker	LHP	So.	Overland Park, Kan. (Blue Valley North HS)
37	Trevor Cousineau	LHP	Fr.	Davison, Mich. (Davison HS)
38	Bryan Bigham	RHP	Jr.	Allen, Texas (Navarro College)
42	James Mahler	RHP	So.	Sandy, Utah (Jordan HS)
44	Andrew Darr	OF/INF	Sr.	Gilbert, Ariz. (Chandler-Gilber [Ariz.] JC)
45	Sam Murphy	RHP	So.	Omaha, Neb. (Westside HS)
47	Geoffrey Davenport	LHP	Fr.	Ft. Worth, Texas (Paschal HS)
48	Zack Hall	LHP	Fr.	Springdale, Ark. (Har-Ber HS)
49	Stephen Richards	LHP	Jr.	Plano, Texas (Plano East HS)



2009 Results

Date	Result	Opponent	Location
2/20	W, 4-2	Washington State-1	Fayetteville
	W, 7-5	Washington State-2	Fayetteville
2/22	W, 4-3	Washington State	Fayetteville
2/24	L, 9-3	Kansas	Fayetteville
2/25	W, 9-8	Kansas	Fayetteville
2/27	W, 8-7	Western Illinois	Fayetteville
3/3	W, 7-3	Valparaiso	Fayetteville
3/4	W, 9-6	Valparaiso	Fayetteville
3/6	W, 5-4	California	Fayetteville
3/7	L, 12-6	California	Fayetteville
3/8	W, 13-3	California	Fayetteville
3/10	L, 8-3	at Centenary	Shreveport, La.
3/13	W, 11-4	#18 Florida*	Fayetteville
3/14	W, 8-4	#18 Florida*	Fayetteville
3/15	W, 4-2	#18 Florida*	Fayetteville
3/17	W, 7-3	Nebraska	Fayetteville
3/18	L, 7-4	Nebraska	Fayetteville
3/20	W, 3-2	at Auburn*	Auburn, Ala.
3/21	W, 10-6	at Auburn*	Auburn, Ala.
3/22	W, 12-6	at Auburn*	Auburn, Ala.
3/25	W, 10-0	Missouri State	Fayetteville
3/27	W, 20-9	Mississippi State*	Fayetteville
3/29	W, 5-1	Mississippi State-1*	Fayetteville
	L, 12-4	Mississippi State-2*	Fayetteville
3/31	W, 2-0	at Missouri State	Springfield, Mo.
4/3	W, 6-4	at South Carolina*	Columbia, S.C.
4/4	L, 9-1	at South Carolina*	Columbia, S.C.
4/5	W, 7-4	at South Carolina*	Columbia, S.C.
4/7	W, 7-3	#1 Arizona State	Fayetteville
4/8	W, 8-7	#1 Arizona State	Fayetteville
4/10	L, 9-0	Vanderbilt*	Fayetteville
4/11	L, 13-6	Vanderbilt*	Fayetteville
4/14	L, 3-2	Louisiana-Monroe	Fayetteville
4/15	W, 10-9	Louisiana-Monroe	Fayetteville
4/17	L, 4-3	at #1 Georgia*	Athens, Ga.
4/18	L, 4-3	at #1 Georgia*	Athens, Ga.
4/19	W, 2-0	at #1 Georgia*	Athens, Ga.
4/21	W, 9-6	at Oral Roberts	Tulsa, Okla.
4/24	W, 9-3	at Tennessee*	Knoxville, Tenn.
4/25	L, 5-4	at Tennessee*	Knoxville, Tenn.
4/26	W, 15-8	at Tennessee*	Knoxville, Tenn.
4/28	W, 8-7	#9 Oklahoma	Fayetteville
5/2	W, 11-4	#4 LSU-1*	Fayetteville
	L, 5-0	#4 LSU-2*	Fayetteville
5/3	L, 4-3	#4 LSU*	Fayetteville
5/8	L, 2-1	at #21 Alabama*	Tuscaloosa, Ala.
5/9	L, 8-6	at #21 Alabama*	Tuscaloosa, Ala.
5/10	L, 6-5	at #21 Alabama*	Tuscaloosa, Ala.
5/12	W, 3-2	Oral Roberts	Fayetteville
5/14	L, 7-5	#9 Ole Miss*	Fayetteville
5/15	L, 9-3	#9 Ole Miss*	Fayetteville
5/16	L, 16-3	#9 Ole Miss*	Fayetteville
5/20	W, 8-5	vs. #9 Florida!	Hoover, Ala.
5/21	L, 2-1	vs. #21 Georgia!	Hoover, Ala.
5/22	W, 10-7	vs. #9 Florida!	Hoover, Ala.
5/23	L, 11-1	vs. Vanderbilt!	Hoover, Ala.
5/29	W, 10-3	vs. #24 Washington State+	Norman, Okla.
5/30	W, 17-6	at #9 Oklahoma+	Norman, Okla.
5/31	W, 11-0	at #9 Oklahoma+	Norman, Okla.
6/5	W, 7-2	at #5 Florida State\$	Tallahassee, Fla.
6/6	W, 9-8	at #5 Florida State\$	Tallahassee, Fla.
6/13	W, 10-6	vs. #3 Cal State Fullerton#	Omaha, Neb.
6/15	L, 9-1	vs. #1 LSU#	Omaha, Neb.
6/17	W, 4-3	vs. #6 Virginia#	Omaha, Neb.
6/19	L, 14-5	vs. #1 LSU#	Omaha, Neb.

* - SEC; ! - SEC Tournament; + - NCAA Norman Regional
 \$ - NCAA Tallahassee Super Regional; # - College World Series

HISTORY AND RECORDS



STRONG PITCHING, TIMELY HITTING LEAD TO SEVENTH CWS

Overall Record: 46-22 | **SEC Record:** 16-14

SEC Finish: T-5th Overall/T-2nd in Western Division

SEC Tournament Finish: T-9th

College World Series Finish: T-3rd

All-America Selections: Matt Reynolds, 3B

CWS All-Tournament Selections: None

All-SEC Selections: Bo Bigham, 2B; Dominic Ficociello, 1B; Matt Reynolds, 3B

All-SEC Tournament Selections: None

2012 Roster

Head Coach: Dave Van Horn

Assistant Coaches: Todd Butler, Dave Jorn, Brian Walker, Matt Willard

No.	Name	Pos.	Yr.	Hometown (Last School)
1	Brian Anderson	INF	Fr.	Edmond, Okla. (Deer Creek HS)
3	Jacob Mahan	INF	Jr.	Camarillo, Calif. (Oxnard College)
4	Jacob Morris	OF/RHP	So.	Coppell, Texas (Coppell HS)
5	Matt Reynolds	INF	Jr.	Tulsa, Okla. (Bishop Kelley HS)
6	Jimmy Bosco	OF	So.	Granite Bay, Calif. (California)
7	David Masters	INF	Fr.	Lake St. Louis, Mo. (Timberland HS)
8	Tyler Spoon	INF/OF	Fr.	Van Buren, Ark. (Van Buren HS)
9	Derrick Bleeker	OF/RHP	Jr.	Longmont, Colo. (Howard JC)
10	Joe Serrano	INF	Fr.	Tucson, Ariz. (Salpointe Catholic HS)
12	Bo Bigham	INF	Sr.	Texarkana, Ark. (Arkansas HS)
13	Michael Gunn	OF/LHP	Fr.	Wilson, Ark. (Christian Brothers HS)
14	John Clay Reeves	C	Fr.	Monroe, La. (Neville HS)
15	Nolan Sanburn	RHP	So.	Kokomo, Ind. (Kokomo HS)
16	Sam Bates	OF	Sr.	Cabot, Ark. (Crowder JC)
17	Barrett Astin	RHP	So.	Forrest City, Ark. (Forrest City HS)
18	Tim Carver	INF	Sr.	Fayetteville, Ark. (Fayetteville HS)
19	Jake Wise	C	So.	Houston, Texas (Cypress Falls HS)
20	Matt Vinson	OF	Jr.	Alma, Ark. (Alma HS)
24	DJ Baxendale	RHP	Jr.	Jacksonville, Ark. (Sylvan Hills HS)
25	Dominic Ficociello	INF	So.	Fullerton, Calif. (Fullerton Union HS)
27	Jean Ramirez	C	Fr.	Ft. Worth, Texas (Boswell HS)
28	Conor Costello	OF/RHP	Fr.	Edmond, Okla. (Santa Fe HS)
30	Brandon Moore	RHP	So.	Van Buren, Ark. (Van Buren HS)
32	Randall Fant	LHP	Jr.	Texarkana, Texas (Texas HS)
33	Greg Milhorn	RHP	Fr.	Texarkana, Ark. (Arkansas HS)
34	Colby Suggs	RHP	So.	Sulphur Springs, Texas (Sulphur Springs HS)
35	Mark Reyes	LHP	Fr.	Hot Springs Village, Ark. (Jessieville HS)
36	Jeff Harvill	LHP	So.	Keithville, La. (Evangel Christian Academy)
37	Trent Daniel	LHP	Jr.	Bryant, Ark. (Arkansas-Fort Smith)
39	Chris Oliver	RHP	Fr.	Farmington, Ark. (Shiloh Christian HS)
45	Landon Simpson	RHP	Fr.	Magnolia, Ark. (Magnolia HS)
47	Tyler Wright	LHP	Jr.	Houston, Texas (San Jacinto CC)
51	Cade Lynch	LHP	Jr.	Jonesboro, Ark. (Panola JC)
55	Ryne Stanek	RHP	So.	Overland Park, Kan. (Blue Valley HS)



2012 Results

Date	Result	Opponent	Location
2/17	W, 11-5	Villanova	Fayetteville
2/18	W, 13-1	Villanova	Fayetteville
2/19	W, 17-1	Villanova	Fayetteville
2/21	W, 8-7	Northwestern State	Fayetteville
2/22	W, 6-2	Northwestern State	Fayetteville
2/24	W, 7-3	Valparaiso	Fayetteville
2/25	W, 4-3	Valparaiso	Fayetteville
2/26	L, 10-9 (10)	Valparaiso	Fayetteville
2/28	W, 5-0	BYU	Fayetteville
2/29	W, 8-1	BYU	Fayetteville
3/2	W, 3-1	vs. Texas Tech	Houston, Texas
3/3	L, 4-1	vs. Houston	Houston, Texas
3/4	W, 7-3	vs. #21 Texas	Houston, Texas
3/9	W, 4-0	Binghamton	Fayetteville
3/10	W, 5-3	Binghamton	Fayetteville
3/10	W, 6-0	Binghamton	Fayetteville
3/13	W, 1-0	Gonzaga	Fayetteville
3/14	W, 5-3	Gonzaga	Fayetteville
3/16	W, 4-3 (12)	Alabama*	Fayetteville
3/17	W, 8-4	Alabama*	Fayetteville
3/18	W, 7-4	Alabama*	Fayetteville
3/21	W, 10-2	Nevada	Fayetteville
3/23	L, 11-2	at Mississippi State*	Starkville, Miss.
3/24	W, 8-0	at Mississippi State*	Starkville, Miss.
3/25	W, 8-5 (11)	at Mississippi State*	Starkville, Miss.
3/30	L, 10-6	at #15 LSU*	Baton Rouge, La.
3/31	L, 2-1	at #15 LSU*	Baton Rouge, La.
4/1	L, 3-2 (11)	at #15 LSU*	Baton Rouge, La.
4/6	L, 4-2	Georgia*	Fayetteville
4/7	W, 8-3	Georgia*	Fayetteville
4/8	W, 8-0	Georgia*	Fayetteville
4/10	L, 4-0	at Oklahoma	Norman, Okla.
4/13	W, 8-7	#3 Kentucky*	Fayetteville
4/14	L, 5-4	#3 Kentucky-1*	Fayetteville
	L, 2-1	#3 Kentucky-2*	Fayetteville
4/17	W, 8-3	Stephen F. Austin-1	Fayetteville
	W, 4-3	Stephen F. Austin-2	Fayetteville
4/20	L, 8-2	at #22 Ole Miss*	Oxford, Miss.
4/21	L, 1-0	at #22 Ole Miss*	Oxford, Miss.
4/22	W, 11-3	at #22 Ole Miss*	Oxford, Miss.
4/24	W, 6-1	Oral Roberts	Fayetteville
4/27	L, 3-2	at #5 Florida*	Gainesville, Fla.
4/28	W, 5-1	at #5 Florida*	Gainesville, Fla.
4/29	W, 3-1 (10)	at #5 Florida*	Gainesville, Fla.
5/1	W, 6-3	Missouri	Fayetteville
5/2	W, 2-0	Missouri	Fayetteville
5/4	L, 8-6 (10)	#5 South Carolina*	Fayetteville
5/5	W, 7-6	#5 South Carolina*	Fayetteville
5/6	L, 10-7	#5 South Carolina*	Fayetteville
5/10	L, 3-2 (10)	Auburn*	Fayetteville
5/11	W, 5-4	Auburn*	Fayetteville
5/12	L, 12-5	Auburn*	Fayetteville
5/15	W, 6-5 (10)	Louisiana Tech	N. Little Rock, Ark.
5/17	W, 8-0	at Tennessee*	Knoxville, Tenn.
5/18	W, 10-3	at Tennessee*	Knoxville, Tenn.
5/19	W, 8-2	at Tennessee*	Knoxville, Tenn.
5/22	L, 9-1	vs. #24 Mississippi State!	Hoover, Ala.
5/23	L, 2-0	vs. Ole Miss!	Hoover, Ala.
6/1	W, 5-4	vs. Sam Houston State+	Houston, Texas
6/2	W, 1-0	at Rice+	Houston, Texas
6/3	W, 5-1	at Sam Houston State+	Houston, Texas
6/9	L, 8-1	at #4 Baylor\$	Waco, Texas
6/10	W, 5-4	at #4 Baylor\$	Waco, Texas
6/11	W, 1-0 (10)	at #4 Baylor\$	Waco, Texas
6/16	W, 8-1	vs. Kent State#	Omaha, Neb.
6/18	W, 2-1	vs. #7 South Carolina#	Omaha, Neb.
6/21	L, 2-0	vs. #7 South Carolina#	Omaha, Neb.
6/22	L, 3-2	vs. #7 South Carolina#	Omaha, Neb.

* - SEC; ! - SEC Tournament; + - NCAA Houston Regional; \$ - NCAA Waco Super Regional; # - College World Series



BIG SECOND HALF LEADS TO EIGHTH CWS APPEARANCE

Overall Record: 40-25 | **SEC Record:** 17-12
SEC Finish: 5th Overall/3rd in Western Division
SEC Tournament Finish: 5th
College World Series Finish: 7th
All-America Selections: Andrew Benintendi, OF; Keaton McKinney, RHP (Freshman)
CWS All-Tournament Selections: None
SEC Player of the Year: Andrew Benintendi, OF
Golden Spikes Award: Andrew Benintendi, OF
All-SEC Selections: Andrew Benintendi, OF; Zach Jackson, RHP; Keaton McKinney, RHP (Freshman); Bobby Wernes, 3B (Defense)
All-SEC Tournament Selections: None

2015 Roster

Head Coach: Dave Van Horn
Assistant Coaches: Tony Vitello, Dave Jorn, Christian Kowalchuck, Tim Carver, Jake Wise

No.	Name	Pos.	Yr.	Hometown (Last School)
1	Rick Nomura	INF	Jr.	Waipahu, Hawaii (Alvin CC)
3	Michael Bernal	INF	Jr.	El Paso, Texas (New Mexico JC)
5	Brett McAfee	INF	Jr.	Longview, Texas (Panola JC)
6	Blake Wiggins	INF/C	Fr.	Little Rock, Ark. (Pulaski Academy)
7	Bobby Wernes	INF	Jr.	Overland Park, Kan. (Neosho CC)
8	Tyler Spoon	OF/INF	Jr.	Van Buren, Ark. (Van Buren HS)
9	Clark Eagan	OF/INF	So.	Appleton, Wis. (Appleton North HS)
10	Joe Serrano	OF	Sr.	Tucson, Ariz. (Salpointe Catholic HS)
11	Keaton McKinney	RHP/1B	Fr.	Ankeny, Iowa (Centennial HS)
12	Max Hogan	INF	Jr.	Belton, Texas (McLennan CC)
13	Josh Alberius	RHP	So.	Little Rock, Ark. (Little Rock Christian Academy)
14	Matt Campbell	INF	Jr.	Chesapeake, Va. (McLennan CC)
16	Andrew Benintendi	OF	So.	Cincinnati, Ohio (Madeira HS)
17	Luke Bonfield	OF	Fr.	Skillman, N.J. (IMG Academy)
20	Carson Shaddy	C/OF	Fr.	Fayetteville, Ark. (Fayetteville HS)
21	Trey Killian	RHP	Jr.	Mountain Home, Ark. (Mountain Home HS)
24	Chad Spanberger	C/1B	Fr.	Granite City, Ill. (Granite City HS)
25	Dominic Taccolini	RHP	So.	Sugar Land, Texas (Kempner HS)
26	Jack Benninghoff	OF	Fr.	Overland Park, Kan. (Rockhurst HS)
27	Tucker Pennell	C	Jr.	Georgetown, Texas (Temple JC)
28	James Teague	RHP	So.	Bartlesville, Okla. (Bartlesville HS)
29	Cullen Gassaway	INF	Jr.	Bedford, Texas (Blinn JC)
30	Jacob Stone	RHP	Sr.	Fort Worth, Texas (Weatherford JC)
32	Zach Jackson	RHP	So.	Berryhill, Okla. (Berryhill HS)
33	Krisjon Wilkerson	OF	Sr.	Bay St. Louis, Miss. (Pearl River CC)
34	Parker Sanburn	RHP	Fr.	Kokomo, Ind. (Kokomo HS)
35	Jackson Lowery	RHP	Sr.	Little Rock, Ark. (Meridian CC)
36	Cannon Chadwick	RHP	So.	Paris, Texas (Paris JC)
38	Lance Phillips	RHP	Sr.	Nacogdoches, Texas (Bossier Parish CC)
39	Kyle Pate	LHP	Fr.	Fayetteville, Ark. (Fayetteville HS)
40	Kevin Silky	INF	Fr.	Dublin, Calif. (Dublin HS)
41	Darien Simms	OF	Fr.	Spring, Texas (Northland Christian HS)
44	Alex Gosser	C	So.	North Little Rock, Ark. (North Little Rock HS)
48	Jonah Patten	RHP	Fr.	Indianapolis, Ind. (Norwell HS)
49	Ryan Fant	LHP	Fr.	Texarkana, Texas (Texas HS)

2015 Results

Date	Result	Opponent	Location
2/13	W, 11-4	North Dakota	Fayetteville
2/14	W, 13-2	North Dakota	Fayetteville
2/14	W, 12-1	North Dakota	Fayetteville
2/20	L, 9-5	vs. #22 UCF	Mobile, Ala.
2/21	W, 7-0	at South Alabama	Mobile, Ala.
2/22	L, 13-6	vs. #13 Maryland	Mobile, Ala.
3/2	W, 4-1	Eastern Illinois	Fayetteville
3/2	W, 8-1	Eastern Illinois	Fayetteville
3/3	W, 7-0	Eastern Illinois	Fayetteville
3/6	W, 2-1	Loyola Marymount	Fayetteville
3/7	W, 13-7	Loyola Marymount	Fayetteville
3/8	L, 9-0	Loyola Marymount	Fayetteville
3/10	L, 6-2	Gonzaga	Fayetteville
3/11	L, 15-5	Gonzaga	Fayetteville
3/14	L, 8-7 (12)	at #5 Vanderbilt-1*	Nashville, Tenn.
	L, 9-1	at #5 Vanderbilt-2*	Nashville, Tenn.
3/15	L, 1-0	at #5 Vanderbilt*	Nashville, Tenn.
3/17	W, 4-3	Southeast Missouri St.	Fayetteville
3/18	L, 12-11	Southeast Missouri St.	Fayetteville
3/19	W, 5-1	#1 LSU*	Fayetteville
3/20	L, 16-3	#1 LSU*	Fayetteville
3/21	L, 7-4	#1 LSU*	Fayetteville
3/24	L, 5-4	Memphis	N. Little Rock, Ark.
3/25	W, 7-3	at Memphis	Memphis, Tenn.
3/26	W, 10-3	Ole Miss*	Fayetteville
3/27	L, 5-4	Ole Miss*	Fayetteville
3/28	W, 5-2	Ole Miss*	Fayetteville
3/31	L, 2-0	Missouri State	Fayetteville
4/3	W, 10-7	at Auburn*	Auburn, Ala.
4/4	L, 3-2	at Auburn*	Auburn, Ala.
4/5	W, 6-4	at Auburn*	Auburn, Ala.
4/7	W, 8-1	Miss. Valley State	Fayetteville
4/8	W, 14-0	Miss. Valley State	Fayetteville
4/10	W, 5-3	Kentucky*	Fayetteville
4/11	L, 16-4	Kentucky*	Fayetteville
4/12	W, 7-3	Kentucky*	Fayetteville
4/14	W, 8-2	Stephen F. Austin	Fayetteville
4/15	W, 15-3	Stephen F. Austin	Fayetteville
4/18	L, 16-3	at #1 Texas A&M-1*	College Station, Texas
	W, 9-8	at #1 Texas A&M-2*	College Station, Texas
4/19	W, 8-2	at #1 Texas A&M*	College Station, Texas
4/24	W, 7-6	Mississippi State*	Fayetteville
4/25	W, 6-1	Mississippi State*	Fayetteville
4/26	L, 2-1	Mississippi State*	Fayetteville
4/30	W, 5-1	at Alabama*	Tuscaloosa, Ala.
5/1	W, 8-4	at Alabama*	Tuscaloosa, Ala.
5/2	W, 4-0	at Alabama*	Tuscaloosa, Ala.
5/8	L, 5-4	Tennessee*	Fayetteville
5/10	W, 5-2	Tennessee*	Fayetteville
5/12	W, 6-2	at Creighton	Omaha, Neb.
5/14	L, 10-1	at Georgia*	Athens, Ga.
5/15	W, 9-0	at Georgia*	Athens, Ga.
5/16	W, 8-1	at Georgia*	Athens, Ga.
5/19	W, 2-1	vs. Tennessee!	Hoover, Ala.
5/20	W, 7-6	vs. Florida!	Hoover, Ala.
5/21	L, 10-5	vs. LSU!	Hoover, Ala.
5/22	L, 10-0	vs. Florida!	Hoover, Ala.
5/29	W, 8-6	vs. Oral Roberts+	Stillwater, Okla.
5/30	W, 7-5	at #11 Oklahoma St.+	Stillwater, Okla.
5/31	W, 4-3	vs. St. John's+	Stillwater, Okla.
6/5	W, 18-4	#9 Missouri State\$	Fayetteville
6/6	L, 3-1	#9 Missouri State\$	Fayetteville
6/7	W, 3-2	#9 Missouri State\$	Fayetteville
6/13	L, 5-3	vs. Virginia#	Omaha, Neb.
6/15	L, 4-3	vs. Miami#	Omaha, Neb.

* - SEC; ! - SEC Tournament; + - NCAA Stillwater Regional; \$ - NCAA Fayetteville Super Regional; # - College World Series

HISTORY AND RECORDS



EXPERIENCE LEADS HOGS TO NINTH CWS; RUNNER-UP FINISH

Overall Record: 48-21 | **SEC Record:** 18-12

SEC Finish: T-2nd Overall/ T-1st in Western Division

SEC Tournament Finish: T-3rd

College World Series Finish: Runner-up

All-America Selections: Blaine Knight, RHP; Carson Shaddy, INF; Casey Martin, INF (Freshman); Heston Kjerstad, OF (Freshman)

CWS All-Tournament Selections: Jared Gates, 1B; Casey Martin, 3B; Dominic Fletcher, OF; Heston Kjerstad, OF; Blaine Knight, RHP

SEC Freshman of the Year: Heston Kjerstad, OF

All-SEC Selections: Heston Kjerstad, OF; Carson Shaddy, INF; Eric Cole, OF; Blaine Knight, RHP; Casey Martin, INF; Grant Koch, C (Defense); Dominic Fletcher, OF (Defense)

All-SEC Tournament Selections: Casey Martin, INF

2018 Roster

Head Coach: Dave Van Horn

Assistant Coaches: Wes Johnson, Nate Thompson, Craig Parry, Colby Suggs, Jake Arledge

No.	Name	Pos.	Yr.	Hometown (Last School)
3	Jared Gates	INF	Sr.	Wichita, Kan. (Iowa West. CC)
4	Bryce Bonnin	RHP	Fr.	Mont Belvieu, Texas (Barbers Hill HS)
5	Jacob Nesbit	INF	Fr.	Coppell, Texas (Coppell HS)
6	Hunter Wilson	INF	R-Jr.	Spiro, Okla. (Eastern OK St. JC)
7	Jack Kenley	INF	So.	Germantown, Tenn. (Houston HS)
8	Eric Cole	OF	Jr.	Southlake, Texas (Southlake Carroll HS)
9	Jax Blggers	INF	Jr.	Missouri City, Texas (Cisco JC)
10	Easton Murrell	INF	Fr.	Prosper, Texas (Prosper HS)
11	Keaton McKinney	RHP	R-Jr.	Ankeny, Iowa (Centennial HS)
12	Casey Opitz	C/INF	Fr.	Centennial, Colo. (Heritage HS)
13	Jordan McFarland	INF	So.	Waterloo, Ill. (Waterloo HS)
14	Cole Turney	OF	Fr.	Richmond, Texas (Fort Bend Travis HS)
15	Casey Martin	INF	Fr.	Lonoke, Ark. (Lonoke HS)
16	Blaine Knight	RHP	Jr.	Bryant, Ark. (Bryant HS)
17	Luke Bonfield	OF	Sr.	Skillman, N.J. (IMG Academy)
18	Heston Kjerstad	OF	Fr.	Amarillo, Texas (Randall HS)
19	Brady Disher	C/INF	Fr.	Trophy Club, Texas (Byron Nelson HS)
20	Carson Shaddy	INF	R-Sr.	Fayetteville, Ark. (Fayetteville HS)
21	Kacey Murphy	LHP	Jr.	Rogers, Ark. (Rogers Heritage HS)
22	Ben McClain	OF	Fr.	Lee's Summit, Mo. (Lee's Summit West HS)
24	Dominic Fletcher	OF	So.	Cypress, Calif. (Cypress HS)
26	Ryan Drake	INF	Fr.	Grapevine, Texas (Grapevine HS)
27	Evan Lee	LHP/OF	So.	Bryant, Ark. (Bryant HS)
28	Kole Ramage	RHP	Fr.	Southlake, Texas (Southlake Carroll HS)
29	Angus Denton	RHP	So.	Beebe, Ark. (Beebe HS)
31	Caleb Bolden	RHP	Fr.	Texarkana, Texas (Pleasant Grove HS)
32	Matt Cronin	LHP	So.	Navarre, Fla. (Navarre HS)
33	Grant Koch	C	Jr.	Fayetteville, Ark. (Fayetteville HS)
34	Jake Reindl	RHP	Jr.	Fayetteville, Ark. (Shiloh Christian)
35	Jacob Kostyshock	RHP	So.	O'Fallon, Mo. (Francis Howell HS)
37	Weston Rogers	LHP	Jr.	Springdale, Ark. (Har-Ber HS)
44	Derek Ripp	INF	Fr.	Olathe, Kan. (St. James Academy HS)
45	Kevin Kopps	RHP	R-So.	Sugar Land, Texas (George Ranch HS)
46	Barrett Loseke	RHP	Jr.	Tulsa, Okla. (Jenks HS)
47	Hunter Milligan	LHP	Fr.	Greenbrier, Ark. (Greenbrier HS)
48	Zack Plunkett	C	R-Jr.	Hurst, Texas (TCU)
55	Isaiah Campbell	RHP	R-So.	Olathe, Kan. (Olathe South HS)
57	Cody Scroggins	RHP	R-So.	Bentonville, Ark. (Bentonville HS)
88	Zebulon Vermillion	RHP	Fr.	Prairie Village, Kan. (Shawnee Mission East)
99	Jackson Rutledge	RHP	Fr.	St. Louis, Mo. (Rockwood Summit HS)




2018 Results

Date	Result	Opponent	Location
2/16	W, 14-2	Bucknell	Fayetteville
2/17	W, 32-4	Bucknell	Fayetteville
2/18	W, 3-1	Bucknell	Fayetteville
2/21	W, 1-0	vs. Arizona@	San Diego, Calif.
2/23	L, 4-3	vs. Cal Poly^	San Diego, Calif.
2/24	W, 5-2	at San Diego State^	San Diego, Calif.
2/25	L, 7-6	at San Diego^	San Diego, Calif.
2/28	W, 18-1	Dayton	Fayetteville
3/1	W, 11-0	Dayton	Fayetteville
3/2	W, 4-0	USC	Fayetteville
3/3	L, 3-1	USC	Fayetteville
3/4	W, 7-6 (8)	USC	Fayetteville
3/9	W, 7-2	Kent State-1	Fayetteville
	L, 10-4	Kent State-2	Fayetteville
3/11	W, 11-4	Kent State	Fayetteville
3/13	W, 13-4	Texas	Fayetteville
3/14	W, 7-5	Texas	Fayetteville
3/16	W, 9-4	#4 Kentucky*	Fayetteville
3/17	W, 14-2	#4 Kentucky-1*	Fayetteville
	W, 16-9	#4 Kentucky-2*	Fayetteville
3/21	L, 6-3	at Charlotte	Charlotte, N.C.
3/23	W, 6-3	at #2 Florida*	Gainesville, Fla.
3/24	L, 17-2	at #2 Florida*	Gainesville, Fla.
3/25	L, 5-4	at #2 Florida*	Gainesville, Fla.
3/27	W, 8-7	at Memphis-	Memphis, Tenn.
3/29	W, 6-4	at #4 Ole Miss*	Oxford, Miss.
3/30	L, 5-4	at #4 Ole Miss*	Oxford, Miss.
3/31	L, 11-10	at #4 Ole Miss*	Oxford, Miss.
4/3	W, 10-9 (10)	ULM	Fayetteville
4/4	W, 4-0	ULM	Fayetteville
4/6	W, 3-1	#13 Auburn*	Fayetteville
4/7	W, 13-2	#13 Auburn*	Fayetteville
4/8	W, 5-4	#13 Auburn*	Fayetteville
4/10	W, 7-6	Grambling State&	North Little Rock, Ark.
4/12	L, 3-2	South Carolina*	Fayetteville
4/14	W, 2-0	South Carolina-1*	Fayetteville
	W, 3-0	South Carolina-2*	Fayetteville
4/17	W, 11-7	Missouri State	Fayetteville
4/20	L, 6-5	at Mississippi State*	Starkville, Miss.
4/21	L, 5-3	at Mississippi State-1*	Starkville, Miss.
	L, 7-5	at Mississippi State-2*	Starkville, Miss.
4/24	W, 5-1	#4 Texas Tech	Fayetteville
4/27	W, 7-3	Alabama*	Fayetteville
4/28	W, 7-4	Alabama*	Fayetteville
4/29	W, 9-7	Alabama*	Fayetteville
5/4	W, 5-4	at LSU*	Baton Rouge, La.
5/5	L, 6-4	at LSU*	Baton Rouge, La.
5/6	L, 7-5	at LSU*	Baton Rouge, La.
5/11	W, 9-3	#21 Texas A&M*	Fayetteville
5/12	W, 3-1	#21 Texas A&M*	Fayetteville
5/13	W, 6-3	#21 Texas A&M*	Fayetteville
5/17	W, 8-6	at #13 Georgia*	Athens, Ga.
5/18	L, 8-7 (10)	at #13 Georgia*	Athens, Ga.
5/19	L, 3-2	at #13 Georgia*	Athens, Ga.
5/23	W, 13-8	vs. South Carolina\$	Hoover, Ala.
5/25	W, 8-2	vs. Florida\$	Hoover, Ala.
5/26	L, 2-1	vs. LSUS	Hoover, Ala.
6/1	W, 10-2	Oral Roberts!	Fayetteville
6/2	W, 10-2	Southern Miss!	Fayetteville
6/3	W, 4-3	Dallas Baptist!	Fayetteville
6/9	W, 9-3	South Carolina%	Fayetteville
6/10	L, 8-5	South Carolina%	Fayetteville
6/11	W, 14-4	South Carolina%	Fayetteville
6/17	W, 11-5	Texas+	Omaha, Neb.
6/20	W, 7-4	Texas Tech+	Omaha, Neb.
6/22	W, 5-2	Florida+	Omaha, Neb.
6/26	W, 4-1	Oregon State+	Omaha, Neb.
6/27	L, 5-3	Oregon State+	Omaha, Neb.
6/28	L, 5-0	Oregon State+	Omaha, Neb.

@ - Tony Gwynn Stadium; ^ - Tony Gwynn Legacy Tournament; * - SEC; -- - AutoZone Park & - Dickey-Stephens Park; \$ - SEC Tournament; ! - NCAA Fayetteville Regional; % - NCAA Fayetteville Super Regional; + - College World Series

HISTORY AND RECORDS



HOGS MAKE BACK-TO-BACK TRIPS TO OMAHA FOR FIRST TIME

Overall Record: 46-20 | **SEC Record:** 20-10

SEC Finish: T-2nd Overall/ T-1st in Western Division

SEC Tournament Finish: T-5th

College World Series Finish: T-7th

All-America Selections: Isaiah Campbell, RHP; Matt Cronin, RHP; Jack Kenley, INF; Connor Noland, RHP (Freshman)

All-SEC Selections: Trevor Ezell, 1B; Casey Martin, SS; Dominic Fletcher, OF; Heston Kjerstad, OF; Matt Goodheart, DH/UT; Matt Cronin, RP; Patrick Wicklander, SP (Freshman); Connor Noland, SP (Freshman); Christian Franklin, OF (Freshman); Trevor Ezell, 1B (Defense); Dominic Fletcher, OF (Defense).

All-SEC Tournament Selections: Matt Goodheart, DH

2019 Roster

Head Coach: Dave Van Horn

Assistant Coaches: Nate Thompson, Matt Hobbs, Taylor Smart

No.	Name	Pos.	Yr.	Hometown (Last School)
3	Zack Gregory	INF	Fr.	Keller, Texas (Timber Creek HS)
4	Trevor Ezell	INF	R-Sr.	Bryant, Ark. (SE Missouri State)
5	Jacob Nesbit	INF	R-Fr.	Coppell, Texas (Coppell HS)
7	Jack Kenley	INF	Jr.	Germantown, Tenn. (Houston HS)
8	Jordan McFarland	INF	Jr.	Waterloo, Ill. (Waterloo HS)
10	Matt Goodheart	INF/OF	So.	Magnolia, Ark. (San Jacinto CC)
12	Casey Opitz	C/INF	So.	Centennial, Colo. (Heritage HS)
13	Connor Noland	RHP	Fr.	Greenwood, Ark. (Greenwood HS)
14	Caleb Denny	INF	Fr.	Owasso, Okla. (Owasso HS)
15	Casey Martin	INF	So.	Lonoke, Ark. (Lonoke HS)
16	Andrew Stanley	C	Fr.	Searcy, Ark. (IMG Academy)
17	Trey Harris	OF	Fr.	Little Rock, Ark. (LR Christian Academy)
18	Heston Kjerstad	OF	So.	Amarillo, Texas (Randall HS)
19	Coby Boulware	INF	So.	Anthem, Ariz. (TCU)
20	Elijah Trest	RHP	Fr.	White Oak, Texas (White Oak HS)
21	Jacob Burton	RHP	Fr.	Diana, Texas (New Diana HS)
22	Curtis Washington Jr.	OF/INF	Fr.	West Memphis, Ark. (Academies of West Memphis HS)
24	Dominic Fletcher	OF	Jr.	Cypress, Calif. (Cypress HS)
25	Christian Franklin	OF	Fr.	Overland Park, Kan. (Rockhurst HS)
26	Travis Hester	RHP	Fr.	College Station, Texas (College Station HS)
27	Dillon Lirieri	OF/INF	Fr.	Wilton, Ct. (Wilton HS)
28	Kole Ramage	RHP	So.	Southlake, Texas (Southlake Carroll HS)
29	Angus Denton	RHP	R-So.	Beebe, Ark. (Beebe HS)
31	Caleb Bolden	RHP	So.	Texarkana, Texas (Pleasant Grove HS)
32	Matt Cronin	LHP	Jr.	Navarre, Fla. (Navarre HS)
33	Patrick Wicklander	LHP	Fr.	San Jose, Calif. (Valley Christian HS)
34	Steven Sanchez	LHP	Fr.	Mundelein, Ill. (Mundelein HS)
35	Jacob Kostyshock	RHP	Jr.	O'Fallon, Mo. (Francis Howell HS)
37	Caden Monke	LHP	Fr.	Mt. Olive, Ill. (Mt. Olive HS)
39	Evan Taylor	LHP	Fr.	Florence, Ala. (Florence HS)
44	Collin Taylor	RHP	R-So.	Florence, Ala. (Walters State CC)
45	Kevin Kopps	RHP	R-Jr.	Sugar Land, Texas (George Ranch HS)
46	Carter Sells	RHP	Fr.	Brentwood, Tenn. (Ravenwood HS)
48	Zack Plunkett	C	R-Jr.	Hurst, Texas (TCU)
49	Liam Henry	LHP	Fr.	Kansas City, Mo. (Park Hill HS)
54	Will Barker	RHP	Fr.	Sherwood, Ark. (Pulaski Academy)
55	Isaiah Campbell	RHP	R-Jr.	Olathe, Kan. (Olathe South HS)
57	Cody Scroggins	RHP	R-Jr.	Bentonville, Ark. (Bentonville HS)
88	Zebulon Vermillion	RHP	So.	Prairie Village, Kan. (Shawnee Mission East)



2019 Results

Date	Result	Opponent	Location
2/16	W, 15-7	Eastern Illinois-2	Fayetteville
	W, 12-3	Eastern Illinois-2	Fayetteville
2/17	W, 3-2	Eastern Illinois	Fayetteville
2/21	W, 6-3	at USC	Los Angeles, Calif.
2/22	W, 8-6	at USC	Los Angeles, Calif.
2/23	WL, 6-4 (10)	at USC	Los Angeles, Calif.
2/27	W, 10-3	Memphis	Fayetteville
3/1	W, 3-1	Stony Brook-1	Fayetteville
	W, 4-3	Stony Brook-2	Fayetteville
3/2	W, 15-7	Stony Brook	Fayetteville
3/6	W, 9-2	Charlotte	Fayetteville
3/8	W, 4-2	Louisiana Tech	Fayetteville
3/9	L, 12-7	Louisiana Tech	Fayetteville
3/10	W, 11-0	Louisiana Tech	Fayetteville
3/12	W, 8-0	Western Illinois	Fayetteville
3/13	W, 11-1 (8)	Western Illinois	Fayetteville
3/15	W, 2-0	Missouri*	Fayetteville
3/16	W, 4-3	Missouri*	Fayetteville
3/17	W, 3-2	Missouri*	Fayetteville
3/19	W, 11-4	at #9 Texas	Austin, Texas
3/20	L, 7-6	at #9 Texas	Austin, Texas
3/22	W, 12-3	at Alabama*	Tuscaloosa, Ala.
3/23	L, 10-0	at Alabama*	Tuscaloosa, Ala.
3/24	W, 10-2	at Alabama*	Tuscaloosa, Ala.
3/26	W, 8-2	at Missouri State	Springfield, Mo.
3/29	W, 5-3	#21 Ole Miss*	Fayetteville
3/30	L, 4-3	#21 Ole Miss*	Fayetteville
3/31	L, 10-5	#21 Ole Miss*	Fayetteville
4/2	L, 17-7	Little Rock	Fayetteville
4/5	L, 6-3	at #15 Auburn-1*	Auburn, Ala.
	W, 9-6 (15)	at #15 Auburn-2*	Auburn, Ala.
4/6	W, 8-0	at #15 Auburn*	Auburn, Ala.
4/9	W, 15-8	Oral Roberts	Fayetteville
4/12	L, 3-2	at #6 Vanderbilt*	Nashville, Tenn.
4/13	L, 12-2	at #6 Vanderbilt*	Nashville, Tenn.
4/14	W, 14-12	at #6 Vanderbilt*	Nashville, Tenn.
4/16	W, 16-4 (7)	Arkansas-Pine Bluff	Fayetteville
4/18	W, 5-3	#2 Mississippi State*	Fayetteville
4/19	W, 12-5	#2 Mississippi State*	Fayetteville
4/20	W, 10-2	#2 Mississippi State*	Fayetteville
4/23	W, 19-2	Northwestern State	Fayetteville
4/24	L, 10-7	Northwestern State	Fayetteville
4/26	W, 11-9	#18 Tennessee*	Fayetteville
4/27	W, 15-3	#18 Tennessee*	Fayetteville
4/28	W, 4-3 (10)	#18 Tennessee*	Fayetteville
4/30	W, 17-3	Grambling State&	North Little Rock, Ark.
5/3	W, 5-2	at Kentucky*	Lexington, Ky.
5/5	W, 9-1	at Kentucky-1*	Lexington, Ky.
5/5	L, 4-3	at Kentucky-2*	Lexington, Ky.
5/9	W, 14-4	#15 LSU*	Fayetteville
5/10	W, 11-6	#15 LSU*	Fayetteville
5/11	L, 3-2	#15 LSU*	Fayetteville
5/16	W, 7-3	at #17 Texas A&M*	College Station, Texas
5/17	L, 6-2	at #17 Texas A&M*	College Station, Texas
5/18	L, 6-1	at #17 Texas A&M*	College Station, Texas
5/22	W, 5-3	vs. Ole Miss\$	Hoover, Ala.
5/23	L, 3-1	vs. Georgia\$	Hoover, Ala.
5/24	L, 3-2	vs. Ole Miss\$	Hoover, Ala.
5/31	W, 11-5	Central Connecticut State!	Fayetteville
6/1	W, 3-1	TCU!	Fayetteville
6/2	W, 6-0	TCU!	Fayetteville
6/8	W, 11-2	Ole Miss%	Fayetteville
6/9	L, 13-5	Ole Miss%	Fayetteville
6/10	W, 14-1	Ole Miss%	Fayetteville
6/15	L, 1-0	Florida State+	Omaha, Neb.
6/17	L, 5-4	Texas Tech+	Omaha, Neb.

* - SEC; & - Dickey-Stephens Park; \$ - SEC Tournament; ! - NCAA Fayetteville Regional; % - NCAA Fayetteville Super Regional; + - College World Series

HISTORY AND RECORDS

NCAA Tournament (79-66, .545)

Regional Record:	60-41 (.594)
Super Regional Record:	13-8 (.619)
CWS Record:	15-20 (.429)

2019 College World Series (0-2)

TD Ameritrade Park • Omaha, Neb.	
Florida State	L 1-0
Texas Tech	L 5-4

2019 Fayetteville Super Regional (2-1)

Baum-Walker Stadium • Fayetteville, Ark.	
Ole Miss	W 11-2
Ole Miss	L 13-5
Ole Miss	W 14-1

2019 Fayetteville Regional (3-0)

Baum-Walker Stadium • Fayetteville, Ark.	
Central Connecticut St.	W 11-5
TCU	W 3-1
TCU	W 6-0

2018 College World Series (4-2)

TD Ameritrade Park • Omaha, Neb.	
Texas	W 11-5
Texas Tech	W 7-4
Florida	W 5-2
Oregon State	W 4-1
Oregon State	L 5-3
Oregon State	L 5-0

2018 Fayetteville Super Regional (2-1)

Baum Stadium • Fayetteville, Ark.	
South Carolina	W 9-3
South Carolina	L 8-5
South Carolina	W 14-4

2018 Fayetteville Regional (3-0)

Baum Stadium • Fayetteville, Ark.	
Oral Roberts	W 10-2
Southern Miss	W 10-2
Dallas Baptist	W 4-3

2017 Fayetteville Regional (3-2)

Baum Stadium • Fayetteville, Ark.	
Oral Roberts	W 3-0
Missouri State	L 5-4
Oral Roberts	W 4-3
Missouri State	W 11-10
Missouri State	L 3-2

2015 Stillwater Regional (3-0)

Allie P. Reynolds Stadium • Stillwater, Okla.	
Oral Roberts	W 8-6
Oklahoma State	W 7-5
St. John's	W 4-3

2015 Fayetteville Super Regional (2-1)

Baum Stadium • Fayetteville, Ark.	
Missouri State	W 18-4
Missouri State	L 3-1
Missouri State	W 3-2

2015 College World Series (0-2)

TD Ameritrade Park • Omaha, Neb.	
Virginia	L 5-3
Miami (Fla.)	L 4-3

2014 Charlottesville Regional (2-2)

Davenport Field • Charlottesville, Va.	
Liberty	W 3-2
Virginia	L 3-0
Bucknell	W 10-0
Virginia	L 9-2

2013 Manhattan Regional (2-2)

Tointon Stadium • Manhattan, Kan.	
Bryant	L 4-1
Wichita State	W 3-1
Bryant	W 12-3
Kansas State	L 4-3

2012 Houston Regional (3-0)

Reckling Park • Houston, Texas	
Sam Houston State	W 5-4
Rice	W 1-0
Sam Houston State	W 5-1

2012 Waco Super Regional (2-1)

Baylor Ballpark • Waco, Texas	
Baylor	L 8-1
Baylor	W 5-4
Baylor	W 1-0 (10)

2012 College World Series (2-2)

T.D. Ameritrade Park • Omaha, Neb.	
Kent State	W 8-1
South Carolina	W 2-1
South Carolina	L 2-0
South Carolina	L 3-2

2011 Tempe Regional (2-2)

Packard Stadium • Tempe, Ariz.	
Charlotte	L 3-2
New Mexico	W 3-0
Charlotte	W 11-3
Arizona State	L 13-4

2010 Fayetteville Regional (3-1)

Baum Stadium • Fayetteville, Ark.	
Grambling State	W 19-7
Washington State	W 6-4
Washington State	L 10-7
Washington State	W 7-2

2010 Tempe Super Regional (0-2)

Packard Stadium • Tempe, Ariz.	
Arizona State	L 7-6 (12)
Arizona State	L 7-5 (12)

2009 Norman Regional (3-0)

Mitchell Park • Norman, Okla.	
Washington State	W 10-3
Oklahoma	W 17-6
Oklahoma	W 11-0

2009 Tallahassee Super Regional (2-0)

Howser Stadium • Tallahassee, Fla.	
Florida State	W 7-2
Florida State	W 9-8

2009 College World Series (2-2)

Rosenblatt Stadium • Omaha, Neb.	
Cal State Fullerton	W 10-6
LSU	L 9-1
Virginia	W 4-3 (12)
LSU	L 14-5

2008 Stanford Regional (0-2)

Klein Field • Palo Alto, Calif.	
Pepperdine	L 4-3
Stanford	L 5-1

2007 Fayetteville Regional (2-2)

Baum Stadium • Fayetteville, Ark.	
Albany	W 9-0
Oklahoma State	L 14-3
Creighton	W 6-0
Oklahoma State	L 7-6

2006 Fayetteville Regional (1-2)

Baum Stadium • Fayetteville, Ark.	
Oral Roberts	L 4-3 (11)
Princeton	W 6-2
Oklahoma State	L 6-5

2005 Austin Regional (2-2)

Disch-Falk Field • Austin, Texas	
Miami (Ohio)	W 9-5
Texas	W 9-2
Texas	L 19-8
Texas	L 5-2

2004 Fayetteville Regional (4-1)

Baum Stadium • Fayetteville, Ark.	
Le Moyne	W 4-1
Wichita State	L 4-3
Missouri	W 10-7
Wichita State	W 11-9
Wichita State	W 4-3

2004 Fayetteville Super Regional (2-0)

Baum Stadium • Fayetteville, Ark.	
Florida State	W 7-5
Florida State	W 4-2

2004 College World Series (0-2)

Rosenblatt Stadium • Omaha, Neb.	
Texas	L 13-2
Arizona	L 7-2

2003 Austin Regional (1-2)

Disch-Falk Field • Austin, Texas	
Lamar	L 3-2
Bucknell	W 10-7
Lamar	L 7-6

2002 Wichita Regional (3-0)

Eck Stadium • Wichita, Kan.	
Oklahoma	W 8-5
Oral Roberts	W 7-6
Oral Roberts	W 11-6

2002 Clemson Super Regional (1-2)

Kingsmore Stadium • Clemson, S.C.	
Clemson	W 9-6
Clemson	L 8-7
Clemson	L 7-4

1999 Fayetteville Regional (1-2)

Baum Stadium • Fayetteville, Ark.	
Delaware	W 10-6
SMS	L 9-8 (10)
Clemson	L 12-4

1998 Midwest Regional (1-2)

Eck Stadium • Wichita, Kan.	
Arizona State	L 8-4
Wichita State	W 3-2 (11)
Georgia Tech	L 2-0

1996 Central II Regional (0-2)

Dan Law Field • Lubbock, Texas	
Oklahoma State	L 6-5
Southern California	L 15-5

1995 Midwest I Regional (0-2)

Eck Stadium • Wichita, Kan.	
Stanford	L 10-3
Texas Tech	L 14-10

1990 Midwest Regional (0-2)

Eck Stadium • Wichita, Kan.	
Fordham	L 8-5
Wichita State	L 7-6



1989 Northeast Regional (4-1)

Municipal Stadium • Waterbury, Conn.		
Le Moyne	L	7-5
George Washington	W	8-2
Illinois	W	9-2
Arizona State	W	1-0
Le Moyne	W	6-5

1989 College World Series (1-2)

Rosenblatt Stadium • Omaha, Neb.		
Wichita State	L	3-2
North Carolina	W	7-3
Wichita State	L	8-4

1988 Midwest Regional (0-2)

Allie P. Reynolds Stadium • Stillwater, Okla.		
Loyola-Marymount	L	8-3
Oklahoma State	L	13-7

1987 NCAA South I Regional (4-0)

Joe W. Davies Stadium • Huntsville, Ala.		
Middle Tenn. State	W	10-7
West Virginia	W	7-2
Clemson	W	6-5 (10)
Clemson	W	4-2

1987 College World Series (1-2)

Rosenblatt Stadium • Omaha, Neb.		
Texas	L	13-6
Georgia	W	5-4
LSU	L	5-2

1986 NCAA Midwest Regional (1-2)

Allie P. Reynolds Stadium • Stillwater, Okla.		
Oregon State	W	4-3
Stanford	L	2-0
Oregon State	L	1-0

1985 South II Regional (4-0)

Seminole Stadium • Tallahassee, Fla.		
Eastern Kentucky	W	20-13
George Mason	W	13-9
Florida State	W	7-6
Georgia Tech	W	7-5

1985 College World Series (2-2)

Rosenblatt Stadium • Omaha, Neb.		
South Carolina	W	1-0
Mississippi State	L	5-4
Stanford	W	10-4
Texas	L	8-7

1983 Midwest Regional (0-2)

Allie P. Reynolds Stadium • Stillwater, Okla.		
Oral Roberts	L	7-6
Wichita State	L	6-3

1980 Midwest Regional (1-2)

J.L. Johnson Stadium • Tulsa, Okla.		
Oral Roberts	W	3-2
Missouri	L	6-0
California	L	7-1

1979 East Regional (4-0)

Seminole Stadium • Tallahassee, Fla.		
George Washington	W	12-11
Florida	W	9-1
Delaware	W	8-6
Delaware	W	4-3

1979 College World Series (3-2)

Rosenblatt Stadium • Omaha, Neb.		
Pepperdine	W	5-4
Arizona	W	10-3
Texas	W	9-4
Cal State Fullerton	L	13-10
Cal State Fullerton	L	2-1



All-American catcher Ronn Reynolds was a pivotal piece in leading Arkansas to its first College World Series appearance in 1979 and a runner-up finish. Reynolds led the offense by hitting .347 and driving in 42 runs. He was a unanimous All-SWC selection and made the SWC All-Tournament team.

1973 NCAA District VI (0-2)

Arlington Stadium • Arlington, Texas		
Trinity	L	6-0
Texas-Pan American	L	4-2

SEC Tournament (34-42)

2019 SEC Tournament (1-2)

Hoover Metropolitan Stadium • Hoover, Ala.		
Ole Miss	W	5-3
Georgia	L	3-1
Ole Miss	L	3-2

2018 SEC Tournament (2-1)

Hoover Metropolitan Stadium • Hoover, Ala.		
South Carolina	W	13-8
Florida	W	8-2
LSU	L	2-1

2017 SEC Tournament (3-2)

Hoover Metropolitan Stadium • Hoover, Ala.		
Mississippi State	L	4-3
Auburn	W	12-0 (7)
Mississippi State	W	9-2
Florida	W	16-0 (7)
LSU	L	4-2

2015 SEC Tournament (2-2)

Hoover Metropolitan Stadium • Hoover, Ala.		
Tennessee	W	2-1
Florida	W	7-6
LSU	L	10-5
Florida	L	10-0

2014 SEC Tournament (3-2)

Hoover Metropolitan Stadium • Hoover, Ala.		
Texas A&M	W	4-0
Ole Miss	W	2-1
LSU	L	7-2
Ole Miss	W	8-7
LSU	L	11-1

2013 SEC Tournament (2-1)

Hoover Metropolitan Stadium • Hoover, Ala.		
Ole Miss	W	2-1 (10)
LSU	W	4-1
LSU	L	3-1

2012 SEC Tournament (0-2)

Regions Park • Hoover, Ala.		
Mississippi State	L	9-1
Ole Miss	L	2-0

2011 SEC Tournament (2-2)

Regions Park • Hoover, Ala.		
Alabama	L	7-4
Mississippi State	W	7-2
Alabama	W	4-1
Vanderbilt	L	3-2

2010 SEC Tournament (0-2)

Regions Park • Hoover, Ala.		
Vanderbilt	L	2-0
Florida	L	5-4

2009 SEC Tournament (2-2)

Regions Park • Hoover, Ala.		
Florida	W	8-5
Georgia	L	2-1
Florida	W	10-7
Vanderbilt	L	11-1

2007 SEC Tournament (3-1)

Regions Park • Hoover, Ala.		
Alabama	W	6-0
South Carolina	W	6-0
South Carolina	W	3-2
Vanderbilt	L	7-4

2006 SEC Tournament (0-2)

Hoover Metropolitan Stadium • Hoover, Ala.		
Ole Miss	L	9-4
Alabama	L	4-3

2005 SEC Tournament (0-2)

Hoover Metropolitan Stadium • Hoover, Ala.		
Florida	L	9-8
Alabama	L	5-4

2004 SEC Tournament (2-2)

Hoover Metropolitan Stadium • Hoover, Ala.		
Tennessee	L	8-6
Ole Miss	W	4-3
Tennessee	W	4-1
South Carolina	L	3-2

2003 SEC Tournament (0-2)

Hoover Metropolitan Stadium • Hoover, Ala.		
LSU	L	5-4
Ole Miss	L	8-7

2002 SEC Tournament (1-2)

Hoover Metropolitan Stadium • Hoover, Ala.		
South Carolina	L	10-1
Auburn	W	8-5
South Carolina	L	6-2

1999 SEC Tournament (4-2)

Hoover Metropolitan Stadium • Hoover, Ala.		
Kentucky	W	6-4
Auburn	L	3-2 (11)
LSU	W	9-8
Auburn	W	9-5
Auburn	W	9-6
Alabama	L	9-3

1998 SEC Tournament (3-1)

Hoover Metropolitan Stadium • Hoover, Ala.		
LSU	W	8-4
Mississippi State	W	10-3
Mississippi State	W	7-3
Auburn	L	7-5

1997 SEC Tournament (0-1)

Golden Park • Columbus, Ga.		
Auburn	L	7-3

1996 SEC Tournament (0-1)

Hoover Metropolitan Stadium • Hoover, Ala.		
Kentucky	L	7-5

1995 SEC W. Div. Tournament (2-2)

Dudy Noble Field • Starkville, Miss.		
Ole Miss	W	5-2
Alabama	W	5-2
Alabama	L	8-7
LSU	L	7-6

1994 SEC W. Div. Tournament (0-2)

Swayze Field • Oxford, Miss.		
Auburn	L	3-1 (17)
LSU	L	5-2

1993 SEC W. Div. Tournament (1-2)

Alex Box Stadium • Baton Rouge, La.		
Mississippi State	W	5-2
Auburn	L	3-1
LSU	L	13-7

1992 SEC Tournament (1-2)

Superdome • New Orleans, La.		
South Carolina	W	8-6
LSU	L	8-1
South Carolina	L	9-5

SWC Tournament (18-25)

1990 SWC Tournament (1-2)

Disch-Falk Field • Austin, Texas		
Rice	W	7-5
Texas	L	11-4
Houston	L	7-1

1989 SWC Tournament (1-2)

Olsen Field • College Station, Texas		
Texas	L	8-3
Houston	W	5-4
Texas	L	9-1

1988 SWC Tournament (0-2)

George Cole Field • Fayetteville, Ark.		
Texas A&M	L	4-3
Texas	L	7-1

1987 SWC Tournament (2-2)

Disch-Falk Field • Austin, Texas		
Texas A&M	W	4-3
Texas	L	10-3
Houston	W	14-9
Texas	L	3-2

1986 SWC Tournament (0-1)

Olsen Field • College Station, Texas		
Texas A&M	L	4-0

1985 SWC Tournament (3-0)

George Cole Field • Fayetteville, Ark.		
Baylor	W	6-4
Texas	W	9-5
Texas	W	10-6

1984 SWC Tournament (0-2)

Disch-Falk Field • Austin, Texas		
Texas	L	8-1
Rice	L	8-1

1983 SWC Tournament (3-2)

Disch-Falk Field • Austin, Texas		
Houston	W	4-3
Texas	L	9-2
Houston	W	9-7
Texas	W	5-4
Texas	L	14-0

1982 SWC Tournament (1-2)

Olsen Field • College Station, Texas		
Houston	W	9-6
Texas	L	8-0
Houston	L	9-8

1981 SWC Tournament (2-2)

Disch-Falk Field • Austin, Texas		
Houston	L	7-2
Rice	W	5-4
Houston	W	9-3
Texas	L	11-1

1980 SWC Tournament (3-2)

Olsen Field • College Station, Texas		
Texas A&M	W	19-10
Texas	L	6-4
Texas Tech	W	6-5
Texas	W	8-7
Texas	L	9-4

1979 SWC Tournament (2-2)

Disch-Falk Field • Austin, Texas		
Baylor	W	6-1
Texas	L	6-2
Texas A&M	W	6-2
Texas	L	12-6

1978 SWC Tournament (0-2)


Disch-Falk Field • Austin, Texas		
Baylor	L	1-0
Texas A&M	L	5-0

1977 SWC Tournament (0-2)


Disch-Falk Field • Austin, Texas		
Texas A&M	L	5-2
Texas	L	8-1




|| ALL-AMERICANS (28)



Tim Lollar
P/DH - 1978




Ronn Reynolds
C - 1979




Steve Krueger
LHP - 1980




Kevin McReynolds
OF - 1980, 81




Jeff King
3B - 1985, 86




Mike Loggins
OF - 1985




Ralph Kraus
OF - 1986




Andy Skeels
C - 1987




Troy Eklund
OF - 1989



Greg D'Alexander
3B - 1990



Phillip Stidham
RHP - 1990, 91




Kenderick Moore
2B - 1996



Ryan Lundquist
OF - 1997



Charlie Isaacson
RHP - 1999



David Walling
RHP - 1998, 99



Jess Todd
RHP - 2007




Nick Schmidt
LHP - 2006, 07



Zack Cox
INF - 2010



Brett Eibner
OF/RHP - 2010



Matt Reynolds
INF - 2012




Ryne Stanek
RHP - 2013



Andrew Benintendi
OF - 2015



Blaine Knight
RHP - 2018



Carson Shaddy
INF - 2018




Isaiah Campbell
RHP - 2019



Matt Cronin
RHP - 2019




Jack Kenley
INF - 2019



Heston Kjerstad
OF - 2020


FRESHMAN ALL-AMERICANS (23)



Jeff King
3B - 1984



Phillip Stidham
RHP - 1989



Matt Carnes
RHP - 1995



Matt Erickson
3B - 1995



Brian Kirby
OF - 1998



Charlie Isaacson
RHP - 1999



Jake Dugger
OF - 2004



Danny Hamblin
DH - 2004




Nick Schmidt
LHP - 2005



Shaun Seibert
RHP - 2005




James Ewing
2B - 2006



Brett Eibner
OF/RHP - 2008



Zack Cox
3B - 2009



Barrett Astin
RHP - 2011



Dominic Ficociello
INF - 2011



Nolan Sanburn
RHP - 2011




Tyler Spoon
OF - 2013




Keaton McKinney
RHP - 2015



Dominic Fletcher
CF - 2017



Heston Kjerstad
OF - 2018



Casey Martin
INF - 2018




Connor Noland
RHP - 2019



Robert Moore
INF - 2020




Allen Williams
INF - 1992 (2nd)
1994 (2nd)




Ty Bilderback
OF - 1995 (1st)




Kit Pellow
DH - 1995 (1st)




Matt Carnes
RHP - 1996 (2nd),
1997 (2nd)




Kenderick Moore
2B - 1996 (1st)



Matt Erickson
3B - 1996 (2nd)
1997 (1st)




Jeremy Jackson
OF - 1997 (1st)




Ryan Lundquist
OF - 1997 (1st),
1998 (2nd)



Charlie Isaacson
RHP - 1999 (1st)



Rodney Nye
3B - 1999 (2nd)



David Walling
RHP - 1998 (1st),
1999 (2nd)



Ryan Fox
OF - 2003 (1st)



Scott Hode
SS - 2004 (2nd)



Clint Arnold
OF - 2005 (Fr.)




Jake Dugger
OF - 2006 (2nd)



Jess Todd
RHP - 2007 (1st)



Nick Schmidt
LHP - 2005 (Fr.),
2006 (1st), 2007 (1st)



Dallas Keuchel
LHP - 2007 (Fr.)



Logan Forsythe
3B - 2008 (1st)



Zack Cox
INF - 2010 (1st)



Brett Eibner
OF/RHP - 2010 (2nd)



Drew Smyly
LHP - 2010 (2nd)




DJ Baxendale
RHP - 2011 (2nd)




Dominic Ficociello
INF - 2011 (Fr., Def.),
2012 (Def.)



Bo Bigham
INF - 2012 (2nd)



Matt Reynolds
INF - 2012 (1st)



Brian Anderson
OF - 2013 (2nd)




Ryne Stanek
RHP - 2013 (1st)



Jake Wise
C - 2014 (Def.)



Eric Fisher
1B - 2014 (2nd, Def.)



Andrew Benintendi
OF - 2014 (Fr.),
2015 (1st)



Zach Jackson
RHP - 2015 (1st)



Keaton McKinney
RHP - 2015 (Fr.)



Bobby Wernes
3B - 2015 (Def.)



Jax Biggers
SS - 2017 (2nd)



Grant Koch
C - 2017 (1st),
2018 (Def.)



Dominic Fletcher
CF - 2017 (Fr.),
2018 (Def.),
2019 (2nd, Def.)



Heston Kjerstad
OF - 2018 (2nd, Fr.);
2019 (2nd)



Carson Shaddy
INF - 2018 (1st)



Eric Cole
OF - 2018 (2nd)



Blaine Knight
RHP - 2018 (2nd)



Casey Martin
INF - 2018 (2nd, Fr.),
2019 (2nd)



Trevor Ezell
1B - 2019 (2nd, Def.)



Matt Goodheart
DH/UT - 2019 (2nd)




Matt Cronin
RP - 2019 (2nd)



Patrick Wicklander
SP - 2019 (Fr.)



Connor Noland
SP - 2019 (Fr.)



Christian Franklin
OF - 2019 (Fr.)

|| ALL-SWC / ALL-TOURNAMENT



All-SWC Selections

Player, Pos.	Year(s)
Marc Brumble, OF	1977
Kevin Campbell, RHP	1984
Bubba Carpenter, 1B/OF	1989-91
Charlie Corbell, RHP	1982
Greg D'Alexander, 3B	1989-90
Billy Dees, 1B	1982-83
Tim Deitz, RHP	1985
Bobby Edwards, RHP	1987-88
Troy Eklund, OF	1988-89
Fred Farwell, RHP	1985
Tony Gilmore, C	1990
Jeff Hemm, C	1978
John Hennell, 1B	1981
Mark Johnson, OF	1990-91
Jeff King, 3B	1985-86
Ralph Kraus, OF	1986
Steve Krueger, LHP	1979-80
Mike Loggins, OF	1984-85
Tim Lollar, LHP/DH	1978
Scott Loseke, OF	1983
Kevin McReynolds, OF	1980-81
Bill Montgomery, OF	1976
Mike Oquist, RHP	1989
Tom Pagnozzi, C	1983
Steve Parker, RHP	1986
Dave Patterson, 1B	1986
Tim Peters, RHP	1987
Kirk Piskor, C/OF	1991
Scott Pose, OF	1989
Johnny Ray, 2B	1978-79

Ronn Reynolds, C	1979
Norm Roberts, OF	1983, 85
Kenny Rogers, 3B	1981
Andy Skeels, C	1987
Phillip Stidham, RHP	1989-91
Mark Swope, RHP	1989-90
Scott Tabor, RHP	1981-82
Tim Thomas, 2B	1990
Dave Van Horn, 2B	1982
Ed Wallace, 1B	1979
Larry Wallace, SS	1979
Doyle Wilson, C	1986

SWC All-Tournament Selections

Player, Pos.	Year(s)
Marc Brumble, OF	1979
Bubba Carpenter, 1B	1990
Don Carter, OF	1981
Randell Carter, 2B	1980
Charlie Corbell, P	1983
Tim Deitz, P	1985
Fred Farwell, P	1985
Jeff Hemm, C	1977
John Hennell, 1B	1979-81
Jeff Houck, OF	1990
Jeff King, 3B	1984, 1985
Ralph Kraus, OF	1986
Mike Loggins, OF	1985
Scott Loseke, OF	1982, 1983
Kevin McReynolds, OF	1980 (MVP)
Dave Patterson, 1B	1985 (MVP)
Kirk Piskor, OF	1990

Johnny Ray, 2B	1979
Ronn Reynolds, C	1979, 1980
Norm Roberts, OF	1983, 1985
Mike Robinson, OF	1982
Kenny Rogers, 3B	1981
Andy Skeels, C	1987
Scott Tabor, P	1979
Reggie Thomas, DH/OF	1980, 1981
Dave Van Horn, 2B	1982
Reggie Thomas, DH/OF	1980, 1981
Dave Van Horn, 2B	1982
Larry Wallace, SS	1979
Doyle Wilson, C	1985

SEC All-Tournament Selections

Player, Pos.	Year(s)
Bo Bigham, 2B	2009
Luke Bonfield, OF/DH	2017
Mark Burnett, 2B	1999
Brent Caldwell, C	1998
Matt Carnes, RHP	1995
Cody Clark, C	2002
Casey Coon, OF	2007
Zack Cox, 3B	2009
Jake Dugger, OF	2004
Scott Epps, C	1992
Matt Goodheart, DH/UT	2019
Danny Hamblin, 1B	2007
Joe Jester, SS	1998-99
Casey Martin, 3B	2018
James McCann, C	2011
Kenderick Moore, 1B/OF	1994, 99

Kacey Murphy, LHP	2017
Rodney Nye, 1B	1998, 1999 (MVP)
Nick Pitts, OF	2003
Kyle Robinson, OF	2011
Nick Schmidt, LHP	2007
David Skeels, C	1995
Chad Spanberger, 1B	2017 (MVP)
Tyler Spoon, OF	2013
Ryne Stanek, RHP	2013
Jess Todd, RHP	2007
Ben Tschepikow, SS	2009
Matt Vinson, OF	2013
Jack Welsh, OF	1998

CWS All-Tournament Selections

Player, Pos.	Year(s)
Marc Brumble, OF	1979
Dominic Fletcher, CF	2018
Jared Gates, 1B	2018
Jeff King, 3B	1985
Heston Kjerstad, LF	2018
Blaine Knight, RHP	2018
Ralph Kraus, OF	1985
Steve Krueger, LHP	1979
Casey Martin, 3B	2018
Kevin McReynolds, OF	1979
Larry Wallace, SS	1979



Outfielder Kevin McReynolds earned the distinction as one of the greatest Razorbacks of all time after his three years in Fayetteville. McReynolds was named an All-American and All-SWC player in 1980 and 1981. He was a member of Arkansas' first College World Series team in 1979 and went on to have a productive MLB career, playing 12 seasons combined between the San Diego Padres, New York Mets and Kansas City Royals.

A

Key: Players selected in the June first-year player draft unless otherwise noted. Following the 1987 season there has only been one draft (June Draft). The first MLB Draft was held in 1965. Prior to 1965, players just signed professional contracts once their collegiate careers were over.

§ - Selected in January draft

% - Selected in June secondary draft

* - Played or plays in the Major Leagues

^ - Returned to school

First-Round Razorbacks

Year	Player	Team	Rd (Pick)
1981	Kevin McReynolds, OF	Padres	1st (6)
1986	Jeff King, SS/3B	Pirates	1st (1)
1999	David Walling, RHP	Yankees	1st (27)
2007	Nick Schmidt, LHP	Padres	1st (23)
2008	Logan Forsythe, 3B	Padres	1st (46)
2010	Zack Cox, 3B	Cardinals	1st (25)
2013	Ryne Stanek, RHP	Rays	1st (29)
2015	Andrew Benintendi, OF	Red Sox	1st (7)
2020	Heston Kjerstad, OF	Orioles	1st (2)

1965 (1)

Bill Gray, OF	Twins	37th (665)
---------------	-------	------------

1973 (4)

Keith Cochran, 2B	Cardinals	33rd (683)
Thurman Smith, OF	Cardinals	45th (733)
Tommy Neal, OF	Cardinals	47th (737)
Stephen Ballard, 1B	Cardinals	48th (739)

1975 (1)

Richard Miller, P	Astros	15th (350)
-------------------	--------	------------

1976 (1)

Byron Ormsby, SS	Red Sox	16th (382)
------------------	---------	------------

1977 (1)

Tim Lollar, LHP ^{^*}	Indians	5th (115)
-------------------------------	---------	-----------

1978 (3)

Tim Lollar, LHP*	Yankees	4th (104)
Arvis Harper, OF	Astros	14th (349)
Bill Bakewell, RHP [^]	Reds	28th (657)

1979 (2)

Ronn Reynolds, C ^{^*}	White Sox	5th (109)
Johnny Ray, 2B*	Astros	12th (294)

1980 (5)

Steve Krueger, LHP	Mariners	4th (84)
Ronn Reynolds, C*	Mets	5th (105)
John Hennell, 1B [^]	Mets	15th (365)
Randall Carter, 2B	Rangers	19th (482)
Todd Zacher, 3B [^]	Dodgers	28th (684)

1981 (7)

Kevin McReynolds, OF*	Padres	1st (6)
Reggie Thomas, OF	Tigers	8th (197)
Scott Tabor, RHP [^]	Braves	12th (296)
Don Carter, OF	Expos	12th (302)
John Hennell, 1B	Padres	13th (316)
Todd Zacher, 3B	Giants	23rd (579)
Ed Vidmar, P	White Sox	32nd (770)

1982 (5)

Chris Shaddy, SS	Blue Jays	8th (186)
Dave Van Horn, 2B	Braves	10th (245)
Scott Tabor, RHP	Tigers	11th (282)
Ed Myers, RHP	Athletics	12th (313)
Scott Glanz, P	Angels	13th (321)

1983 (5)

Mike Robinson, OF	Cardinals	5th (130)
Tom Pagnozzi, C*	Cardinals	8th (208)
Scott Loseke, OF	Reds	11th (264)
Charlie Corbell, RHP	Giants	21st (534)
Bobby Joe Edmonds, OF%	Cardinals	3rd (55)

1984 (4)

Brett Harrison, SS	Cardinals	4th (87)
Jim Ward, 2B	Dodgers	5th (129)
Mark Berry, C	Reds	6th (137)
Derrick Richardson, 3B ^{%^}	Cubs	2nd (39)

1985 (10)

Mike Loggins, OF	Royals	3rd (71)
Ellis Roby, 2B	Braves	5th (120)
Tim Deitz, RHP	Reds	6th (136)
Mark Jackson, INF/OF	Cardinals	8th (202)
Norm Roberts, OF	Orioles	8th (203)
Fred Farwell, LHP	Dodgers	10th (246)
Gary Murphy, RHP	Astros	14th (352)
Gary Curtis, SS	Reds	20th (500)
Derrick Richardson, INF	Phillies	21st (538)
Howard Hilton, RHP*	Cardinals	22nd (566)

1986 (7)

Jeff King, SS/3B*	Pirates	1st (1)
Kevin Campbell, RHP*	Dodgers	5th (120)
Doyle Wilson, C	Indians	10th (239)
Ralph Kraus, OF	Yankees	10th (262)
Steve Parker, LHP	Cubs	12th (298)
Dave Patterson, 1B	Giants	14th (344)
Bob Chadwick, P%	Brewers	6th (92)

1987 (8)

Andy Skeels, C	Padres	7th (172)
Jim Kremers, 3B/OF ^{^*}	Reds	8th (206)
Keith Helton, LHP	Mariners	14th (344)
Spencer Wilkinson, RHP	Rangers	14th (362)
Ray Harris, LHP [^]	Angels	14th (368)
Tim Sherrill, LHP*	Cardinals	18th (461)
Mike Sisco, SS	Mariners	20th (500)
John Cebuhar, LHP [^]	Reds	22nd (569)

1988 (4)

Jim Kremers, C*	Braves	2nd (33)
John Cebuhar, LHP	Cardinals	14th (366)
Ray Harris, LHP	Athletics	22nd (567)
Troy Eklund, OF [^]	Indians	35th (891)

1989 (7)

Cole Hyson, RHP	Astros	9th (228)
Mike Oquist, RHP*	Orioles	13th (321)
Troy Eklund, OF	Rangers	25th (637)
Dennis Fletcher, P	Cardinals	28th (716)
Greg D'Alexander, 3B/C [^]	Orioles	31st (789)
Scott Pose, OF*	Reds	34th (885)
Rod Stillwell, SS	Royals	60th (1,417)

1990 (3)

Tony Gilmore, C	Astros	8th (218)
Phil Stidham, RHP ^{^*}	Braves	11th (282)
Mark Swope, RHP	Twins	11th (293)

1991 (4)

Doug Bennett, RHP	Dodgers	5th (144)
Phil Stidham, RHP*	Tigers	15th (401)
Mark Johnson, OF	Royals	17th (445)
Brian Dennison, LHP	Brewers	23rd (599)

1992 (1)

Allen Williams, 3B	Red Sox	46th (1,290)
--------------------	---------	--------------

1993 (3)

Tom Czanstkowski, RHP	Astros	26th (728)
Ryan Whitaker, RHP	Athletics	27th (769)
Kortney Paul, C [^]	Cardinals	48th (1,332)

1994 (4)

Bob Hughes, OF	Expos	18th (504)
Doyle Preston, 3B/1B	Reds	35th (968)
Scott Cunningham, RHP	Cardinals	37th (1,034)
Todd Abbott, RHP [^]	Indians	38th (1,053)

1995 (6)

Jeff Parsons, SS	Mets	5th (133)
Alan Mahaffey, LHP	Twins	16th (436)
Tim Mosley, RHP	Cubs	27th (756)
Ty Bilderback, OF	Angels	31st (844)
Chris Clark, OF [^]	Tigers	35th (966)
Todd Abbott, RHP	Athletics	44th (1,212)

1996 (4)

Jason Stephens, RHP	Angels	9th (265)
Kit Pellow, OF*	Royals	22nd (649)
Richie Nye, RHP	Twins	23rd (667)
Barry Lunney Jr., LHP [^]	Twins	45th (1,316)

1997 (6)

Matt Carnes, RHP	Twins	7th (213)
Matt Erickson, 3B*	Marlins	7th (216)
Jeremy Jackson, OF	Rockies	8th (252)
Chris Clark, OF	Marlins	34th (1,026)
Dan Wright, RHP ^{^*}	Braves	46th (1,359)
Jason McConnell, 2B	Twins	48th (1,384)

1998 (2)

Ryan Lundquist, OF [^]	Twins	10th (289)
Eric Hinske, 3B*	Cubs	17th (496)



Jeff King was selected with the No. 1 overall pick of the 1986 draft by the Pittsburgh Pirates. He played 11 seasons with the Pirates and Kansas City Royals. He is one of eight Razorbacks to be drafted in the first round.

1999 (7)

David Walling, RHP	Yankees	1st (27)
Dan Wright, RHP*	White Sox	2nd (64)
Rodney Nye, 3B	Mets	7th (226)
Joe Jester, INF	Giants	7th (228)
Ryan Lundquist, OF	Reds	8th (248)
Kevin Vent, RHP	Giants	8th (258)
Mark Burnett, 2B	Reds	20th (608)

2000 (3)

Cliff Lee, LHP*	Expos	4th (104)
Matt Riethmaier, RHP	Phillies	5th (145)
Brad Bohannon, RHP	White Sox	28th (832)

2001 (3)

Wes McCrotty, LHP	Marlins	23rd (692)
Brian Kirby, C	Indians	31st (937)
Charlie Isaacson, RHP^	Cubs	34th (1,008)

2002 (2)

Charlie Isaacson, RHP	Yankees	29th (876)
Gary Hogan, RHP	Rangers	32nd (952)

2003 (4)

Scott Roehl, RHP	Indians	10th (288)
Andrew Wishy, OF	Rangers	12th (346)
Jarrett Gardner, RHP	Red Sox	19th (564)
Ryan Fox, OF	Rockies	21st (617)

2004 (5)

Jay Sawatski, LHP	Twins	8th (241)
Brady Toops, C	Cardinals	10th (300)
Haas Pratt, 1B	Athletics	30th (907)
Clint Brannon, LHP	Rangers	34th (1,011)
Adam Burton, C	Cardinals	38th (1,140)

2005 (3)

Scott Bridges	Giants	8th (278)
Scott Hode, SS	Cubs	24th (730)
Casey Rowlett, OF/INF	Cardinals	32nd (980)

2006 (5)

Danny Hamblin, 1B^	Athletics	9th (278)
Craig Gentry, OF*	Rangers	10th (298)
Blake Parker, C*	Cubs	16th (479)
Devin Collis, LHP	Rockies	26th (768)
Daryl Maday, RHP	Giants	30th (896)

2007 (9)

Nick Schmidt, LHP	Padres	1st (23)
Duke Welker, RHP*	Pirates	2nd (68)
Jess Todd, RHP*	Cardinals	2nd (82)
Danny Hamblin, 1B/3B	Athletics	10th (330)
Chris Rhoads, RHP	Phillies	28th (863)
Brian Walker, C	Angels	29th (898)
Jacob Julius, OF	Orioles	33rd (997)
Jake Dugger, OF	Nationals	49th (1,417)
Matt Willard, SS	Indians	49th (1,423)

2008 (4)

Logan Forsythe, 3B*	Padres	1st (46)
Cliff Springston, LHP	Rangers	11th (333)
Jeff Nutt, C	Yankees	25th (770)
Aaron Murphree, OF	Padres	27th (825)

2009 (6)

Dallas Keuchel, LHP*	Astros	7th (221)
Stephen Richards, LHP	Marlins	8th (248)
Scott Lyons, INF	Royals	15th (452)
Ben Tschepikow, INF	Royals	17th (512)
Mike Bolsinger, RHP^	Athletics	33rd (993)
Ryan Cisterna, C	Angels	34th (1,041)

2010 (8)

Zack Cox, 3B	Cardinals	1st (25)
Brett Eibner, CF*	Royals	2nd (54)
Drew Smyly, LHP*	Tigers	2nd (68)
Andy Wilkins, 1B*	White Sox	5th (158)
Mike Bolsinger, RHP*	Diamondbacks	15th (451)
Collin Kuhn, LF^	Tigers	15th (463)
Jordan Pratt, RHP	Tigers	16th (493)
Jeremy Heatley, RHP	Marlins	22nd (677)



2011 (6)

James McCann, C*	Tigers	2nd (76)
Collin Kuhn, OF	White Sox	17th (531)
Trent Daniel, LHP^	Tigers	23rd (707)
Kyle Robinson, OF	White Sox	28th (861)
Jarrod McKinney, OF	Astros	31st (940)
Geoffrey Davenport, LHP	Indians	43rd (1,298)

2012 (8)

Matt Reynolds, INF*	Mets	2nd (71)
Nolan Sanburn, RHP	Athletics	2nd (74)
DJ Baxendale, RHP	Twins	10th (310)
Tim Carver, INF	Phillies	19th (608)
Sam Bates, OF	Royals	28th (893)
Randall Fant, LHP^	Indians	29th (893)
Derrick Bleeker, OF/RHP	Orioles	37th (1,122)
Jacob Morris, OF^	Indians	37th (1,133)

2013 (11)

Ryne Stanek, RHP*	Rays	1st (29)
Colby Suggs, RHP	Marlins	2nd (73)
Barrett Astin, RHP*	Brewers	3rd (90)
Dominic Focciello, INF	Tigers	12th (366)
Trent Daniel, LHP	Rockies	17th (499)
Brandon Moore, RHP	Brewers	17th (512)
Jacob Morris, OF	White Sox	24th (723)
Tyler Wright, LHP	Mariners	26th (777)
Randall Fant, LHP	Astros	29th (857)
Eric Fisher, INF^	Marlins	30th (892)
Matt Vinson, OF	Diamondbacks	37th (1,110)

2014 (6)

Brian Anderson, INF*	Marlins	3rd (76)
Chris Oliver, RHP	Phillies	4th (112)
Jalen Beeks, LHP*	Red Sox	12th (374)
Michael Gunn, RHP	Red Sox	16th (494)
Eric Fisher, 1B	Marlins	17th (497)
Tyler Spoon, OF^	Athletics	36th (1,092)

2015 (4)

Andrew Benintendi, OF*	Red Sox	1st (7)
Trey Killian, RHP	Rockies	9th (257)
Bobby Wernes, INF	Astros	30th (889)
Tyler Spoon, OF	Red Sox	35th (1,041)

2016 (6)

Zach Jackson, RHP	Blue Jays	3rd (102)
Clark Eagan, OF	Pirates	9th (285)
Dominic Taccolini, RHP^	Blue Jays	16th (492)
Michael Bernal, SS	Giants	29th (876)
Doug Willey, RHP	Angels	32nd (966)
James Teague, RHP	Orioles	37th (1,111)

2017 (6)

Trevor Stephan, RHP	Yankees	3rd (92)
Chad Spanberger, INF	Rockies	6th (176)
Cannon Chadwick, RHP	Mets	9th (277)
Dominic Taccolini, RHP	Padres	10th (288)
Blaine Knight, RHP^	Rangers	29th (884)
Josh Albers, RHP	Marlins	36th (1,079)

2018 (11)

Blaine Knight, RHP	Orioles	3rd (87)
Eric Cole, OF	Royals	4th (122)
Grant Koch, C	Pirates	5th (144)
Jax Biggers, INF	Rangers	8th (239)
Carson Shaddy, INF	Nationals	10th (311)
Kacey Murphy, LHP	Tigers	11th (315)
Evan Lee, LHP	Nationals	15th (461)
Barrett Loseke, RHP	Yankees	17th (517)
Jake Reindl, RHP	Cubs	17th (518)
Isaiah Campbell, RHP^	Angels	24th (721)
Zack Plunkett, C^	Diamondbacks	37th (1,119)

2019 (7)

Dominic Fletcher, OF	Diamondbacks	CBB (75)
Isaiah Campbell, RHP	Mariners	CBB (76)
Matt Cronin, RHP	Nationals	4th (123)
Jack Kenley, INF	Tigers	8th (232)
Jacob Kostyshock, RHP	Rockies	8th (249)
Cody Scroggins, RHP	Red Sox	9th (287)
Zack Plunkett, RHP	Dodgers	20th (611)

2020 (2)

Heston Kjerstad, OF	Orioles	1st (2)
Casey Martin, INF	Phillies	3rd (87)



59

Former Arkansas players have made an appearance in Major League Baseball, starting with Chuck Tompkins in 1912.

DRAFT STREAK

Arkansas has had at least one player selected in each of the past 44 MLB Drafts, dating back to 1975. In the 2018 MLB Draft, Arkansas tied the school record with 11 players selected, marking the third time (1985, 2013) it has had double figure players taken in a single draft.

BENINTENDI WINS WORLD SERIES WITH BOSTON

Former Razorback and national player of the year Andrew Benintendi became a World Series champion with the Boston Red Sox in 2018 after going five games against the Los Angeles Dodgers. Benintendi is the fourth former Razorback to win a World Series title, joining Dick Hughes (1967 - St. Louis), Eric Hinske (2007 - Boston; 2009 - NY Yankees) and Dallas Keuchel (2017 - Houston).

BEEKS MAKES MAJOR LEAGUE DEBUT

In early June 2018, left-handed pitcher Jalen Beeks became the 59th former Razorback to make an appearance in an MLB game when he earned the spot start for the Boston Red Sox against the Detroit Tigers. Beeks was one of Boston's top pitching prospect in AAA Pawtucket prior to his debut. He was traded to Tampa Bay later in the year and he made 12 appearances for the Rays out of the bullpen.

BEST OF THE BEST

Kevin McReynolds leads all #ProHogs with 211 career home runs, while Johnny Ray has a career-best 1,502 hits. Cliff Lee holds nearly every pitching record, including 143 wins on the mound and 1,824 strikeouts in 2,156.2 innings of work.

#PROHOGS AT THE PLATE

Name	Yrs	From	To	ASG	G	PA	AB	R	H	2B	3B	HR	RBI	SB	CS	BB	SO	BA	OBP	SLG	OPS	Yrs at Ark
Brian Anderson	3	2017	2019	0	307	1285	1133	155	303	74	6	31	139	7	5	116	271	.267	.349	.425	.775	2012-14
Andrew Benintendi	4	2016	2019	0	471	2052	1798	275	498	118	13	51	259	52	11	210	383	.277	.354	.442	.796	2014-15
Bud Bloomfield	2	1963	1964	0	8	7	7	1	1	0	0	0	0	0	0	0	0	.143	.143	.143	.286	1955-56
Bubba Carpenter	1	2000	2000	0	15	31	27	4	6	0	0	3	5	0	0	4	13	.222	.323	.556	.878	1988-91
Cody Clark	1	2013	2013	0	16	40	38	1	4	1	0	0	0	0	0	1	15	.105	.128	.132	.260	2001-02
Chuck Corgan	2	1925	1927	0	33	113	104	7	23	2	1	0	1	0	0	7	13	.221	.270	.260	.530	1922-25
Al Cypert (Boyd)	1	1914	1914	0	1	1	1	0	0	0	0	0	0	0	0	0	1	.000	.000	.000	.000	1912
Brett Eibner	2	2016	2017	0	87	244	220	24	42	10	1	8	28	0	2	21	67	.191	.263	.355	.618	2008-10
Babe Ellison	5	1916	1920	0	135	395	348	32	75	13	4	1	39	9	1	30	55	.216	.282	.284	.566	1914-16
Matt Erickson	1	2004	2004	0	4	6	6	0	1	0	0	0	0	0	0	0	1	.167	.167	.167	.333	1995-97
Logan Forsythe	9	2011	2019	0	958	3502	3086	387	758	149	13	70	305	42	16	339	745	.227	.327	.370	.698	2006-08
Craig Gentry	10	2009	2018	0	601	1402	1242	180	325	47	14	7	104	94	20	102	250	.262	.339	.339	.672	2005-06
Eric Hinske	12	2002	2013	0	1387	4310	3797	549	947	240	18	137	522	61	21	452	949	.249	.332	.430	.762	1996-98
Randy Jackson	10	1950	1959	2	955	3549	3203	412	835	115	44	103	415	36	16	281	382	.261	.320	.421	.741	1944
Skeeter Kell	1	1952	1952	0	75	236	213	24	47	8	3	0	17	5	1	14	18	.221	.275	.286	.561	1948-51
Jeff King	11	1989	1999	0	1201	4812	4262	600	1091	222	18	154	709	75	32	442	584	.256	.324	.425	.749	1984-86
Jimmy Kremers	1	1990	1990	0	29	79	73	7	8	1	1	1	2	0	0	6	27	.110	.177	.192	.369	1985-88
James McCann	6	2014	2019	1	570	2134	1975	197	488	84	9	58	237	6	6	121	543	.247	.297	.387	.683	2009-11
Kevin McReynolds	12	1983	1994	0	1502	6039	5423	727	1439	284	35	211	807	93	32	522	707	.265	.328	.447	.775	1979-81
Tom Pagnozzi	12	1987	1998	1	927	3142	2896	247	733	153	11	44	320	18	21	189	450	.253	.299	.359	.658	1983
Kit Pellow	3	2002	2004	0	99	227	202	27	52	9	2	4	19	2	1	17	68	.257	.335	.381	.716	1995-96
Scott Pose	4	1993	2000	0	202	353	313	52	75	7	1	0	21	9	6	38	50	.240	.321	.268	.589	1987-89
Johnny Ray	10	1981	1990	1	1353	5664	5188	604	1502	294	36	53	594	80	49	353	329	.290	.333	.391	.724	1978-79
Matt Reynolds	3	2016	2018	0	127	240	215	24	48	9	2	4	19	0	2	19	75	.223	.295	.340	.635	2010-12
Ronn Reynolds	6	1982	1990	0	143	381	356	22	67	12	0	4	21	0	1	18	96	.188	.228	.256	.483	1979-80
John Vann	1	1913	1913	0	1	1	1	0	0	0	0	0	0	0	0	0	1	.000	.000	.000	.000	1910
Andy Wilkins	2	2014	2016	0	43	72	67	5	9	3	0	1	5	1	0	5	32	.134	.194	.224	.418	2008-10
Roy Wood	3	1913	1915	0	119	362	333	33	77	12	4	1	20	7	11	16	47	.231	.285	.300	.585	1912-13

#PROHOGS ON THE MOUND

Name	Yrs	From	To	ASG	W	L	W-L%	ERA	G	GS	GF	CG	SHO	SV	IP	H	R	ER	HR	BB	IBB	SO	HBP	BK	WP	BF	Yrs at Ark
Darrel Akerfelds	5	1986	1991	0	9	10	.474	5.08	125	13	33	1	0	3	233.2	216	146	132	36	127	16	129	13	1	21	1047	1981-82
Barrett Astin	1	2017	2017	0	0	0	--	6.75	6	0	1	0	0	0	8.0	9	6	6	2	7	0	2	2	0	0	41	2011-13
Jalen Beeks	2	2018	2019	0	11	4	.733	4.70	47	4	5	0	0	1	155.0	167	87	81	18	64	1	131	12	0	3	687	2013-14
Sid Benton	1	1922	1922	0	0	0	--	--	1	0	0	0	0	0	0	0	0	0	0	0	0	0	0	0	0	2	1912
Mike Bolsinger	4	2014	2017	0	8	19	.296	4.92	48	41	2	0	0	0	230.2	251	138	126	34	98	5	210	6	2	9	1022	2008-10
Kevin Campbell	5	1991	1995	0	4	3	.571	4.55	77	5	18	0	0	1	138.1	127	72	70	11	80	4	83	3	0	5	604	1984-86
Gerald Hannahs	4	1976	1979	0	3	7	.300	5.07	16	12	2	0	0	1	71.0	76	51	40	11	42	1	42	0	0	7	326	1971-74
Howard Hillon	1	1990	1990	0	0	0	--	0.00	2	0	1	0	0	0	3.0	2	0	0	0	3	0	2	0	0	0	14	1984-85
Dick Hughes	3	1966	1968	0	20	9	.690	2.79	68	34	17	13	4	8	307.0	221	101	95	29	76	12	230	7	2	8	1205	1957-58
Lefty Jamerson	1	1924	1924	0	0	0	--	18.00	1	0	1	0	0	0	1.0	1	2	2	0	3	--	0	0	0	0	7	1919-21
Dallas Keuchel	8	2012	2019	2	84	71	.542	3.67	211	202	2	12	4	0	1302.0	1259	571	531	131	382	8	1036	30	0	50	5424	2007-09
Les Lancaster	7	1987	1993	0	41	28	.594	4.05	323	39	110	3	1	22	703.2	715	345	317	60	261	45	408	11	14	28	3032	1982-84
Cliff Lee	13	2002	2014	4	143	91	.611	3.52	328	324	1	29	12	0	2156.2	2116	923	843	223	464	12	1824	50	2	41	8917	2000
Dixie Leverett	5	1922	1929	0	29	34	.460	4.51	122	77	30	33	4	7	637.0	725	374	319	25	221	193	17	5	11	2838	1914	
Tim Lollar	7	1980	1986	0	47	52	.475	4.27	199	131	20	9	4	4	906.0	841	459	430	93	480	21	600	17	12	47	3941	1977-78
Mike Oquist	7	1993	1999	0	25	31	.446	5.46	133	79	13	1	0	0	555.0	623	348	337	73	243	19	351	21	0	14	2492	1987-89
Blake Parker	7	2012	2019	0	11	10	.524	3.56	289	2	112	0	0	34	285.2	246	122	113	43	90	4	321	11	0	19	1182	2004-06
Robert Person	9	1995	2003	0	51	42	.548	4.64	206	135	26	4	2	9	897.1	813	496	463	129	438	12	773	35	3	39	3896	1988
Pat Rice	1	1991	1991	0	1	1	.500	3.00	7	2	0	0	0	0	21.0	18	10	7	3	10	1	12	1	0	0	91	1984-86

|| ALL-TIME LETTERMEN



Zack Cox earned All-America nods during both of his seasons (2009, 2010) with the Razorbacks.

A		
Abbott, Todd	1994, '95	
Abbott, Williams Lewis	1970	
Abramczyk, John Paul	1959, '60, '61	
Achenback, C.H.	1913	
Adamiak, Mark	2020	
Adams, Blake	2020	
Adams, Harold Eugene	1948, '49	
Aikman, Bruce Lynn	1951	
Akerfelds, Darrel	1981, '82	
Alberius, Josh	2014, '15, '16, '17	
Alexander, George Baker	1958	
Alexander, John	1949	
Alexander, Otto	1908	
Alexander, Tim	1978	
Allen, Joe	1911	
Anderson, Brian	2012, '13, '14	
Anderson, Pat	1977, '78	
Andree, James M.	1972, '73, '74	
Arledge, Jake	2016, '17	
Arnold, Charles	1965	
Arnold, Clint	2005, '06	
Asbill, Teddy	1976, '77	
Ash, Jeff	1979, '80	
Astin, Barrett	2011, '12, '13	
Atha, Larry D.	1979, '80, '81	
Atkins, Donald	1979, '80, '81	
Atkins, Howard Cullin Jr.	1966	
Atkins, Kyle	2010, '11	
Austell, Tom	1903	
Austin, Cole	2020	
Ayers, James	1926	

B		
Baber, Oscar	1910, '11, '12	
Backham, David C.	1972, '73	
Bailey, Kenneth	1966	
Baker, J.P.	1929	
Baker, Terry Lee	1967, '68	
Bakewell, Bill	1977, '78, '79	
Ballard, Keach	1982	
Ballard, Stephen D.	1972, '73	
Balay, John	1949, '50, '51	
Bane, James Harrison	1963, '64	
Barksdale, Ronald Douglas	1964, '65	
Barr, Brandon	2007	
Barton, Larry	1982, '83	
Bates, Sam	2011, '12	
Baxendale, Blake	2014	
Baxendale, DJ	2010, '11, '12	
Beckemeyer, Lyle	1992, '93	
Beeks, Jalen	2013, '14	
Benard, Joe	1905, '06	
Benberg, John	1982	
Benintendi, Andrew	2014, '15	
Bennett, Dick	1925	
Bennett, Doug	1989, '90, '91	
Bennett, George	1927	
Bennett, J.G.	1921, '22	
Benninghoff, Jack	2016	
Benton, Sid	1912	
Bernal, Michael	2014, '15, '16	
Berry, Layne	2001, '02	
Berry, Mark	1983, '84	
Bertotti, Mike	1984	
Biggers, Jax	2017, '18	
Bigham, Bo	2009, '10, '11, '12	
Bigham, Bryan	2009	
Bilderback, Ty	1992, '93, '94, '95	
Birch, Brent	1990, '91, '92, '93	
Birel, William George	1967, '68	
Bishop, William E.	1969, '70	
Black, Dave	1903	
Black, H.	1912	
Black, John	1919, '20, '21	
Black, Neeley	1905	
Blackburn, W.D.	1929	

Blackwood, Jerry Don	1968, '69, '70	
Blagg, Billy Justin	1950, '52, '53	
Blair	1906	
Bleeker, Derrick	2010, '12	
Block, Dave	1903, '05	
Bloomfield, Bud	1955, '56	
Blum, Greg	1999, 2000	
Bobb, Randy	1987, '88	
Boever, David	1988	
Bogan, Charles	1954, '55	
Bohannon, Brad	1999, 2000	
Bohart, G.T.	1905, '06	
Bolden, Caleb	2018, '20	
Bollman, Brett	2005	
Bolsinger, Mike	2008, '09, '10	
Bond, Brock	2005	
Bone, George Thomas	1955, '56	
Bone, Jim	1961, '62, '63	
Bonfield, Luke	2015, '16, '17, '18	
Bonnin, Bryce	2018	
Booker, P.	1903	
Bosco, Jimmy	2012	
Boyce, Charley	2003, '04, '05, '06	
Bowden, William P.	1952, '53, '54	
Bowen, Luther	1994, '96	
Bradbury, Ralph	1974, '75, '76, '77	
Bradford, Hollis	1922	
Bradford, James	1976, '77	
Bradley, Eugene Alford	1953	
Bradley, Keith	1995, '96	
Brail, Rick	1991	
Brannon, Clint	2000, '03, '04	
Brazil, Ernest	1919	
Breeden, Bill	1969, '70, '71	
Brenton, Gene Thomas	1963, '64, '65	
Brewer, Dale	1928, '29	
Brewer, Timothy	1973, '74	
Bridges, Scott	2002, '03, '04, '05	
Briggs, Oscar	1899, 1902	
Brocaill, Scott	1991, '92, '93, '94	
Broadway, Barry	1980	
Brown, Charles Arthur	1952	
Brown, Dale	1977	
Brown, Dan	1990, '91	
Brown, John	1924, '25	
Brown, Silas Christian	1949, '50, '51	
Broyles, Franco	2011	
Brumble, Marc	1976, '77, '78	
Bryan, Chris	1988, '89	
Bryan, Lemuel	1902, '03	
Buchanan, F.E.	1908	
Buckley, S.S.	1913	
Buckley, Virgil	1912	
Bulgarelli, Mark	1976, '77, '78, '79	
Bull, Scott	1972, '76	
Bumpers, Mike	1992	
Burch, Matt	2017	
Burgess, John	1986	
Burnett, Mark	1998, '99	
Burton, Jacob	2019, '20	
Burton, P.O.	1898	

C		
Caldwell, Brent	1997, '98	
Caldwell, Robert	1947	
Calhoun, Jim	1987, '88, '89	
Callaway, Jerry	1978	
Campbell, Dan	1987	
Campbell, Isaiah	2016, '18, '19	
Campbell, Kevin	1984, '85, '86	
Campbell, Mike	1968	
Caple, Donald Lee	1963, '64, '65	
Carlton, Jerry	1960, '61, '62	
Carnes, Matt	1995, '96, '97	

Carpenter, Bubba	1988, '89, '90, '91	
Carpenter, Jay	1988, '89, '90	
Carpenter, Preston	1954, '55, '56	
Carr, J.F.	1898	
Carson, Randall	1976, '77	
Carter, Don	1981	
Carter, Harry	1947	
Carter, Marl D.	1962, '63	
Carter, Randall	1979, '80	
Carver, Tim	2009, '10, '11, '12	
Catron, Austin	2016	
Cebuhar, John	1987, '88	
Cecil	1905	
Center, Jerry	1976	
Chadwick, Bob	1986	
Chadwick, Cannon	2015, '16, '17	
Charlton, Aaron	1993	
Childress, Robert M.	1956, '57	
Chipman, Marvin	1926, '27	
Christian, Carroll	1923, '24	
Christian, O.	1898	
Cisterna, Ryan	2008, '09	
Clancy, Tim	1978, '79, '80	
Clark, Cody	2001, '02	
Clark, Chris	1993, '94, '95, '97	
Clark, Dera	1984	
Clark, Kyle	1997, '98	
Clark, M.D.	1898	
Clayton, Walker B.	1923	
Clements, Charles M.	1972	
Clements, Steve	1984, '85	
Clinkenbeard, Bob	1981	
Cloninger, Chris	1996	
Cobb, David	1994	
Cochran, Keith	1971, '72, '73	
Cole, Eric	2016, '17, '18	
Cole, George Sr.	1926, '27, '28	
Cole, John Conway Jr.	1951	
Cole, Kenneth	1908	
Coleman, Walter C.	1972, '73, '74	
Collis, Devin	2005, '06	
Conner, Michael	2001, '02	
Conway, George	1902	
Cook, Brian	1990, '91, '92, '93	
Cook, Damon Lee	1966	
Cook, Joe	1908, '09	
Coon, Casey	2007, '08	
Coppock, Mark	1990, '91	

Corbell, Charlie	1982, '83	
Corgan, Chuck	1922, '23, '24, '25	
Costello, Conor	2012	
Cotton, Delano Talbert	1962, '63	
Cox, Evan	2007, '08	
Cox, Harold Earl	1948, '49	
Cox, Zack	2009, '10	
Coyle, Norman	1910, '11	
Craig, Charles	1924	
Crawford, C.	1929	
Crawford, Rick	1982	
Creekmore, Stephen W.	1910, '11	
Cronin, Matt	2017, '18, '19	
Crossett, Scott	1998, '99, 2000, '01	
Crouse, Cliff	2000, '01, '02	
Crossdale, E.W.	1913	
Cunard, Craig	1981	
Cunningham, Scott	1993, '94	
Curtis, Gary	1983	
Cusack, Thomas	1953, '54, '55	
Cypert, Boyd	1912	
Czanstkowski, Tom	1992, '93	

D		
D'Alexander, Greg	1987, '88, '89, '90	
D'Amico, Joe	1992, '93	
Dahl, Anthony	2016	
Dailey, Randy	1971, '72	
Daly, Cory	1995	
Daniel, Trent	2011, '12, '13	
Darr, Andrew	2008, '09	
Davenport, Geoffrey	2009, '10, '11	
Davis, Joe	1991	
Davis, Matt	1998	
Davis, Menar	1912	
Davis, Mike	1910, '11, '12	
Dawson, Bill	1988	
Day, Chris	1978	
Day, Devin	2004	
DeBriyn, Marty	1997	
Deason, Jesse Wayne	1956	
Deere, Jason	2004	
Dees, Billy	1981, '82	
Deitz, Tim	1983, '84, '85	
Dellasega, Joe	1980	
Dennison, Brian	1991	
Denton, Marshall	2017, '19, '20	
Dickinson, Wallace	1924, '25	

HISTORY AND RECORDS



All-SEC shortstop Scott Hode played four years for Arkansas and was a career .282 hitter while playing in 210 games.

DiLeo, Joe	1985, '86
Dipper, Wayne	1968
Dodd, Rob	1990
Donathan, Jeff	1926, '27, '28
Dorothy, William N.	1969, '70
Dougherty, Harry K.	1947, '48
Douglas, Hall	1928, '29
Dowell, O.	1903
Downey, Charles	1990
DuBose, Dave	1976, '77
Dudley, Kirk	1981, '82
Dugger, Jake	2004, '05, '06, '07
Duka, Michael	1953
Dunlap, Tyrie	1974

E

Eagan, Clark	2014, '15, '16
Eason, Alcuin	1903
East, Jack	1920, '21
Edmonds, Bobby Joe	1986
Edwards, Bobby	1987, '88
Edwards, Delmar Butch	1965, '66, '67
Eibner, Brett	2008, '09, '10
Eklund, Troy	1986, '87, '88, '89
Elliot, Lynn Blaine	1961, '62, '63
Ellis, Scott	1996, '97, '98
Ellison, Babe	1914, '15, '16
Epps, Scott	1989, '90, '91, '92
Erickson, Matt	1995, '96, '97
Erwin, Richard	1976, '77, '78, '79
Erwin, Wally	1979
Etheridge, Haden	1988, '89, '90, '91
Ewing, James	2006
Ezell, Trevor	2019

F

Falwell, Chris	2014
Fanning, Chris	1991
Fant, Randall	2010, '11, '12, '13
Farris, Jordan	2013
Farwell, Fred	1985
Faust, Fred	1983
Feeny, Chris	1995
Ferguson, Rick	1981, '82
Fernell, David	1984
Ficociello, Dominic	2011, '12, '13
Fields, James E.	1970
Fincher, L.J.	1921
Fischel, Frank James	1949, '50, '51, '52
Fishback, Herbert	1897
Fisher, Eric	2011, '13, '14
Fisher, Joe	1994
Fisk, Gregory Michael	1967
Fleming, P.A.	1898

Fletcher, Dennis	1986, '87, '88, '89
Fletcher, Dominic	2017, '18, '19
Fletcher, Jeff	1999, 2000, '01, '02
Flowers, Jeromy	1998
Forrest, TJ	2009, '10
Forsythe, Logan	2006, '07, '08
Foster, Herbert R.	1957
Foster, Pat Duane	1959, '60, '61
Foster, Rodney	1992
Foster, Virgil Lynn	1966
Foundren, Price	1927, '28, '29
Fox, Ryan	2001, '02, '03
Franklin, Christian	2019, '20
Franks, Lance	1996, '97
Freeman, Wallace Britton	1964, '65
Fry, Jeff	1993
Fulmer, Doyle	1928
Fuqua, Jason	2010

G

Gaffney, W.C.	1919, '20, '21
Garcia, Rudy	1982, '83, '84
Gardner, Jarrett	2002, '03
Garrett, John Doyle Jr.	1956
Garrison, Johnny	1950
Gassaway, Cullen	2015, '16
Gates, Jared	2017, '18
Gatling, Tom	1908
Geis, Clarence	1928
Gentry, Aaron	1994
Gentry, Craig	2005, '06
Geren, J.M.	1913
Gessner, Tom	1998
Gilbert, James	2004, '05, '06, '07
Giles, Danny	1997, '98
Gilleland, Greg	1998, '99
Gilmore, Kale	1991, '92
Gilmore, Tony	1989, '90
Glanz, Scott	1980, '81, '82
Glaze, Thomas Arthur	1958, '59
Glynn, Josh	2002
Gonring, Doug	1981
Goodheart, Matt	2019, '20
Goodner, Boyd	2003, '04
Goodwin, Clay	2002, '03, '04, '05
Gorman, Henry F.	1981
Gosser, Alex	2014, '15, '16, '17
Grant, Dale	1986
Graves, Aaron	2001, '02
Gray, William Lewis	1963, '64, '65
Green, Doyle	1974, '76
Gregory, Zack	2020

Grubb, Bill	1979
Gunn, Michael	2012, '13, '14


H

Haaser, Steven L.	1972, '73
Hadley, Ray C.	1925, '27, '28
Hagedorn, Brad	1997, '98, '99, 00
Hagedorn, Brett	2001, '02, '03, '04
Haizlip, Ralph	1926, '27, '28
Hall, Caton	2003, '04
Hall, H.C.	1959, '60
Hall, Zack	2010, '11
Hamblin, Danny	2004, '05, '06, '07
Hamilton, Jim	1994
Hancock, Doy	1924, '25
Hannahs, Gerald	1971, '72, '73, '74
Hargroves, Willie	1977, '78
Harper, Arvis	1976, '77, '78
Harper, Bland Robert	1965
Harris, Gary	1990
Harris, Kyle	1992, '93, '94
Harris, Ray	1985, '86, '87, '88
Harris, Trey	2019
Harris, Ty	2016
Harrison, Brett	1983, '84
Hart, Hunter	2016
Hartman, Jim	1985
Harvill, Jeff	2011
Hatfield, Kenneth Wahl	1963, '64, '65
Hauskey, Thomas	2007, '08, '09, '10
Haynie, Arnold Augustus	1962, '63, '64
Haynie, Bracey	1922, '23
Hays, Ben	2011
Heather, Scott	1997, '98
Heatley, Jeremy	2009, '10
Heiss, Brenden	2017
Hellbusch, Isaac	2013
Helton, Keith	1984, '85, '86, '87
Hemm, Jeff	1975, '76, '77, '78
Hemm, Warren	1975, '76
Henderson, DeMatt	1899, 1900, '01
Hendricks, Charles Lowber	1947, '48
Hendey, Waldersee	1921
Hennell, John	1978, '79, '80, '81
Hennesey	1911
Henson, James W.	1972
Henry, Liam	2019
Henry, Thomas Walter	1967
Hernandez, Darin	1986

Hester, Bart	1998, '99, 2000
Hicks, Quazar	1994
Highfill, H.H.	1912
Hill, Thomas Jasper Jr.	1964
Hill, Travis	2007, '08
Hilton, Howard	1984, '85
Hindman, Randy	1982
Hinds, Hubert	1919, '20
Hines, Glen Ray	1989
Hinske, Eric	1996, '97, '98
Hinton, Percy	1911, '12, '13
Hobson, Edward Louis	1957, '58, '59
Hobson, Todd	1989, '90
Hode, Scott	2002, '03, '04, '05
Hoeffler, Jeff	2000, '01
Hogan, Gary Jr.	2000, '01, '02
Hogan, Max	2015
Hollensworth, Chris	2005, '06
Holloway, Max Marvin	1958, '59, '60
Holloway, Trey	2004, '05, '06
Holt, Henry Cecil	1912
Hom	1906, '09
Hon, Jackson	1925
Hopkins, Thomas Hugh	1966, '67, '68
Horn, Jack	1908
Horne, David Buford	1959, '61
Horton, Donald Clyn	1956, '57, '58
Horton, Ralph H.	unknown
Hotchkiss, Henry	1910
Houck, Jeff	1990, '91, '92, '93
House, Herbert Claude	1967, '68
House, Jacob	2008, '09
Howard, Fred	1970
Hreha, Dan	1989, '90, '92
Hrozek, Wayne	2006, '07
Huchingson, Stuart	1979, '80, '81
Huddleston, Jeff	1978, '79, '80
Hughes, Bob	1993, '94
Hughes, Howard (Dick)	1957, '58
Hunt, Claude Ruse	1957
Huntze, Rick	1983, '84, '85
Hum, David	2006
Hurlay, Scott	1998, '99
Hyatt, Robert F	1905, '06, '08
Hyson, Cole	1989

I

Isaacson, Charlie	1999, 2000, '01, '02
-------------------	----------------------



Logan Forsythe played three years with Arkansas and was drafted in the first round of the 2008 MLB Draft by the San Diego Padres.

|| ALL-TIME LETTERMEN



Dallas Keuchel earned SEC All-Freshman honors in 2007, the AL Cy Young Award in 2015 and added a World Series title in 2017.

J	
Jackson, Jeremy	1997
Jackson, Mark	1983, '84, '85
Jackson, Randy	1944
Jackson, Zach	2014, '15, '16
Jacobs, Robert	1924, '26
Jamerson, Charles (Lefty)	1919, '20, '21
Jamerson, D.C.	1922
Jameson, Jasen	1994
Jay, Jim Wilbur	1963, '64
Jenkins, John	1973
Jennings, Archie Winthrop	1966
Jester, Joe	1997, '98, '99
Johnson, Charles	1965
Johnson, Danny	1980
Johnson, Mark	1990, '91
Jones, Ben	1943, '44
Jones, Donald Gilbert	1956, '57
Jones, Gary	1982
Jones, Mark A.	1969, '70
Jones, Randall E.	1972, '73, '74
Jones, Sean	2007, '08
Joiner	1902
Julius, Jacob	2007

K	
Kauffman, Rob	1977, '78, '79, '80
Kearns, Walter Lewis	1951, '52, '53
Kee, Kevin	1985, '86
Keeter, Daniel R.	1970
Keith, Charles	1908
Kell, Skeeter	1948, '49, '50, '51
Kelly, E.L.	1897
Kemp, Jarrell R.	1921
Kenley, Jack	2017, '18, '19
Kent, Elmore	1922, '23
Kerns, Keith	1985
Kerr, John Herman	1958, '59, '60
Keuchel, Dallas	2007, '08, '09
Kilgallen, Richard	1947, '48, '49
Killian, Trey	2013, '14, '15
Kindle, Judd	2003
King, Bryan	2000
King, C.H.	1922
King, Cyrus	1923, '24, '25
King, Dave	1979
King, Jeff	1984, '85, '86
Kirby, Brian	1998, '99, 2000, 01
Kirk, Scott	1978
Kirkland, Mike	1973, '74
Kizer, Roland	1919, '20
Kjerstad, Heston	2018, '19, '20
Klein, Mike	1994
Kline, Richard	1964, '65
Knight, Blaine	2016, '17, '18
Koch, Grant	2016, '17, '18
Kopps, Kevin	2017, '19, '20
Korbal, Kendall	2008
Kostyshock, Jacob	2017, '18, '19
Kowalchuk, Christian	2009, '10
Kraus, Ralph	1983, '84, '85, '86
Kreder, Monk	2010
Kregal, Horace	1927
Kremers, Jim	1985, '86, '87, '88
Kretschmar, James Joseph	1955, '56
Kreymborg, Mike	1979
Krueger, Steve	1979, '80
Kuhn, Collin	2009, '10, '11

L	
Lacey, Shaun	1977, '78
Lahay, Bruce	1978
Laird, Tony	1983, '84
Lamberth, John	1973
Lambeth, Dan	1982, '84
Lancaster, Les	1982, '83, '84
Land, Lee	2005

Leach, Aaron	1998
Leavitt, Chase	2008, '09
Lee, Cliff	2000
Lee, Evan	2017, '18
Lenox, Greg	1971
Lennerton, Ryan	2004
Leraris, Justin	2001, '02
Leuppe, Ed	1981, '82, '83
Leverette, Dixie	1914
Leverette, Edward Vaulx	1898, 1905
Ley, Stan	1971, '72
Lidell, Finessee	1909, '10
Liles, Greyson	1989, '90, '91
Limbocker, Scott	2007, '09
Lindsey, James Edgar	1964, '65
Linebarier, Bobby Joe	1951
Lipsmeyer, David	1978
Little, Blake	1990, '91
Loggins, Mike	1983, '84, '85
Lollar, Tim	1977, '78
Long, Frances Jones	1952, '53, '54
Long, Gordon	1947, '48, '49
Longonitti, Henry P.	1947
Longoria, Keith	1981, '82
Loseke, Barrett	2016, '17, '18
Loseke, Scott	1982, '83
Lowery, Jackson	2014, '15
Lubker, Herman	1947
Lundquist, Dennis	1974, '75
Lundquist, Ryan	1996, '97, '98, '99
Lundquist, Tim	1976, '77
Lunney, Barry Jr.	1993, '94, '95, '97
Lusker, Chris	1985
Lutes, Charles, Russell	1953
Lyles, Robert Earl	1956
Lyles, Tigger	2001
Lynch, Cade	2011, '12, '13
Lyon, Earl	1926
Lyons, Scott	2008, '09
Lyons, W.A.	1922, '23

M	
Maday, Daryl	2004, '05, '06
Magness, James Edward	1963, '64
Mahaffey, Alan	1995
Mahan, Jacob	2012, '13
Mahler, James	2008
Manatt, Jared	1999, 2000
Marshall, David	1969, '70, '71
Marquardt, John Henry	2005, '06
Martin, Casey	2018, '19, '20
Martin, E.G.	1898
Martin, Mike	1978, '79
Masanda, Daren	1994, '95, '96
Mason, Donald	1965, '66
Masters, David	2012
Matheson, Derek	1996, '97, '98, '99
Matthews, Bryce	2020
Matthews, Walter Ray	1954, '55, '56
McAfee, Brett	2013, '14, '15
McAllister, Leslie Edward	1967, '69
McAlvain, Jarred	1996
McCann, James	2009, '10, '11
McCaughtry, Floyd	1960, '61
McClain, Mark	1976, '77
McClure, Dave	1980, '81
McConnell, Jason	1995, '96, '97
McConnell, Kirk	2002, '03
McCorquodale, Knox	2005
McCowan	1902
McCrotty, Wes	1998, '99, 2000
McCullough, William Glenn	1923
McDaniel, Dale	1979
McDaniel, Larry L.	1972
McDaniel, Travis	1997, '98, '99, 2000
McEntire, Will	2020

McGaha, Mel	1947, '48
McGehee, Mel	1945, '47, '48
McGurk, Pat	1980
McFarland, Jordan	2017, '18, '19
McHale, Robert	1979, '80
McHan, Lamar	1952, '53
McKenzie, James Horace	1961
McKinney, Jarrod	2009, '10, '11
McKinney, Keaton	2015, '16, '18
McKissack, Stephen Louis	1967
McLelland, Brian	2004, '05, '06, '07
McNemer, Phil	1908, '09
McNiel, Donald	1975, '76, '77
McReynolds, Kevin	1979, '80, '81
McShane, Mickey Paul	1964, '65
Mercado, Jose Egarido	1951
Merrill, Bubbs	2004
Merryman, Josh	2000, '01, '02, '03
Methvin, Garrett	2010
Milburn, Frank H.	1923, '24
Milford, Clinton G.	1909, '10, '11
Miller, Donald L.	1950, '51
Miller, Grady	1908, '09, '10, '11
Miller, John	1983, '84
Miller, Ray	1995
Miller, Richard L.	1972, '73, '74
Milligan, Hunter	2018
Milwee, F.B.	1913
Mitchell, Bruce	1971, '72, '73, '74
Mitchell, S.D.	1921
Mobbs, Jimmy	2003
Monke, Caden	2019, '20
Mont, Theodore Jr.	1961, '62, '63
Montgomery, Bill	1975, '76
Moody, Billy Joe	1962
Moore, Brandon	2011, '12, '13
Moore, Kenderick	1993, '94, '95, '96
Moore, Robert	2020
Moore, Rod	1986, '87
Moore, Ron	1989, '90, '91
Mooty, James Wesley	1958
Moriarity, Mike	1996, '97, '98, 2000
Morris, Jacob	2011, '12, '13
Morris, William T.	1972, '73
Morris, Zack	2020
Mosley, Tim	1995
Muldoon, Allen Mike	1967
Mulhollen, Danny Byron	1962, '63, '64
Mulvaney, Brad	1994, '95, '96
Murphree, Aaron	2007, '08
Murphy, Bill	1974
Murphy, Gary	1984, '85

Murphy, Jon	2000
Murphy, Kacey	2016, '17, '18
Murphy, Sam	2008, '09, '10
Murrell, Easton	2018
Muse, Preston	1926
Myers, Ed	1981, '82

N	
Nauman, John	1971, '73
Neal, Tommy A.	1972, '73
Nelson, Peyton	2000
Nesbit, Jacob	2019, '20
Newland, Josh	2000
Newman, Willie	1988
Newton, C.B. Jr.	1958, '59
Nix, Bobby	1965
Nix, Lowell Edsel	1952, '53, '54
Noland, Connor	2019, '20
Nomura, Rick	2015, '16
Norcott, A.	1912, '13
Norton, Delbert	1902
Nosari, Eldon Joe	1958, '59, '60
Nutt, Jeff	2007, '08
Nye, Elmer Lloyd	1967
Nye, Richie	1996
Nye, Rodney	1998, '99

O	
Odom, Tony	1982
Oliver, Chris	2012, '13, '14
Oliver, Thomas P.	1929
Opitz, Casey	2018, '19, '20
Oquist, Mike	1987, '88, '89
Ormsby, Ban	1976
Osborn, Donald Jr.	1965
Osmon, Scott	1989
Overbey, Rogers	1955, '56, '57

P	
Pagnozzi, Tom	1983
Palen, Mike	1992, '93
Palette, Peyton	2020
Parker, Blake	2004, '05, '06
Parker, Steve	1986
Parsons, Jeff	1993, '94, '95
Pate, Kyle	2015
Patten, Jonah	2015
Patterson, Dave	1985, '86
Paul, Kortney	1991, '93
Paulsen, Larry	1970, '71, '72, '73
Payne, Buck	1916
Peace, John	1971
Pearson, Jeffrey Lynn	1964, '65, '66

HISTORY AND RECORDS

A

Pellow, Kit	1995, '96
Pennell, Tucker	2015, '16
Perdue, Monroe	1922
Person, Robert	1988
Peters, Darrell	1959, '60
Peters, Tim	1986, '87
Peters, Tony	1986
Phelan, Brian	1996, '97
Phillip, Alex	2014
Phillips, Jimmy	1987
Phillips, Lance	2014, '15
Pierce, Chad	2008
Piskor, Kirk	1989, '90, '91
Pittman, Donald	1898
Pitts, Nick	2000, '01, '02, '03
Plunkett, Zack	2018, '19
Poché, Colin	2013, '14
Pogue, Doug	1974
Pohle, Ike	1998, '99
Pomeroy, Kyler	2002, '03
Porter, A.W.	1926
Porter, Tom	1947, '48, '49
Pose, Scott	1987, '88, '89
Potts, Thomas	1898
Powell, David	1982, '83
Pratt, Haas	2003, '04
Pratt, Jordan	2010
Preston, Doyle	1993, '94
Pridemore, Harold C.	1951
Pryor, Michael Scott	1968, '69, '70, '71
Pryor, Shap Hanner	1952, '53
Ptak, V. James	1919, '20
Pufall, Ed	1974, '75
Pugh, Dennis	1973, '74
Pyle, Jason	2003

Q

Quarnstrom, Rob	1995, '96, '97, '98
-----------------	---------------------

R

Raether, Pete	1989, '91
Ragland, H.S.	1902
Ramage, Kole	2018, '19, '20
Ramirez, Jean	2013
Rankin, Jeremy	2000, '01
Ray, Johnny	1978, '79
Rayder, Jan Wayne	1955, '56, '57
Raynor, Arthur	1927, '28, '29
Reagan, Stephen Earl	1967, '68
Reese, Ken	1987, '88
Reeves, John Clay	2012
Reindl, Jake	2016, '17, '18
Renfro, Elza	1924
Reves, Arch	1905
Reyes, Mark	2012
Reynolds, Matt	2010, '11, '12
Reynolds, Ronn	1979, '80
Rhoades, Barton R.	1972
Rhoads, Chris	2006, '07
Rhodes, Dave	1977, '78
Rice, Jacob	2011
Rice, Pat	1984, '85, '86
Richards, Stephen	2007, '08, '09
Richardson, Bryant	1994
Richardson, Derrick	1984, '85
Richmond, Jonathan	2001, '02, '03
Riethmaier, Matt	1998, '99, 2000
Riley, Justin	2000
Rinehart, Jimmy Jarrell	1951, '52
Robbins	1905
Roberts, Derek	1998
Roberts, Norm	1982, '83, '84, '85
Robertson, O. Leland	1920, '22, '23
Robinson, Kyle	2010, '11
Robinson, Mike	1981, '82, '83
Robison, Stephen	2004, '05, '06, '07
Roby, Ellis	1983, '84, '85

Rock, Mike	1981, '82, '83
Rodriguez, Jordan	2016
Roehl, Scott	2001, '02, '03
Rogers, Brian	1994, '95, '96, '97
Rogers, Kenny	1980, '81
Rogers, Marty	1980, '81
Rogers, Ted Don	1957
Rogers, Weston	2016, '17, '18
Rogerson, J.B.	1920, '21
Roller, Robert Michael	1966
Rose, Glen	1927, '28
Rosson, Sam	1926
Rowlett, Casey	2004, '05
Rucker, Charles	1925
Rucker, Garrett	2014
Rucker, Jeff	1924, '25, '26
Rucker, Paul	1934, '35
Ruckerman, Charles	1923, '24, '25
Ruder, Russ	1981
Russell, Zac	2010
Rutledge, Jackson	2018

S

Sample, Charles	1910
Sample, Travis	2009, '10
Sanburn, Nolan	2011, '12
Sanburn, Parker	2015
Sawatski, Jay	2003, '04
Sayles, Rickey	1964
Schalchlin, George W.	1912
Schaufele, Louis J.	1949, '50, '51
Schmidt, Nick	2005, '06, '07
Schoonover, Wear	1929
Schranz, Jeff	1981, '83
Schwanke, Willie	2013
Scott, H.A.	1969, '70, '71
Scott, John T.	1902
Scroggins, Cody	2016, '17, '18, '19
Secrist, Brad	2007
Seibert, Shaun	2005, '06, '07, '08
Sells, Carter	2019
Serrano, Joe	2012, '13, '14, '15
Seward, Tim	1981, '82
Shaddy, Carson	2015, '16, '17, '18
Shaddy, Chris	1980, '81, '82
Shawgo, Jack Edwin	1949, '50
Sheredy, Kevin	1994, '95
Sherrill, Tim	1986, '87
Shock, Billy	1980
Simms, Darien	2016
Shoptaw, Britt	1988
Simpson, Landon	2013, '14
Sisco, Mike	1986, '87
Skeels, Andy	1986, '87
Skeels, David	1992, '93, '94, '95
Skinner, Joe	2004
Slembariski, Ron	1983
Smalling, Tim	2007, '08
Smith, Austin	1925
Smith, C.S.	1913
Smith, Don Roy	1956, '57, '58
Smith, James Howard	1950, '51, '52
Smith, Jarrette Dean	1950
Smith, Josh	2005, '06
Smith, Thurman Jr.	1970, '72, '73
Smyly, Drew	2009, '10
Smyor, C.P.	1898
Snowden, Greg	1973, '74
Soden, James Paul	1962, '63, '64
Spanberger, Chad	2015, '16, '17
Spence, Jeff	1977, '78
Spence, Thad Burke	1948
Spikes, James L.	1920, '21, '24
Spoon, Tyler	2013, '14, '15
Springston, Cliff	2008
Stafford, Joe Herman	1965, '66, '67

Stall, Carl	1992, '93
Stallings, Matt	2004
Standley, Billy Glenn	1967, '68, '69
Stanek, Ryne	2011, '12, '13
Stanley, J.H.	1905
Stanley, John	1979, '80
Stanley, Tom	1903, '06
Starkey, Chuck	1980
Stephan, Trevor	2017
Stephens, Bob	1976
Stephens, G.K.	1898
Stephens, Jason	1996
Stricklin, Clayborne Jr.	1968, '69
Stidham, Phillip	1989, '90, '91
Stillwell, Rod	1988, '89
Stinson, Ryan	1992, '93
Stoakes, Sid	1909, '10
Stolzer, Robert	1957, '58
Stone, Jacob	2014, '15
Stout, S.R.	1911, '12, '13
St. Pierre, Robert	1953
Suggs, Colby	2011, '12, '13
Sutton, Mark	1976
Swope, Mark	1988, '89, '90

T

Tabor, Scott	1979, '80, '81, '82
Tacolini, Domonic	2014, '15, '16, '17
Taft, Steve	1990, '91, '93, '94
Talbot, Jeremy	1996
Tamez, Dominic	2020
Taylor, Collin	2019
Taylor, Evan	2019, '20
Teague, James	2014, '15, '16
Tejcek, Jim	1989
Thomas	1902
Thomas, Don	1986, '87, '88, '89
Thomas, Everett William	1956, '57, '58
Thomas, O.C.	1912
Thomas, Reggie	1980, '81
Thomas, Richard	1992
Thomas, Tim	1989, '90, '92
Thomason, Dewey Jr.	1947, '48, '49, '50
Thomason, Joe Henry	1954, '55, '56
Thompson, Burl	1929
Thompson, Clark	1908
Thompson, Gerald	1978
Thompson, Henry	1976, '77, '78
Thorne, Matt	2000
Tidwell, Chad	1995, '96
Tiffée, Ronald C.	1966, '67, '68
Tisher, Mitch	2000
Todd, Jess	2007
Tollett, Cason	2020

Tompkins, Chuck	1909, '10, '11
Toops, Brady	2002, '03, '04
Trainor, Kendall	1986, '87, '88
Trapp, Charles	1930
Trest, Elijah	2019, '20
Trigg, J.W.	1903
Trigg, Tom	1905
Trimble, Claud	1928, '29
Triplett, Gerald	1903
Troglin, Mike	1990
Tschepikow, Ben	2005, '07, '08, '09
Tucker, Jeff	1992
Turney, Cole	2018
Tyra, John	1966, '67, '68

V

Van Every, Lynn	1986
Van Horn, Dave	1982
Vann, John S.	1910
Vaske, Terry	1992
Vent, Kevin	1998
Verhage, Terry	1968, '69, '70, '71
Vermillion, Zebulon	2018, '19, '20
Vidmar, Ed	1980, '81
Villanueva, Eddie	1971
Vincenheller, G. Aston	1898, '1902
Vincent, Farrell	1971
Vinson, Matt	2010, '11, '12, '13

W

Wachter, Scott	1980, '81
Wagner, Matt	1991, '92
Wales, Ted	1970, '71, '72
Walker, Brian	2005, '06, '07
Walker, Brian	1992
Walker, Clint	1996
Walker, Doug	1991
Walker, Johnny	1975
Walkup, Jim	1928, '29
Wallace, Ed	1978, '79
Wallace, George	1922
Wallace, Larry	1976, '77, '78, '79
Walling, David	1998, '99
Wanger, Fred	1969, '70
Ward, Jim	1982, '83, '84
Warram, James	1925
Warrior, Manual	1978, '79
Washburn, Kyle	2000, '01
Washington Jr., Curtis	2019, '20
Washington, Fredy Lee	1968
Watkins, David	1992
Watkins, James	1902
Watts, Kern	2004
Watson, J.T.	1905, '06, '08
Watson, John R.	1905, '06




Drew Smyly was an All-SEC second team selection in 2010.

|| ALL-TIME LETTERMEN



Watson, Michael	1976
Weatherford, Luke	2001, '02
Weaver, Gary Francis	1960, '61, '62
Webb, Braydon	2020
Webb, Richard	1981
Weckel, Wilfin R.	1973
Wehrle, Kendall	2009
Welker, Brad (Duke)	2007
Wells, Justin	2008, '09
Wells, S.R.	1912
Welsh, Jack	1997, '98, '99, 2000
Wernes, Bobby	2014, '15
Westerside, Kenneth	1967
Westphal, Robbie	1954, '55
Wheller, Jerry Thomas	1961, '62
Whillock, Jack	1962, '63, '64
Whitaker, Ryan	1991, '92, '93
White, Justin	2004
Whitekiller, Jerel	1998
Wicklander, Patrick	2019, '20
Wiggins, Blake	2015
Wild, Michael	2006
Wilkerson, Krisjon	2014, '15
Wilkerson, Lyle Allen Jr.	1952, '53, '54
Wilkinson, Spencer	1987
Wilkins, Andy	2008, '09, '10
Wilkins, Charles	1925, '26
Willard, Matt	2006, '07
Willey, Doug	2016
Williams, Allen	1991, '92, '93, '94
Williams, Alvin Lee	1947, '48
Williams, Chris	2003
Williams, Darrell Dean	1960, '61, '62
Williams, David Lee	1968, '69, '70, '71
Williams, Jarrell	1959, '60, '61
Williams, Jaxon	2017
Williams, L.J.	1919, '20, '21
Williams, Michael	1973, '74
Williams, Paul	1968, '69, '70, '71
Williams, Paul X	1927, '28, '29
Williams, Reggie	1995, '96
Williams, Robert James	1949, '50, '51
Willis, Billy Don	1967, '68
Wimot, J.C.	1898
Wilmith, John Alan	1968
Wilson, Andy	1996
Wilson, Doyle	1985, '86
Wilson, Gary	1982
Wilson, Hunter	2017, '18
Wilson, Joe Bill	1954
Wilson, Roger	1988
Wilson, Tommy	1909, '10, '11
Wise, Jake	2011, '12, '13, '14
Wishy, Andrew	2001, '02, '03
Wofford, Tim	1982, '83
Wood, David	1974
Wood, Roy	1912, '13
Woodruff, Jim	1970
Woodruff, Patrick	2002
Woods, Jeremy	1995, '96
Woods, Scott	2001, '02
Workman, Richie	1993, '94, '95, '96
Wright, A.E.	1909
Wright, Dan	1997, '98, '99
Wright, Myron Ernest	1964, '65, '66
Wright, Tyler	2012, '13
Wyles, Bill	1970, '71



Catcher Jake Wise earned four letters with the Razorbacks and was named an SEC All-Defensive player in 2014 after catching 20 base stealers.

Zane, Kelly 1987, 88

* Current players in bold

Y	
Yost, Matt	2003
Young, Clint	1910, '11
Young, Donald	1948
Youngblood, Jon	2000

Z	
Zacher, Todd	1980, 81
Zambrana, Luis	1979, 80

HISTORY AND RECORDS

BATTING

Batting Average

Rank	Total (H/AB)	Year/Games
1.	.341 (723/2118)	1997 / 56
2.	.334 (593/1775)	1984 / 56
3.	.326 (740/2273)	1987 / 68
4.	.325 (548/1995)	1990 / 62
5.	.321 (704/2192)	1985 / 66
6.	.316 (666/2110)	1998 / 59
7.	.313 (655/2123)	1996 / 59
8.	.312 (525/1681)	1982 / 57
9.	.312 (533/1707)	1981 / 52
10.	.309 (240/777)	1973 / 28

At Bats

Game: 67, Texas A&M - 5/5/89

Rank	Total	Year / Games	Avg./Gm
1.	2402	2004 / 69	34.81
2.	2347	2018 / 69	34.01
3.	2339	1999 / 65	35.98
4.	2279	2019 / 66	34.53
5.	2276	2010 / 64	35.56
6.	2273	1987 / 68	33.43
7.	2247	2012 / 68	33.04
8.	2233	1989 / 67	33.33
9.	2207	2009 / 65	33.95
10.	2203	2007 / 64	34.42

Runs

Inning: 14, Saint Louis (1st) - 4/7/10

Game: 33, Southwest Baptist - 3/21/84

Rank	Total	Year / Games	Avg./Gm
1.	589	1997 / 56	10.52
2.	575	1987 / 68	8.46
3.	543	1985 / 66	8.23
4.	529	1999 / 65	8.14
5.	498	1998 / 59	8.44
6.	491	2019 / 66	7.44
7.	482	2018 / 69	6.99
	482	1988 / 62	7.77
9.	481	2010 / 64	7.52
	481	2007 / 64	7.52

Hits

Game: 32, Southwest Baptist - 3/21/84

Rank	Total	Year / Games	Avg./Gm
1.	740	1987 / 68	10.88
2.	723	1997 / 56	12.91
3.	705	1999 / 65	10.85
4.	704	1985 / 66	10.66
5.	697	2010 / 64	10.89
	697	2004 / 69	10.10
7.	695	2018 / 69	10.07
8.	686	1989 / 67	10.24
9.	679	2019 / 66	10.29
10.	666	1998 / 59	11.29

Doubles

Game: 11, Texas Tech - 4/13/85

Rank	Total	Year / Games	Avg./Gm
1.	172	1987 / 68	2.53
2.	168	1997 / 56	3.00
3.	153	1999 / 65	2.35
4.	142	2019 / 66	2.15
	142	1998 / 59	2.41
	142	1989 / 67	2.12
7.	139	1985 / 66	2.11
8.	135	2007 / 64	2.11
9.	133	2005 / 61	2.18
10.	130	2010 / 64	2.03

Triples

Game: 5 3x, last vs. Memphis - 2/20/87

Rank	Total	Year / Games	Avg./Gm
1.	40	1979 / 64	.325
2.	38	1994 / 57	.667
	38	1987 / 68	.559
	38	1983 / 65	.585
5.	35	1989 / 67	.522
	35	1980 / 66	.530
7.	34	1993 / 59	.576
	34	1990 / 62	.548
	34	1984 / 56	.607
	34	1985 / 66	.515

Home Runs

Game: 9, Grambling State - 6/4/10

Rank	Total	Year / Games	Avg./Gm
1.	98	2018 / 69	1.42
2.	92	2010 / 64	1.44
3.	88	2019 / 66	1.33
4.	84	1999 / 65	1.29
5.	83	2017 / 64	1.30
6.	80	2009 / 65	1.23
	80	1997 / 56	1.43
8.	77	2008 / 58	1.32
9.	75	2007 / 64	1.17
10.	74	1985 / 66	1.15

RBI

Game: 30 3x, last vs. Bucknell - 2/17/18

Rank	Total	Year / Games	Avg./Gm
1.	525	1997 / 56	9.38
2.	498	1987 / 68	7.32
3.	473	1999 / 65	7.28
4.	470	1985 / 66	7.12
5.	459	1998 / 59	7.78
6.	458	2019 / 66	6.94
7.	452	2018 / 69	6.55
8.	449	2010 / 64	7.01
9.	433	2007 / 64	6.77
10.	420	1996 / 59	7.12

Walks

Game: 19, vs. Alabama A&M - 3/12/13

Rank	Total	Year / Games	Avg./Gm
1.	361	1985 / 66	5.47
2.	355	1987 / 68	5.22
3.	325	1999 / 65	5.00
4.	324	2018 / 69	4.70
5.	321	2019 / 66	4.86
6.	309	1990 / 62	4.98
7.	304	2004 / 69	4.41
8.	301	1988 / 62	4.85
9.	290	1989 / 67	4.33
	290	1983 / 65	4.46



Arkansas set a team record with nine home runs in its 19-7 win over Grambling State in the 2010 NCAA Fayetteville Regional, including a career-high three homers from Brett Eibner.

|| TEAM RECORDS



Total Bases

Rank	Total	Year / Games	Avg./Gm
1.	1198	1987 / 68	17.62
2.	1189	1997 / 56	21.23
3.	1133	1985 / 66	17.17
4.	1125	2010 / 64	17.58
5.	1124	1999 / 65	17.29
6.	1115	2019 / 66	16.89
7.	1114	2018 / 69	16.14
8.	1047	1998 / 59	17.75
9.	1012	1989 / 67	15.10
10.	1008	2007 / 64	15.75

Strikeouts

Game: 25, Auburn - 5/19/94

Rank	Total	Year / Games	Avg./Gm
1.	581	2019 / 66	8.80
2.	518	2009 / 65	7.97
3.	511	2018 / 69	7.41
4.	482	2007 / 64	7.53
5.	463	2017 / 64	7.23
6.	462	2002 / 63	7.33
7.	454	2006 / 60	7.57
8.	451	2004 / 69	6.54
9.	445	2012 / 68	6.54
10.	441	2011 / 62	7.11
	441	1999 / 65	6.78

Stolen Bases

Game: 12, Central Missouri State - 2/28/92

Rank	Total	Year / Games	Avg./Gm
1.	155	1983 / 65	2.38
2.	142	1982 / 57	2.49
3.	136	1999 / 65	2.09
4.	133	1995 / 61	2.18
5.	123	1987 / 68	1.81
6.	122	2011 / 62	1.97
7.	119	1994 / 57	2.09
8.	117	1990 / 62	1.89
9.	115	1993 / 59	1.95
	115	1989 / 67	1.72

Slugging Percentage

Rank	Total	Year / Games
1.	.561	1997 / 56
2.	.527	1987 / 68
3.	.517	1985 / 66
4.	.504	1984 / 56
5.	.496	1998 / 59
6.	.494	2010 / 64
7.	.489	2019 / 66
8.	.488	1988 / 62
9.	.486	1990 / 62
10.	.485	1986 / 60

Sacrifice Hits

Rank	Total	Year / Games
1.	56	2011 / 62
2.	54	2014 / 54
3.	52	2013 / 61
4.	48	2012 / 68
	48	2004 / 69
6.	45	1995 / 61
	45	1982 / 57
8.	44	1987 / 68
9.	43	2009 / 65
10.	42	1976 / 47



Arkansas set a school record for home runs in a single season when it hit 98 long balls during the 2018 season. Junior Eric Cole tied for the team lead with 14 home runs and was one of five Razorbacks to hit 10 or more home runs during the year.

Sacrifice Flies

Rank	Total	Year / Games
1.	42	2018 / 69
	42	1995 / 61
3.	40	1986 / 60
4.	37	1991 / 62
	37	1989 / 67
6.	36	2014 / 36
7.	34	2007 / 64
	34	2004 / 69
9.	32	2005 / 61
	32	1988 / 62

Hit By Pitch

Rank	Total	Year / Games
1.	107	2007 / 64
2.	94	2003 / 57
3.	93	2010 / 64
4.	90	1999 / 65
5.	89	2002 / 63
6.	85	2014 / 65
7.	74	2005 / 61
8.	72	2000 / 64
9.	69	2018 / 69
10.	68	2004 / 69
	68	1998 / 59

PITCHING

Innings Pitched

Game: 17.0, Auburn - 5/19/94

Rank	Total	Year / Games
1.	621.1	2004 / 69
2.	613.0	2012 / 68
3.	603.1	2018 / 69
4.	581.2	2019 / 66
5.	580.0	2009 / 65
6.	578.0	1999 / 65
7.	576.0	1989 / 67
8.	575.1	2014 / 65
9.	574.2	2010 / 64
10.	570.2	2015 / 65

ERA (Lowest)

Rank	Total	Year / Games
1.	1.89	2013 / 61
2.	2.63	2014 / 65
3.	2.74	1976 / 47
4.	2.83	2012 / 68
5.	2.84	1977 / 51
6.	2.96	1971 / 41
7.	3.00	1982 / 57
	3.00	1968 / 28
9.	3.02	1979 / 64
10.	3.18	1973 / 31

ERA (Highest)

Rank	Total	Year / Games
1.	6.27	2000 / 54
2.	6.20	1997 / 56
3.	5.90	1992 / 57
4.	5.43	1988 / 62
5.	5.28	1998 / 59
6.	5.12	1999 / 65
7.	5.05	1994 / 57
8.	5.00	2016 / 55
9.	4.92	2008 / 58
10.	4.75	1995 / 61

Strikeouts

Game: 18, Missouri State - 3/25/09; Grand Canyon - 4/5/17

Rank	Total	Year / Games	Avg./Gm
1.	619	2017 / 64	9.67
	619	2018 / 69	8.97
3.	615	2019 / 66	9.32
4.	565	2007 / 64	8.83
5.	554	1999 / 65	8.63
6.	551	2010 / 64	8.61
7.	534	2012 / 68	7.85
8.	511	2009 / 65	7.86
9.	506	1995 / 61	8.49
10.	496	1987 / 68	7.87

HISTORY AND RECORDS

Walks

Game: 15, Alabama - 4/29/18

Rank	Total	Year / Games	Avg./Gm
1.	315	1987 / 68	5.00
2.	314	1988 / 62	5.56
3.	297	1999 / 65	4.62
4.	295	1994 / 57	5.13
5.	290	1985 / 66	4.78
6.	287	1980 / 66	5.16
7.	282	2015 / 65	4.34
8.	275	1979 / 64	4.91
9.	264	1995 / 61	4.43
10.	263	2000 / 54	4.97

Runs Allowed

Game: 25, Oklahoma State - 1948

Rank	Total	Year / Games	Avg./Gm
1.	416	2000 / 54	7.86
2.	405	1997 / 56	7.44
3.	397	1999 / 65	6.18
4.	366	1998 / 59	6.33
5.	363	2009 / 65	5.58
6.	355	1994 / 57	6.18
7.	353	1992 / 57	6.60
8.	348	1988 / 62	6.16
9.	344	2008 / 58	5.93
	344	1987 / 68	5.46

Earned Runs Allowed

Rank	Total	Year / Games	Avg./Gm
1.	338	1997 / 56	6.21
2.	332	2000 / 54	6.27
3.	329	1999 / 65	5.12
4.	316	1992 / 67	5.90
5.	307	1988 / 62	5.43
6.	305	1998 / 57	5.28
7.	301	2009 / 65	4.63
8.	290	1994 / 57	5.05
9.	288	2019 / 66	4.36
10.	283	2008 / 58	4.88
	283	1995 / 61	4.75

Hits Allowed

Rank	Total	Year / Games	Avg./Gm
1.	686	2004 / 69	9.93
2.	624	2002 / 63	9.94
3.	595	2009 / 65	9.15
4.	590	1987 / 68	9.36
5.	581	1997 / 56	10.67
6.	579	1999 / 65	9.02
7.	568	2000 / 54	10.73
8.	567	1985 / 66	9.34
9.	562	1994 / 57	9.78
10.	558	2010 / 64	8.72

Complete Games

Rank	Total	Year / Games
1.	34	1980 / 66
2.	32	1979 / 64
3.	30	1982 / 57
4.	29	1974 / 43
5.	27	1976 / 47
6.	21	1981 / 52
7.	18	1973 / 31
8.	16	1984 / 56
9.	15	1992 / 57
	15	1970 / 32

Consecutive Shutouts

Season: 4 - 1980 (March 15-16 - 2 DHs)

Shutouts

Rank	Total	Year / Games
1.	13	1977 / 51
2.	10	2014 / 65
	10	2012 / 68
4.	9	1980 / 66
	9	1979 / 64
	9	1978 / 44
	9	1976 / 47
8.	8	2013 / 61
	8	1986 / 60
10.	7	2007 / 64
	7	2017 / 64

Saves

Rank	Total	Year / Games
1.	26	2018 / 69
2.	20	2011 / 62
3.	19	2013 / 61
	19	2006 / 60
5.	17	2012 / 68
	17	1989 / 67
7.	16	2009 / 65
	16	2004 / 69
	16	1987 / 68
10.	15	2019 / 66
	15	2015 / 65
	15	1995 / 61
	15	1990 / 62

TEAM RECORDS ||



The 2013 Arkansas pitching staff finished the season with a school-record 1.89 team ERA, led by Ryne Stanek's 1.39 ERA, which ranked as the third-lowest single-season ERA in school history.



Arkansas' pitching staff set a single-season record with 619 strikeouts in 2017, good for second in the SEC and sixth in the nation. Trevor Stephan led all Razorback pitchers with 120 strikeouts, the most by an Arkansas hurler in a season since 2007.

|| TEAM RECORDS



TEAM FIELDING

Percentage

Season: .976 - 2017

Assists

Game: 24, 2x, last at Auburn - 4/5/19

Season: 746 - 2012

Putouts

Game: 51, Auburn - 5/19/94

Season: 1839 - 2012

Errors

Game: 7, 4x, last vs. Louisiana Tech - 3/20/01

Season: 115 - 1983

Double Plays

Game: 5, at South Alabama - 2/21/15

Season: 77 - 1985

Triple Plays

Game: 1, 3 times

1B Dominic Ficociello to SS Tim Carver at Mississippi State, 3/25/12;

2B Mark Burnett to SS Joe Jester to 1B Rodney Nye vs. Auburn (SEC Tournament), 5/17/98;

2B Brett Harrison to SS Jim Ward to 1B Ralph Kraus vs. Texas (1983 SWC Tournament)

TEAM MISCELLANEOUS

Longest Game, innings

17 innings, Auburn - 5/19/94

Longest Game, time

6:00, vs No. 21 Missouri State (NCAA Regional) - 6/4/17

Most Runs, combined

Game: 40, Arkansas 32, Saint Louis 8 - 4/7/10

Most Runners Left on Base

Game: 19, vs. Tennessee - 4/20/02

Most Wins

Season: 51 - 1985, 1987, 1989

Most Losses

Season: 30 - 2000

Most Consecutive Wins

18 - 2/7/96-3/5/96

Most Consecutive Losses

13 - 4/30/16-5/21/16

Most Consecutive SEC Wins

10 - 3/21/99-4/11/99

Most Consecutive SEC Losses

18 - 3/12/00-4/28/00

Most Wins to Start Season

18 - 2/7/96-3/5/96

Most SEC Wins

22 - 1999

Most SEC Losses

23 - 2016

ATTENDANCE

Home Game

Regular season (Tickets sold):

12,589 vs. Mississippi State - 4/25/15

Regular season (Actual):

11,103 vs. LSU - 4/9/11

Home Series

Regular season (Tickets sold):

32,800 vs. Tennessee (three dates) - 4/26/19-4/28/19

Regular season (Actual):

29,931 vs. LSU (three dates) - 5/4/07 - 5/6/07

Home Total Season

Tickets sold: 348,775 (40 dates) - 2019

Actual: 244,182 (39 dates) - 2018

Home Average Season

Tickets sold: 8,719 (40 dates) - 2019

Actual: 7,419 (34 dates) - 2018

NCAA Postseason Home Game

12,167 vs. Missouri State - 6/6/15

(NCAA Fayetteville Super Regional)

All Games

26,155 vs. Florida State - 6/15/19

(College World Series Game 1, Omaha, Neb.)



Arkansas has finished in the top five nationally in attendance for over a decade, including 2015 when the Razorbacks ranked second nationally with an average attendance of 7,817 fans per game. The 2015 season saw the largest crowd in Baum Stadium history with 12,589 tickets sold against Mississippi State on April 25 and the largest postseason crowd in Baum Stadium history with 12,167 fans against Missouri State for Game 2 of the NCAA Fayetteville Super Regional on June 6.

INDIVIDUAL BATTING

Games

Season: 69, Heston Kjerstad, Eric Cole, Dominic Fletcher - 2018
Career: 246, Danny Hamblin - 2004-07

Batting Average

Season (min. 95 AB): .429, Zack Cox - 2010
Career (min. 300 AB): .377, Matt Erickson - 1995-97

At Bats

Game: 9, Scott Pose, Greg D'Alexander vs. Texas A&M - 5/5/89
Season: 283, Casey Martin - 2019
Career: 940, Danny Hamblin - 2004-07

Runs

Game: 6, Trevor Ezell vs. Grambling State - 4/30/19
 Jeremy Jackson vs. Northeastern (Okla.) State - 4/16/97;
 Todd Zacher vs. Western Michigan - 2/28/81
Season: 87, Eric Hinske - 1997
Career: 241, Ryan Lundquist - 1996-99

Hits

Game: 6, Jeremy Jackson vs. Northeastern (Okla.) State - 4/16/97;
 Jason McConnell vs. Vanderbilt - 3/16/97;
 Kenderick Moore vs. Alabama - 5/20/95;
 Jeff King vs. Houston - 4/14/84
Season: 102, Zack Cox - 2010
Career: 288, Ryan Lundquist - 1996-99

Doubles

Game: 4, Rodney Nye vs. Louisiana Tech - 3/31/98
Season: 28, Jim Kremers - 1987
Career: 68, Ryan Lundquist - 1996-99

Triples

Game: 2, by many; last by Bobby Wernes vs. North Dakota - 2/14/15
Season: 12, Troy Eklund - 1989; Johnny Ray - 1979
Career: 20, Ty Bilderback - 1992-95

Home Runs

Game: 3, Chad Spanberger vs. Auburn - 5/25/17;
 Brett Eibner vs. Grambling State - 6/4/10;
 Tim Smalling at Ole Miss - 4/26/08;
 Aaron Murphree vs. Siena - 3/7/08;
 Danny Hamblin vs. Oral Roberts - 4/12/05;
 Rodney Nye at South Carolina - 5/16/99;
 Ryan Lundquist vs. Central Missouri State - 3/4/97;
 Scott Epps vs. SMS - 4/30/92;
 Kevin McReynolds vs. TCU - 4/27/80;
 Greg Snowden vs. Rice - 1974
Season: 24, Ryan Lundquist - 1997
Career: 57, Danny Hamblin - 2004-07

RBI

Game: 9, Ryan Lundquist vs. Central Missouri State - 3/4/97
Season: 82, Jeff King - 1985
Career: 232, Ryan Lundquist - 1996-99

Walks

Game: 5, Jake Dugger vs. Alabama - 5/5/06;
 Jim Kremers vs. Northwest Missouri State - 3/4/85
Season: 68, Scott Loseke - 1983
Career: 163, Jake Dugger - 2004-07

Strikeouts

Game: 5, Ty Bilderback, Jeff Parsons vs. Auburn - 5/19/94;
 Heston Kjerstad at LSU - 5/5/08
Season: 79, Casey Martin - 2019
Career: 235, Danny Hamblin - 2004-07



Danny Hamblin holds the UA career records for home runs (57) and games played (246).

Stolen Bases

Game: 4, four times; last by Logan Forsythe vs. Ole Miss - 5/19/07
Season: 42, Scott Loseke - 1983
Career: 95, Kenderick Moore - 1992-96

Total Bases

Game: 15, Ryan Lundquist vs. Central Missouri St. - 3/4/97
Season: 190, Ryan Lundquist - 1997
Career: 538, Ryan Lundquist - 1996-99

Extra-Base Hits

Game: 4, Brett Eibner vs. Grambling State - 6/4/10;
 Andy Wilkins at Oklahoma - 5/30/09;
 Danny Hamblin at Oral Roberts - 4/12/05;
 Rodney Nye vs. Louisiana Tech - 3/31/98;
 Ryan Lundquist vs. Central Missouri St. - 3/4/97;
 Greg D'Alexander vs. Indiana State - 4/1/90;
 Kirk Piskor vs. Wis.-Oshkosh - 3/19/90;
 Ralph Kraus vs. TCU - 4/19/85
Season: 50, Andy Skeels - 1987
Career: 131, Ryan Lundquist - 1996-99

Slugging Percentage

Season (min. 150 AB): .819, Ryan Lundquist - 1997
Career (min. 300 AB): .694, Jeff King - 1984-86

Hit By Pitch

Game: 3, Collin Kuhn vs. Georgia - 4/18/10
 Judd Kindle vs. Kansas St. - 3/10/03;
 Jack Welsh vs. Florida - 3/25/00, vs. Centenary - 3/1/00
Season: 25, Collin Kuhn - 2010
Career: 53, Collin Kuhn - 2009-11

Sacrifice Hits

Game: 2, by many; last by Jacob Nesbit vs. EIU - 2/17/19
Season: 15, Joe Serrano - 2013
Career: 36, Jeff Houck - 1990-93

Sacrifice Flies

Game: 2, 14 times; last by Jax Biggers vs. Auburn - 4/7/18
Season: 12, Greg D'Alexander - 1989
Career: 20, Greg D'Alexander - 1987-90

INDIVIDUAL PITCHING

Wins

Season: 14, Blaine Knight- 2018
Career: 34, Scott Tabor - 1979-82

Appearances

Season: 36, Phillip Stidham - 1989, 1991
Career: 105, Phillip Stidham - 1989-91

Innings Pitched

Game: 11.2, Charlie Corbell vs. Rice - 1983
Season: 124.0, Nick Schmidt - 2007; Rich Erwin - 1979
Career: 383.1, Charley Boyce - 2003-06

Strikeouts

Game: 17, Jess Todd vs. South Carolina - 5/24/07
Season: 155, David Walling - 1999
Career: 345, Nick Schmidt - 2005-07

Walks

Game: 9, John Cebuhar vs. Missouri - 4/27/88;
 Steve Parker vs. Rice - 3/15/86
Season: 73, John Cebuhar - 1987
Career: 165, Barry Lunney - 1993-97

ERA

Season (min. 45 IP): 0.95, Phillip Stidham - 1990
Career (min. 100 IP): 1.62, Phillip Stidham - 1989-91

Saves

Season: 14, Matt Cronin - 2018
Career: 33, Phillip Stidham - 1989-91

Games Started

Season: 20, DJ Baxendale - 2012
Career: 55, Charley Boyce - 2003-06

Complete Games

Season: 11, Steve Krueger - 1979, 1980
Career: 28, Scott Tabor - 1979-82

|| INDIVIDUAL RECORDS



INDIVIDUAL FIELDING

Putouts

Game: 20, Trevor Ezell at Auburn - 4/5/19
Andy Wilkins vs. Washington St. - 5/29/09
Season: 627, Dominic Ficociello - 2012
Career: 1,301, Danny Hamblin - 2004-07

Assists

Game: 10, 2x, last - Bo Bigham vs. Vanderbilt - 3/26/11
Season, infielder: 197, Tim Carver - 2012
Season, outfielder: 11, Jay Carpenter - 1988
11, Tyler Spoon - 2014
Career: 539, Tim Thomas - 1989-92

Errors

Game: 4, Chris Shaddy vs. TCU - 4/27/80
Season: 28, Jason McConnell - 1996
Career: 57, Allen Williams - 1991-94

INDIVIDUAL MISCELLANEOUS

Longest Hit Streak

30 games, Randy Bobb - 1987

Consecutive Hits

10, Craig Gentry - 2005

Consecutive Steals

37, Chris Clark - 1994-97

Fewest Strikeouts (min. 200 AB)

6, Keith Longoria (202 AB) - 1982

Consecutive Strikeouts (start game)

9, Jess Todd - vs. South Carolina - 5/24/07

Consecutive Batters Retired

20, Richie Nye vs. Iowa State - 1996
Tim Deitz vs. Texas A&M - 1983

Consecutive Scoreless Innings Pitched

29.0, David Walling - 1998

Fewest Walks (season, min. 30 IP)

5, Marshall Denton (30.0 IP - 2019)
5, Jarrett Gardner (93.1 IP - 2003)

Fewest Hits (season, min. 30 IP)

12, Bill Bakewell (31 IP), 1977

Fewest Runs (season, min. 30 IP)

4, Michael Gunn (36.2 IP) - 2014

Fewest Earned Runs (season, min. 30 IP)

3, Michael Gunn (36.2 IP) - 2014

Most Defeats (season)

10, Charley Boyce - 2005

Longest Relief Appearance

9.0 IP, Les Lancaster vs. Oral Roberts - 5/9/82

Best Win Pct. by Pitcher (min. 10 decisions)

1.000, Blaine Knight (14-0) - 2018
1.000, Steve Krueger (13-0) - 1980



Craig Gentry patrolled the Razorbacks' outfield in 2005 and 2006. He set the Arkansas record for most consecutive hits with 10 in 2005.



DJ Baxendale set the Arkansas single-season record with 20 starts in the 2012 season.

GAMES PLAYED

Gms	Player	Years
1. 246	Danny Hamblin	2004-07
2. 242	Kenderick Moore	1992-96
3. 239	Jake Dugger	2004-07
4. 236	Jeff Houck	1990-93
5. 234	Don Thomas	1986-89
6. 232	Ryan Lundquist	1996-99
7. 228	Brian Kirby	1998-01
8. 226	Ralph Kraus	1983-86
9. 223	Greg D'Alexander	1987-90
223	Troy Eklund	1986-89

BATTING AVG (MIN. 300 AB)

AVG	Player	Years
1. .377	Matt Erickson	1995-97
2. .373	Dave Patterson	1985-86
3. .372	Jeff King	1984-86
4. .358	Andy Skeels	1986-87
5. .356	Randy Bobb	1987-88
6. .355	Zack Cox	2009-10
7. .350	Jeff Hoefler	2000-01
8. .349	Mark Johnson	1990-91
9. .348	Ryan Hinske	1996-98
10. .343	Scott Loseke	1982-83

AT BATS

AB	Player	Years
1. 940	Danny Hamblin	2004-07
2. 880	Kenderick Moore	1992-96
3. 874	Ryan Lundquist	1996-99
4. 863	Jake Dugger	2004-07
5. 776	Scott Hode	2002-05
6. 770	Jeff Houck	1990-93
7. 769	Allen Williams	1991-94
8. 766	Brian Kirby	1998-01
9. 759	Jack Welsh	1997-00
10. 756	Bo Bigham	2009-12
756	Tim Carver	2009-12

HITS

Hits	Player	Years
1. 288	Ryan Lundquist	1996-99
2. 284	Danny Hamblin	2004-07
3. 282	Kenderick Moore	1992-96
4. 260	Matt Erickson	1995-97
5. 247	Allen Williams	1991-94
6. 245	Ralph Kraus	1983-86
7. 243	Greg D'Alexander	1987-90
8. 242	Jake Dugger	2004-07
9. 237	Jeff King	1984-86
10. 229	Jack Welsh	1997-00

SINGLES

1B	Player	Years
1. 209	Kenderick Moore	1992-96
2. 183	Matt Erickson	1995-97
3. 176	Jeff Houck	1990-93
4. 174	Bo Bigham	2009-12
5. 165	Joe Serrano	2012-15
165	Jack Welsh	1997-00
7. 163	Danny Hamblin	2004-07
8. 162	Jake Dugger	2004-07
9. 161	Tim Carver	2009-12
10. 157	Ben Tschepikow	2005-09
157	Clay Goodwin	2002-05
157	Ryan Lundquist	1996-99

DOUBLES

2B	Player	Years
1. 68	Ryan Lundquist	1996-99
2. 62	Matt Erickson	1995-97
3. 61	Danny Hamblin	2004-07
4. 60	Allen Williams	1991-94
5. 58	Brian Kirby	1998-01
58	Jim Kremers	1985-88
58	Ralph Kraus	1983-86
8. 56	Greg D'Alexander	1987-90
56	Jeff King	1984-86
10. 55	Eric Hinske	1996-98
55	John Hennell	1978-81

TRIPLES

3B	Player	Years
1. 20	Ty Bilderback	1992-95
2. 19	Allen Williams	1991-94
3. 18	Norm Roberts	1982-85
4. 17	Troy Eklund	1986-89
17	Ralph Kraus	1983-86
6. 15	Jason McConnell	1995-97
7. 14	Scott Epps	1989-92
14	Kevin McReynolds	1979-81
14	Johnny Ray	1978-79
10. 13	Kenderick Moore	1992-96
13	Bubba Carpenter	1988-91
13	John Hennell	1978-81

HOME RUNS

HR	Player	Years
1. 57	Danny Hamblin	2004-07
2. 56	Ryan Lundquist	1996-99
3. 42	Brett Eibner	2008-10
42	Andy Wilkins	2008-10
42	Jeff King	1984-86
6. 39	Brian Kirby	1998-01
7. 35	Heston Kjerstad	2018-20
35	Rodney Nye	1998-99
35	Greg D'Alexander	1987-90
10. 34	Jake Dugger	2004-07

SLUGGING PCT. (MIN. 300 AB)

SLG	Player	Years
1. .695	Jeff King	1984-86
2. .681	Andy Skeels	1986-87
3. .642	Kevin McReynolds	1979-81
4. .632	Rodney Nye	1998-99
5. .616	Ryan Lundquist	1996-99
6. .608	Eric Hinske	1996-98
7. .589	Andy Wilkins	2008-10
8. .587	Brett Eibner	2008-10
.587	Norm Roberts	1982-85
10. .586	Zack Cox	2009-10

RUNS

Runs	Player	Years
1. 241	Ryan Lundquist	1996-99
2. 212	Jack Welsh	1997-00
3. 204	Kenderick Moore	1992-96
4. 202	Danny Hamblin	2004-07
5. 193	Allen Williams	1991-94
6. 188	Matt Erickson	1995-97
7. 182	Jake Dugger	2004-07
182	Troy Eklund	1986-89
9. 178	Eric Hinske	1996-98
178	Jeff King	1984-86

RBI

RBI	Player	Years
1. 233	Ryan Lundquist	1996-99
2. 219	Danny Hamblin	2004-07
3. 204	Jeff King	1984-86
4. 184	Greg D'Alexander	1987-90
5. 180	Troy Eklund	1986-89
6. 173	Eric Hinske	1996-98
173	Jim Kremers	1985-88
8. 165	Andy Wilkins	2008-10
165	Brian Kirby	1998-01
10. 159	Jake Dugger	2004-07

TOTAL BASES

TB	Player	Years
1. 538	Ryan Lundquist	1996-99
2. 522	Danny Hamblin	2004-07
3. 443	Jeff King	1984-86
4. 416	Greg D'Alexander	1987-90
5. 400	Kenderick Moore	1992-96
400	Ralph Kraus	1983-86
7. 399	Allen Williams	1991-94
8. 394	Jake Dugger	2004-07
9. 388	Brian Kirby	1998-01
10. 386	Troy Eklund	1986-89

EXTRA-BASE HITS

EBH	Player	Years
1. 131	Ryan Lundquist	1996-99
2. 121	Danny Hamblin	2004-07
3. 110	Jeff King	1984-86
4. 98	Brian Kirby	1998-01
5. 97	Allen Williams	1991-94
97	Greg D'Alexander	1987-90
7. 96	Ralph Kraus	1983-86
8. 93	Troy Eklund	1986-89
9. 91	Eric Hinske	1996-98
10. 88	Jim Kremers	1985-88

STOLEN BASES

SB	Player	Years
1. 95	Kenderick Moore	1992-96
2. 72	Scott Bridges	2002-05
3. 71	Allen Williams	1991-94
4. 68	Scott Pose	1987-89
5. 65	Jeff Houck	1990-93
6. 63	Jeff Parsons	1993-95
7. 57	Scott Loseke	1982-83
8. 50	Collin Kuhn	2009-11
50	Scott Bridges	2002-05
50	Jack Welsh	1997-00

WALKS

BB	Player	Years
1. 163	Jake Dugger	2004-07
2. 156	Tim Thomas	1989-92
3. 129	Allen Williams	1991-94
4. 121	Danny Hamblin	2004-07
121	Bubba Carpenter	1988-91
6. 120	Jeff Houck	1990-93
7. 114	Luke Bonfield	2015-18
8. 112	Andy Wilkins	2008-10
9. 110	Scott Pose	1987-89
10. 106	Jeff Parsons	1993-95

STRIKEOUTS

K	Player	Years
1. 235	Danny Hamblin	2004-07
2. 224	Brian Kirby	1998-01
3. 211	Jake Dugger	2004-07
4. 202	Carson Shaddy	2015-18
5. 168	Ryan Lundquist	1996-99
6. 161	Brett Eibner	2008-10
7. 157	Casey Martin	2018-20
8. 151	Matt Vinson	2010-13
151	Ryan Fox	2001-03
10. 148	Luke Bonfield	2015-18

SACRIFICE HITS

SH	Player	Years
1. 36	Jeff Houck	1990-93
2. 32	Joe Serrano	2012-15
3. 24	Tim Carver	2009-12
4. 22	Scott Hode	2002-05
5. 18	Jacob Morris	2011-13
18	Scott Bridges	2002-05
18	Tim Thomas	1989-92
18	Don Thomas	1986-89
9. 17	James McCann	2009-11
17	Allen Williams	1991-94

SACRIFICE FLIES

SF	Player	Years
1. 20	Greg D'Alexander	1987-90
2. 18	Jeff King	1984-86
3. 16	Danny Hamblin	2004-07
4. 15	Kenderick Moore	1992-96
15	Allen Williams	1991-94
6. 13	Jack Welsh	1997-00
13	Troy Eklund	1986-89
8. 12	Dominic Fletcher	2017-19
12	Luke Bonfield	2015-18
12	Dominic Ficociello	2011-13
12	Scott Hode	2002-05
12	Eric Hinske	1996-98
12	Kyle Harris	1992-94

HIT BY PITCH

HBP	Player	Years
1. 53	Collin Kuhn	2009-11
2. 52	Jack Welsh	1997-00
3. 48	Ryan Lundquist	1996-99
4. 34	Kenderick Moore	1992-96
34	Michael Bernal	2014-16
6. 33	Heston Kjerstad	2018-20
33	Joe Jester	1997-99
8. 32	Brady Toops	2002-04
9. 30	Carson Shaddy	2015-18
30	Brian Anderson	2012-14

* Current players in bold

|| SEASON BATTING RECORDS



GAMES PLAYED

Gms	Player	Year
1.	69	Heston Kjerstad 2018
	69	Eric Cole 2018
	69	Dominic Fletcher 2018
4.	68	Haas Pratt 2004
	68	Casey Rowlett 2004
6.	67	Tim Carver 2012
	67	Dominic Ficoiello 2012
	67	Matt Reynolds 2012
	67	Jake Dugger 2004
	67	Jim Kremers 1987
	67	Andy Skeels 1987
	67	Kelly Zane 1987

BATTING AVG (MIN. 95 AB)

AVG	Player	Year
1.	.429	Zack Cox 2010
2.	.425	Jeremy Jackson 1997
3.	.417	Bill Dorothy 1969
4.	.398	Matt Erickson 1997
5.	.397	Ryan Lundquist 1997
	.397	Ralph Kraus 1986
7.	.393	Jim Kremers 1987
8.	.391	Matt Erickson 1996
9.	.387	Greg D'Alexander 1990
	.387	Dave Patterson 1986

AT BATS

AB	Player	Year
1.	283	Casey Martin 2019
2.	281	Eric Cole 2018
3.	269	Rodney Nye 1999
4.	267	Dominic Fletcher 2018
5.	266	Heston Kjerstad 2019
6.	265	Dominic Fletcher 2019
7.	264	Tim Carver 2012
8.	263	Joe Jester 1999
9.	262	Heston Kjerstad 2018
	262	Ryan Lundquist 1999

HITS

Hits	Player	Year
1.	102	Zack Cox 2010
2.	97	Matt Erickson 1996
3.	94	Matt Erickson 1997
	94	Jeremy Jackson 1997
	94	Jim Kremers 1987
6.	93	Jeff King 1985
7.	92	Ryan Lundquist 1997
8.	91	Andy Skeels 1987
	91	Ralph Kraus 1986
	91	Dave Patterson 1986

SINGLES

1B	Player	Year
1.	78	Zack Cox 2010
2.	68	Matt Erickson 1996
3.	67	Tom Pagnozzi 1983
4.	66	Scott Pose 1989
	66	Dave Patterson 1986
	66	Dave Patterson 1985
7.	64	Jason McConnell 1996
8.	62	Tim Carver 2012
9.	60	Casey Martin 2018
	60	Casey Rowlett 2004
	60	Matt Erickson 1997
	60	Kenderick Moore 1995
	60	Kirk Piskor 1990
	60	Greg D'Alexander 1989

DOUBLES

2B	Player	Year
1.	28	Jim Kremers 1987
2.	27	Eric Hinske 1998
	27	Matt Erickson 1997
	27	Ralph Kraus 1986
5.	26	Jeff King 1985
6.	25	Trevor Ezell 2019
	25	Andrew Wishy 2003
	25	Andy Skeels 1987
9.	24	Dominic Fletcher 2019
	24	Rodney Nye 1998
	24	Matt Erickson 1996
	24	Kelly Zane 1987

TRIPLES

3B	Player	Year
1.	12	Troy Eklund 1989
	12	Johnny Ray 1979
3.	9	Bob Hughes 1994
4.	8	Kirk McConnell 2002
	8	Jeremy Jackson 1997
	8	Scott Loseke 1983
	8	Kevin McReynolds 1979
	8	Stan Ley 1971
	8	David Marshall 1971
10.	7	Jason McConnell 1996
	7	Ty Bilderback 1994
	7	Andy Skeels 1987
	7	Ralph Kraus 1986
	7	Norm Roberts 1985
	7	Chris Shaddy 1981

HOME RUNS

HR	Player	Year
1.	24	Ryan Lundquist 1997
2.	22	Brett Eibner 2010
	22	Danny Hamblin 2007
4.	20	Andrew Benintendi 2015
	20	Chad Spanberger 2017
	20	Rodney Nye 1999
7.	19	Andy Wilkins 2009
	19	Ryan Fox 2003
9.	18	Andy Skeels 1987
10.	17	Heston Kjerstad 2019
	17	Danny Hamblin 2006
	17	Michael Conner 2002
	17	Eric Hinske 1997
	17	Jeff King 1986
	17	Jeff King 1985
	17	Kevin McReynolds 1980

SLUGGING PCT (MIN. 150 AB)

SLG	Player	Year
1.	.819	Ryan Lundquist 1997
2.	.802	Jeff King 1986
3.	.763	Andy Skeels 1987
4.	.734	Ralph Kraus 1986
5.	.723	Kevin McReynolds 1980
6.	.718	Brett Eibner 2010
7.	.717	Andrew Benintendi 2015
8.	.701	Jeremy Jackson 1997
	.701	Jeff King 1985
10.	.689	Greg D'Alexander 1990

RUNS

Runs	Player	Year
1.	87	Eric Hinske 1997
2.	86	Matt Erickson 1997
3.	83	Ryan Lundquist 1997
4.	78	Jason McConnell 1996
5.	76	Joe Jester 1999
6.	72	Trevor Ezell 2019
	72	Dave Patterson 1986
8.	71	Jason McConnell 1997
	71	Scott Loseke 1983
10.	70	Andy Skeels 1987

RBI

RBI	Player	Year
1.	82	Jeff King 1985
2.	78	Rodney Nye 1999
	78	Ryan Lundquist 1997
4.	76	Eric Hinske 1997
	76	Jim Kremers 1987
	76	Andy Skeels 1987
7.	72	Jeremy Jackson 1997
8.	71	Brett Eibner 2010
	71	Casey Coon 2007
	71	Eric Hinske 1998

TOTAL BASES

TB	Player	Year
1.	190	Ryan Lundquist 1997
2.	184	Andy Skeels 1987
3.	178	Jeff King 1985
4.	168	Ralph Kraus 1986
5.	167	Rodney Nye 1999
6.	162	Andrew Benintendi 2015
7.	161	Collin Kuhn 2010
8.	159	Kevin McReynolds 1980
9.	158	Jim Kremers 1987
10.	155	Casey Martin 2019
	155	Brett Eibner 2010
	155	Eric Hinske 1997
	155	Jeremy Jackson 1997

EXTRA-BASE HITS

EBH	Player	Year
1.	50	Andy Skeels 1987
2.	48	Ryan Lundquist 1997
3.	47	Jeff King 1985
4.	46	Ralph Kraus 1986
5.	42	Jim Kremers 1987
	42	Jeff King 1986
7.	40	Casey Martin 2019
8.	39	Brett Eibner 2010
	39	Rodney Nye 1999
	39	Rodney Nye 1998

STOLEN BASES

SB	Player	Year
1.	42	Scott Loseke 1983
2.	35	Joe Jester 1999
	35	Gary Jones 1982
4.	32	Jeff Parsons 1995
5.	29	Kenderick Moore 1996
	29	Allen Williams 1992
7.	28	Ty Bilderback 1995
	28	Scott Pose 1999
9.	27	Jim Ward 1984
10.	26	Kenderick Moore 1995
	26	Mark Johnson 1990
	26	Dan Campbell 1987

WALKS

BB	Player	Year
1.	68	Scott Loseke 1983
2.	58	Gary Jones 1982
3.	57	Jeff King 1986
4.	54	Tim Thomas 1990
5.	53	Mark Burnett 1999
6.	50	Andrew Benintendi 2015
	50	Jake Dugger 2004
8.	49	Chase Leavitt 2009
9.	48	Andy Wilkins 2009
	48	Tim Thomas 1992

STRIKEOUTS

K	Player	Year
1.	79	Casey Martin 2019
2.	73	Brian Kirby 1999
3.	69	Danny Hamblin 2007
4.	66	Christian Franklin 2019
5.	65	Heston Kjerstad 2019
	65	Zack Cox 2009
7.	64	Casey Martin 2018
8.	63	Carson Shaddy 2018
9.	62	Danny Hamblin 2006
10.	61	Tim Smalling 2008
	61	Brian Kirby 2000

SACRIFICE HITS

SH	Player	Year
1.	15	Joe Serrano 2013
2.	11	Jeff Houck 1992
3.	10	Tim Carver 2012
	10	Jacob Morris 2012
	10	Jeff Houck 1993
	10	Ron Moore 1987
7.	9	Brady Toops 2004
	9	Matt Erickson 1995
	9	David Williams 1971
10.	8	Matt Reynolds 2011
	8	Jake Arledge 2017
	8	Collin Kuhn 2009
	8	Kenderick Moore 1995
	8	Jeff Parsons 1994
	8	Jeff Houck 1991
	8	Tim Thomas 1990
	8	Don Thomas 1988
	8	Dan Lambeth 1982

SACRIFICE FLIES

SF	Player	Year
1.	12	Greg D'Alexander 1989
2.	9	Eric Hinske 1997
3.	8	Jacob Nesbit 2019
	8	Brian Anderson 2014
	8	Jack Welsh 1999
6.	7	Heston Kjerstad 2018
	7	Jax Biggers 2018
	7	Luke Bonfield 2017
	7	Tyler Spoon 2015
	7	Scott Hode 2004
	7	Allen Williams 1994
	7	Kyle Harris 1992
	7	Jeff King 1986
	7	Doyle Wilson 1985
	7	Kevin McReynolds 1979

HIT BY PITCH

HBP	Player	Year
1.	25	Collin Kuhn 2010
2.	22	Joe Jester 1999
3.	21	Casey Coon 2007
4.	18	Heston Kjerstad 2018
	18	Michael Bernal 2014
	18	Michael Conner 2002
	18	Jack Welsh 2000
7.	17	Brady Toops 2004
8.	16	Collin Kuhn 2011
	16	Jack Welsh 1998
10.	15	Brian Anderson 2014
	15	Ryan Fox 2003
	15	Jack Welsh 1999

* Current players in bold

HISTORY AND RECORDS

APPEARANCES

APP	Player	Years
1.	105 Phillip Stidham	1989-91
2.	87 Charley Boyce	2003-06
3.	82 Rob Quarnstrom	1995-98
4.	78 Josh Merryman	2000-03
5.	77 Barrett Astin	2011-13
6.	71 Josh Alberius	2014-17
71	Brandon Moore	2011-13
71	Wes McCrotty	1998-01
9.	69 Dominic Taccolini	2014-17
69	Trent Daniel	2011-13
69	Zach Jackson	2014-16

VICTORIES

Wins	Player	Years
1.	34 Scott Tabor	1979-82
2.	30 Charley Boyce	2003-06
3.	28 Nick Schmidt	2005-07
4.	26 Dennis Fletcher	1986-89
5.	25 Brian Cook	1990-93
6.	24 Blaine Knight	2016-18
24	Matt Carnes	1995-97
7.	23 Doug Bennett	1989-91
23	Kevin Campbell	1984-86
23	Steve Krueger	1979-80
23	Rich Erwin	1976-79

SAVES

Saves	Player	Years
1.	33 Phillip Stidham	1989-91
2.	27 Matt Cronin	2017-19
3.	15 Barrett Astin	2011-13
15	Bill Bakewell	1977-79
5.	14 Tim Deitz	1983-85
6.	13 Colby Suggs	2011-13
13	Stephen Richards	2007-09
13	Les Lancaster	1982-84
9.	12 Tim Peters	1986-87
10.	11 Zach Jackson	2014-16

COMPLETE GAMES

CG	Player	Years
1.	28 Scott Tabor	1979-82
2.	22 Steve Krueger	1979-80
3.	18 Terry Verhage	1968-71
4.	16 Kevin Campbell	1984-86
5.	15 Matt Carnes	1995-97
6.	14 Rich Erwin	1976-79
14	Mark McClain	1976-77
14	Larry Paulsen	1970-73
9.	13 Charlie Corbell	1982-83
10.	10 Brian Cook	1990-93
10	Warren Hemm	1975-76

GAMES STARTED

GS	Player	Years
1.	55 Charley Boyce	2003-06
2.	52 Nick Schmidt	2005-07
3.	49 Randall Fant	2010-13
4.	46 Kevin Campbell	1984-86
46	Scott Tabor	1979-82
6.	45 Ryne Stanek	2011-13
7.	44 Dennis Fletcher	1986-89
8.	43 Charlie Isaacson	1999-02
9.	42 Blaine Knight	2016-18
42	Barry Lunney Jr.	1993-97
42	Brent Birch	1990-93
42	Brian Cook	1990-93

INNINGS PITCHED

IP	Player	Years
1.	383.1 Charley Boyce	2003-06
2.	368.0 Scott Tabor	1979-82
3.	340.1 Nick Schmidt	2005-07
4.	306.0 Matt Carnes	1995-97
5.	301.2 Kevin Campbell	1984-86
6.	278.0 Charlie Isaacson	1999-02
7.	272.2 Brent Birch	1990-93
8.	265.0 Rich Erwin	1976-79
9.	261.2 Ray Harris	1985-88
10.	260.0 Brian Cook	1990-93

STRIKEOUTS

K	Player	Years
1.	345 Nick Schmidt	2005-07
2.	301 Matt Carnes	1995-97
3.	283 David Walling	1998-99
4.	261 Scott Tabor	1979-82
5.	244 Blaine Knight	2016-18
6.	229 Charley Boyce	2003-06
7.	225 Gerald Hannahs	1971-74
8.	224 Isaiah Campbell	2016-19
9.	223 Mike Oquist	1987-89
10.	219 Charlie Isaacson	1999-02

WALKS

BB	Player	Years
1.	165 Barry Lunney Jr.	1993-97
2.	164 Kevin Campbell	1984-86
3.	161 Dennis Fletcher	1986-89
4.	158 Scott Tabor	1979-82
5.	141 John Cebuhar	1987-88
6.	140 Nick Schmidt	2005-07
7.	129 Matt Carnes	1995-97
8.	122 Charlie Isaacson	1999-02
9.	119 Butch Hopkins	1967-69
10.	118 Scott Brocaill	1991-94

ERA (MIN. 100 IP)

ERA	Player	Years
1.	1.62 Phillip Stidham	1989-91
2.	1.66 Steve Krueger	1979-80
3.	2.05 Jalen Beeks	2013-14
4.	2.11 Barrett Astin	2011-13
5.	2.17 Tim Lollar	1977-78
6.	2.28 Zach Jackson	2014-15
7.	2.35 David Rhodes	1977-78
8.	2.55 Ryne Stanek	2011-13
9.	2.64 Chris Oliver	2012-14
10.	2.67 Scott Tabor	1979-82

* Current players in bold



Charley Boyce is the Razorbacks' all-time leader in innings pitched and starts.



Dominic Taccolini, Matt Cronin and Josh Alberius combined for the 13th no-hitter in school history on May 25, 2017 vs. Auburn in the quarterfinals of the SEC Tournament. Alberius (pictured above) closed the game out over the final two innings after Taccolini started the game (2.0) and Cronin threw the middle innings (3.0).

ARKANSAS NO-HITTERS

Player	Opponent	Score	Date
*Rich Erwin	Missouri Southern	0-0	3/12/76
David Rhodes	Northeastern (Okla.) State	2-0	3/1/77
Scott Glanz	North Dakota State	10-1	3/17/82
Tim Deitz	Texas A&M	3-0	4/2/83
#Fred Faust	Southwest Baptist	21-0	3/21/84
+Steve Parker	Texas A&M	10-0	3/29/86
Dennis Fletcher, Tim Sherrill, Tim Peters	St. Louis	9-0	3/11/87
Brian Cook, Brian Dennison	Evangel	10-0	4/2/91
Todd Abbott	Vanderbilt	6-0	4/1/94
Richie Nye	Iowa State	14-0	3/1/96
+Scott Roehl	Kansas State	2-0	3/20/01
Nick Schmidt, Brian McLelland, Devin Collis	Oklahoma State	3-0	2/11/06
+Dominic Taccolini, Matt Cronin, Josh Alberius	Auburn (SEC Tournament)	12-0	5/25/17

* - 10.2 IP; # - 5.0 IP; + - 7.0 IP

|| SEASON PITCHING RECORDS



APPEARANCES

APP	Player	Year
1.	36 Phillip Stidham	1991
	36 Phillip Stidham	1989
3.	34 Tim Deitz	1985
4.	33 Devin Collis	2006
	33 Phillip Stidham	1990
	33 Bobby Edwards	1987
7.	32 Barrett Astin	2012
	32 Boyd Goodner	2004
	32 Les Lancaster	1983
10.	31 Stephen Richards	2009
	31 Kevin Vent	1999

VICTORIES

Wins	Player	Year
1.	14 Blaine Knight	2018
2.	13 Steve Krueger	1980
	13 Rich Erwin	1979
4.	12 Isaiah Campbell	2019
5.	11 Nick Schmidt	2007
	11 Charley Boyce	2005
	11 Bobby Edwards	1988
	11 John Cebuhar	1987
	11 Fred Farwell	1985
	11 Scott Tabor	1981

SAVES

Sv	Player	Year
1.	14 Matt Cronin	2018
2.	13 Colby Suggs	2013
3.	12 Matt Cronin	2019
	12 Phillip Stidham	1989
	12 Tim Deitz	1985
6.	11 Barrett Astin	2012
	11 Phillip Stidham	1990
8.	10 Phillip Stidham	1991
9.	9 Zach Jackson	2015
	9 Stephen Richards	2009
	9 Devin Collis	2006
	9 Jason Stephens	1996

COMPLETE GAMES

CG	Player	Year
1.	11 Steve Krueger	1980
	11 Steve Krueger	1979
3.	10 Scott Tabor	1981
	10 Rich Erwin	1979
	10 Larry Paulsen	1972
6.	8 Mark McClain	1976
7.	7 Charlie Corbell	1982
	7 Warren Hemm	1976
9.	6 Eight others	

GAMES STARTED

GS	Player	Year
1.	20 DJ Baxendale	2012
2.	19 Connor Noland	2019
	19 Blaine Knight	2018
	19 Charley Boyce	2004
	19 Clint Brannon	2004
6.	18 Isaiah Campbell	2019
	18 Keaton McKinney	2015
	18 Nick Schmidt	2007
	18 Duke Welker	2007
	18 John Cebuhar	1987
	18 Kevin Campbell	1985
	18 Fred Farwell	1985

INNINGS PITCHED

IP	Player	Year
1.	124.0 Nick Schmidt	2007
	124.0 Rich Erwin	1979
3.	122.1 Charley Boyce	2005
4.	121.1 David Walling	1999
5.	120.2 Fred Farwell	1985
6.	118.1 Isaiah Campbell	2019
7.	117.0 Nick Schmidt	2007
	117.0 Matt Carnes	1996
9.	116.2 Nick Schmidt	2006
	116.2 Scott Cunningham	1994

STRIKEOUTS

K	Player	Year
1.	155 David Walling	1999
2.	145 Nick Schmidt	2006
3.	128 Jess Todd	2007
	128 David Walling	1998
5.	125 Isaiah Campbell	2019
6.	120 Trevor Stephan	2017
7.	114 Drew Smyly	2010
8.	111 Nick Schmidt	2007
	111 Matt Carnes	1995
10.	106 John Cebuhar	1987

WALKS

BB	Player	Year
1.	73 John Cebuhar	1987
2.	71 Kevin Campbell	1985
3.	68 John Cebuhar	1988
4.	65 Barry Lunney Jr.	1994
5.	58 Scott Cunningham	1994
	58 Dennis Fletcher	1988
7.	55 Darrel Akerfelds	1982
	55 Scott Tabor	1979
9.	53 Charlie Isaacson	1999
	53 Stuart Huchingson	1980

ERA (MIN. 45 IP)

ERA	Player	Year
1.	0.95 Phillip Stidham	1990
2.	1.20 Phillip Stidham	1991
3.	1.39 Ryne Stanek	2013
4.	1.49 Tim Brewer	1973
5.	1.50 Boyd Goodner	2004
6.	1.58 DJ Baxendale	2011
7.	1.59 Steve Krueger	1980
8.	1.73 Steve Krueger	1979
9.	1.79 Barrett Astin	2013
10.	1.93 David Rhodes	1978
	1.93 Gerald Hannahs	1971

* Current players in bold



Matt Cronin set a UA single-season record with 14 saves during the 2018 season.

HISTORY AND RECORDS

FRESHMAN RECORDS

HITTING

Games Played

69	Heston Kjerstad	2018
67	Casey Martin	2018
67	Jake Dugger	2004

Batting Average

.383	Jeff King	1984
.345	Casey Martin	2018

At Bats

262	Heston Kjerstad	2018
253	Danny Hamblin	2004
252	Casey Martin	2018

Hits

87	Casey Martin	2018
87	Heston Kjerstad	2018
75	Dominic Ficociello	2011
75	Jeff King	1984

Doubles

19	Danny Hamblin	2004
----	---------------	------

Triples

8	Kevin McReynolds	1979
---	------------------	------

Home Runs

14	Heston Kjerstad	2018
13	Casey Martin	2018
13	Zack Cox	2009
12	Dominic Fletcher	2017

Runs

65	Heston Kjerstad	2018
53	Danny Hamblin	2004
53	Jeff Houck	1990

RBI

58	Heston Kjerstad	2018
55	Jeff King	1984

Stolen Bases

23	Jeff Houck	1990
----	------------	------

Total Bases

145	Heston Kjerstad	2018
140	Casey Martin	2018
122	Danny Hamblin	2004

Walks

50	Jake Dugger	2004
----	-------------	------

Strikeouts

65	Zack Cox	2009
----	----------	------

Sacrifice Hits

9	Matt Erickson	1995
---	---------------	------

Sacrifice Flies

7	Heston Kjerstad	2018
7	Kyle Harris	1992
7	Kevin McReynolds	1979

Hit by Pitch

18	Heston Kjerstad	2018
12	Ryan Lundquist	1996

PITCHING

Wins

10	Scott Tabor	1979
----	-------------	------

ERA (min: 45 IP)

1.93	Gerald Hannahs	1971
------	----------------	------

Innings Pitched

99.2	Nick Schmidt	2005
99.2	Charlie Isaacson	1999

Appearances

36	Phillip Stidham	1989
----	-----------------	------

Saves

12	Phillip Stidham	1989
----	-----------------	------

Complete Games

5	Kevin Campbell	1984
---	----------------	------

Starts

19	Connor Noland	2019
----	---------------	------

Strikeouts

111	Matt Carnes	1995
-----	-------------	------

Walks

55	Scott Tabor	1979
----	-------------	------

Year	Overall				Conference			Coach
	W	L	T	Pct.	W	L	Pct.	
1897	2	4	0	.333				None Appointed
1901	5	1	0	.833				None Appointed
1902	2	7	0	.222				None Appointed
1903	6	2	0	.750				None Appointed
1905	5	4	0	.556				None Appointed
1908	18	5	0	.783				Hugo Bezdek
1909	12	5	0	.705				Hugo Bezdek
1910	12	8	0	.600				Hugo Bezdek
1911	9	5	0	.791				Hugo Bezdek
1912	7	8	0	.467				Hugo Bezdek
1913	13	6	0	.684				Hugo Bezdek
1914	14	5	0	.737				E.T. Pickering
1915	19	7	0	.731				E.T. Pickering
1916	10	5	0	.667				T.T. McConnell
1919	5	3	0	.625				Claude Watts
1920	3	3	0	.500				Claude Watts
1922	0	6	0	.000	0	6	.000	Norman Coyle
1923	5	11	0	.313	2	5	.286	Francis Schmidt
1924	3	11	0	.214	0	8	.000	Francis Schmidt
1925	5	11	0	.313	1	11	.083	Francis Schmidt
1926	4	13	0	.235	1	10	.091	Francis Schmidt
1927	8	5	0	.615				Francis Schmidt
1928	7	6	0	.538				Francis Schmidt
1929	6	7	0	.461				Francis Schmidt
(Baseball discontinued 1930-46)								
1947	4	8	0	.333				Deke Brackett
1948	12	9	0	.571				Deke Brackett
1949	7	5	0	.538				Deke Brackett
1950	6	6	0	.500				Bill Ferrell
1951	10	7	0	.588				Bill Ferrell
1952	6	9	0	.400				Bill Ferrell
1953	7	11	0	.388				Bill Ferrell
1954	5	16	0	.238				Bill Ferrell
1955	11	11	0	.500				Bill Ferrell
1956	14	6	0	.700				Bill Ferrell
1957	6	7	0	.462				Bill Ferrell
1958	8	10	0	.444				Bill Ferrell
1959	6	8	0	.429				Bill Ferrell
1960	14	9	0	.609				Bill Ferrell
1961	9	8	0	.529				Bill Ferrell
1962	13	7	0	.650				Bill Ferrell
1963	13	10	0	.565				Bill Ferrell
1964	8	10	0	.444				Bill Ferrell
1965	3	14	0	.176				Bill Ferrell
1966	4	16	0	.200				Wayne Robbins
1967	15	14	0	.517				Wayne Robbins
1968	13	11	0	.541				Wayne Robbins
1969	18	10	0	.643				Wayne Robbins
1970	19	13	0	.594				Norm DeBriyn
1971	23	18	1	.560				Norm DeBriyn
1972	16	16	0	.500				Norm DeBriyn
1973	23	7	1	.758				Norm DeBriyn
1974	22	21	0	.512	9	15	.375	Norm DeBriyn
1975	20	22	0	.476	8	14	.364	Norm DeBriyn
1976	31	15	1	.670	12	12	.500	Norm DeBriyn
1977	33	18	0	.647	14	10	.583	Norm DeBriyn
1978	31	13	0	.705	18	6	.750	Norm DeBriyn
1979	49	15	0	.766	19	5	.792	Norm DeBriyn
1980	44	22	0	.667	15	8	.652	Norm DeBriyn
1981	31	21	0	.596	12	9	.571	Norm DeBriyn
1982	40	15	2	.719	13	8	.619	Norm DeBriyn
1983	44	21	0	.677	13	8	.619	Norm DeBriyn
1984	40	16	0	.714	12	9	.571	Norm DeBriyn
1985	51	15	0	.773	13	7	.650	Norm DeBriyn
1986	43	17	0	.717	15	6	.714	Norm DeBriyn
1987	51	16	1	.757	17	4	.810	Norm DeBriyn
1988	39	23	0	.629	12	9	.571	Norm DeBriyn
1989	51	16	0	.761	17	4	.810	Norm DeBriyn
1990	47	15	0	.758	16	5	.762	Norm DeBriyn
1991	40	22	0	.645	10	11	.476	Norm DeBriyn
1992	31	26	0	.544	10	13	.436	Norm DeBriyn
1993	33	26	0	.559	11	16	.407	Norm DeBriyn

Year	Overall				Conference			Coach
	W	L	T	Pct.	W	L	Pct.	
1994	30	27	0	.526	13	13	.500	Norm DeBriyn
1995	38	23	0	.623	13	15	.448	Norm DeBriyn
1996	39	20	0	.661	15	15	.500	Norm DeBriyn
1997	36	20	0	.643	15	14	.517	Norm DeBriyn
1998	38	21	0	.644	13	14	.481	Norm DeBriyn
1999	42	23	0	.646	22	8	.733	Norm DeBriyn
2000	24	30	0	.444	8	20	.286	Norm DeBriyn
2001	27	29	0	.482	11	19	.367	Norm DeBriyn
2002	35	28	0	.556	13	14	.481	Norm DeBriyn
2003	35	22	0	.614	14	16	.467	Dave Van Horn
2004	45	24	0	.652	19	11	.633	Dave Van Horn
2005	39	22	0	.639	13	17	.433	Dave Van Horn
2006	39	21	0	.650	18	12	.600	Dave Van Horn
2007	43	21	0	.672	18	12	.600	Dave Van Horn
2008	34	24	0	.586	14	15	.483	Dave Van Horn
2009	41	24	0	.631	14	15	.483	Dave Van Horn
2010	43	21	0	.672	18	12	.600	Dave Van Horn
2011	40	22	0	.645	15	15	.500	Dave Van Horn
2012	46	22	0	.676	16	14	.533	Dave Van Horn
2013	39	22	0	.639	18	11	.621	Dave Van Horn
2014	40	25	0	.615	16	14	.533	Dave Van Horn
2015	40	25	0	.615	17	12	.586	Dave Van Horn
2016	26	29	0	.473	7	23	.233	Dave Van Horn
2017	45	19	0	.703	18	11	.621	Dave Van Horn
2018	48	21	0	.696	18	12	.600	Dave Van Horn
2019	46	20	0	.697	20	10	.667	Dave Van Horn
2020	11	5	0	.688	0	0	--	Dave Van Horn

Team Records - Season

All-Time Record/Seasons:

2,253-1,409-6 (.614)/98

All-Time Conference Record/Seasons:

Southeastern Conference - 417-393 (.515)/28

Southwest Conference - 249-190 (.567)/23

Total Conference Record - 666-583 (.533)/51

Razorback All-Time Head Coaching Records

Coach	W	L	T	Pct.	Tenure (Yrs.)
None	20	18	0	.527	1897-1905 (9)
Hugo Bezdek	81	37	0	.704	1908-13 (6)
E.T. Pickering	23	12	0	.657	1914-15 (2)
T.T. McConnell	10	5	0	.667	1916 (1)
Claude Watts	8	6	0	.571	1919-20 (2)
Norman Coyle	0	6	0	.000	1922 (0)
Francis Schmidt	38	64	0	.373	1923-29 (7)
Deke Brackett	23	22	0	.511	1947-49 (3)
Bill Ferrell	139	149	0	.483	1950-65 (16)
Wayne Robbins	50	51	0	.495	1966-69 (4)
Norm DeBriyn	1,161	650	6	.640	1970-2002 (33)
Dave Van Horn	700	381	0	.648	2003-Present (18)
Totals	2,253	1,409	6	.614	



SEC legend Norm DeBriyn and current head coach Dave Van Horn have combined for 1,850 of Arkansas' total wins in program history.

|| RECORD BY DATE



February

Day	W-L	Win %	Home	Away	Neu.
2	1-0	1.000	0-0	1-0	0-0
3	0-1	.000	0-0	0-1	0-0
4	2-0	1.000	1-0	1-0	0-0
5	1-0	1.000	1-0	0-0	0-0
6	1-0	1.000	1-0	0-0	0-0
7	1-0	1.000	1-0	0-0	0-0
8	0-0	.000	0-0	0-0	0-0
9	2-3	.400	1-0	1-3	0-0
10	4-3	.571	1-0	2-3	1-0
11	10-1	.909	5-0	4-1	1-0
12	5-2	.714	4-0	0-2	1-0
13	7-3	.700	5-1	2-1	0-1
14	12-1	.857	9-0	2-0-1	1-1
15	12-3	.800	9-1	2-1	1-1
16	14-4	.778	12-1	2-2	0-1
17	18-2	.900	13-1	3-1	1-0
18	16-3	.842	12-2	2-1	2-0
19	17-5	.773	16-2	1-3	0-0
20	14-4	.778	12-2	2-0	0-2
21	19-2	.905	14-2	3-0	2-0
22	21-5	.808	20-2	1-2	0-1
23	19-5	.792	18-2	1-2	0-1
24	16-5	.762	14-4	2-1	0-0
25	22-6	.786	21-2	0-4	1-0
26	12-8	.600	10-4	1-3	1-1
27	19-7	.731	16-3	2-2	1-2
28	18-6	.750	10-0	2-2	6-4
29	7-2	.778	3-0	1-1	3-1
Totals	289-81-1	.779	229-29	38-36-1	22-16

March

Day	W-L	Win %	Home	Away	Neu.
1	20-13	.606	12-5	3-5	5-3
2	26-9	.743	18-3	3-3	5-3
3	11-11	.500	7-4	1-3	3-4
4	22-6	.786	16-2	3-3	3-1
5	22-6	.786	18-2	4-4	0-0
6	21-10	.677	15-6	4-3	2-1
7	17-9	.654	16-2	0-5	1-2
8	23-5-1	.793	21-2-1	1-3	1-0
9	20-17	.541	18-10	2-7	0-0
10	33-6	.846	28-4	5-2	0-0
11	21-6	.778	19-3	2-3	0-0
12	16-12-1	.552	14-6-1	1-6	1-0
13	29-5	.853	26-2	3-1	0-2
14	26-9	.743	22-2	1-7	3-0
15	23-14	.622	21-6	0-7	2-1
16	30-4	.882	22-1	7-2	1-1
17	31-12	.721	20-5	7-7	4-0
18	20-12	.625	11-6	8-5	1-1
19	22-14-1	.595	13-2-1	8-10	1-2
20	21-13	.618	10-3	10-9	1-1
21	28-13	.683	18-5	10-8	0-0
22	26-13	.667	15-6	10-7	1-0
23	24-14	.632	14-3	10-11	0-0
24	16-12	.571	7-6	9-5	0-1
25	31-13	.705	25-6	4-8	1-0
26	22-13-1	.611	17-9-1	4-3	1-1
27	27-13	.675	19-5	6-3	1-6
28	21-14	.600	14-5	6-4	1-5
29	13-19	.406	9-6	4-11	0-2
30	15-16	.484	11-5	4-11	0-0
31	26-10	.722	14-6	10-4	2-0
Totals	702-344-4	.669	511-138-4	148-168	42-39

April

Day	W-L	Win %	Home	Away	Neu.
1	21-15	.583	11-3	10-10	0-2
2	15-15	.500	5-7	10-7	0-1
3	23-10	.697	12-2	11-7	0-1
4	19-17	.528	10-10	9-7	0-0
5	25-13	.658	18-3	7-10	0-0
6	20-16	.556	15-10	5-6	0-0
7	24-7	.774	18-3	6-4	0-0
8	23-13	.639	20-9	3-4	0-0
9	24-10	.706	19-4	5-6	0-0
10	14-15	.483	9-8	5-7	0-0
11	21-12	.636	11-4	9-9	0-0
12	13-18	.419	9-4	4-14	0-0
13	24-12	.667	17-6	7-6	0-0
14	23-14	.622	17-8	5-6	1-0
15	26-11	.703	18-3	8-8	0-0
16	17-14	.548	9-5	8-9	0-0
17	22-10	.688	14-2	8-8	0-0
18	21-12	.636	13-1	8-11	0-0
19	24-14	.632	8-6	16-7	0-1
20	20-15	.571	16-4	2-11	2-0
21	20-19	.513	14-5	5-14	1-0
22	14-15	.483	3-4	11-11	0-0
23	21-16	.568	13-5	8-10	0-1
24	20-12	.625	9-7	11-3	0-2
25	15-15	.500	7-2	6-13	2-0
26	15-16	.484	9-5	6-10	0-1
27	23-15	.605	7-4	15-11	1-0
28	17-11	.607	10-4	7-6	0-1
29	22-6	.786	15-1	6-3	1-2
30	22-9	.710	16-4	6-4	0-1
Totals	607-398	.604	371-143	228-242	8-13

May

Day	W-L	Win %	Home	Away	Neu.
1	10-13	.435	6-11	3-2	1-0
2	12-15	.444	9-9	3-6	0-0
3	13-7	.650	8-3	5-4	0-0
4	13-13	.500	10-7	3-6	0-0
5	12-8	.600	6-5	6-3	0-0
6	13-6	.684	11-3	2-3	0-0
7	11-7	.611	6-1	5-6	0-0
8	8-15	.348	5-3	3-10	0-2
9	12-8	.600	7-1	3-7	2-0
10	10-9	.526	7-3	3-5	0-1
11	11-9	.550	7-4	3-5	1-0
12	18-5	.783	7-1	10-2	1-2
13	8-13	.381	3-4	2-7	3-2
14	9-14	.391	3-5	3-7	3-2
15	14-13	.519	4-5	7-4	3-4
16	7-11	.389	0-3	5-7	2-1
17	12-5	.706	5-2	4-2	3-1
18	6-10	.375	3-2	2-7	1-1
19	9-8	.529	4-2	1-4	4-2
20	6-9	.400	1-3	1-2	4-4
21	7-8	.467	4-2	1-1	2-5
22	11-8	.579	0-2	3-1	8-5
23	8-9	.471	1-0	0-0	7-9
24	3-7	.300	0-0	0-0	3-7
25	4-7	.364	0-0	1-0	3-7
26	7-6	.538	0-0	0-1	7-5
27	4-6	.400	0-0	0-0	4-6
28	3-5	.429	1-0	0-1	2-4
29	4-3	.571	1-2	0-0	3-1
30	3-3	.500	1-0	1-0	1-3
31	7-4	.636	1-0	0-2	6-2
Totals	275-264	.510	121-83	80-106	74-76

June

Day	W-L	Win %	Home	Away	Neu.
1	8-1	.889	3-0	0-1	5-0
2	6-4	.600	3-2	1-1	2-1
3	6-5	.545	3-2	0-0	3-3
4	6-2	.750	3-2	1-0	2-0
5	6-4	.600	3-2	1-2	2-0
6	4-5	.444	2-2	1-1	1-2
7	3-0	1.000	2-0	1-0	0-0
8	1-3	.250	1-0	0-1	0-2
9	1-3	.250	1-1	0-2	0-0
10	2-1	.667	1-1	1-0	0-0
11	3-0	1.000	2-0	1-0	0-0
12	1-1	.500	1-0	0-1	0-0
13	1-2	.333	0-0	0-1	1-1
14	0-0	.000	0-0	0-0	0-0
15	0-3	.000	0-0	0-0	0-3
16	1-0	1.000	0-0	0-0	1-0
17	2-1	.667	0-0	0-0	2-1
18	1-1	.500	0-0	0-0	1-1
19	0-2	.000	0-0	0-0	0-2
20	1-0	1.000	0-0	0-0	1-0
21	0-1	.000	0-0	0-0	0-1
22	1-1	.500	0-0	0-0	1-1
23	0-0	.000	0-0	0-0	0-0
24	0-0	.000	0-0	0-0	0-0
25	0-0	.000	0-0	0-0	0-0
26	1-0	1.000	0-0	0-0	1-0
27	0-1	.000	0-0	0-0	0-1
28	0-1	.000	0-0	0-0	0-1
Totals	56-41	.577	26-11	7-10	23-21

*Bold indicates 2020 game date



Chad Spanberger hit nine home runs and drove in 18 runs during May of 2017, propelling Arkansas to host an NCAA Regional.

HISTORY AND RECORDS



Tim Carver got off to a red hot start in 2012, hitting .462 in February with 12 hits, eight runs scored and nine RBIs.



Haas Pratt caught fire in April of 2004, hitting .351 with 27 hits, nine doubles and 21 RBIs to spark a CWS run.



Joe Serrano had a June to remember in 2012, hitting .444 with 12 hits to lead Arkansas to the CWS.

Year	G	AB	R	H	Avg.	2B	3B	HR	RBI	TB	Slg.%	BB	HBP	SO	SB	SF	SH	E
1968	24	739	146	215	.291	41	9	8	124	290	.403	125	10	118	37	-	17	-
1969	28	841	171	252	.300	44	7	23	145	379	.451	127	-	141	38	-	-	-
1970	32	890	193	247	.278	31	13	14	142	346	.389	138	7	154	49	-	30	-
1971	41	1166	221	320	.274	53	22	17	180	468	.401	142	12	183	66	-	30	-
1972	34	963	140	242	.251	32	16	11	116	339	.352	100	7	173	33	-	25	-
1973	28	777	167	240	.309	31	7	18	140	339	.436	124	8	117	50	-	11	-
1974	43	1256	209	335	.266	49	7	27	175	456	.363	157	12	216	42	-	28	55
1975	42	1193	186	297	.249	49	16	4	143	400	.335	169	17	183	51	-	24	75
1976	47	1382	226	379	.274	55	16	21	195	529	.383	194	9	194	72	-	42	-
1977	51	1459	225	356	.244	51	14	20	194	495	.339	191	20	246	79	13	14	-
1978	44	1288	235	347	.269	52	21	22	194	507	.394	224	13	173	89	14	11	60
1979	64	1978	393	600	.303	115	40	47	351	936	.473	246	22	245	75	28	23	91
1980	66	2023	408	624	.308	107	35	57	357	972	.480	221	14	268	78	22	11	108
1981	52	1707	398	533	.312	96	25	38	351	793	.465	236	9	251	69	26	22	73
1982	57	1681	349	525	.312	69	26	21	286	709	.422	223	13	218	142	30	45	74
1983	65	2079	437	618	.297	112	38	31	367	899	.432	290	28	345	155	26	20	115
1984	56	1775	439	593	.334	100	34	45	373	896	.504	247	32	230	103	30	25	88
1985	66	2192	543	704	.321	139	34	74	470	1133	.517	361	25	356	95	24	25	90
1986	60	1988	457	613	.308	123	33	54	416	964	.485	279	25	303	77	40	26	84
1987	68	2273	575	740	.326	172	38	70	498	1198	.527	355	23	348	123	31	44	96
1988	62	2019	482	610	.302	125	29	64	417	985	.488	301	31	309	100	32	28	67
1989	67	2233	466	686	.307	142	35	38	405	1012	.453	290	32	327	115	37	30	64
1990	62	1995	437	548	.325	115	34	46	394	969	.486	309	39	276	117	19	28	75
1991	62	1979	392	547	.276	103	31	37	329	823	.416	237	45	289	73	37	34	79
1992	57	1878	399	542	.289	101	30	29	347	790	.421	280	40	331	112	29	38	64
1993	59	1917	379	548	.286	106	34	26	326	797	.416	261	32	335	115	20	35	84
1994	57	2094	420	629	.300	119	38	36	357	932	.445	234	35	400	119	25	30	110
1995	61	2110	407	642	.304	106	34	34	342	918	.435	196	49	352	133	42	45	99
1996	59	2123	477	655	.313	127	31	38	420	968	.456	252	61	323	94	21	21	109
1997	56	2118	589	723	.341	168	29	80	525	1189	.561	236	50	355	90	27	14	91
1998	59	2110	498	666	.316	142	13	71	459	1047	.496	251	68	374	64	31	25	87
1999	65	2339	529	705	.301	153	7	84	473	1124	.481	325	90	441	136	27	33	88
2000	54	1904	381	550	.289	119	12	35	332	798	.419	229	72	358	66	26	32	101
2001	56	1954	353	570	.292	105	15	45	318	840	.430	207	61	357	73	19	32	101
2002	63	2187	399	608	.278	104	15	51	354	895	.409	241	89	462	63	21	37	80
2003	57	1994	377	574	.288	125	14	53	347	886	.444	206	94	370	43	16	38	89
2004	69	2402	446	697	.290	126	11	53	389	1004	.418	304	68	451	112	34	48	111
2005	61	2119	400	643	.303	133	10	53	368	955	.451	214	74	386	108	32	33	87
2006	60	2057	380	584	.284	118	11	64	336	916	.445	272	58	454	82	19	39	90
2007	64	2203	481	634	.288	135	7	75	433	1008	.458	288	107	482	68	34	38	85
2008	58	2004	418	582	.290	106	11	77	373	941	.470	270	59	439	61	21	40	75
2009	65	2207	412	603	.273	112	13	80	373	981	.444	279	59	518	67	15	43	82
2010	64	2276	481	697	.306	130	11	92	449	1125	.494	261	93	423	73	25	23	87
2011	62	2015	324	544	.270	100	16	38	293	790	.392	198	59	441	122	29	56	76
2012	68	2247	351	608	.271	119	9	39	319	862	.384	245	62	445	68	31	48	80
2013	61	2015	298	524	.260	75	12	27	270	704	.349	242	36	378	49	27	52	87
2014	65	2101	323	552	.263	92	9	28	294	746	.355	219	85	397	56	36	54	73
2015	65	2164	387	623	.288	107	18	53	343	925	.427	273	57	418	55	31	29	63
2016	55	1870	324	515	.275	90	13	49	288	778	.416	222	39	413	40	24	26	63
2017	64	2194	422	627	.286	97	13	83	385	999	.455	258	63	463	27	24	25	55
2018	69	2347	482	695	.296	115	5	98	452	1114	.475	324	69	511	39	42	21	68
2019	66	2279	491	679	.298	142	15	88	458	1115	.489	321	56	581	81	30	27	67
2020	16	565	118	175	.310	33	2	21	111	275	.487	78	15	146	17	7	4	15


Numbers in **Bold** indicate school records



Rodney Nye set the then-school record for at-bats in a single season with 269 in 1999 when he hit .320 with 11 home runs.



Eric Hinske cracked 30 home runs and 91 extra-base hits at Arkansas and continued his success in his 16-year MLB playing career.



Andy Wilkins hit 15 home runs in 2010 and played a large part in the Razorbacks setting a then-single-season record with 92 home runs.

|| YEAR-BY-YEAR PITCHING



Year	G	W-L	Pct.	IP	H	R	ER	ERA	BB	SO	CG	SHO	SV
1967	29	15-14	.517	213.1	215	143	109	4.60	137	214	13	2	-
1968	24	13-11	.541	-	-	-	-	-	-	-	-	1	-
1969	28	18-10	.643	210.0	166	95	70	3.00	114	200	13	3	-
1970	32	19-13	.594	228.0	239	132	94	3.71	106	210	15	5	-
1971	41	23-17	.561	298.0	261	157	98	2.96	108	262	-	4	-
1972	34	16-18	.471	248.0	221	137	100	3.63	110	227	13	5	-
1973	31	23-7	.758	204.0	197	105	72	3.18	107	175	18	5	-
1974	43	22-21	.512	330.2	341	287	162	4.41	174	281	29	3	-
1975	42	20-22	.476	310.1	317	188	139	4.03	206	231	11	3	-
1976	47	31-15	.674	361.1	314	147	110	2.74	131	254	27	9	-
1977	51	33-18	.647	390.1	303	153	123	2.84	170	308	14	13	-
1978	44	31-13	.705	343.1	282	178	132	3.46	190	320	11	9	6
1979	64	49-15	.766	503.0	401	215	169	3.02	275	341	32	9	7
1980	66	44-22	.667	500.2	450	286	209	3.76	287	340	34	9	5
1981	52	31-21	.596	414.1	389	255	205	4.45	235	265	21	5	4
1982	57	40-15	.603	447.1	335	201	149	3.00	254	349	30	6	4
1983	65	44-21	.698	526.2	527	322	240	4.10	238	286	10	4	11
1984	56	40-16	.714	444.2	430	253	199	4.03	224	312	16	5	12
1985	66	51-15	.773	546.1	567	332	277	4.56	290	361	14	5	14
1986	60	43-17	.717	501.0	447	250	205	3.68	242	358	14	8	10
1987	68	51-16	.757	567.1	590	344	281	4.46	315	496	7	5	16
1988	62	39-23	.629	508.2	489	348	307	5.43	314	401	14	5	9
1989	67	51-16	.761	576.0	504	255	216	3.38	249	495	12	6	17
1990	62	47-15	.758	520.0	513	255	210	3.63	208	390	10	2	15
1991	62	40-22	.645	518.2	472	268	207	3.59	240	387	3	3	13
1992	57	31-26	.544	481.2	539	353	316	5.90	226	317	15	5	3
1993	59	33-26	.559	500.1	501	288	239	4.30	222	432	6	2	9
1994	57	30-27	.526	517.1	562	355	290	5.05	295	377	7	3	9
1995	61	38-23	.623	536.1	547	337	283	4.75	264	506	10	2	15
1996	59	39-20	.661	522.0	504	305	243	4.19	206	434	10	3	12
1997	56	36-20	.643	491.0	581	405	338	6.20	248	414	3	1	9
1998	59	38-21	.644	520.1	551	366	305	5.28	208	480	4	2	14
1999	65	42-23	.646	578.0	579	397	329	5.12	297	554	6	0	11
2000	54	24-30	.444	476.1	568	416	332	6.27	263	365	1	1	12
2001	56	27-29	.482	490.2	490	325	253	4.64	209	403	2	3	10
2002	63	35-28	.556	565.0	624	336	277	4.41	181	378	2	2	14
2003	57	35-22	.614	513.2	557	293	233	4.08	111	383	3	0	10
2004	69	45-24	.652	621.1	686	339	267	3.87	186	448	3	1	16
2005	61	39-22	.639	540.1	552	300	243	4.05	196	371	3	2	13
2006	60	39-21	.650	536.0	519	273	217	3.64	169	453	1	1	19
2007	64	43-21	.672	569.0	532	294	249	3.94	219	565	7	5	12
2008	58	34-24	.586	518.0	550	344	283	4.92	220	445	2	1	9
2009	65	41-24	.631	580.0	595	363	301	4.67	245	511	1	4	16
2010	64	43-21	.672	574.2	558	297	251	3.93	189	551	2	2	13
2011	62	40-22	.645	542.2	474	222	193	3.20	204	447	2	6	20
2012	68	46-22	.676	613.0	513	231	193	2.83	224	534	0	10	17
2013	61	39-22	.639	547.1	413	166	115	1.89	195	477	1	8	19
2014	65	40-25	.615	575.1	440	206	168	2.63	210	435	6	10	14
2015	65	40-25	.615	570.2	543	304	259	4.08	282	484	2	5	15
2016	55	26-29	.473	484.0	503	317	269	5.00	238	452	2	4	9
2017	64	45-19	.703	564.0	486	254	226	3.61	207	619	2	7	14
2018	69	48-21	.696	603.1	530	290	238	3.55	228	619	0	6	26
2019	66	46-20	.697	581.2	485	288	252	3.90	238	615	0	5	15
2020	16	11-5	.688	142.0	129	71	38	3.68	51	143	0	1	3


Numbers in **Bold** indicate school records



Cliff Lee posted a 4-3 record in 2000 with the Razorbacks and went on to win the American League Cy Young Award in 2008.



Arkansas set a single-season record with 619 strikeouts in 2017 and then went 14-0 in 2018, setting the wins record. He was the only pitcher in the nation with a 14-0 record and became the second Arkansas pitcher to go undefeated throughout a season.



Matt Carnes recorded 301 strikeouts and 24 wins during his three-year career out of Miami (Okla.) High School.

HISTORY AND RECORDS



HITTING (Min. 2.5 AB per game)

Batting Average

Table with columns: Year, AVG, Player. Lists batting averages from 1952 to 2010, with 2010 being the highest at .429 (Zack Cox).

At Bats

Table with columns: Year, AB, Player. Lists at-bats from 1967 to 1993, with 1993 being the highest at 212 (Allen Williams).

Table with columns: Year, Hits, Player. Lists hits from 1994 to 2010, with 2010 being the highest at 283 (Casey Martin).

Runs

Table with columns: Year, Runs, Player. Lists runs from 1967 to 2010, with 1997 being the highest at 87 (Eric Hinske).

Hits

Table with columns: Year, Hits, Player. Lists hits from 1967 to 1982, with 1982 being the highest at 65 (Keith Longoria).

Table with columns: Year, RBI, Player. Lists RBI from 1983 to 2010, with 2010 being the highest at 102 (Zack Cox).

RBI

Table with columns: Year, RBI, Player. Lists RBI from 1967 to 2010, with 2010 being the highest at 102 (Zack Cox).

Doubles

Table with columns: Year, 2B, Player. Lists doubles from 1967 to 2010, with 1987 being the highest at 28 (Jim Kremers).

Triples

Table with columns: Year, 3B, Player. Lists triples from 1967 to 1998, with 1979 being the highest at 12 (Johnny Ray).

HISTORY AND RECORDS

|| YEAR-BY-YEAR LEADERS



1999	3	Jack Welsh
2000	3	Jeff Hoefler
	3	Kyle Washburn
2001	2	Ryan Fox
	2	Kyle Washburn
	2	Andrew Wisny
2002	8	Kirk McConnell
2003	3	Scott Bridges
	3	Clay Goodwin
2004	3	Jake Dugger
	3	Scott Hode
2005	2	Clay Goodwin
	2	Casey Rowlett
2006	3	Craig Gentry
2007	2	Logan Forsythe
	2	Brad Secrist
2008	3	Ben Tschepikow
2009	4	Ben Tschepikow
2010	4	Collin Kuhn
2011	4	Kyle Robinson
2012	3	Derrick Bleeker
	3	Jacob Morris
2013	5	Brian Anderson
2014	3	Brian Anderson
2015	6	Bobby Wernes
2016	3	Jake Arledge
2017	4	Jax Biggers
2018	2	Carson Shaddy
2019	4	Jack Kenley
	4	Casey Martin
2020	1	Christian Franklin
	1	Casey Opitz

Home Runs

Year	HR	Player
1967	4	Bill Brill
1968	3	Randy Marshall
1969	8	Mike Pryor
1970	3	Bill Dorothy
	3	Mark Jones
	3	H.A. Scott
1971	6	Greg Palka
	6	H.A. Scott
1972	4	Barton Rhoades
1973	4	Mike Kirkland
1974	5	John Jenkins
1975	1	James Andree
	1	Jeff Hemm
	1	Dennis Lundquist
	1	Doug Pogue
1976	5	Bill Montgomery
1977	6	Marc Brumble
1978	6	Tim Lollar
1979	8	John Hennell
	8	Kevin McReynolds
1980	17	Kevin McReynolds
1981	10	Reggie Thomas
1982	6	Gary Jones
1983	6	Mike Robinson
1984	8	Jeff King
	8	Tony Laird
1985	17	Jeff King
1986	17	Jeff King
1987	18	Andy Skeels
1988	13	Greg D'Alexander
1989	9	Troy Eklund
1990	14	Greg D'Alexander
1991	7	Kirk Piskor
1992	10	Scott Epps
1993	7	Allen Williams
1994	6	Steve Taft
	6	Allen Williams
1995	12	Kit Pellow
1996	9	Kenderick Moore
1997	24	Ryan Lundquist
1998	15	Rodney Nye
1999	20	Rodney Nye
2000	9	Brian Kirby
2001	9	Michael Conner
	9	Brian Kirby
2002	17	Michael Conner
2003	19	Ryan Fox
2004	8	Jake Dugger
	8	Danny Hamblin
	8	Haas Pratt
2005	10	Danny Hamblin
2006	17	Danny Hamblin
2007	22	Danny Hamblin
2008	14	Aaron Murphree
2009	19	Andy Wilkins
2010	22	Brett Eibner
2011	10	Kyle Robinson
2012	7	Matt Reynolds
2013	4	Brian Anderson
	4	Tyler Spoon
2014	9	Eric Fisher
2015	20	Andrew Benintendi
2016	8	Carson Shaddy
	8	Michael Bernal
	8	Luke Bonfield
2017	20	Chad Spanberger
2018	14	Heston Kjerstad
	14	Casey Martin
2019	17	Heston Kjerstad
2020	6	Heston Kjerstad

Stolen Bases

Year	SB	Player
1967	6	Terry Baker
1968	12	Fredy Washington
1969	10	Mike Pryor
1970	16	David Marshall
1971	15	H.A. Scott
1972	6	Keith Cochran
	6	Stan Ley
	6	Bruce Mitchell
	6	Thurman Smith
1973	10	Thurman Smith
1974	9	James Andree
1975	18	Wally Erwin
1976	13	Michael Watson
1977	17	Hank Thompson
1978	24	Shaun Lacey
1979	19	Larry Wallace
1980	20	Todd Zacher
1981	20	Don Carter
	20	Todd Zacher
	35	Gary Jones
1983	42	Scott Loseke
1984	27	Jim Ward
1985	15	Mike Loggins
1986	17	Darin Hernandez
1987	26	Dan Campbell
1988	20	Scott Pose
1989	28	Scott Pose
1990	26	Mark Johnson
1991	23	Mark Johnson
1992	29	Allen Williams
1993	18	Allen Williams
1994	24	Kenderick Moore
1995	32	Jeff Parsons
1996	29	Kenderick Moore
1997	21	Jason McConnell
1998	19	Eric Hinske
1999	35	Joe Jester
2000	19	Jack Welsh
2001	13	Michael Conner
2002	13	Scott Bridges
2003	13	Scott Bridges
2004	24	Scott Bridges
2005	22	Scott Bridges
2006	16	Craig Gentry
2007	18	Logan Forsythe
2008	11	Logan Forsythe
2009	17	Ben Tschepikow
2010	17	Collin Kuhn
2011	24	Tim Carver
2012	16	Matt Reynolds
2013	8	Matt Vinson
2014	17	Andrew Benintendi
2015	24	Andrew Benintendi
2016	7	Jake Arledge
2017	7	Jake Arledge
2018	8	Casey Martin
2019	19	Trevor Ezell
2020	6	Casey Martin

PITCHING (min. 20% team games)

Victories

Year	Wins	Player
1967	8	Butch Hopkins
1968	3	Joe Fair
	3	Stephan Reagan
1969	7	Jerry Blackwood
1970	6	Terry Verhage
	6	Bill Wyles
1971	7	Terry Verhage
1972	6	Larry Paulsen
1973	5	Tim Brewer
	5	Larry Paulsen
1974	5	Gerald Hannahs
	5	Dennis Pugh
1975	5	Warren Hemm
	5	Richard Miller
1976	8	Warren Hemm
1977	8	Mark McClain
1978	6	Tim Lollar
1979	13	Rich Erwin
1980	13	Steve Krueger
1981	11	Scott Tabor
1982	7	Ed Myers
1983	10	Charlie Corbell
1984	8	Kevin Campbell
1985	11	Fred Farwell
1986	9	Steve Parker
1987	11	John Cebuhar
1988	11	Bobby Edwards
1989	10	Dennis Fletcher
	10	Mike Oquist
1990	10	Doug Bennett
1991	6	Doug Bennett
	6	Brian Cook
1992	8	Scott Brocail
1993	9	Brian Cook
1994	8	Scott Cunningham
1995	9	Alan Mahaffey
1996	10	Matt Carnes
1997	7	Matt Carnes
	7	Lance Franks
1998	10	David Walling

1999	10	David Walling
2000	4	Gary Hogan Jr.
	4	Cliff Lee
2001	4	Scott Roehl
2002	7	Charlie Isaacson
2003	8	Scott Roehl
2004	10	Charley Boyce
	10	Jay Sawatski
2005	11	Charley Boyce
2006	9	Nick Schmidt
2007	11	Nick Schmidt
2008	5	Cliff Springston
2009	9	Dallas Keuchel
2010	9	Drew Smyly
2011	10	DJ Baxendale
2012	8	DJ Baxendale
	8	Ryne Stanek
2013	10	Ryne Stanek
2014	9	Chris Oliver
2015	7	Jackson Lowery
2016	5	Dominic Taccolini
2017	8	Blaine Knight
2018	14	Blaine Knight
2019	12	Isaiah Campbell
2020	2	Connor Noland
	2	Patrick Wicklander

ERA

Year	ERA	Player
1967	3.48	John Tyra
1968	not available	not available
1969	2.08	Jerry Blackwood
1970	2.67	Freddy Howard
1971	1.79	Gerald Hannahs
1972	2.23	Larry Paulsen
1973	1.91	Tim Brewer
1974	3.16	Gerald Hannahs
1975	3.28	Richard Miller
1976	2.23	Rich Erwin
1977	1.16	Bill Bakewell
1978	1.37	Bill Bakewell
1979	1.73	Steve Krueger
1980	1.40	John Stanley
1981	2.38	Scott Tabor
1982	2.59	Scott Tabor
1983	2.88	Charlie Corbell
1984	2.36	Dera Clark
1985	2.53	Tim Dietz
1986	2.30	Steve Parker
1987	2.73	Dennis Fletcher
1988	4.42	Bobby Edwards
1989	2.68	Phillip Stidham
1990	0.95	Phillip Stidham
1991	1.20	Phillip Stidham
1992	3.08	Lyle Beckemeyer
1993	2.88	Brian Cook
1994	3.08	Scott Brocail
1995	2.20	Rob Quarnstrom
1996	2.14	Brian Rogers
1997	4.52	Lance Franks
1998	2.77	Kevin Vent
1999	3.16	Charlie Isaacson
2000	4.25	Jeremy Rankin
2001	2.32	Scott Woods
2002	2.62	Scott Woods
2003	2.67	Boyd Goodner
2004	1.50	Boyd Goodner
2005	2.80	Nick Schmidt
2006	2.77	Shaun Seibert
2007	2.69	Nick Schmidt
2008	3.90	Cliff Springston
2009	2.19	Stephen Richards
2010	2.11	Christian Kowalchuk
2011	1.58	DJ Baxendale
2012	1.38	Colby Suggs
2013	1.39	Ryne Stanek
2014	0.74	Michael Gunn
2015	2.10	Zach Jackson
2016	2.98	Blaine Knight
2017	2.00	Matt Cronin
2018	2.68	Barrett Loseke
2019	1.86	Matt Cronin
2020	0.00	Zebulon Vermillion

Innings Pitched

Year	IP	Player
1967	68.2	Butch Hopkins
1968	not available	not available
1969	66.0	Butch Hopkins
1970	76.0	Terry Verhage
1971	75.0	Terry Verhage
1972	84.2	Larry Paulsen
1973	48.0	Larry Paulsen
1974	68.1	Gerald Hannahs
1975	74.0	Richard Miller
1976	90.0	Warren Hemm
1977	76.2	Mark McClain
1978	79.1	David Rhodes
1979	124.0	Rich Erwin
1980	96.0	Steve Krueger
1981	109.2	Scott Tabor
1982	80.2	Charlie Corbell
1983	115.2	Charlie Corbell
1984	86.1	Kevin Campbell
1985	120.2	Fred Farwell
1986	101.2	Kevin Campbell

1987	115.2	John Cebuhar
1988	93.2	Bobby Edwards
1989	109.0	Mike Oquist
1990	96.0	Doug Bennett
1991	60.0	Phillip Stidham
1992	92.2	Scott Brocail
1993	97.0	Brent Birch
1994	116.1	Scott Cunningham
1995	100.0	Alan Mahaffey
1996	117.0	Matt Carnes
1997	96.1	Matt Carnes
1998	103.1	David Walling
1999	121.1	David Walling
2000	65.0	Gary Hogan Jr.
2001	82.0	Charlie Isaacson
2002	90.1	Charlie Isaacson
2003	93.1	Jarrett Gardner
2004	115.1	Charley Boyce
2005	122.1	Charley Boyce
2006	116.2	Nick Schmidt
2007	124.0	Nick Schmidt
2008	87.2	Cliff Springston
2009	108.0	Dallas Keuchel
2010	103.0	Drew Smyly
2011	85.1	DJ Baxendale
2012	107.0	DJ Baxendale
2013	97.1	Ryne Stanek
2014	94.0	Trey Killian
2015	87.0	Trey Killian
	87.0	Keaton McKinney
2016	72.0	Dominic Taccolini
2017	91.0	Trevor Stephan
2018	112.1	Blaine Knight
2019	118.1	Isaiah Campbell
2020	18.0	Connor Noland

Strikeouts

Year	SO	Player
1967	91	Butch Hopkins
1968	not available	not available
1969	65	Butch Hopkins
1970	59	Terry Verhage
1971	55	Terry Verhage
1972	78	Larry Paulsen
1973	48	Larry Paulsen
1974	83	Gerald Hannahs
1975	75	Richard Miller
1976	66	Warren Hemm
1977	53	David Rhodes
1978	73	David Rhodes
1979	75	Rich Erwin
1980	74	Steve Krueger
1981	65	Scott Tabor
1982	76	Darrell Akerfelds
1983	51	Les Lancaster
1984	61	Kevin Campbell
1985	90	Fred Farwell
1986	72	Kevin Campbell
1987	106	John Cebuhar
1988	76	Bobby Edwards
1989	93	Mike Oquist
1990	86	Doug Bennett
1991	56	Matt Wagner
1992	63	Scott Brocail
1993	84	Brent Birch
1994	87	Scott Cunningham
1995	111	Matt Carnes
1996	105	Matt Carnes
1997	85	Matt Carnes
1998	128	David Walling
1999	155	David Walling
2000	77	Cliff Lee
2001	63	Charlie Isaacson
2002	62	Gary Hogan, Jr.
2003	59	Charley Boyce
2004	86	Jay Sawatski
2005	89	Nick Schmidt
2006	145	Nick Schmidt
2007	128	Jess Todd
2008	76	Justin Wells
2009	79	Mike Bolsinger
2010	114	Drew Smyly
2011	77	DJ Baxendale
2012	96	DJ Baxendale
2013	79	Ryne Stanek
2014	68	Jalen Beeks
2015	89	Zach Jackson
2016	66	Zach Jackson
2017	120	Trevor Stephan
2018	102	Blaine Knight
2019	125	Isaiah Campbell
2020	19	Connor Noland

Bold denotes Arkansas modern-era record (since 1967).



ARKANSAS VS. ALL OPPONENTS II

Opponent	G	W	L	Win%	^UA	^OPP	Home	Away	Neu.
Ablene Christian	2	2	0	1.000	15	4	2-0	0-0	0-0
Air Force	2	1	1	.500	18	2	0-0	0-0	1-1
Alabama	91	43	48	.473	500	512	24-18	16-25	3-5
Alabama A&M	2	2	0	1.000	33	2	2-0	0-0	0-0
Albany	1	1	0	1.000	9	0	1-0	0-0	0-0
Alcorn State	3	3	0	1.000	23	6	3-0	0-0	0-0
American Christian	4	1	3	.250	3	9	1-3	0-0	0-0
Appalachian State	3	3	0	1.000	27	11	3-0	0-0	0-0
Arizona	7	3	4	.429	34	31	0-0	1-2	2-2
Arizona State	11	3	8	.273	47	64	2-0	0-5	1-3
Arkansas-Pine Bluff	1	1	0	1.000	16	4	1-0	0-0	0-0
Auburn	93	46	47	.495	568	567	24-18	18-24	4-5
Baker	8	7	1	.875	65	18	7-1	0-0	0-0
Ball State	3	2	1	.667	21	10	2-1	0-0	0-0
Baylor	67	38	29	.567	388	320	22-7	14-19	2-3
Belhaven	3	2	1	.667	10	11	0-0	2-1	0-0
Benedictine	1	1	0	1.000	9	0	1-0	0-0	0-0
Binghamton	3	3	0	1.000	15	3	3-0	0-0	0-0
Bryant	5	4	1	.800	40	21	3-0	0-0	1-1
Bucknell	5	5	0	1.000	69	14	3-0	0-0	2-0
Buena Vista	22	14	8	.636	149	111	13-8	0-0	1-0
BYU	3	2	1	.667	18	7	2-0	0-0	0-1
California	9	4	5	.444	45	46	2-1	2-3	0-1
Cal Poly	1	0	1	.000	3	4	0-0	0-0	0-1
Cal State Fullerton	4	1	3	.250	26	27	0-0	0-0	1-3
Cal State Northridge	3	3	0	1.000	22	12	3-0	0-0	0-0
Carthage*	2	1	0	.750	10	3	1-0	0-0	0-0
Centenary	40	32	8	.800	363	181	20-4	12-4	0-0
Central Connecticut St.	1	1	0	1.000	11	5	1-0	0-0	0-0
Central Michigan	5	5	0	1.000	30	12	5-0	0-0	0-0
Central Missouri	9	9	0	1.000	89	38	9-0	0-0	0-0
Central Oklahoma	1	1	0	1.000	6	2	1-0	0-0	0-0
Charlotte	4	2	2	.500	25	14	1-0	0-1	1-1
Clemson	6	3	3	.500	34	40	0-1	1-2	2-0
Coastal Carolina	3	1	2	.333	16	22	1-2	0-0	0-0
Colorado	2	2	0	1.000	25	4	2-0	0-0	0-0
Creighton	15	10	5	.667	78	46	5-1	5-4	0-0
Dallas Baptist	19	12	7	.632	131	98	10-5	1-0	1-2
Dayton	2	2	0	1.000	29	1	2-0	0-0	0-0
Delaware	3	3	0	1.000	22	15	1-0	0-0	2-0
Delaware State	3	3	0	1.000	24	2	3-0	0-0	0-0
Delta State	5	2	3	.400	27	38	0-0	2-3	0-0
Drake	6	5	1	.833	39	27	5-1	0-0	0-0
Eastern Illinois	34	32	2	.941	312	85	32-2	0-0	0-0
Eastern Kentucky	1	1	0	1.000	20	13	0-0	0-0	1-0
Eastern Michigan	15	14	1	.933	104	48	7-0	0-0	7-1
East Texas Baptist	2	0	2	.000	1	6	0-0	0-2	0-0
Eckerd	1	1	0	1.000	8	2	0-0	0-0	1-0
Emporia State	13	8	5	.615	109	91	5-1	2-4	1-0
Evangel	20	20	0	1.000	166	33	12-0	8-0	0-0
Evansville	11	9	2	.818	78	42	9-2	0-0	0-0
Florida	64	32	32	.500	356	324	13-11	12-18	7-3
Florida Southern	3	2	1	.667	21	9	0-0	2-1	0-0
Florida State	6	5	1	.833	34	24	2-0	3-0	0-1
Fordham	1	0	1	.000	5	8	0-0	0-0	0-1
Fresno State	1	1	0	1.000	6	4	0-0	1-0	0-0
George Mason	2	2	0	1.000	17	10	0-0	0-0	2-0
George Washington	3	3	0	1.000	25	14	0-0	0-0	3-0
Georgia	58	34	24	.586	384	288	20-7	13-15	1-2
Georgia Tech	3	1	2	.333	9	10	0-0	0-0	1-2
Gonzaga	12	7	5	.583	61	65	6-3	0-1	1-1
Grambling State	7	7	0	1.000	72	25	7-0	0-0	0-0
Grand Canyon	4	4	0	1.000	33	13	4-0	0-0	0-0
Hawaii	8	4	4	.500	51	46	0-0	4-4	0-0
Hawaii Pacific	4	3	1	.750	31	19	0-0	3-1	0-0
Houston	65	38	27	.585	383	315	17-7	14-16	7-4
Illinois	3	3	0	1.000	33	12	2-0	0-0	1-0
Illinois-Chicago	8	7	1	.875	63	35	7-1	0-0	0-0
Illinois State	7	5	2	.714	73	41	5-2	0-0	0-0
Indiana	2	1	1	.500	8	16	1-0	0-0	0-1
Indiana State	15	11	4	.733	89	68	9-3	2-1	0-0
Iowa	2	2	0	1.000	33	10	1-0	0-0	1-0
Iowa State	11	11	0	1.000	116	34	11-0	0-0	0-0
Kansas	48	36	12	.750	352	215	33-9	3-3	0-0
Kansas State	50	30	20	.600	347	243	28-14	0-5	2-1
Kent State	4	3	1	.750	30	17	2-1	0-0	1-0
Kentucky	70	44	26	.629	493	384	23-10	19-14	2-2
Lamar	8	5	3	.625	57	46	5-1	0-0	0-2
Le Moyne	3	2	1	.667	15	13	1-0	0-0	1-1
Liberty	1	1	0	1.000	3	2	0-0	0-0	1-0
Lincoln	2	2	0	1.000	18	2	2-0	0-0	0-0
Little Rock	1	0	1	.000	7	17	0-1	0-0	0-0
Long Beach State	13	6	7	.461	73	83	4-3	2-4	0-0
Louisiana College	1	0	1	.000	5	12	0-0	0-1	0-0
Louisiana-Lafayette	5	1	4	.200	22	32	1-0	0-2	0-2
Louisiana Tech	31	25	6	.806	251	133	13-2	7-3	5-1
Loyola (La.)	2	0	2	.000	11	20	0-0	0-2	0-0
Loyola Marymount	4	2	2	.500	18	25	2-1	0-0	0-1
LSU	108	34	74	.315	521	743	18-25	12-36	4-13
Lubbock Christian	4	4	0	1.000	47	9	4-0	0-0	0-0
Luther	4	4	0	1.000	34	9	4-0	0-0	0-0
Maine	1	1	0	1.000	14	0	0-0	0-0	1-0
Maryland	1	0	1	.000	6	13	0-0	0-0	0-1
Memphis*	40	26	13	.667	240	176	12-3	11-8	2-3
Miami (Fla.)	5	0	5	.000	8	23	0-0	0-3	0-2
Miami (Ohio)	6	6	0	1.000	23	13	5-0	0-0	1-0
Mankato State	4	3	1	.750	11	11	3-1	0-0	0-0
McNeese State	9	6	3	.667	53	42	4-3	2-0	0-0
Middle Tennessee	1	1	0	1.000	10	7	0-0	0-0	1-0
Minnesota	10	7	3	.700	59	53	4-0	2-2	1-1
Mississippi College	4	2	2	.500	20	10	0-0	2-2	0-0
Mississippi State	105	49	56	.467	608	624	25-18	16-29	9-9
Miss. Valley State	10	10	0	1.000	104	10	8-0	0-0	2-0
Missouri	35	21	14	.600	199	226	11-4	9-6	1-4
Missouri Southern*	46	44	1	.967	471	145	43-0	1-1	0-0
Missouri State	81	55	26	.679	533	384	36-13	19-12	0-1
Missouri-St. Louis	2	2	0	1.000	25	4	2-0	0-0	0-0
Missouri Valley	1	1	0	1.000	7	1	1-0	0-0	0-0
Missouri Western	18	17	1	.944	157	37	17-1	0-0	0-0
Morningside	2	1	1	.500	41	17	1-1	0-0	0-0
Murray State	2	2	0	1.000	12	5	2-0	0-0	0-0

Opponent	G	W	L	Win%	^UA	^OPP	Home	Away	Neu.
Navy	2	2	0	1.000	14	5	0-0	0-0	2-0
Nebraska	21	10	11	.476	111	112	8-7	1-3	1-1
Nebraska-Kearney	2	1	1	.500	5	4	1-1	0-0	0-0
Nevada	1	1	0	1.000	10	2	1-0	0-0	0-0
New Mexico	9	7	2	.778	43	24	3-1	1-0	3-1
New Mexico State	2	2	0	1.000	16	7	0-0	1-0	1-0
New Orleans	5	3	2	.600	30	18	3-0	0-1	0-1
Nicholls State	1	0	1	.000	3	5	0-0	0-1	0-0
North Carolina	1	1	0	1.000	7	3	0-0	0-0	1-0
North Dakota	3	3	0	1.000	36	7	3-0	0-0	0-0
North Dakota State	2	2	0	1.000	20	3	2-0	0-0	0-0
Northeastern State	27	25	2	.926	219	77	25-2	0-0	0-0
Northern Colorado	8	7	1	.875	61	28	7-1	0-0	0-0
Northern Illinois	3	3	0	1.000	34	10	3-0	0-0	0-0
Northern Iowa	5	5	0	1.000	62	9	5-0	0-0	0-0
North Texas	11	11	0	1.000	110	15	11-0	0-0	0-0
Northwestern State	21	18	3	.857	161	91	10-2	5-1	3-0
Northwest Mo. State*	11	9	1	.864	79	43	9-1	0-0	0-0
Northwood Institute	1	1	0	1.000	9	1	1-0	0-0	0-0
Notre Dame	3	2	1	.667	16	13	1-0	0-0	1-1
Ohio State	1	1	0	1.000	8	6	0-0	0-0	1-0
Oklahoma	26	14	12	.538	155	129	6-2	7-9	1-1
Oklahoma Baptist	9	6	3	.667	45	40	4-2	2-1	0-0
Oklahoma Christian	1	1	0	1.000	14	4	1-0	0-0	0-0
Oklahoma City	24	23	1	.958	217	82	15-0	8-1	0-0
Oklahoma State	43	18	25	.419	245	296	9-9	7-10	2-6
Ole Miss	99	51	48	.515	582	521	24-22	21-21	6-5
Omaha	2	0	2	.000	10	15	0-2	0-0	0-0
Oral Roberts	105	70	35	.667	718	482	39-14	28-20	3-1
Oregon State	5	3	3	.500	16	19	0-0	0-0	3-3
Pacific	1	0	1	.000	3	4	0-0	0-0	0-1
Pacific Lutheran	1	1	0	1.000	8	1	0-0	0-0	1-0
Penn State	1	1	0	1.000	2	1	0-0	0-0	1-0
Pepperdine	2	1	1	.500	8	8	0-0		

|| SERIES HISTORY



ABILENE CHRISTIAN

Overall Series Record: 2-0
Record in Fayetteville, Ark.: 2-0

DATE	SITE	W/L	SCORE
4/6/71	Fayetteville, Ark.	W	4-3
4/6/71	Fayetteville, Ark.	W	11-1

AIR FORCE

Overall Series Record: 1-1
Record at Neutral Sites: 1-1

DATE	SITE	W/L	SCORE
3/26/68	San Antonio, Texas	L	1-0
2/15/02	Arlington, Texas	W	18-1

ALABAMA

Overall Series Record: 43-48
Record in Fayetteville, Ark.: 24-18
Record in Tuscaloosa, Ala.: 16-25
Record at Neutral Sites: 3-5

DATE	SITE	W/L	SCORE
5/2/92	Fayetteville, Ark.	L	11-2
5/2/92	Fayetteville, Ark.	L	4-3
5/3/92	Fayetteville, Ark.	W	7-3
5/8/93	Tuscaloosa, Ala.	L	4-2
5/8/93	Tuscaloosa, Ala.	W	8-1
5/9/93	Tuscaloosa, Ala.	L	10-1
5/6/94	Fayetteville, Ark.	W	6-5
5/7/94	Fayetteville, Ark.	W	14-6
5/8/94	Fayetteville, Ark.	W	7-3
5/5/95	Tuscaloosa, Ala.	W	12-4
5/6/95	Tuscaloosa, Ala.	W	9-3
5/7/95	Tuscaloosa, Ala.	L	7-4
5/19/95	Starkville, Miss.!	W	5-2
5/20/95	Starkville, Miss.!	L	8-7
5/3/96	Fayetteville, Ark.	W	9-3
5/4/96	Fayetteville, Ark.	L	7-3
5/5/96	Fayetteville, Ark.	L	3-2
4/25/97	Tuscaloosa, Ala.	L	11-10
4/26/97	Tuscaloosa, Ala.	L	13-2
4/3/98	Fayetteville, Ark.	W	11-8
4/4/98	Fayetteville, Ark.	L	9-1
4/5/98	Fayetteville, Ark.	L	5-3
4/23/99	Tuscaloosa, Ala.	L	8-3
4/24/99	Tuscaloosa, Ala.	L	15-8
4/25/99	Tuscaloosa, Ala.	L	9-8
5/23/99	Hoover, Ala.!	L	9-3
4/14/00	Fayetteville, Ark.	L	6-5
4/15/00	Fayetteville, Ark.	L	8-7
4/16/00	Fayetteville, Ark.	L	9-8
5/11/01	Tuscaloosa, Ala.	L	11-6
5/12/01	Tuscaloosa, Ala.	L	10-9
5/13/01	Tuscaloosa, Ala.	L	8-6
3/22/02	Fayetteville, Ark.	L	9-5
3/23/02	Fayetteville, Ark.	W	10-0
3/24/02	Fayetteville, Ark.	L	4-1
4/25/03	Tuscaloosa, Ala.	L	10-2
4/26/03	Tuscaloosa, Ala.	L	6-3
4/27/03	Tuscaloosa, Ala.	L	14-2
4/2/04	Fayetteville, Ark.	L	6-3
4/3/04	Fayetteville, Ark.	W	7-2
4/4/04	Fayetteville, Ark.	W	11-6
5/13/05	Tuscaloosa, Ala.	W	5-4
5/14/05	Tuscaloosa, Ala.	L	5-2
5/15/05	Tuscaloosa, Ala.	W	3-2
5/26/05	Hoover, Ala.!	L	5-4
5/5/06	Fayetteville, Ark.	W	4-3 (11)
5/6/06	Fayetteville, Ark.	W	13-6
5/7/06	Fayetteville, Ark.	W	5-3
5/25/06	Hoover, Ala.!	L	4-3
5/11/07	Tuscaloosa, Ala.	L	10-0
5/12/07	Tuscaloosa, Ala.	W	12-5
5/13/07	Tuscaloosa, Ala.	L	9-5
5/23/07	Hoover, Ala.!	W	6-0
5/2/08	Fayetteville, Ark.	L	11-7
5/3/08	Fayetteville, Ark.	L	11-6
5/4/08	Fayetteville, Ark.	W	5-4
5/8/09	Tuscaloosa, Ala.	L	2-1
5/9/09	Tuscaloosa, Ala.	L	8-6
5/10/09	Tuscaloosa, Ala.	L	6-5
3/26/10	Fayetteville, Ark.	W	9-8
3/27/10	Fayetteville, Ark.	W	4-3
3/28/10	Fayetteville, Ark.	W	10-5
4/1/11	Tuscaloosa, Ala.	L	5-3
4/2/11	Tuscaloosa, Ala.	L	5-3
4/3/11	Tuscaloosa, Ala.	W	4-3
5/25/11	Hoover, Ala.!	L	7-4
5/27/11	Hoover, Ala.!	W	4-1
3/16/12	Fayetteville, Ark.	W	4-3 (12)

3/17/12	Fayetteville, Ark.	W	8-4
3/18/12	Fayetteville, Ark.	W	7-4
4/4/13	Tuscaloosa, Ala.	W	3-1
4/5/13	Tuscaloosa, Ala.	W	6-0
4/6/13	Tuscaloosa, Ala.	L	5-0
3/21/14	Fayetteville, Ark.	L	17-9
3/22/14	Fayetteville, Ark.	W	2-1
3/23/14	Fayetteville, Ark.	W	1-0
4/30/15	Tuscaloosa, Ala.	W	5-1
5/1/15	Tuscaloosa, Ala.	W	8-4
5/2/15	Tuscaloosa, Ala.	W	4-0
5/13/16	Fayetteville, Ark.	L	8-6
5/14/16	Fayetteville, Ark.	L	10-4
5/15/16	Fayetteville, Ark.	L	7-4
3/31/17	Tuscaloosa, Ala.	W	7-1
4/1/17	Tuscaloosa, Ala.	L	7-1
4/2/17	Tuscaloosa, Ala.	W	8-5
4/27/18	Fayetteville, Ark.	W	7-3
4/28/18	Fayetteville, Ark.	W	7-4
4/29/18	Fayetteville, Ark.	W	9-7
3/22/19	Tuscaloosa, Ala.	W	12-3
3/23/19	Tuscaloosa, Ala.	L	10-0
3/24/19	Tuscaloosa, Ala.	W	10-2

ALABAMA A&M

Overall Series Record: 2-0
Record in Fayetteville, Ark.: 2-0

DATE	SITE	W/L	SCORE
3/12/13	Fayetteville, Ark.	W	20-2
3/13/13	Fayetteville, Ark.	W	13-0

ALBANY

Overall Series Record: 1-0
Record in Fayetteville, Ark.: 1-0

DATE	SITE	W/L	SCORE
6/1/07	Fayetteville, Ark.+	W	9-0

ALCORN STATE

Overall Series Record: 3-0
Record in Fayetteville, Ark.: 3-0

DATE	SITE	W/L	SCORE
4/16/08	Fayetteville, Ark.	W	9-1
3/14/17	Fayetteville, Ark.	W	3-2
3/15/17	Fayetteville, Ark.	W	11-3

AMERICAN CHRISTIAN

Overall Series Record: 1-3
Record in Fayetteville, Ark.: 1-3

DATE	SITE	W/L	SCORE
4/21/75	Fayetteville, Ark.	L	6-0
4/21/75	Fayetteville, Ark.	L	2-1
4/27/76	Fayetteville, Ark.	W	2-0
4/27/76	Fayetteville, Ark.	L	1-0

APPALACHIAN STATE

Overall Series Record: 3-0
Record in Fayetteville, Ark.: 3-0

DATE	SITE	W/L	SCORE
2/14/14	Fayetteville, Ark.	W	12-2
2/15/14	Fayetteville, Ark.	W	7-6
2/16/14	Fayetteville, Ark.	W	8-3

ARIZONA

Overall Series Record: 3-4
Record in Tucson, Ariz.: 1-2
Record at Neutral Sites: 2-2

DATE	SITE	W/L	SCORE
6/3/79	Omaha, Neb.+	W	10-3
2/18/88	Tucson, Ariz.	L	12-11
2/19/88	Tucson, Ariz.	L	4-3
2/20/88	Tucson, Ariz.	W	7-2
6/19/04	Omaha, Neb.+	L	7-2
3/3/17	Frisco, Texas	W	3-0
2/21/18	San Diego, Calif.	W	1-0

ARIZONA STATE

Overall Series Record: 3-8
Record in Fayetteville, Ark.: 2-0
Record in Tempe, Ariz.: 0-5
Record at Neutral Sites: 1-3

DATE	SITE	W/L	SCORE
5/29/89	Waterbury, Conn.+	W	1-0
5/21/98	Wichita, Kan.+	L	8-4
3/11/08	Tempe, Ariz.	L	6-5
3/12/08	Tempe, Ariz.	L	7-4
4/7/09	Fayetteville, Ark.	W	7-3

4/8/09	Fayetteville, Ark.	W	8-7
6/12/10	Tempe, Ariz.+	L	7-6 (12)
6/13/10	Tempe, Ariz.+	L	7-5 (12)
6/5/11	Tempe, Ariz.+	L	13-4
2/28/13	Surprise, Ariz.	L	3-2
3/2/13	Surprise, Ariz.	L	3-1

ARKANSAS-PINE BLUFF

Overall Series Record: 1-0
Record in Fayetteville, Ark.: 1-0

DATE	SITE	W/L	SCORE
4/16/19	Fayetteville, Ark.	W	16-4 (7)

AUBURN

Overall Series Record: 46-47
Record in Fayetteville, Ark.: 24-18
Record in Auburn, Ala.: 18-24
Record at Neutral Sites: 4-5

DATE	SITE	W/L	SCORE
4/11/92	Fayetteville, Ark.	W	9-7
4/11/92	Fayetteville, Ark.	W	4-1
4/12/92	Fayetteville, Ark.	L	14-4
4/17/93	Auburn, Ala.	W	8-7
4/17/93	Auburn, Ala.	L	6-1
4/18/93	Auburn, Ala.	L	8-3
5/21/93	Baton Rouge, La.!	L	3-1
4/15/94	Fayetteville, Ark.	W	7-6
4/16/94	Fayetteville, Ark.	L	6-3
4/17/94	Fayetteville, Ark.	W	10-0
5/19/94	Oxford, Miss.!	L	3-1
4/14/95	Auburn, Ala.	L	7-1
4/15/95	Auburn, Ala.	L	3-1
4/16/95	Auburn, Ala.	L	11-7
4/13/96	Fayetteville, Ark.	W	9-2
4/13/96	Fayetteville, Ark.	W	9-6
4/14/96	Fayetteville, Ark.	L	4-2
4/18/97	Auburn, Ala.	L	11-4
4/19/97	Auburn, Ala.	W	9-5
4/20/97	Auburn, Ala.	L	12-3
5/14/97	Columbus, Ga.!	L	7-3
4/10/98	Fayetteville, Ark.	L	11-2
4/11/98	Fayetteville, Ark.	L	6-5
4/12/98	Fayetteville, Ark.	W	4-2
5/17/98	Hoover, Ala.!	L	7-5
3/12/99	Auburn, Ala.	L	11-4
3/13/99	Auburn, Ala.	W	20-9
3/14/99	Auburn, Ala.	L	13-12
5/20/99	Hoover, Ala.!	L	3-2 (11)
5/22/99	Hoover, Ala.!	W	9-5
5/22/99	Hoover, Ala.!	W	9-6
3/17/00	Fayetteville, Ark.	L	11-6
3/18/00	Fayetteville, Ark.	L	10-7
3/19/00	Fayetteville, Ark.	L	21-11
4/13/01	Auburn, Ala.	L	10-1
4/14/01	Auburn, Ala.	L	11-4
4/15/01	Auburn, Ala.	L	10-5
5/17/02	Fayetteville, Ark.	W	18-5
5/18/02	Fayetteville, Ark.	L	7-3
5/19/02	Fayetteville, Ark.	W	4-1
5/23/02	Hoover, Ala.!	W	7-3
4/18/03	Auburn, Ala.	W	9-7
4/19/03	Auburn, Ala.	W	11-6
4/20/03	Auburn, Ala.	L	5-2
5/21/04	Fayetteville, Ark.	W	9-7
5/22/04	Fayetteville, Ark.	L	7-4
5/23/04	Fayetteville, Ark.	W	15-3
4/1/05	Auburn, Ala.	L	5-1
4/2/05	Auburn, Ala.	L	8-7
4/3/05	Auburn, Ala.	W	8-6
5/18/06	Fayetteville, Ark.	W	6-3
5/19/06	Fayetteville, Ark.	W	10-5
5/20/06	Fayetteville, Ark.	W	11-2
4/27/07	Auburn, Ala.	W	12-1
4/28/07	Auburn, Ala.	L	11-9
4/29/07	Auburn, Ala.	W	8-1
4/4/08	Fayetteville, Ark.	L	5-2
4/5/08	Fayetteville, Ark.	W	5-4
4/6/08	Fayetteville, Ark.	L	12-10 (10)
3/20/09	Auburn, Ala.	W	3-2
3/21/09	Auburn, Ala.	W	10-6
3/22/09	Auburn, Ala.	W	12-6
4/30/10	Fayetteville, Ark.	W	9-4
5/1/10	Fayetteville, Ark.	L	8-7
5/2/10	Fayetteville, Ark.	L	13-2
3/18/11	Auburn, Ala.	W	6-5 (11)
3/19/11	Auburn, Ala.	L	9-5
3/20/11	Auburn, Ala.	L	8-7
5/10/12	Fayetteville, Ark.	L	3-2 (10)

HISTORY AND RECORDS



5/11/12	Fayetteville, Ark.	W	5-4
5/12/12	Fayetteville, Ark.	L	12-5
5/16/13	Auburn, Ala.	L	3-0
5/17/13	Auburn, Ala.	W	1-0
5/18/13	Auburn, Ala.	L	11-6
4/25/14	Fayetteville, Ark.	L	2-1
4/26/14	Fayetteville, Ark.	W	4-3 (10)
4/26/14	Fayetteville, Ark.	L	7-2
4/3/15	Auburn, Ala.	W	10-7
4/4/15	Auburn, Ala.	L	3-2
4/5/15	Auburn, Ala.	W	6-4
3/25/16	Fayetteville, Ark.	W	3-2
3/26/16	Fayetteville, Ark.	W	14-7
3/27/16	Fayetteville, Ark.	W	3-1
4/21/17	Auburn, Ala.	L	15-2
4/22/17	Auburn, Ala.	W	7-3
4/23/17	Auburn, Ala.	L	11-6
5/25/17	Hoover, Ala.!	W	12-0 (7)
4/6/18	Fayetteville, Ark.	W	2-1
4/7/18	Fayetteville, Ark.	W	13-2
4/8/18	Fayetteville, Ark.	W	5-4
4/5/19	Auburn, Ala.	L	6-3
4/5/19	Auburn, Ala.	W	9-6 (15)
4/6/19	Auburn, Ala.	W	8-0

BAKER

Overall Series Record: 7-1
Record in Fayetteville, Ark.: 7-1

DATE	SITE	W/L	SCORE
3/17/75	Fayetteville, Ark.	W	3-2
3/17/75	Fayetteville, Ark.	L	2-0
3/10/76	Fayetteville, Ark.	W	11-0
3/11/76	Fayetteville, Ark.	W	9-7
3/7/77	Fayetteville, Ark.	W	6-0
3/7/77	Fayetteville, Ark.	W	11-1
3/13/80	Fayetteville, Ark.	W	16-2
3/13/80	Fayetteville, Ark.	W	9-4

BALL STATE

Overall Series Record: 2-1
Record in Fayetteville, Ark.: 2-1

DATE	SITE	W/L	SCORE
2/19/10	Fayetteville, Ark.	W	10-2
2/20/10	Fayetteville, Ark.	L	5-2
2/21/10	Fayetteville, Ark.	W	9-3

BAYLOR

Overall Series Record: 38-29
Record in Fayetteville, Ark.: 22-7
Record in Waco, Texas: 14-19
Record at Neutral Sites: 2-3

DATE	SITE	W/L	SCORE
4/14/60	Monroe, La.	W	8-0
4/6/61	Waco, Texas	L	16-2
4/6/61	Waco, Texas	L	5-1
4/19/62	Monroe, La.	L	5-0
3/21/66	Waco, Texas	L	13-7
3/8/74	Waco, Texas	L	7-6
3/9/74	Waco, Texas	L	7-2
3/9/74	Waco, Texas	L	9-0
3/7/75	Fayetteville, Ark.	L	11-2
3/8/75	Fayetteville, Ark.	W	5-4
3/8/75	Fayetteville, Ark.	W	7-4
4/9/76	Waco, Texas	L	5-0
4/10/76	Waco, Texas	L	2-0
4/10/76	Waco, Texas	L	5-2
4/8/77	Fayetteville, Ark.	L	5-3
4/9/77	Fayetteville, Ark.	W	5-2
4/9/77	Fayetteville, Ark.	W	6-1
3/17/78	Waco, Texas	L	12-11
3/18/78	Waco, Texas	W	7-6
3/18/78	Waco, Texas	L	9-8
5/12/78	Austin, Texas!	L	1-0
3/16/79	Fayetteville, Ark.	W	12-1
3/17/79	Fayetteville, Ark.	W	5-1
3/17/79	Fayetteville, Ark.	L	4-0
5/12/79	Austin, Texas!	W	6-1
4/18/80	Waco, Texas	L	2-1
4/19/80	Waco, Texas	W	3-2
4/19/80	Waco, Texas	W	7-6
3/20/81	Fayetteville, Ark.	W	11-3
3/21/81	Fayetteville, Ark.	W	3-1
3/21/81	Fayetteville, Ark.	W	12-0
3/19/82	Waco, Texas	W	8-2
3/20/82	Waco, Texas	W	8-7
3/20/82	Waco, Texas	L	5-4 (10)
3/11/83	Fayetteville, Ark.	W	8-5
3/12/83	Fayetteville, Ark.	W	5-3

3/12/83	Fayetteville, Ark.	L	3-2
3/16/84	Waco, Texas	W	10-9
3/17/84	Waco, Texas	L	8-7
3/17/84	Waco, Texas	W	10-3
4/26/85	Fayetteville, Ark.	L	7-6
4/27/85	Fayetteville, Ark.	W	5-4
4/27/85	Fayetteville, Ark.	L	11-8
5/17/85	Fayetteville, Ark.!	W	6-4
4/25/86	Waco, Texas	L	10-8
4/26/86	Waco, Texas	L	6-4
4/26/86	Waco, Texas	W	10-7
4/17/87	Fayetteville, Ark.	W	5-3
4/18/87	Fayetteville, Ark.	W	8-0
4/18/87	Fayetteville, Ark.	W	6-5
4/22/88	Waco, Texas	W	4-2
4/23/88	Waco, Texas	L	7-5
4/23/88	Waco, Texas	W	11-10
4/14/89	Fayetteville, Ark.	W	8-4
4/15/89	Fayetteville, Ark.	W	9-1
4/15/89	Fayetteville, Ark.	W	10-3
4/13/90	Waco, Texas	W	13-3
4/14/90	Waco, Texas	L	2-1
4/14/90	Waco, Texas	W	3-2
4/19/91	Fayetteville, Ark.	W	13-5
4/20/91	Fayetteville, Ark.	W	7-6
4/20/91	Fayetteville, Ark.	L	7-6
3/10/98	Fayetteville, Ark.	W	9-1
6/9/12	Waco, Texas+	L	8-1
6/10/12	Waco, Texas+	W	5-4
6/11/12	Waco, Texas+	W	1-0 (10)
3/1/20	Houston, Texas	L	3-2

BELHAVEN

Overall Series Record: 2-1
Record in Jackson, Miss.: 2-1

DATE	SITE	W/L	SCORE
3/25/69	Jackson, Miss.	L	7-2
3/26/69	Jackson, Miss.	W	4-2
3/27/69	Jackson, Miss.	W	4-2

BENEDICTINE

Overall Series Record: 1-0
Record in Fayetteville, Ark.: 1-0

DATE	SITE	W/L	SCORE
3/9/88	Fayetteville, Ark.	W	9-0

BINGHAMTON

Overall Series Record: 3-0
Record in Fayetteville, Ark.: 3-0

DATE	SITE	W/L	SCORE
3/9/12	Fayetteville, Ark.	W	4-0
3/10/12	Fayetteville, Ark.	W	5-3
3/11/12	Fayetteville, Ark.	W	6-0

BRYANT

Overall Series Record: 4-1
Record in Fayetteville, Ark.: 3-0
Record at Neutral Sites: 1-1

DATE	SITE	W/L	SCORE
5/31/13	Manhattan, Kan.+	L	4-1
6/2/13	Manhattan, Kan.+	W	12-3
2/24/17	Fayetteville, Ark.	W	11-8
2/25/17	Fayetteville, Ark.	W	13-7
2/26/17	Fayetteville, Ark.	W	16-6

BUCKNELL

Overall Series Record: 5-0
Record in Fayetteville, Ark.: 3-0
Record at Neutral Sites: 2-0

DATE	SITE	W/L	SCORE
5/31/03	Austin, Texas+	W	10-7
6/1/14	Charlottesville, Va.+	W	10-0
2/16/18	Fayetteville, Ark.	W	14-2
2/17/18	Fayetteville, Ark.	W	32-4
2/18/18	Fayetteville, Ark.	W	3-1

BUENA VISTA

Overall Series Record: 14-8
Record in Fayetteville, Ark.: 13-8
Record at Neutral Sites: 1-0

DATE	SITE	W/L	SCORE
1960	Fayetteville, Ark.	W	10-4
1960	Fayetteville, Ark.	L	3-1
3/27/61	Fayetteville, Ark.	L	10-6
3/29/61	Fayetteville, Ark.	W	2-0
3/26/62	Fayetteville, Ark.	L	8-4

SERIES HISTORY II

3/27/62	Fayetteville, Ark.	L	8-7
3/28/62	Fayetteville, Ark.	W	5-4
3/25/63	Fayetteville, Ark.	W	9-1
3/25/63	Fayetteville, Ark.	W	8-7
3/26/63	Fayetteville, Ark.	W	11-10
3/23/64	Fayetteville, Ark.	L	6-5
3/24/64	Fayetteville, Ark.	L	16-13
3/31/66	Fayetteville, Ark.	L	3-0
4/1/66	Fayetteville, Ark.	W	16-13
3/21/67	Fayetteville, Ark.	W	6-1
3/21/67	Fayetteville, Ark.	W	4-3
3/22/67	Fayetteville, Ark.	L	6-3
4/1/69	Fayetteville, Ark.	W	16-4
4/1/69	Fayetteville, Ark.	W	14-1
3/25/71	Fayetteville, Ark.	W	5-1
3/25/71	Fayetteville, Ark.	W	3-2
3/31/72	Tulsa, Okla.	W	1-0

BYU

Overall Series Record: 2-1
Record in Fayetteville, Ark.: 2-0
Record at Neutral Sites: 0-1

DATE	SITE	W/L	SCORE
3/13/90	Fresno, Calif.	L	6-5
2/28/12	Fayetteville, Ark.	W	5-0
2/29/12	Fayetteville, Ark.	W	8-1

CALIFORNIA

Overall Series Record: 4-5
Record in Fayetteville, Ark.: 2-1
Record in Berkeley, Calif.: 2-3
Record at Neutral Sites: 0-1

DATE	SITE	W/L	SCORE
5/24/80	Tulsa, Okla.+	L	7-1
3/6/09	Fayetteville, Ark.	W	5-4 (10)
3/7/09	Fayetteville, Ark.	L	12-6
3/8/09	Fayetteville, Ark.	W	13-3
3/5/10	Berkeley, Calif.	W	7-3
3/6/10	Berkeley, Calif.	W	9-5
3/7/10	Berkeley, Calif.	L	6-0
3/9/14	Berkeley, Calif.	L	4-3
3/9/14	Berkeley, Calif.	L	2-1

CAL POLY

Overall Series Record: 0-1
Record at Neutral Sites: 0-1

DATE	SITE	W/L	SCORE
2/23/18	San Diego, Calif.	L	4-3

CAL STATE FULLERTON

Overall Series Record: 1-3
Record at Neutral Sites: 1-3

DATE	SITE	W/L	SCORE
6/6/79	Omaha, Neb.+	L	13-10
6/8/79	Omaha, Neb.+	L	2-1
3/7/93	Minneapolis, Minn.	L	6-5
6/13/09	Omaha, Neb.+	W	10-6

CAL STATE NORTHRIDGE

Overall Series Record: 3-0
Record in Fayetteville, Ark.: 3-0

DATE	SITE	W/L	SCORE
3/10/06	Fayetteville, Ark.	W	6-5
3/11/06	Fayetteville, Ark.	W	8-1
3/12/06	Fayetteville, Ark.	W	8-6

CARTHAGE

Overall Series Record: 1-0-1
Record in Fayetteville, Ark.: 1-0-1

DATE	SITE	W/L	SCORE
1971	Fayetteville, Ark.	W	8-1
1971	Fayetteville, Ark.	T	2-2

CENTENARY

Overall Series Record: 32-8
Record in Fayetteville, Ark.: 20-4
Record in Shreveport, La.: 12-4

DATE	SITE	W/L	SCORE
1960	Shreveport, La.	L	13-12
1960	Shreveport, La.	L	3-2
4/14/61	Fayetteville, Ark.	W	10-2
4/27/62	Shreveport, La.	W	6-2
4/28/62	Shreveport, La.	W	7-2
4/8/63	Fayetteville, Ark.	L	7-6
4/9/63	Fayetteville, Ark.	W	3-2
4/3/64	Shreveport, La.	W	8-4

II SERIES HISTORY



DATE	SITE	W/L	SCORE
4/4/64	Shreveport, La.	L	8-7
4/10/65	Fayetteville, Ark.	L	10-7
4/10/65	Fayetteville, Ark.	L	8-4
4/16/66	Shreveport, La.	W	4-2
4/16/66	Shreveport, La.	W	3-2
4/1/80	Fayetteville, Ark.	W	2-1
4/1/80	Fayetteville, Ark.	W	7-5
3/20/88	Shreveport, La.	W	12-2
4/8/90	Fayetteville, Ark.	W	9-5
3/17/91	Shreveport, La.	W	7-3
4/21/92	Fayetteville, Ark.	W	9-8 (10)
3/5/94	Fayetteville, Ark.	W	11-5
3/6/94	Fayetteville, Ark.	W	13-1
3/31/99	Fayetteville, Ark.	W	18-2
2/29/00	Fayetteville, Ark.	W	7-6 (10)
3/1/00	Fayetteville, Ark.	W	21-9
3/21/01	Shreveport, La.	W	5-0
3/26/02	Fayetteville, Ark.	W	16-4
3/27/02	Fayetteville, Ark.	W	10-2
3/19/03	Shreveport, La.	W	14-9
3/16/04	Fayetteville, Ark.	W	10-9
3/17/04	Fayetteville, Ark.	W	15-3
3/22/05	Shreveport, La.	W	10-1
3/23/05	Shreveport, La.	W	14-1
3/21/06	Fayetteville, Ark.	W	10-2
3/22/06	Fayetteville, Ark.	W	8-5
3/21/07	Shreveport, La.	W	16-14
3/25/08	Fayetteville, Ark.	W	9-0
3/26/08	Fayetteville, Ark.	L	5-1
3/10/09	Shreveport, La.	L	8-3
3/30/10	Fayetteville, Ark.	W	18-2
3/31/10	Fayetteville, Ark.	W	9-4

CENTRAL CONNECTICUT STATE

Overall Series Record: 1-0
Record in Fayetteville, Ark.: 1-0

DATE	SITE	W/L	SCORE
5/31/19	Fayetteville, Ark.+	W	11-5

CENTRAL MICHIGAN

Overall Series Record: 5-0
Record in Fayetteville, Ark.: 5-0

DATE	SITE	W/L	SCORE
3/24/98	Fayetteville, Ark.	W	4-2
3/25/98	Fayetteville, Ark.	W	7-2
2/19/16	Fayetteville, Ark.	W	6-1
2/20/16	Fayetteville, Ark.	W	9-4
2/21/16	Fayetteville, Ark.	W	4-3

CENTRAL MISSOURI

Overall Series Record: 9-0
Record in Fayetteville, Ark.: 9-0

DATE	SITE	W/L	SCORE
4/29/64	Fayetteville, Ark.	W	7-5
4/29/64	Fayetteville, Ark.	W	10-9
3/15/83	Fayetteville, Ark.	W	7-5
3/15/83	Fayetteville, Ark.	W	5-0
3/16/83	Fayetteville, Ark.	W	12-3
3/16/83	Fayetteville, Ark.	W	8-1
2/28/92	Fayetteville, Ark.	W	9-1
3/8/95	Fayetteville, Ark.	W	9-8
3/4/97	Fayetteville, Ark.	W	22-6

CENTRAL OKLAHOMA

Overall Series Record: 1-0
Record in Fayetteville, Ark.: 1-0

DATE	SITE	W/L	SCORE
4/8/91	Fayetteville, Ark.	W	6-2

CHARLOTTE

Overall Series Record: 2-2
Record in Fayetteville, Ark.: 1-0
Record in Charlotte, N.C.: 0-1
Record at Neutral Sites: 1-1

DATE	SITE	W/L	SCORE
6/3/11	Tempe, Ariz.+	L	3-2
6/5/11	Tempe, Ariz.+	W	11-3
3/21/18	Charlotte, N.C.	L	6-3
3/6/19	Fayetteville, Ark.	W	9-2

CLEMSON

Overall Series Record: 3-3
Record in Fayetteville, Ark.: 0-1
Record in Clemson, S.C.: 1-2
Record at Neutral Sites: 2-0

DATE	SITE	W/L	SCORE
5/23/87	Huntsville, Ala.+	W	6-5 (10)
5/24/87	Huntsville, Ala.+	W	4-2
5/29/99	Fayetteville, Ark.+	L	12-4
6/7/02	Clemson, S.C.+	W	9-6
6/8/02	Clemson, S.C.+	L	8-7
6/9/02	Clemson, S.C.+	L	7-4

COASTAL CAROLINA

Overall Series Record: 1-2
Record in Fayetteville, Ark.: 1-2

DATE	SITE	W/L	SCORE
5/20/83	Fayetteville, Ark.	L	5-3
5/21/83	Fayetteville, Ark.	L	13-7
5/21/83	Fayetteville, Ark.	W	6-4

COLORADO

Overall Series Record: 2-0
Record in Fayetteville, Ark.: 2-0

DATE	SITE	W/L	SCORE
1960	Fayetteville, Ark.	W	17-2
1960	Fayetteville, Ark.	W	8-2

CREIGHTON

Overall Series Record: 10-5
Record in Fayetteville, Ark.: 5-1
Record in Omaha, Neb.: 5-4

DATE	SITE	W/L	SCORE
5/7/71	Omaha, Neb.	L	6-4
5/7/71	Omaha, Neb.	W	2-0
5/8/71	Omaha, Neb.	L	3-2
5/8/71	Omaha, Neb.	L	2-1
4/27/73	Omaha, Neb.	W	5-1
4/27/73	Omaha, Neb.	W	11-2
4/28/73	Omaha, Neb.	W	3-1
4/28/73	Omaha, Neb.	L	6-2
3/6/74	Fayetteville, Ark.	L	12-1
3/6/74	Fayetteville, Ark.	W	12-4
3/13/77	Fayetteville, Ark.	W	8-0
2/11/03	Fayetteville, Ark.	W	9-5
6/3/07	Fayetteville, Ark.+	W	6-0
5/12/15	Omaha, Neb.	W	6-2
4/19/16	Fayetteville, Ark.	W	6-2

DALLAS BAPTIST

Overall Series Record: 12-7
Record in Fayetteville, Ark.: 10-5
Record in Dallas, Texas: 1-0
Record at Neutral Sites: 1-2

DATE	SITE	W/L	SCORE
4/30/82	Fayetteville, Ark.	W	4-2
4/30/82	Fayetteville, Ark.	W	6-1
5/1/82	Fayetteville, Ark.	L	3-1
5/1/82	Fayetteville, Ark.	W	7-2
4/29/83	Fort Smith, Ark.	L	19-9
4/30/83	Fayetteville, Ark.	W	8-4
4/30/83	Fayetteville, Ark.	W	8-7
3/19/84	Fayetteville, Ark.	W	8-2
3/20/84	Fayetteville, Ark.	L	6-3
3/20/84	Fayetteville, Ark.	W	3-0
3/28/88	Fayetteville, Ark.	L	9-6
4/10/89	Fayetteville, Ark.	L	10-8
4/16/90	Fayetteville, Ark.	W	10-6
4/22/91	Fayetteville, Ark.	L	7-4
4/23/92	Fayetteville, Ark.	W	13-3
2/14/99	Lafayette, La.	L	10-8
2/11/05	Dallas, Texas	W	13-3
2/12/05	Arlington, Texas	W	8-1
6/3/18	Fayetteville, Ark.+	W	4-3

DAYTON

Overall Series Record: 2-0
Record in Fayetteville, Ark.: 2-0

DATE	SITE	W/L	SCORE
2/28/18	Fayetteville, Ark.	W	18-1
3/1/18	Fayetteville, Ark.	W	11-0

DELAWARE

Overall Series Record: 3-0
Record in Fayetteville, Ark.: 1-0
Record at Neutral Sites: 2-0

DATE	SITE	W/L	SCORE
5/26/79	Tallahassee, Fla.+	W	8-6
5/27/79	Tallahassee, Fla.+	W	4-3
5/28/99	Fayetteville, Ark.+	W	10-6

DELAWARE STATE

Overall Series Record: 3-0
Record in Fayetteville, Ark.: 3-0

DATE	SITE	W/L	SCORE
2/18/11	Fayetteville, Ark.	W	5-0
2/19/11	Fayetteville, Ark.	W	9-2
2/20/11	Fayetteville, Ark.	W	10-0

DELTA STATE

Overall Series Record: 2-3
Record in Cleveland, Miss.: 2-3

DATE	SITE	W/L	SCORE
4/19/63	Cleveland, Miss.	W	5-2
4/20/63	Cleveland, Miss.	L	10-2
4/21/65	Cleveland, Miss.	L	5-1
4/22/65	Cleveland, Miss.	L	12-7
4/17/67	Cleveland, Miss.	W	12-9

DRAKE

Overall Series Record: 5-1
Record in Fayetteville, Ark.: 5-1

DATE	SITE	W/L	SCORE
3/17/71	Fayetteville, Ark.	W	6-2
3/17/71	Fayetteville, Ark.	L	7-6
3/18/72	Fayetteville, Ark.	W	9-4
3/18/72	Fayetteville, Ark.	W	4-2
3/22/73	Fayetteville, Ark.	W	11-10
3/22/73	Fayetteville, Ark.	W	3-2

EASTERN ILLINOIS

Overall Series Record: 32-2
Record in Fayetteville, Ark.: 32-2

DATE	SITE	W/L	SCORE
3/22/84	Fayetteville, Ark.	W	6-0
3/22/84	Fayetteville, Ark.	W	16-2
3/13/93	Fayetteville, Ark.	W	8-3
3/14/93	Fayetteville, Ark.	W	8-7
3/14/93	Fayetteville, Ark.	W	7-1
2/20/98	Fayetteville, Ark.	W	16-0
2/21/98	Fayetteville, Ark.	L	5-4
2/22/98	Fayetteville, Ark.	W	8-1
2/26/99	Fayetteville, Ark.	W	8-3
2/27/99	Fayetteville, Ark.	W	17-2
2/28/99	Fayetteville, Ark.	W	10-3
2/23/01	Fayetteville, Ark.	W	6-2
2/25/01	Fayetteville, Ark.	W	10-4
2/25/01	Fayetteville, Ark.	W	17-4
2/14/03	Fayetteville, Ark.	W	5-1
2/15/03	Fayetteville, Ark.	W	17-3
3/11/05	Fayetteville, Ark.	W	17-2
3/12/05	Fayetteville, Ark.	W	12-1
3/13/05	Fayetteville, Ark.	W	6-0
2/21/14	Fayetteville, Ark.	W	6-2
2/22/14	Fayetteville, Ark.	W	8-3
2/23/14	Fayetteville, Ark.	W	8-3
3/2/15	Fayetteville, Ark.	W	4-1
3/2/15	Fayetteville, Ark.	W	8-1
3/3/15	Fayetteville, Ark.	W	7-0
3/4/16	Fayetteville, Ark.	W	5-2
3/5/16	Fayetteville, Ark.	L	10-8
3/6/16	Fayetteville, Ark.	W	3-2
2/16/19	Fayetteville, Ark.	W	15-7
2/16/19	Fayetteville, Ark.	W	12-3
2/17/19	Fayetteville, Ark.	W	3-2
2/14/20	Fayetteville, Ark.	W	5-1
2/15/20	Fayetteville, Ark.	W	10-1
2/16/20	Fayetteville, Ark.	W	12-3

EASTERN KENTUCKY

Overall Series Record: 1-0
Record at Neutral Sites: 1-0

DATE	SITE	W/L	SCORE
5/23/85	Tallahassee, Fla.+	W	20-13

EASTERN MICHIGAN

Overall Series Record: 14-1
Record in Fayetteville, Ark.: 7-0
Record at Neutral Sites: 7-1

DATE	SITE	W/L	SCORE
3/23/77	Fayetteville, Ark.	W	4-3
3/23/77	Fayetteville, Ark.	W	8-1
3/26/79	Fayetteville, Ark.	W	6-2
3/26/79	Fayetteville, Ark.	W	1-0
3/27/79	Fayetteville, Ark.	W	6-0
3/1/81	Lakeland, Fla.	W	17-10

HISTORY AND RECORDS

SERIES HISTORY II



3/3/81	Lakeland, Fla.	L	7-5
3/6/81	Lakeland, Fla.	W	6-2
3/6/81	Lakeland, Fla.	W	9-8
2/25/84	Lakeland, Fla.	W	3-2
2/29/84	Lakeland, Fla.	W	8-1
3/2/84	Lakeland, Fla.	W	4-1
3/16/90	Fresno, Calif.	W	6-4
3/11/91	Fayetteville, Ark.	W	6-5
3/12/91	Fayetteville, Ark.	W	12-4

EAST TEXAS BAPTIST

Overall Series Record: 0-2
Record in Marshall, Texas: 0-2

DATE	SITE	W/L	SCORE
3/23/68	Marshall, Texas	L	4-0
3/23/68	Marshall, Texas	L	2-1

ECKERD

Overall Series Record: 1-0
Record at Neutral Sites: 1-0

DATE	SITE	W/L	SCORE
3/3/89	Lakeland, Fla.	W	8-2

EMPORIA STATE

Overall Series Record: 8-5
Record in Fayetteville, Ark.: 5-1
Record in Emporia, Kan.: 2-4
Record at Neutral Sites: 1-0

DATE	SITE	W/L	SCORE
1960	Fayetteville, Ark.	W	19-11
1960	Fayetteville, Ark.	W	11-4
4/19/61	Emporia, Kan.	L	4-2
4/20/61	Chanute, Kan.	W	15-10
4/13/62	Fayetteville, Ark.	W	6-2
4/14/62	Fayetteville, Ark.	W	12-3
4/3/63	Emporia, Kan.	W	12-8
4/3/63	Emporia, Kan.	L	18-2
4/13/64	Fayetteville, Ark.	W	8-3
4/13/64	Fayetteville, Ark.	L	10-6
4/6/65	Emporia, Kan.	L	8-4
1967	Emporia, Kan.	W	8-5
1967	Emporia, Kan.	L	5-4

EVANGEL

Overall Series Record: 20-0
Record in Fayetteville, Ark.: 12-0
Record in Springfield, Mo.: 8-0

DATE	SITE	W/L	SCORE
1968	Fayetteville, Ark.	W	3-1
1968	Fayetteville, Ark.	W	2-1
5/3/69	Springfield, Mo.	W	3-0
5/3/69	Springfield, Mo.	W	18-0
5/12/70	Springfield, Mo.	W	10-0
5/12/70	Springfield, Mo.	W	6-0
5/5/71	Springfield, Mo.	W	12-1
5/5/71	Springfield, Mo.	W	13-0
1973	Fayetteville, Ark.	W	5-4
1973	Fayetteville, Ark.	W	11-0
4/15/74	Springfield, Mo.	W	6-4
4/15/74	Springfield, Mo.	W	5-3
3/16/82	Fayetteville, Ark.	W	5-1
3/16/82	Fayetteville, Ark.	W	4-1
4/7/87	Fayetteville, Ark.	W	16-2
4/5/88	Fayetteville, Ark.	W	13-8
4/5/89	Fayetteville, Ark.	W	6-4
3/27/90	Fayetteville, Ark.	W	8-3
4/2/91	Fayetteville, Ark.	W	10-0
3/30/92	Fayetteville, Ark.	W	10-0

EVANSVILLE

Overall Series Record: 9-2
Record in Fayetteville, Ark.: 9-2

DATE	SITE	W/L	SCORE
3/23/86	Fayetteville, Ark.	W	18-8
3/24/86	Fayetteville, Ark.	W	4-0
3/25/86	Fayetteville, Ark.	W	9-8
2/24/95	Fayetteville, Ark.	W	8-5
2/25/95	Fayetteville, Ark.	W	6-5
2/26/95	Fayetteville, Ark.	L	3-2
3/6/01	Fayetteville, Ark.	L	4-1
3/7/01	Fayetteville, Ark.	W	5-1
2/22/13	Fayetteville, Ark.	W	10-4
2/23/13	Fayetteville, Ark.	W	5-2
2/24/13	Fayetteville, Ark.	W	10-2

FLORIDA

Overall Series Record: 32-32
Record in Fayetteville, Ark.: 13-11
Record in Gainesville, Fla.: 12-18
Record at Neutral Sites: 7-3

DATE	SITE	W/L	SCORE
5/26/79	Tallahassee, Fla.+	W	9-1
4/8/94	Gainesville, Fla.	L	5-2
4/9/94	Gainesville, Fla.	L	8-7
4/10/94	Gainesville, Fla.	L	3-2 (11)
4/7/95	Fayetteville, Ark.	W	5-4
4/8/95	Fayetteville, Ark.	W	13-5
4/9/95	Fayetteville, Ark.	L	5-2
5/1/98	Fayetteville, Ark.	L	7-6
5/2/98	Fayetteville, Ark.	L	13-9
5/3/98	Fayetteville, Ark.	W	4-3
4/2/99	Gainesville, Fla.	W	8-1
4/3/99	Gainesville, Fla.	W	6-5
4/4/99	Gainesville, Fla.	W	10-5
3/24/00	Fayetteville, Ark.	L	8-7 (11)
3/25/00	Fayetteville, Ark.	L	8-7 (10)
3/26/00	Fayetteville, Ark.	L	7-4
3/23/01	Gainesville, Fla.	L	7-4
3/24/01	Gainesville, Fla.	L	8-4
3/25/01	Gainesville, Fla.	L	4-1
3/19/04	Gainesville, Fla.	L	11-1
3/20/04	Gainesville, Fla.	W	8-2
3/21/04	Gainesville, Fla.	L	7-6 (10)
5/6/05	Fayetteville, Ark.	W	4-1
5/7/05	Fayetteville, Ark.	W	3-2 (10)
5/8/05	Fayetteville, Ark.	L	11-10
5/25/05	Hoover, Ala.!	L	9-8
3/17/06	Gainesville, Fla.	L	6-3
3/18/06	Gainesville, Fla.	W	4-2
3/19/06	Gainesville, Fla.	L	8-7
4/14/07	Fayetteville, Ark.	W	14-3
4/14/07	Fayetteville, Ark.	W	7-1
4/15/07	Fayetteville, Ark.	W	10-7
4/11/08	Gainesville, Fla.	W	2-1
4/12/08	Gainesville, Fla.	L	6-1
4/13/08	Gainesville, Fla.	W	10-4
3/13/09	Fayetteville, Ark.	W	11-4
3/14/09	Fayetteville, Ark.	W	8-4
3/15/09	Fayetteville, Ark.	W	4-2
5/20/09	Hoover, Ala.!	W	8-5
5/22/09	Hoover, Ala.!	W	10-7
4/23/10	Gainesville, Fla.	W	8-3
4/24/10	Gainesville, Fla.	L	8-2
4/25/10	Gainesville, Fla.	L	2-1
5/27/10	Hoover, Ala.!	L	5-4
5/5/11	Fayetteville, Ark.	W	4-3
5/6/11	Fayetteville, Ark.	W	5-3
5/7/11	Fayetteville, Ark.	L	5-3
4/27/12	Gainesville, Fla.	L	3-2
4/28/12	Gainesville, Fla.	W	5-1
4/29/12	Gainesville, Fla.	W	3-1 (10)
4/14/14	Gainesville, Fla.	L	2-1
4/15/14	Gainesville, Fla.	L	1-0
3/16/14	Gainesville, Fla.	W	9-3
5/20/15	Hoover, Ala.!	W	7-6
5/22/15	Hoover, Ala.!	L	10-0
4/14/16	Fayetteville, Ark.	L	12-8
4/15/16	Fayetteville, Ark.	L	9-2
4/16/16	Fayetteville, Ark.	L	8-2
5/27/17	Hoover, Ala.!	W	16-0 (7)
3/23/18	Gainesville, Fla.	W	6-3
3/24/18	Gainesville, Fla.	L	17-2
3/25/18	Gainesville, Fla.	L	5-4
5/25/18	Hoover, Ala.!	W	8-2
6/22/18	Omaha, Neb.+	W	5-2

FLORIDA SOUTHERN

Overall Series Record: 2-1
Record in Lakeland, Fla.: 2-1

DATE	SITE	W/L	SCORE
3/4/81	Lakeland, Fla.	L	5-3
3/5/81	Lakeland, Fla.	W	13-3
3/1/84	Lakeland, Fla.	W	5-1

FLORIDA STATE

Overall Series Record: 5-1
Record in Fayetteville, Ark.: 2-0
Record in Tallahassee, Fla.: 3-0
Record at Neutral Sites: 0-1

DATE	SITE	W/L	SCORE
5/25/85	Tallahassee, Fla.+	W	7-6
6/11/04	Fayetteville, Ark.+	W	7-5
6/12/04	Fayetteville, Ark.+	W	4-2

6/5/09	Tallahassee, Fla.+	W	7-2
6/6/09	Tallahassee, Fla.+	W	9-8
6/15/19	Omaha, Neb.+	L	1-0

FORDHAM

Overall Series Record: 0-1
Record at Neutral Sites: 0-1

DATE	SITE	W/L	SCORE
5/25/90	Wichita, Kan.+	L	8-5

FRESNO STATE

Overall Series Record: 1-0
Record in Fresno, Calif.: 1-0

DATE	SITE	W/L	SCORE
3/17/90	Fresno, Calif.	W	6-4

GEORGE MASON

Overall Series Record: 2-0
Record at Neutral Sites: 2-0

DATE	SITE	W/L	SCORE
5/24/85	Tallahassee, Fla.+	W	13-9
2/10/06	Mobile, Ala.	W	4-1

GEORGE WASHINGTON

Overall Series Record: 3-0
Record at Neutral Sites: 3-0

DATE	SITE	W/L	SCORE
5/25/79	Tallahassee, Fla.+	W	12-11
5/26/89	Waterbury, Conn.+	W	8-2
3/12/90	Fresno, Calif.	W	5-1

GEORGIA

Overall Series Record: 34-24
Record in Fayetteville, Ark.: 20-7
Record in Athens, Ga.: 13-15
Record at Neutral Sites: 1-2

DATE	SITE	W/L	SCORE
5/31/87	Omaha, Neb.+	W	5-4
3/21/92	Athens, Ga.	W	1-0
3/21/92	Athens, Ga.	W	5-3
3/27/93	Fayetteville, Ark.	W	7-2
3/27/93	Fayetteville, Ark.	W	11-1
3/28/93	Fayetteville, Ark.	W	5-4 (10)
4/5/96	Athens, Ga.	L	7-3
4/6/96	Athens, Ga.	W	4-3
4/7/96	Athens, Ga.	L	7-6
4/5/97	Fayetteville, Ark.	W	11-2
4/5/97	Fayetteville, Ark.	W	15-6
4/6/97	Fayetteville, Ark.	W	17-8
4/21/00	Athens, Ga.	L	10-2
4/22/00	Athens, Ga.	L	14-8
4/23/00	Athens, Ga.	L	15-5
3/16/01	Fayetteville, Ark.	W	8-5
3/17/01	Fayetteville, Ark.	W	20-3
3/18/01	Fayetteville, Ark.	L	7-6
3/15/02	Athens, Ga.	L	10-3
3/16/02	Athens, Ga.	L	8-4
3/17/02	Athens, Ga.	W	16-12 (10)
4/4/03	Fayetteville, Ark.	W	9-4
4/5/03	Fayetteville, Ark.	W	14-3
4/6/03	Fayetteville, Ark.	L	10-4
3/24/06	Fayetteville, Ark.	L	2-0
3/25/06	Fayetteville, Ark.	L	8-7
3/26/06	Fayetteville, Ark.	W	5-4 (10)
4/20/07	Athens, Ga.	L	6-1
4/21/07	Athens, Ga.	W	7-6 (10)
4/22/07	Athens, Ga.	W	9-3
3/14/08	Fayetteville, Ark.	W	5-1
3/15/08	Fayetteville, Ark.	L	15-11
3/16/08	Fayetteville, Ark.	L	13-2
4/17/09	Athens, Ga.	L	4-3
4/18/09	Athens, Ga.	L	4-3
4/19/09	Athens, Ga.	W	2-0
5/21/09	Hoover, Ala.!	L	2-1 (10)
4/16/10	Fayetteville, Ark.	W	10-2
4/17/10	Fayetteville, Ark.	W	10-2
4/18/10	Fayetteville, Ark.	W	13-5
4/29/11	Athens, Ga.	W	10-4
4/30/11	Athens, Ga.	L	3-0
5/1/11	Athens, Ga.	L	6-5
4/6/12	Fayetteville, Ark.	L	4-2
4/7/12	Fayetteville, Ark.	W	8-3
4/8/12	Fayetteville, Ark.	W	8-0
4/26/13	Athens, Ga.	W	2-0
4/27/13	Athens, Ga.	W	2-1
5/14/15	Athens, Ga.	L	10-1

II SERIES HISTORY



5/15/15	Athens, Ga.	W	9-0
5/16/15	Athens, Ga.	W	8-1
4/13/17	Fayetteville, Ark.	W	14-4
4/14/17	Fayetteville, Ark.	W	5-4 (10)
4/15/17	Fayetteville, Ark.	W	11-3
5/17/18	Athens, Ga.	W	8-6
5/18/18	Athens, Ga.	L	8-7 (10)
5/19/18	Athens, Ga.	L	3-2
5/23/19	Hoover, Ala.!	L	3-1

GEORGIA TECH

Overall Series Record: 1-2
Record at Neutral Sites: 1-2

DATE	SITE	W/L	SCORE
5/26/85	Tallahassee, Fla.+	W	7-5
3/6/93	Minneapolis, Minn.	L	3-2
5/23/98	Wichita, Kan.+	L	2-0

GONZAGA

Overall Series Record: 7-5
Record in Fayetteville, Ark.: 6-3
Record in Seattle, Wash.: 0-1
Record at Neutral Sites: 1-1

DATE	SITE	W/L	SCORE
3/14/90	Fresno, Calif.	W	7-4
3/12/92	Seattle, Wash.	L	6-1
3/13/12	Fayetteville, Ark.	W	1-0
3/14/12	Fayetteville, Ark.	W	5-3
3/1/13	Surprise, Ariz.	L	3-0
3/10/15	Fayetteville, Ark.	L	6-2
3/11/15	Fayetteville, Ark.	L	15-5
3/9/16	Fayetteville, Ark.	L	15-10
2/20/20	Fayetteville, Ark.	W	7-5
2/21/20	Fayetteville, Ark.	W	9-3
2/22/20	Fayetteville, Ark.	W	5-0
2/23/20	Fayetteville, Ark.	W	9-5

GRAMBLING STATE

Overall Series Record: 7-0
Record in Fayetteville, Ark.: 6-0
Record in North Little Rock, Ark.: 1-0

DATE	SITE	W/L	SCORE
6/4/10	Fayetteville, Ark.+	W	19-7
3/18/14	Fayetteville, Ark.	W	4-3
3/19/14	Fayetteville, Ark.	W	8-0
3/15/16	Fayetteville, Ark.	W	14-4
3/16/16	Fayetteville, Ark.	W	3-2
4/10/18	North Little Rock, Ark.	W	7-6
4/30/19	Fayetteville, Ark.	W	17-3

GRAND CANYON

Overall Series Record: 4-0
Record in Fayetteville, Ark.: 4-0

DATE	SITE	W/L	SCORE
4/5/17	Fayetteville, Ark.	W	11-2
4/5/17	Fayetteville, Ark.	W	6-1
3/10/20	Fayetteville, Ark.	W	6-1
3/11/20	Fayetteville, Ark.	W	10-9

HAWAII

Overall Series Record: 4-4
Record in Honolulu, Hawaii: 4-4

DATE	SITE	W/L	SCORE
2/27/87	Honolulu, Hawaii	L	8-4
2/28/87	Honolulu, Hawaii	L	6-5 (10)
3/1/87	Honolulu, Hawaii	W	9-7 (10)
3/2/87	Honolulu, Hawaii	W	7-4
3/1/90	Honolulu, Hawaii	L	9-3
3/2/90	Honolulu, Hawaii	W	17-9
3/2/90	Honolulu, Hawaii	L	2-1
3/2/06	Honolulu, Hawaii	W	5-1

HAWAII PACIFIC

Overall Series Record: 3-1
Record in Honolulu, Hawaii: 3-1

DATE	SITE	W/L	SCORE
2/25/87	Honolulu, Hawaii	L	6-4
2/26/87	Honolulu, Hawaii	W	10-7
2/27/91	Honolulu, Hawaii	W	12-2
2/28/91	Honolulu, Hawaii	W	5-4

HOUSTON

Overall Series Record: 38-27
Record in Fayetteville, Ark.: 17-7

Record in Houston, Texas: 14-16
Record at Neutral Sites: 7-4

DATE	SITE	W/L	SCORE
4/27/74	Houston, Texas	L	8-0
4/27/74	Houston, Texas	L	6-5
4/27/74	Houston, Texas	L	8-3
4/25/75	Houston, Texas	W	5-1
4/26/75	Houston, Texas	W	3-0
4/26/75	Houston, Texas	L	10-3
3/5/76	Houston, Texas	L	9-4
3/6/76	Houston, Texas	L	1-0
3/6/76	Houston, Texas	L	3-2
3/4/77	Fayetteville, Ark.	W	5-3
3/5/77	Fayetteville, Ark.	W	2-0
3/5/77	Fayetteville, Ark.	L	5-0
4/21/78	Houston, Texas	W	6-5
4/22/78	Houston, Texas	W	5-1
4/22/78	Houston, Texas	L	14-4
4/20/79	Fayetteville, Ark.	W	5-3
4/21/79	Fayetteville, Ark.	W	3-0
4/21/79	Fayetteville, Ark.	W	11-0 (8)
3/21/80	Houston, Texas	W	13-6
3/22/80	Houston, Texas	W	4-2
3/22/80	Houston, Texas	L	11-6
4/17/81	Fayetteville, Ark.	L	5-3
4/18/81	Fayetteville, Ark.	W	15-4
4/18/81	Fayetteville, Ark.	W	2-1
5/15/81	Austin, Texas!	L	7-2
5/17/81	Austin, Texas!	W	9-3
4/16/82	Houston, Texas	L	7-3
4/17/82	Houston, Texas	L	2-0
4/17/82	Houston, Texas	W	1-0 (10)
5/14/82	College Station, Texas!	W	9-6
5/16/82	College Station, Texas!	L	9-8
4/10/83	Fayetteville, Ark.	W	1-0
4/10/83	Fayetteville, Ark.	L	12-8
4/11/83	Fayetteville, Ark.	W	9-1
5/13/83	Austin, Texas!	W	4-3
5/15/83	Austin, Texas!	W	9-7
4/14/84	Houston, Texas	L	6-5
4/14/84	Houston, Texas	W	17-4
4/15/84	Houston, Texas	L	4-3
4/5/85	Fayetteville, Ark.	W	16-12
4/6/85	Fayetteville, Ark.	W	5-4
4/6/85	Fayetteville, Ark.	L	10-9
4/4/86	Houston, Texas	W	15-6
4/5/86	Houston, Texas	W	3-2
4/5/86	Houston, Texas	W	10-6
3/27/87	Fayetteville, Ark.	L	4-3
3/28/87	Fayetteville, Ark.	W	10-3
3/28/87	Fayetteville, Ark.	W	12-6
5/17/87	Austin, Texas!	W	14-9
4/1/88	Houston, Texas	L	8-2
4/2/88	Houston, Texas	W	16-7
4/2/88	Houston, Texas	L	6-5 (10)
3/24/89	Fayetteville, Ark.	W	10-1
3/25/89	Fayetteville, Ark.	W	3-0
3/25/89	Fayetteville, Ark.	W	8-3
5/19/89	College Station, Texas!	W	5-4
3/23/90	Houston, Texas	W	6-1
3/24/90	Houston, Texas	W	6-4
3/24/90	Houston, Texas	L	6-0
5/19/90	Austin, Texas!	L	7-1
3/29/91	Fayetteville, Ark.	L	4-3
3/30/91	Fayetteville, Ark.	W	6-2
3/30/91	Fayetteville, Ark.	L	6-5
3/3/12	Houston, Texas	L	4-1
2/27/17	Houston, Texas	W	12-3

ILLINOIS

Overall Series Record: 3-0
Record in Fayetteville, Ark.: 2-0
Record at Neutral Sites: 1-0

DATE	SITE	W/L	SCORE
3/13/84	Fayetteville, Ark.	W	18-5
3/14/84	Fayetteville, Ark.	W	6-5
5/28/89	Waterbury, Conn.+	W	9-2

ILLINOIS-CHICAGO

Overall Series Record: 7-1
Record in Fayetteville, Ark.: 7-1

DATE	SITE	W/L	SCORE
3/1/03	Fayetteville, Ark.	W	8-7 (11)
3/1/03	Fayetteville, Ark.	W	6-4
3/2/03	Fayetteville, Ark.	W	13-2
3/12/04	Fayetteville, Ark.	W	4-3
3/14/04	Fayetteville, Ark.	L	9-1
3/3/05	Fayetteville, Ark.	W	7-4
3/5/05	Fayetteville, Ark.	W	15-4
3/6/05	Fayetteville, Ark.	W	9-2

ILLINOIS STATE

Overall Series Record: 5-2
Record in Fayetteville, Ark.: 5-2

DATE	SITE	W/L	SCORE
3/6/92	Fayetteville, Ark.	W	14-3
3/7/92	Fayetteville, Ark.	W	6-5 (10)
3/8/92	Fayetteville, Ark.	W	15-4
2/23/07	Fayetteville, Ark.	W	12-1
2/24/07	Fayetteville, Ark.	L	12-10
2/25/07	Fayetteville, Ark.	W	9-8 (10)
3/3/20	Fayetteville, Ark.	L	8-7

INDIANA

Overall Series Record: 1-1
Record in Fayetteville, Ark.: 1-0
Record at Neutral Sites: 0-1

DATE	SITE	W/L	SCORE
3/28/67	San Antonio, Texas	L	13-3
3/21/82	Fayetteville, Ark.	W	5-3

INDIANA STATE

Overall Series Record: 11-4
Record in Fayetteville, Ark.: 9-3
Record in Terre Haute, Ind.: 2-1

DATE	SITE	W/L	SCORE
3/10/84	Fayetteville, Ark.	W	3-2
3/10/84	Fayetteville, Ark.	W	7-3
3/11/84	Fayetteville, Ark.	W	6-3
3/8/85	Fayetteville, Ark.	W	9-7
3/9/85	Fayetteville, Ark.	W	7-2
3/9/85	Fayetteville, Ark.	W	3-1
3/9/86	Fayetteville, Ark.	L	5-1
3/9/86	Fayetteville, Ark.	W	2-1
3/10/86	Fayetteville, Ark.	W	12-3
3/12/88	Fayetteville, Ark.	L	11-9
3/12/88	Fayetteville, Ark.	L	13-9
4/1/90	Fayetteville, Ark.	W	4-2
4/26/91	Terre Haute, Ind.	L	7-3
4/27/91	Terre Haute, Ind.	W	6-5
4/27/91	Terre Haute, Ind.	W	8-3

IOWA

Overall Series Record: 2-0
Record in Fayetteville, Ark.: 1-0
Record at Neutral Sites: 1-0

DATE	SITE	W/L	SCORE
3/27/79	Fayetteville, Ark.	W	7-4
2/14/97	Arlington, Texas	W	26-6

IOWA STATE

Overall Series Record: 11-0
Record in Fayetteville, Ark.: 11-0

DATE	SITE	W/L	SCORE
3/14/77	Fayetteville, Ark.	W	4-1
3/14/77	Fayetteville, Ark.	W	2-0
3/16/86	Fayetteville, Ark.	W	4-0
3/10/89	Fayetteville, Ark.	W	1-0
3/11/89	Fayetteville, Ark.	W	9-4
3/1/96	Fayetteville, Ark.	W	14-0
3/2/96	Fayetteville, Ark.	W	21-5
3/3/96	Fayetteville, Ark.	W	12-2
3/10/97	Fayetteville, Ark.	W	21-11
2/20/99	Fayetteville, Ark.	W	10-4
2/21/99	Fayetteville, Ark.	W	18-7

KANSAS

Overall Series Record: 36-12
Record in Fayetteville, Ark.: 33-9
Record in Lawrence, Kan.: 3-3

DATE	SITE	W/L	SCORE
3/28/60	Fayetteville, Ark.	W	11-6
3/29/60	Fayetteville, Ark.	W	18-0
4/1/63	Lawrence, Kan.	W	15-7
4/2/63	Lawrence, Kan.	L	9-1
5/3/85	Fayetteville, Ark.	W	10-4
5/4/85	Fayetteville, Ark.	W	6-5
5/4/85	Fayetteville, Ark.	W	6-2
2/27/88	Fayetteville, Ark.	W	12-3
2/27/88	Fayetteville, Ark.	W	19-4
2/28/88	Fayetteville, Ark.	W	5-3
2/25/89	Fayetteville, Ark.	W	3-2
2/25/89	Fayetteville, Ark.	W	7-0
2/26/89	Fayetteville, Ark.	W	18-4
2/24/90	Fayetteville, Ark.	L	10-4
2/25/90	Fayetteville, Ark.	W	3-2



2/22/91	Fayetteville, Ark.	W	8-1
2/23/91	Fayetteville, Ark.	W	6-5
2/24/91	Fayetteville, Ark.	W	17-3
2/21/92	Fayetteville, Ark.	W	13-5
2/22/92	Fayetteville, Ark.	L	7-4
2/23/92	Fayetteville, Ark.	L	4-1
3/17/92	Lawrence, Kan.	L	6-5
2/27/93	Fayetteville, Ark.	L	3-1
2/27/93	Fayetteville, Ark.	W	6-4
2/28/93	Fayetteville, Ark.	W	9-2
2/18/94	Fayetteville, Ark.	L	5-3
2/19/94	Fayetteville, Ark.	L	4-2
2/20/94	Fayetteville, Ark.	W	5-3
2/17/95	Fayetteville, Ark.	W	12-10
2/18/95	Fayetteville, Ark.	W	8-2
2/19/95	Fayetteville, Ark.	W	8-6
3/18/96	Lawrence, Kan.	L	8-3
3/18/97	Fayetteville, Ark.	W	8-5
3/19/97	Fayetteville, Ark.	L	8-2
3/18/98	Lawrence, Kan.	W	12-7
3/23/99	Fayetteville, Ark.	W	7-6
3/24/99	Fayetteville, Ark.	L	9-6
3/22/00	Lawrence, Kan.	W	10-3
3/27/01	Fayetteville, Ark.	W	6-5
3/11/03	Fayetteville, Ark.	W	2-1
3/9/07	Fayetteville, Ark.	W	8-7
3/10/07	Fayetteville, Ark.	W	4-0
3/11/07	Fayetteville, Ark.	W	5-2
2/27/08	Fayetteville, Ark.	W	2-1
2/24/09	Fayetteville, Ark.	L	9-3
2/25/09	Fayetteville, Ark.	W	9-8 (10)
3/2/10	Fayetteville, Ark.	W	15-3
3/15/11	Fayetteville, Ark.	W	4-2

KANSAS STATE

Overall Series Record: 30-20
 Record in Fayetteville, Ark.: 28-14
 Record in Manhattan, Kan.: 0-5
 Record at Neutral Sites: 2-1

DATE	SITE	W/L	SCORE
4/4/66	Fayetteville, Ark.	L	12-3
4/4/66	Fayetteville, Ark.	L	6-2
5/8/67	Manhattan, Kan.	L	13-2
5/8/67	Manhattan, Kan.	L	3-2
4/26/69	Fayetteville, Ark.	W	10-6
4/26/69	Fayetteville, Ark.	L	6-4
3/14/73	Fayetteville, Ark.	W	9-7
3/14/73	Fayetteville, Ark.	W	8-2
3/12/74	Fayetteville, Ark.	L	2-1
3/12/74	Fayetteville, Ark.	L	2-1
3/1/75	Fayetteville, Ark.	L	3-0
3/1/75	Fayetteville, Ark.	W	6-1
3/2/75	Fayetteville, Ark.	L	5-4
3/2/75	Fayetteville, Ark.	W	11-1
3/14/80	Fayetteville, Ark.	W	8-4
3/14/80	Fayetteville, Ark.	W	8-3
3/13/83	Fayetteville, Ark.	W	12-1
2/22/85	Fayetteville, Ark.	W	5-1
2/20/86	Fayetteville, Ark.	L	8-7
3/6/87	Fayetteville, Ark.	L	4-3
3/7/87	Fayetteville, Ark.	W	12-7
3/4/88	Fayetteville, Ark.	W	8-7
3/5/88	Fayetteville, Ark.	W	9-5
4/30/89	Fayetteville, Ark.	W	9-4
5/1/89	Fayetteville, Ark.	L	7-2
2/17/90	Fayetteville, Ark.	W	2-1
2/17/90	Fayetteville, Ark.	W	5-1
2/18/90	Fayetteville, Ark.	L	5-4
2/16/91	Fayetteville, Ark.	L	6-0
2/16/91	Fayetteville, Ark.	W	3-2
2/17/91	Fayetteville, Ark.	W	3-2 (10)
2/15/92	Fayetteville, Ark.	L	18-13
2/15/92	Fayetteville, Ark.	W	13-0
2/16/92	Fayetteville, Ark.	W	19-9
3/16/92	Manhattan, Kan.	L	11-7
2/21/93	Fayetteville, Ark.	W	10-1
2/25/94	Fayetteville, Ark.	W	22-4
2/26/94	Fayetteville, Ark.	L	11-10
2/27/94	Fayetteville, Ark.	W	4-1
2/23/96	Fayetteville, Ark.	W	7-6 (10)
2/24/96	Fayetteville, Ark.	W	9-5
2/25/96	Fayetteville, Ark.	W	11-3
2/15/97	Arlington, Texas	L	7-6
3/20/01	Shreveport, La.	W	2-0
3/7/03	Manhattan, Kan.	L	9-8
3/9/03	Fayetteville, Ark.	W	12-4
3/10/03	Fayetteville, Ark.	W	4-3
3/10/03	Fayetteville, Ark.	W	18-5
6/2/13	Manhattan, Kan.+	L	4-3

4/25/17	Kansas City, Mo.	W	6-5
---------	------------------	---	-----

KENT STATE

Overall Series Record: 3-1
 Record in Fayetteville, Ark.: 2-1
 Record at Neutral Sites: 1-0

DATE	SITE	W/L	SCORE
6/16/12	Omaha, Neb.+	W	8-1
3/9/18	Fayetteville, Ark.	W	7-2
3/9/18	Fayetteville, Ark.	L	10-4
3/11/18	Fayetteville, Ark.	W	11-4

KENTUCKY

Overall Series Record: 44-26
 Record in Fayetteville, Ark.: 23-10
 Record in Lexington, Ky.: 19-14
 Record at Neutral Sites: 2-2

DATE	SITE	W/L	SCORE
2/28/89	Lakeland, Fla.	W	8-4
3/1/89	Lakeland, Fla.	L	6-2
4/4/92	Lexington, Ky.	L	14-6
4/4/92	Lexington, Ky.	W	10-9
4/5/92	Lexington, Ky.	L	10-7
4/9/93	Fayetteville, Ark.	W	1-0
4/10/93	Fayetteville, Ark.	L	9-3
4/10/93	Fayetteville, Ark.	W	8-4
3/23/96	Lexington, Ky.	W	16-9
3/23/96	Lexington, Ky.	L	6-5
3/24/96	Lexington, Ky.	W	7-5
5/15/96	Birmingham, Ala.!	L	7-5
3/21/97	Fayetteville, Ark.	L	11-5
3/22/97	Fayetteville, Ark.	W	9-8 (10)
3/23/97	Fayetteville, Ark.	W	11-4
4/24/98	Lexington, Ky.	W	17-1
4/25/98	Lexington, Ky.	L	15-5
4/26/98	Lexington, Ky.	L	4-3
4/9/99	Fayetteville, Ark.	W	15-2
4/10/99	Fayetteville, Ark.	W	10-1
4/11/99	Fayetteville, Ark.	W	9-5
5/19/99	Hoover, Ala.!	W	6-4
4/28/00	Fayetteville, Ark.	L	7-6
4/29/00	Fayetteville, Ark.	W	12-10
4/30/00	Fayetteville, Ark.	W	8-5
4/27/01	Lexington, Ky.	L	5-4
4/28/01	Lexington, Ky.	W	16-11
4/29/01	Lexington, Ky.	W	9-5
5/3/02	Fayetteville, Ark.	W	5-1
5/4/02	Fayetteville, Ark.	L	5-2
5/5/02	Fayetteville, Ark.	L	1-0
3/28/03	Lexington, Ky.	W	9-2
3/29/03	Lexington, Ky.	W	2-1
3/30/03	Lexington, Ky.	W	10-9
4/23/04	Fayetteville, Ark.	W	9-4
4/24/04	Fayetteville, Ark.	W	5-4
4/25/04	Fayetteville, Ark.	W	11-10
4/30/05	Lexington, Ky.	W	8-5
4/30/05	Lexington, Ky.	L	11-8
5/1/05	Lexington, Ky.	L	7-1
4/14/06	Fayetteville, Ark.	W	10-9
4/15/06	Fayetteville, Ark.	W	10-6
4/16/06	Fayetteville, Ark.	L	7-5
3/16/07	Lexington, Ky.	W	10-2
3/17/07	Lexington, Ky.	L	7-5
3/18/07	Lexington, Ky.	W	14-5
4/2/10	Fayetteville, Ark.	L	12-8
4/3/10	Fayetteville, Ark.	W	10-1
4/4/10	Fayetteville, Ark.	W	17-16
4/23/11	Lexington, Ky.	L	3-2
4/23/11	Lexington, Ky.	L	3-1
4/24/11	Lexington, Ky.	W	5-1 (6)
4/13/12	Fayetteville, Ark.	W	8-7
4/14/12	Fayetteville, Ark.	L	5-4
4/14/12	Fayetteville, Ark.	L	2-1
5/3/13	Lexington, Ky.	W	2-1
5/4/13	Lexington, Ky.	W	5-3
5/4/13	Lexington, Ky.	L	4-3
4/10/15	Fayetteville, Ark.	W	5-3
4/11/15	Fayetteville, Ark.	L	16-4
4/12/15	Fayetteville, Ark.	W	7-3
4/22/16	Lexington, Ky.	W	1-0
4/23/16	Lexington, Ky.	W	2-0
4/23/16	Lexington, Ky.	L	5-4
3/16/18	Fayetteville, Ark.	W	9-4
3/17/18	Fayetteville, Ark.	W	14-2
3/17/18	Fayetteville, Ark.	W	16-9
5/3/19	Lexington, Ky.	W	5-2
5/5/19	Lexington, Ky.	W	9-1 (7)
5/5/19	Lexington, Ky.	L	4-3 (7)

LAMAR

Overall Series Record: 5-3
 Record in Fayetteville, Ark.: 5-1
 Record at Neutral Sites: 0-2

DATE	SITE	W/L	SCORE
3/25/74	Fayetteville, Ark.	W	5-4
3/27/91	Fayetteville, Ark.	W	14-2
3/28/91	Fayetteville, Ark.	W	6-5
5/12/93	Fayetteville, Ark.	W	5-1
5/13/93	Fayetteville, Ark.	W	12-10
5/13/93	Fayetteville, Ark.	L	14-7
5/30/03	Austin, Texas+	L	3-2
5/31/03	Austin, Texas+	L	7-6 (11)

LE MOYNE

Overall Series Record: 2-1
 Record in Fayetteville, Ark.: 1-0
 Record at Neutral Sites: 1-1

DATE	SITE	W/L	SCORE
5/25/89	Waterbury, Conn.+	L	7-5
5/29/89	Waterbury, Conn.+	W	6-5
6/4/04	Fayetteville, Ark.+	W	4-1

LIBERTY

Overall Series Record: 1-0
 Record at Neutral Sites: 1-0

DATE	SITE	W/L	SCORE
5/30/14	Charlottesville, Va.+	W	3-2

LINCOLN

Overall Series Record: 2-0
 Record in Fayetteville, Ark.: 2-0

DATE	SITE	W/L	SCORE
3/8/72	Fayetteville, Ark.	W	8-2
3/8/72	Fayetteville, Ark.	W	10-0

LITTLE ROCK

Overall Series Record: 0-1
 Record in Fayetteville, Ark.: 0-1

DATE	SITE	W/L	SCORE
4/2/19	Fayetteville, Ark.	L	17-7

LONG BEACH STATE

Overall Series Record: 6-7
 Record in Fayetteville, Ark.: 4-3
 Record in Long Beach, Calif.: 2-4

DATE	SITE	W/L	SCORE
4/7/98	Fayetteville, Ark.	W	5-3
4/8/98	Fayetteville, Ark.	W	12-9
3/5/99	Long Beach, Calif.	L	5-4 (12)
3/6/99	Long Beach, Calif.	W	11-4
3/7/99	Long Beach, Calif.	L	8-0
2/25/00	Fayetteville, Ark.	L	9-8
2/26/00	Fayetteville, Ark.	L	16-3
2/27/00	Fayetteville, Ark.	L	8-6
2/17/01	Fayetteville, Ark.	W	12-4
2/18/01	Fayetteville, Ark.	W	6-3
2/22/02	Long Beach, Calif.	L	7-1
2/23/02	Long Beach, Calif.	L	4-0
2/24/02	Long Beach, Calif.	W	5-3

LOUISIANA COLLEGE

Overall Series Record: 0-1
 Record in Pineville, La.: 0-1

DATE	SITE	W/L	SCORE
1960	Pineville, La.	L	12-5

LOUISIANA-LAFAYETTE

Overall Series Record: 1-4
 Record in Fayetteville, Ark.: 1-0
 Record in Lafayette, La.: 0-2
 Record at Neutral Sites: 0-2

DATE	SITE	W/L	SCORE
5/15/85	Fayetteville, Ark.	W	11-2
2/26/86	Lafayette, La.	L	5-3
3/19/89	Shreveport, La.	L	8-4
3/16/91	Shreveport, La.	L	11-2
2/12/99	Lafayette, La.	L	6-2

II SERIES HISTORY



LOUISIANA TECH

Overall Series Record: 25-6
Record in Fayetteville, Ark.: 13-2
Record in Ruston, La.: 7-3
Record at Neutral Sites: 5-1

DATE	SITE	W/L	SCORE
2/27/86	Ruston, La.	W	12-2
3/18/88	Shreveport, La.	W	4-2
3/21/90	Fayetteville, Ark.	W	6-3
3/21/90	Fayetteville, Ark.	W	4-1
4/9/97	Fayetteville, Ark.	W	8-0
4/9/97	Fayetteville, Ark.	W	3-2
3/31/98	Fayetteville, Ark.	W	19-8
3/16/99	Ruston, La.	W	10-3
3/20/01	Shreveport, La.	L	12-1
3/19/03	Shreveport, La.	W	19-7
2/13/04	Fayetteville, Ark.	W	2-0
2/14/04	Fayetteville, Ark.	W	22-2
2/15/04	Fayetteville, Ark.	W	13-2
2/18/05	Ruston, La.	W	5-2
2/19/05	Ruston, La.	L	10-8
2/20/05	Ruston, La.	W	9-4
2/24/06	Fayetteville, Ark.	W	10-9
2/24/06	Fayetteville, Ark.	W	13-2
2/25/06	Fayetteville, Ark.	W	10-2
2/2/07	Ruston, La.	W	4-2
2/3/07	Ruston, La.	L	9-2
2/4/07	Ruston, La.	W	6-2
2/29/08	College Station, Texas	W	9-8
5/11/10	North Little Rock, Ark.	W	5-4 (10)
5/15/12	North Little Rock, Ark.	W	6-5 (10)
3/2/16	Fayetteville, Ark.	L	3-2
2/28/17	Ruston, La.	L	4-3
3/1/17	Ruston, La.	W	13-10
3/8/19	Fayetteville, Ark.	W	4-2
3/9/19	Fayetteville, Ark.	L	12-7
3/10/19	Fayetteville, Ark.	W	11-0

LOYOLA (LA.)

Overall Series Record: 0-2
Record in New Orleans, La.: 0-2

DATE	SITE	W/L	SCORE
1960	New Orleans, La.	L	11-6
1960	New Orleans, La.	L	9-5

LOYOLA MARYMOUNT

Overall Series Record: 2-2
Record at Home: 2-1
Record at Neutral Sites: 0-1

DATE	SITE	W/L	SCORE
5/27/88	Stillwater, Okla.+	L	8-3
3/6/15	Fayetteville, Ark.	W	2-1
3/7/15	Fayetteville, Ark.	W	13-7
3/8/15	Fayetteville, Ark.	L	9-0

LSU

Overall Series Record: 34-74
Record in Fayetteville, Ark.: 18-25
Record in Baton Rouge, La.: 12-36
Record at Neutral Sites: 4-13

DATE	SITE	W/L	SCORE
1960	Fayetteville, Ark.	L	5-1
1960	Baton Rouge, La.	W	11-5
4/15/63	Baton Rouge, La.	L	10-5
4/16/63	Baton Rouge, La.	L	10-2
2/22/86	Baton Rouge, La.	L	8-7
2/23/86	Baton Rouge, La.	W	7-6
6/3/87	Omaha, Neb.+	L	5-2
4/18/92	Baton Rouge, La.	L	12-2
4/18/92	Baton Rouge, La.	L	12-4
4/19/92	Baton Rouge, La.	L	8-4
5/14/93	New Orleans, La.!	L	8-1
4/24/93	Fayetteville, Ark.	L	3-0
4/24/93	Fayetteville, Ark.	L	4-2
4/25/93	Fayetteville, Ark.	L	8-2
5/22/93	Baton Rouge, La.!	L	13-7
4/23/94	Baton Rouge, La.	L	11-3
4/23/94	Baton Rouge, La.	L	16-4
4/24/94	Baton Rouge, La.	W	6-5
5/20/94	Oxford, Miss.!	L	6-4
4/21/95	Fayetteville, Ark.	L	10-3
4/23/95	Fayetteville, Ark.	L	13-7
4/23/95	Fayetteville, Ark.	W	5-3
5/21/95	Starkville, Miss.!	L	7-6
4/19/96	Baton Rouge, La.	W	3-2
4/20/96	Baton Rouge, La.	L	11-4

4/21/96	Baton Rouge, La.	L	9-4
5/2/97	Fayetteville, Ark.	L	13-8
5/3/97	Fayetteville, Ark.	L	11-5
5/4/97	Fayetteville, Ark.	W	16-1
2/28/98	New Orleans, La.	W	6-5 (10)
3/20/98	Baton Rouge, La.	L	9-5
3/21/98	Baton Rouge, La.	L	6-3
3/22/98	Baton Rouge, La.	L	27-6
5/13/98	Hoover, Ala.!	W	8-4
3/19/99	Fayetteville, Ark.	W	11-4
3/20/99	Fayetteville, Ark.	L	10-4
3/21/99	Fayetteville, Ark.	W	7-6
5/21/99	Hoover, Ala.!	W	9-8
4/7/00	Baton Rouge, La.	L	12-3
4/8/00	Baton Rouge, La.	L	12-5
4/9/00	Baton Rouge, La.	L	17-11
5/4/01	Fayetteville, Ark.	W	8-1
5/5/01	Fayetteville, Ark.	W	5-4
5/6/01	Fayetteville, Ark.	W	4-3
4/26/02	Baton Rouge, La.	L	3-0
4/27/02	Baton Rouge, La.	L	8-0
4/28/02	Baton Rouge, La.	L	13-5
5/16/03	Fayetteville, Ark.	L	11-3
5/17/03	Fayetteville, Ark.	W	6-5 (10)
5/18/03	Fayetteville, Ark.	L	6-2
5/22/03	Hoover, Ala.!	L	5-4
4/9/04	Baton Rouge, La.	W	11-8
4/10/04	Baton Rouge, La.	W	11-10
4/11/04	Baton Rouge, La.	W	7-5
4/22/05	Fayetteville, Ark.	L	10-7
4/23/05	Fayetteville, Ark.	L	7-0
4/24/05	Fayetteville, Ark.	L	6-0
4/28/06	Baton Rouge, La.	L	7-6
4/29/06	Baton Rouge, La.	W	4-2
4/30/06	Baton Rouge, La.	L	7-5
5/4/07	Fayetteville, Ark.	L	6-5
5/5/07	Fayetteville, Ark.	W	5-0
5/6/07	Fayetteville, Ark.	L	5-3
3/21/08	Baton Rouge, La.	L	8-7 (11)
3/22/08	Baton Rouge, La.	W	14-13 (10)
3/23/08	Baton Rouge, La.	L	4-2
5/2/09	Fayetteville, Ark.	W	11-4
5/2/09	Fayetteville, Ark.	L	5-0
5/3/09	Fayetteville, Ark.	L	4-3
6/15/09	Omaha, Neb.+	L	9-1
6/19/09	Omaha, Neb.+	L	14-5
3/19/10	Baton Rouge, La.	W	6-3
3/20/10	Baton Rouge, La.	L	8-7
3/21/10	Baton Rouge, La.	L	5-1
4/8/11	Fayetteville, Ark.	W	2-0
4/9/11	Fayetteville, Ark.	W	4-3
4/10/11	Fayetteville, Ark.	W	5-4
3/30/12	Baton Rouge, La.	L	10-6
3/31/12	Baton Rouge, La.	L	2-1
4/1/12	Baton Rouge, La.	L	3-2 (11)
4/12/13	Fayetteville, Ark.	L	6-2
4/13/13	Fayetteville, Ark.	W	8-3
4/14/13	Fayetteville, Ark.	L	5-3 (10)
5/23/13	Hoover, Ala.!	W	4-1
5/25/13	Hoover, Ala.!	L	3-1
4/11/14	Baton Rouge, La.	L	10-7
4/12/14	Baton Rouge, La.	L	5-3
4/13/14	Baton Rouge, La.	W	10-4
5/22/14	Hoover, Ala.!	L	7-2
5/24/14	Hoover, Ala.!	L	11-1
3/19/15	Fayetteville, Ark.	W	5-1
3/20/15	Fayetteville, Ark.	L	16-3
3/21/15	Fayetteville, Ark.	L	7-4
5/21/15	Hoover, Ala.!	L	10-5
5/6/16	Baton Rouge, La.	L	5-4
5/7/16	Baton Rouge, La.	L	10-9 (10)
5/8/16	Baton Rouge, La.	L	7-1
4/7/17	Fayetteville, Ark.	W	9-3
4/8/17	Fayetteville, Ark.	L	10-8
4/9/17	Fayetteville, Ark.	L	2-0
5/27/17	Hoover, Ala.!	L	4-2
5/4/18	Baton Rouge, La.	W	5-4
5/5/18	Baton Rouge, La.	L	6-4
5/6/18	Baton Rouge, La.	L	7-5
5/26/18	Hoover, Ala.!	L	2-1
5/9/19	Fayetteville, Ark.	W	14-4
5/10/19	Fayetteville, Ark.	W	11-6
5/11/19	Fayetteville, Ark.	L	3-2

LUBBOCK CHRISTIAN

Overall Series Record: 4-0
Record in Fayetteville, Ark.: 4-0

DATE	SITE	W/L	SCORE
3/1/85	Fayetteville, Ark.	W	15-4

3/2/85	Fayetteville, Ark.	W	15-1
3/2/85	Fayetteville, Ark.	W	4-1
3/9/87	Fayetteville, Ark.	W	13-3

LUTHER

Overall Series Record: 4-0
Record in Fayetteville, Ark.: 4-0

DATE	SITE	W/L	SCORE
3/22/76	Fayetteville, Ark.	W	6-5
3/22/76	Fayetteville, Ark.	W	13-3
3/20/78	Fayetteville, Ark.	W	5-1
3/20/78	Fayetteville, Ark.	W	10-0

MAINE

Overall Series Record: 1-0
Record at Neutral Sites: 1-0

DATE	SITE	W/L	SCORE
3/15/90	Fresno, Calif.	W	14-0

MANKATO STATE

Overall Series Record: 3-1
Record in Fayetteville, Ark.: 3-1

DATE	SITE	W/L	SCORE
3/18/74	Fayetteville, Ark.	W	4-2
3/18/74	Fayetteville, Ark.	L	9-3
3/23/76	Fayetteville, Ark.	W	2-0
3/23/76	Fayetteville, Ark.	W	2-0

MARYLAND

Overall Series Record: 0-1
Record at Neutral Sites: 0-1

DATE	SITE	W/L	SCORE
2/22/15	Mobile, Ala.	L	13-6

MCNEESE STATE

Overall Series Record: 6-3
Record in Fayetteville, Ark.: 4-3
Record in Lake Charles, La.: 2-0

DATE	SITE	W/L	SCORE
3/8/02	Fayetteville, Ark.	W	5-2
3/9/02	Fayetteville, Ark.	L	14-9
3/10/02	Fayetteville, Ark.	L	4-1
2/24/04	Fayetteville, Ark.	W	7-1
2/25/04	Fayetteville, Ark.	W	7-2
3/23/10	Lake Charles, La.	W	3-2
3/24/10	Lake Charles, La.	W	7-6
3/1/11	Fayetteville, Ark.	L	8-6
3/2/11	Fayetteville, Ark.	W	8-3

MEMPHIS

Overall Series Record: 26-13-1
Record in Fayetteville, Ark.: 11-3
Record in Memphis, Tenn.: 11-7-1
Record in North Little Rock, Ark.: 2-1
Record at Neutral Sites: 2-1

DATE	SITE	W/L	SCORE
3/27/64	Little Rock, Ark.	L	5-3
3/28/64	Little Rock, Ark.	L	13-6
3/30/64	Memphis, Tenn.	L	6-0
3/31/64	Memphis, Tenn.	W	4-0
4/23/65	Fayetteville, Ark.	L	6-4
4/23/65	Fayetteville, Ark.	W	4-2
4/9/66	Memphis, Tenn.	L	9-8
4/9/66	Memphis, Tenn.	L	6-1
4/15/67	Memphis, Tenn.	L	8-1
4/15/67	Memphis, Tenn.	W	4-0
4/15/68	Fayetteville, Ark.	L	7-4
4/15/68	Fayetteville, Ark.	W	13-7
4/12/69	Memphis, Tenn.	L	6-0
4/12/69	Memphis, Tenn.	W	10-3
5/2/70	Memphis, Tenn.	W	7-6
5/2/70	Memphis, Tenn.	W	7-3
4/24/71	Fayetteville, Ark.	W	6-5
4/24/71	Fayetteville, Ark.	W	4-3
4/14/73	Fayetteville, Ark.	W	1-0
4/14/73	Fayetteville, Ark.	L	3-0
3/1/86	Little Rock, Ark.	W	6-2
2/14/87	Memphis, Tenn.	W	3-1
2/14/87	Memphis, Tenn.	T	2-2
2/21/87	Fayetteville, Ark.	W	21-5
2/22/87	Fayetteville, Ark.	W	14-7
3/15/93	Memphis, Tenn.	L	6-3
3/17/93	Memphis, Tenn.	L	8-7
3/16/94	Fayetteville, Ark.	W	7-1

HISTORY AND RECORDS

3/17/94	Fayetteville, Ark.	W	6-3
5/15/95	Memphis, Tenn.	W	1-0
2/23/03	Memphis, Tenn.	W	10-9
3/22/11	North Little Rock, Ark.	W	7-2
3/23/11	Memphis, Tenn.	W	7-3
3/24/15	North Little Rock, Ark.	L	5-4
3/25/15	Memphis, Tenn.	W	7-3
4/6/16	Memphis, Tenn.	W	12-4
4/18/17	Fayetteville, Ark.	W	16-7
4/19/17	North Little Rock, Ark.	W	2-0
3/27/18	Memphis, Tenn.	W	8-7
2/27/19	Fayetteville, Ark.	W	10-3

MIAMI (FLA.)

Overall Series Record: 0-5
Record in Coral Gables, Fla.: 0-3
Record at Neutral Sites: 0-2

DATE	SITE	W/L	SCORE
2/9/85	Coral Gables, Fla.	L	5-2
2/9/85	Coral Gables, Fla.	L	2-1
2/10/85	Coral Gables, Fla.	L	4-0
3/4/01	Minneapolis, Minn.	L	8-2
6/15/15	Omaha, Neb.+	L	4-3

MIAMI (OHIO)

Overall Series Record: 6-0
Record in Fayetteville, Ark.: 5-0
Record at Neutral Sites: 1-0

DATE	SITE	W/L	SCORE
3/4/00	Fayetteville, Ark.	W	15-5
3/5/00	Fayetteville, Ark.	W	5-1
6/3/05	Austin, Texas+	W	9-5
2/17/17	Fayetteville, Ark.	W	7-0
2/18/17	Fayetteville, Ark.	W	5-1
2/19/17	Fayetteville, Ark.	W	11-1

MIDDLE TENNESSEE

Overall Series Record: 1-0
Record at Neutral Sites: 1-0

DATE	SITE	W/L	SCORE
5/22/87	Huntsville, Ala.+	W	10-7

MINNESOTA

Overall Series Record: 7-3
Record in Fayetteville, Ark.: 4-0
Record in Minneapolis, Minn.: 2-2
Record at Neutral Sites: 1-1

DATE	SITE	W/L	SCORE
3/28/70	San Antonio, Texas	L	10-1
3/28/70	San Antonio, Texas	W	8-7
4/3/83	Fayetteville, Ark.	W	8-5
3/5/93	Minneapolis, Minn.	W	11-4
3/2/01	Minneapolis, Minn.	L	6-0
2/25/05	Fayetteville, Ark.	W	5-4
2/26/05	Fayetteville, Ark.	W	12-3
2/27/05	Fayetteville, Ark.	W	4-3
3/4/07	Minneapolis, Minn.	W	5-1
3/4/07	Minneapolis, Minn.	L	10-5

MISSISSIPPI COLLEGE

Overall Series Record: 2-2
Record in Clinton, Miss.: 2-2

DATE	SITE	W/L	SCORE
4/17/63	Clinton, Miss.	W	7-3
4/18/63	Clinton, Miss.	L	3-0
3/22/69	Clinton, Miss.	W	13-3
3/24/69	Clinton, Miss.	L	1-0

MISSISSIPPI STATE

Overall Series Record: 46-56
Record in Fayetteville, Ark.: 22-18
Record in Starkville, Miss.: 16-29
Record at Neutral Sites: 8-9

DATE	SITE	W/L	SCORE
1960	Fayetteville, Ark.	L	3-2
4/11/66	Starkville, Miss.	L	9-3
4/12/66	Starkville, Miss.	L	18-0
4/12/68	Starkville, Miss.	L	19-11
5/4/70	Starkville, Miss.	L	6-0
5/4/70	Starkville, Miss.	L	1-0
4/23/80	Greenville, Miss.	L	7-6 (11)
4/29/81	Greenville, Miss.	L	11-6
4/28/82	Greenville, Miss.	L	8-7
4/26/83	Greenville, Miss.	L	9-2
4/27/83	Helena, Ark.	W	5-3

4/24/84	Greenville, Miss.	L	9-8
4/25/84	Little Rock, Ark.	W	10-9 (10)
4/30/85	Greenville, Miss.	L	16-2
5/1/85	Little Rock, Ark.	W	13-1
6/3/85	Omaha, Neb.+	L	5-4
4/25/92	Starkville, Miss.	L	2-0
4/25/92	Starkville, Miss.	L	3-2
4/26/92	Starkville, Miss.	L	7-6
5/1/93	Fayetteville, Ark.	L	5-3
5/1/93	Fayetteville, Ark.	L	6-4
5/2/93	Fayetteville, Ark.	W	8-3
5/20/93	Baton Rouge, La.!	W	5-2
4/29/94	Starkville, Miss.	L	10-9
4/30/94	Starkville, Miss.	W	12-11
5/1/94	Starkville, Miss.	W	14-4
4/28/95	Fayetteville, Ark.	W	16-1
4/29/95	Fayetteville, Ark.	W	10-9
4/30/95	Fayetteville, Ark.	W	12-7
4/26/96	Starkville, Miss.	L	8-6
4/27/96	Starkville, Miss.	W	6-2
4/28/96	Starkville, Miss.	L	10-6
5/9/97	Fayetteville, Ark.	W	8-5
5/10/97	Fayetteville, Ark.	L	13-5
5/11/97	Fayetteville, Ark.	L	17-10
5/8/98	Starkville, Miss.	W	14-10 (10)
5/9/98	Starkville, Miss.	L	17-3
5/10/98	Starkville, Miss.	W	8-3
5/14/98	Hoover, Ala.!	W	10-3
5/16/98	Hoover, Ala.!	W	7-3
4/30/99	Fayetteville, Ark.	W	6-4
5/1/99	Fayetteville, Ark.	W	7-4
5/2/99	Fayetteville, Ark.	W	7-5
3/31/00	Starkville, Miss.	L	3-2
3/30/01	Fayetteville, Ark.	W	6-5
3/31/01	Fayetteville, Ark.	L	9-3
4/1/01	Fayetteville, Ark.	L	10-2
4/12/02	Starkville, Miss.	L	17-4
4/13/02	Starkville, Miss.	W	7-3
4/14/02	Starkville, Miss.	L	6-4
3/21/03	Fayetteville, Ark.	L	4-3 (10)
3/22/03	Fayetteville, Ark.	L	8-3
3/23/03	Fayetteville, Ark.	L	5-1
5/15/04	Starkville, Miss.	L	3-2
5/16/04	Starkville, Miss.	L	5-4
5/16/04	Starkville, Miss.	W	4-2
3/25/05	Fayetteville, Ark.	L	5-3
3/26/05	Fayetteville, Ark.	L	13-4
3/27/05	Fayetteville, Ark.	W	10-5
4/22/06	Starkville, Miss.	W	6-2
4/22/06	Starkville, Miss.	L	9-8
4/23/06	Starkville, Miss.	W	6-4
4/6/07	Fayetteville, Ark.	L	11-9
4/7/07	Fayetteville, Ark.	L	2-1
4/8/07	Fayetteville, Ark.	W	9-3
5/15/08	Starkville, Miss.	L	6-5
5/16/08	Starkville, Miss.	L	6-5
5/17/08	Starkville, Miss.	W	15-10
3/27/09	Fayetteville, Ark.	W	20-9
3/29/09	Fayetteville, Ark.	W	5-1
3/29/09	Fayetteville, Ark.	L	12-4
4/9/10	Starkville, Miss.	W	8-3
4/10/10	Starkville, Miss.	W	8-5
4/11/10	Starkville, Miss.	W	13-3
4/15/11	Fayetteville, Ark.	W	6-5
4/16/11	Fayetteville, Ark.	W	6-1
4/17/11	Fayetteville, Ark.	L	5-3
5/26/11	Hoover, Ala.!	W	7-2
3/23/12	Starkville, Miss.	L	11-2
3/24/12	Starkville, Miss.	W	8-0
3/25/12	Starkville, Miss.	W	8-5 (11)
5/22/12	Hoover, Ala.!	L	9-1
3/29/13	Fayetteville, Ark.	W	5-4
3/30/13	Fayetteville, Ark.	L	4-1
3/31/13	Fayetteville, Ark.	W	3-1
3/29/14	Starkville, Miss.	W	4-0
3/29/14	Starkville, Miss.	L	5-1
3/30/14	Starkville, Miss.	L	5-1
4/24/15	Fayetteville, Ark.	W	7-6
4/25/15	Fayetteville, Ark.	W	6-1
4/26/15	Fayetteville, Ark.	L	2-1
5/19/16	Starkville, Miss.	L	7-0
5/20/16	Starkville, Miss.	L	5-1
5/21/16	Starkville, Miss.	L	9-4
3/17/17	Fayetteville, Ark.	W	3-1
3/18/17	Fayetteville, Ark.	W	5-4
3/19/17	Fayetteville, Ark.	W	6-1
5/25/17	Hoover, Ala.!	L	4-3
5/26/17	Hoover, Ala.!	W	9-2
4/26/18	Starkville, Miss.	L	6-5
4/21/18	Starkville, Miss.	L	5-3

SERIES HISTORY II

4/21/18	Starkville, Miss.	L	7-5
4/18/19	Fayetteville, Ark.	W	5-3
4/19/19	Fayetteville, Ark.	W	12-5
4/20/19	Fayetteville, Ark.	W	10-2

MISSISSIPPI VALLEY STATE

Overall Series Record: 10-0
Record in Fayetteville, Ark.: 8-0
Record at Neutral Sites: 2-0

DATE	SITE	W/L	SCORE
5/12/08	Fayetteville, Ark.	W	12-3
3/26/13	Fayetteville, Ark.	W	6-0
3/27/13	North Little Rock, Ark.	W	2-1
3/25/14	Fayetteville, Ark.	W	6-0
3/25/14	Fayetteville, Ark.	W	12-1
3/26/14	North Little Rock, Ark.	W	3-0
4/7/15	Fayetteville, Ark.	W	8-1
4/8/15	Fayetteville, Ark.	W	14-0
2/23/16	Fayetteville, Ark.	W	21-4
2/24/16	Fayetteville, Ark.	W	20-0

MISSOURI

Overall Series Record: 21-14
Record in Fayetteville, Ark.: 11-4
Record in Columbia, Mo.: 9-6
Record at Neutral Sites: 1-4

DATE	SITE	W/L	SCORE
1960	Fayetteville, Ark.	L	21-8
1960	Fayetteville, Ark.	W	9-8
4/3/62	Columbia, Mo.	L	15-7
4/4/62	Columbia, Mo.	L	10-4
3/30/63	Fayetteville, Ark.	L	10-6
3/30/63	Fayetteville, Ark.	W	6-5
3/27/68	San Antonio, Texas	L	8-4
3/22/72	Columbia, Mo.	W	9-6
3/22/72	Columbia, Mo.	L	3-1
5/23/80	Tulsa, Okla.+	L	6-0
3/2/81	Lakeland, Fla.	W	7-5
3/3/81	Lakeland, Fla.	L	8-6
2/27/84	Lakeland, Fla.	L	4-0
5/10/87	Columbia, Mo.	L	12-11 (10)
4/27/88	Fayetteville, Ark.	W	8-6
4/11/89	Columbia, Mo.	W	7-4
4/16/91	Columbia, Mo.	L	11-3
4/1/97	Fayetteville, Ark.	W	4-3
4/15/97	Columbia, Mo.	W	8-6
3/19/02	Columbia, Mo.	W	11-10
6/5/04	Fayetteville, Ark.+	W	10-7
5/1/12	Fayetteville, Ark.	W	6-3
5/2/12	Fayetteville, Ark.	W	2-0
5/15/14	Columbia, Mo.	W	9-4
5/16/14	Columbia, Mo.	W	4-0
5/17/14	Columbia, Mo.	W	7-5 (10)
4/1/16	Fayetteville, Ark.	W	7-6
4/2/16	Fayetteville, Ark.	L	8-5
4/3/16	Fayetteville, Ark.	L	10-1
3/24/17	Columbia, Mo.	W	9-2
3/25/17	Columbia, Mo.	L	7-2
3/26/17	Columbia, Mo.	W	9-8
3/15/19	Fayetteville, Ark.	W	2-0
3/16/19	Fayetteville, Ark.	W	4-3
3/17/19	Fayetteville, Ark.	W	3-2

MISSOURI SOUTHERN

Overall Series Record: 44-1-1
Record in Fayetteville, Ark.: 43-0-1
Record in Joplin, Mo.: 1-1

DATE	SITE	W/L	SCORE
3/12/76	Fayetteville, Ark.	W	7-0
3/12/76	Fayetteville, Ark.	T	0-0 (12)
3/9/77	Fayetteville, Ark.	W	6-0
3/9/77	Fayetteville, Ark.	W	7-6
2/17/78	Fayetteville, Ark.	W	5-3
2/17/78	Fayetteville, Ark.	W	6-0
2/27/79	Fayetteville, Ark.	W	5-0
2/27/79	Fayetteville, Ark.	W	3-2
1979	Joplin, Mo.	L	9-8
1979	Joplin, Mo.	W	6-5
2/22/80	Fayetteville, Ark.	W	15-0
2/22/80	Fayetteville, Ark.	W	7-0
2/24/81	Fayetteville, Ark.	W	8-2
2/24/81	Fayetteville, Ark.	W	7-4
2/20/82	Fayetteville, Ark.	W	7-2
2/20/82	Fayetteville, Ark.	W	14-2
2/25/83	Fayetteville, Ark.	W	11-3
2/25/83	Fayetteville, Ark.	W	8-6
4/9/84	Fayetteville, Ark.	W	12-1

|| SERIES HISTORY



2/25/85	Fayetteville, Ark.	W	12-1
2/25/85	Fayetteville, Ark.	W	8-3
4/30/86	Fayetteville, Ark.	W	4-1
2/23/87	Fayetteville, Ark.	W	4-3
2/23/87	Fayetteville, Ark.	W	13-10
4/29/87	Fayetteville, Ark.	W	20-5
2/13/88	Fayetteville, Ark.	W	12-4
2/14/88	Fayetteville, Ark.	W	17-5
2/24/89	Fayetteville, Ark.	W	6-2
2/16/90	Fayetteville, Ark.	W	12-6
2/15/91	Fayetteville, Ark.	W	7-5
2/14/92	Fayetteville, Ark.	W	12-1
2/13/93	Fayetteville, Ark.	W	17-1
2/14/93	Fayetteville, Ark.	W	10-5
3/2/94	Fayetteville, Ark.	W	10-3
2/10/95	Fayetteville, Ark.	W	5-4
2/7/96	Fayetteville, Ark.	W	15-2
4/16/96	Fayetteville, Ark.	W	4-2
2/11/97	Fayetteville, Ark.	W	24-1
4/2/97	Fayetteville, Ark.	W	12-8
2/11/98	Fayetteville, Ark.	W	24-5
4/21/98	Fayetteville, Ark.	W	11-2
2/6/99	Fayetteville, Ark.	W	7-6
2/5/00	Fayetteville, Ark.	W	18-5
2/4/01	Fayetteville, Ark.	W	25-6
2/11/02	Fayetteville, Ark.	W	13-1
4/29/03	Fayetteville, Ark.	W	7-3

MISSOURI STATE

Overall Series Record: 55-26
 Record in Fayetteville, Ark.: 36-13
 Record in Springfield, Mo.: 19-12
 Record at Neutral Sites: 0-1

DATE	SITE	W/L	SCORE
3/26/66	Fayetteville, Ark.	W	7-5
4/22/67	Springfield, Mo.	L	6-5
4/22/67	Springfield, Mo.	L	4-3
1968	Springfield, Mo.	W	12-9
5/6/69	Fayetteville, Ark.	W	3-2
5/6/69	Fayetteville, Ark.	L	2-0
4/18/70	Springfield, Mo.	W	6-4
4/13/71	Fayetteville, Ark.	W	6-2
4/13/71	Fayetteville, Ark.	L	3-2
4/18/72	Springfield, Mo.	L	7-2
4/18/72	Springfield, Mo.	W	8-7
1973	Fayetteville, Ark.	W	7-5
1973	Fayetteville, Ark.	W	13-4
4/9/74	Springfield, Mo.	W	9-5
4/9/74	Springfield, Mo.	W	10-8
4/6/76	Fayetteville, Ark.	W	11-3
4/6/76	Fayetteville, Ark.	W	8-5
4/5/77	Fayetteville, Ark.	W	4-3
4/5/77	Fayetteville, Ark.	W	6-3
4/5/78	Springfield, Mo.	L	15-4
4/5/78	Springfield, Mo.	W	3-2
4/3/79	Fayetteville, Ark.	W	5-1
4/3/79	Fayetteville, Ark.	W	4-3
4/27/81	Fayetteville, Ark.	W	6-4
4/27/81	Fayetteville, Ark.	L	4-3
4/20/82	Fayetteville, Ark.	W	9-8
4/20/82	Fayetteville, Ark.	W	6-2
4/19/83	Springfield, Mo.	W	6-3
4/19/83	Springfield, Mo.	L	3-2
4/17/84	Fayetteville, Ark.	W	9-5
4/17/84	Fayetteville, Ark.	W	5-1
4/16/85	Fayetteville, Ark.	W	6-5
4/8/86	Fayetteville, Ark.	W	6-2
5/10/88	Springfield, Mo.	L	9-5
3/2/90	Fayetteville, Ark.	W	12-11
4/18/90	Fayetteville, Ark.	W	7-2
4/24/91	Fayetteville, Ark.	W	1-0
4/30/91	Springfield, Mo.	L	6-4
3/4/92	Fayetteville, Ark.	W	15-8
4/30/92	Springfield, Mo.	W	12-10
3/24/93	Fayetteville, Ark.	W	8-4
4/28/93	Springfield, Mo.	L	11-10
4/19/94	Springfield, Mo.	W	16-7
2/21/96	Springfield, Mo.	W	6-0
2/24/98	Fayetteville, Ark.	L	4-2
3/2/99	Springfield, Mo.	L	9-3
5/29/99	Fayetteville, Ark.+	L	9-8 (10)
5/2/00	Fayetteville, Ark.	W	7-2
4/3/01	Springfield, Mo.	L	10-9
2/16/02	Arlington, Texas	L	3-2
3/5/02	Fayetteville, Ark.	W	10-1
4/3/02	Springfield, Mo.	W	7-4
5/1/02	Fayetteville, Ark.	L	10-7
3/25/03	Fayetteville, Ark.	W	5-4
4/6/04	Fayetteville, Ark.	L	6-5 (16)

4/13/05	Fayetteville, Ark.	W	14-5
4/19/05	Springfield, Mo.	W	9-4
4/4/06	Fayetteville, Ark.	L	10-5
4/11/06	Springfield, Mo.	L	4-2
4/11/07	Fayetteville, Ark.	W	2-0
4/18/07	Springfield, Mo.	W	16-2
4/1/08	Springfield, Mo.	W	7-6 (10)
4/30/08	Fayetteville, Ark.	W	14-6
3/25/09	Fayetteville, Ark.	W	10-0
3/31/09	Springfield, Mo.	W	2-0
4/28/10	Fayetteville, Ark.	W	5-4
4/12/11	Springfield, Mo.	W	2-1
4/30/13	Fayetteville, Ark.	W	6-3
4/29/14	Springfield, Mo.	W	4-1
3/31/15	Fayetteville, Ark.	L	2-0
6/5/15	Fayetteville, Ark.+	W	18-4
6/6/15	Fayetteville, Ark.+	L	3-1
6/7/15	Fayetteville, Ark.+	W	3-2
5/3/16	Springfield, Mo.	L	14-6
5/17/16	Fayetteville, Ark.	L	8-2
4/11/17	Springfield, Mo.	W	12-4
6/3/17	Fayetteville, Ark.+	L	5-4
6/4/17	Fayetteville, Ark.+	W	11-10
6/5/17	Fayetteville, Ark.+	L	3-2
4/17/18	Fayetteville, Ark.	W	11-7
3/26/19	Springfield, Mo.	W	8-2

MISSOURI-ST. LOUIS

Overall Series Record: 2-0
 Record in Fayetteville, Ark.: 2-0

DATE	SITE	W/L	SCORE
3/31/87	Fayetteville, Ark.	W	11-2
3/31/87	Fayetteville, Ark.	W	14-2

MISSOURI VALLEY

Overall Series Record: 1-0
 Record in Fayetteville, Ark.: 1-0

DATE	SITE	W/L	SCORE
2/27/02	Fayetteville, Ark.	W	7-1

MISSOURI WESTERN

Overall Series Record: 17-1
 Record in Fayetteville, Ark.: 17-1

DATE	SITE	W/L	SCORE
4/7/72	Fayetteville, Ark.	W	8-5
4/7/72	Fayetteville, Ark.	W	4-3
3/5/74	Fayetteville, Ark.	W	4-0
3/5/74	Fayetteville, Ark.	W	5-2
3/21/78	Fayetteville, Ark.	W	6-3
3/21/78	Fayetteville, Ark.	L	9-8
3/19/79	Fayetteville, Ark.	W	13-0
3/19/79	Fayetteville, Ark.	W	7-6 (11)
3/16/81	Fayetteville, Ark.	W	15-2
3/16/81	Fayetteville, Ark.	W	10-0
3/14/82	Fayetteville, Ark.	W	11-1
3/15/82	Fayetteville, Ark.	W	11-0
3/15/82	Fayetteville, Ark.	W	7-0
3/14/83	Fayetteville, Ark.	W	9-4
3/14/83	Fayetteville, Ark.	W	13-2
3/18/85	Fayetteville, Ark.	W	10-0
3/18/85	Fayetteville, Ark.	W	4-0
3/11/86	Fayetteville, Ark.	W	12-0

MORNINGSIDE

Overall Series Record: 1-1
 Record in Fayetteville, Ark.: 1-1

DATE	SITE	W/L	SCORE
4/5/68	Fayetteville, Ark.	L	13-12
4/6/68	Fayetteville, Ark.	W	29-4

MURRAY STATE

Overall Series Record: 2-0
 Record in Fayetteville, Ark.: 2-0

DATE	SITE	W/L	SCORE
5/2/86	Fayetteville, Ark.	W	9-3
5/3/86	Fayetteville, Ark.	W	3-2

NAVY

Overall Series Record: 2-0
 Record at Neutral Sites: 2-0

DATE	SITE	W/L	SCORE
2/28/97	Millington, Texas	W	6-4
2/21/03	Memphis, Tenn.	W	8-1

NEBRASKA

Overall Series Record: 10-11
 Record in Fayetteville, Ark.: 8-7
 Record in Lincoln, Neb.: 1-3
 Record at Neutral Sites: 1-1

DATE	SITE	W/L	SCORE
3/24/75	Fayetteville, Ark.	W	15-6
3/24/75	Fayetteville, Ark.	W	10-4
3/25/75	Fayetteville, Ark.	L	5-4
3/25/75	Fayetteville, Ark.	W	4-2
3/13/88	Fayetteville, Ark.	W	7-4
3/13/88	Fayetteville, Ark.	L	8-5
3/12/89	Fayetteville, Ark.	W	4-1
3/6/91	Fayetteville, Ark.	W	4-3
3/6/91	Fayetteville, Ark.	L	5-3
2/20/00	Arlington, Texas	L	13-2
3/14/00	Fayetteville, Ark.	L	10-4
3/15/00	Fayetteville, Ark.	L	10-3
3/18/08	Lincoln, Neb.	L	6-1
3/19/08	Lincoln, Neb.	W	9-4
3/17/09	Fayetteville, Ark.	W	7-3
3/18/09	Fayetteville, Ark.	L	7-4
4/16/13	Lincoln, Neb.	L	3-0
4/16/13	Lincoln, Neb.	L	4-2
4/1/14	Fayetteville, Ark.	W	4-3
4/2/14	Fayetteville, Ark.	L	6-4
3/4/17	Frisco, Texas	W	15-5

NEBRASKA-KEARNEY

Overall Series Record: 1-1
 Record in Fayetteville, Ark.: 1-1

DATE	SITE	W/L	SCORE
4/4/70	Fayetteville, Ark.	W	5-0
4/4/70	Fayetteville, Ark.	L	4-0

NEVADA

Overall Series Record: 1-0
 Record in Fayetteville, Ark.: 1-0

DATE	SITE	W/L	SCORE
3/21/12	Fayetteville, Ark.	W	10-2

NEW MEXICO

Overall Series Record: 7-2
 Record in Fayetteville, Ark.: 3-1
 Record in Las Cruces, N.M.: 1-0
 Record at Neutral Sites: 3-1

DATE	SITE	W/L	SCORE
3/17/73	Las Cruces, N.M.	W	8-4
2/27/04	College Station, Texas	L	3-1
2/28/04	College Station, Texas	W	13-3
2/29/04	College Station, Texas	W	5-2
4/13/10	Fayetteville, Ark.	W	4-3 (11)
4/14/10	Fayetteville, Ark.	W	5-4
6/4/11	Tempe, Ariz.+	W	3-0
4/9/13	Fayetteville, Ark.	L	3-0
4/9/13	Fayetteville, Ark.	W	4-3

NEW MEXICO STATE

Overall Series Record: 2-0
 Record in Las Cruces, N.M.: 1-0
 Record at Neutral Sites: 1-0

DATE	SITE	W/L	SCORE
3/17/73	Las Cruces, N.M.	W	8-4
3/14/91	Shreveport, La.	W	8-3

NEW ORLEANS

Overall Series Record: 3-2
 Record in Fayetteville, Ark.: 3-0
 Record in New Orleans, La.: 0-1
 Record at Neutral Sites: 0-1

DATE	SITE	W/L	SCORE
3/15/91	Shreveport, La.	L	3-2
3/1/98	New Orleans, La.	L	13-6
2/19/13	Fayetteville, Ark.	W	14-0 (7)
2/19/13	Fayetteville, Ark.	W	3-0
3/22/17	Fayetteville, Ark.	W	5-2

NICHOLLS STATE

Overall Series Record: 0-1
 Record in Thibodaux, La.: 0-1

DATE	SITE	W/L	SCORE
2/25/86	Thibodaux, La.	L	5-3

**NORTH CAROLINA**

Overall Series Record: 1-0
Record at Neutral Sites: 1-0

DATE	SITE	W/L	SCORE
6/4/89	Omaha, Neb.+	W	7-3

NORTH DAKOTA

Overall Series Record: 3-0
Record in Fayetteville, Ark.: 3-0

DATE	SITE	W/L	SCORE
2/13/15	Fayetteville, Ark.	W	11-4
2/14/15	Fayetteville, Ark.	W	13-2
2/14/15	Fayetteville, Ark.	W	12-1

NORTH DAKOTA STATE

Overall Series Record: 2-0
Record in Fayetteville, Ark.: 2-0

DATE	SITE	W/L	SCORE
3/17/82	Fayetteville, Ark.	W	10-2
3/17/82	Fayetteville, Ark.	W	10-1

NORTHEASTERN (OKLA.) STATE

Overall Series Record: 25-2
Record in Fayetteville, Ark.: 25-2

DATE	SITE	W/L	SCORE
1972	Fayetteville, Ark.	L	5-4
1972	Fayetteville, Ark.	W	2-0
3/2/74	Fayetteville, Ark.	W	8-4
3/2/74	Fayetteville, Ark.	W	4-1
3/4/75	Fayetteville, Ark.	W	7-6
3/4/75	Fayetteville, Ark.	W	8-6
4/3/75	Fayetteville, Ark.	W	9-2
4/3/75	Fayetteville, Ark.	W	4-0
2/28/76	Fayetteville, Ark.	W	2-0
2/28/76	Fayetteville, Ark.	W	7-6
2/19/77	Fayetteville, Ark.	W	11-2
2/19/77	Fayetteville, Ark.	W	5-0
3/2/77	Fayetteville, Ark.	W	11-0
2/26/82	Fayetteville, Ark.	W	5-0
2/26/82	Fayetteville, Ark.	W	7-1
2/22/83	Fayetteville, Ark.	W	19-3
4/21/86	Fayetteville, Ark.	W	15-4
4/19/89	Fayetteville, Ark.	W	9-8
4/17/90	Fayetteville, Ark.	W	12-5
2/12/91	Fayetteville, Ark.	W	6-2
4/14/92	Fayetteville, Ark.	W	6-5
3/25/93	Fayetteville, Ark.	W	5-2
4/21/93	Fayetteville, Ark.	L	9-7
4/27/94	Fayetteville, Ark.	W	4-0
3/29/95	Fayetteville, Ark.	W	11-0
5/1/96	Fayetteville, Ark.	W	7-3
4/16/97	Fayetteville, Ark.	W	24-3

NORTHERN COLORADO

Overall Series Record: 7-1
Record in Fayetteville, Ark.: 7-1

DATE	SITE	W/L	SCORE
4/5/05	Fayetteville, Ark.	W	9-3
4/6/05	Fayetteville, Ark.	W	7-4
4/18/06	Fayetteville, Ark.	W	2-1
4/19/06	Fayetteville, Ark.	L	4-2
4/3/07	Fayetteville, Ark.	W	14-6
4/4/07	Fayetteville, Ark.	W	9-7
4/22/08	Fayetteville, Ark.	W	9-2
4/23/08	Fayetteville, Ark.	W	9-1

NORTHERN ILLINOIS

Overall Series Record: 3-0
Record in Fayetteville, Ark.: 3-0

DATE	SITE	W/L	SCORE
3/20/93	Fayetteville, Ark.	W	12-2
3/21/93	Fayetteville, Ark.	W	11-3
3/21/93	Fayetteville, Ark.	W	11-5

NORTHERN IOWA

Overall Series Record: 5-0
Record in Fayetteville, Ark.: 5-0

DATE	SITE	W/L	SCORE
3/13/87	Fayetteville, Ark.	W	10-3
3/21/88	Fayetteville, Ark.	W	6-0
3/22/88	Fayetteville, Ark.	W	17-0
3/22/88	Fayetteville, Ark.	W	15-2
3/20/89	Fayetteville, Ark.	W	14-4

NORTH TEXAS

Overall Series Record: 11-0
Record in Fayetteville, Ark.: 11-0

DATE	SITE	W/L	SCORE
4/13/78	Fayetteville, Ark.	W	4-0
4/13/78	Fayetteville, Ark.	W	12-0
4/14/78	Fayetteville, Ark.	W	9-0
4/14/78	Fayetteville, Ark.	W	6-0
2/15/86	Fayetteville, Ark.	W	10-0
2/15/86	Fayetteville, Ark.	W	9-0
2/16/86	Fayetteville, Ark.	W	26-1
3/8/87	Fayetteville, Ark.	W	13-4
3/6/88	Fayetteville, Ark.	W	10-1
3/7/88	Fayetteville, Ark.	W	5-4
3/7/88	Fayetteville, Ark.	W	6-5

NORTHWESTERN STATE

Overall Series Record: 18-3
Record in Fayetteville, Ark.: 10-2
Record in Natchitoches, La.: 5-1
Record at Neutral Sites: 3-0

DATE	SITE	W/L	SCORE
1960	Natchitoches, La.	W	4-3
4/20/62	Monroe, La.	W	13-8
4/21/62	Monroe, La.	W	8-4
4/25/62	Natchitoches, La.	L	4-2
4/26/62	Natchitoches, La.	W	2-1
3/17/89	Shreveport, La.	W	3-2
2/29/92	Fayetteville, Ark.	W	6-5 (11)
2/29/92	Fayetteville, Ark.	W	7-2
5/2/95	Fayetteville, Ark.	W	5-2
2/16/96	Natchitoches, La.	W	13-6
2/17/96	Natchitoches, La.	W	14-5
2/18/96	Natchitoches, La.	W	10-5
3/25/97	Fayetteville, Ark.	W	5-4
3/26/97	Fayetteville, Ark.	W	13-8
2/27/01	Fayetteville, Ark.	L	8-4
2/21/12	Fayetteville, Ark.	W	8-7
2/22/12	Fayetteville, Ark.	W	6-2
4/22/14	Fayetteville, Ark.	W	8-1
4/22/14	Fayetteville, Ark.	W	15-3
4/23/19	Fayetteville, Ark.	W	19-2 (8)
4/24/19	Fayetteville, Ark.	L	10-7

NORTHWEST MISSOURI STATE

Overall Series Record: 9-1-1
Record in Fayetteville, Ark.: 9-1-1

DATE	SITE	W/L	SCORE
3/6/78	Fayetteville, Ark.	W	7-6
3/6/78	Fayetteville, Ark.	L	4-2
3/10/80	Fayetteville, Ark.	W	11-6
3/10/80	Fayetteville, Ark.	W	7-1
3/7/82	Fayetteville, Ark.	W	3-1
3/7/82	Fayetteville, Ark.	W	4-1
3/8/82	Fayetteville, Ark.	W	3-0
3/8/82	Fayetteville, Ark.	T	7-7
3/3/85	Fayetteville, Ark.	W	11-3
3/8/90	Fayetteville, Ark.	W	17-9
3/13/91	Fayetteville, Ark.	W	7-5

NORTHWOOD INSTITUTE

Overall Series Record: 1-0
Record in Fayetteville, Ark.: 1-0

DATE	SITE	W/L	SCORE
3/4/90	Fayetteville, Ark.	W	9-1

NOTRE DAME

Overall Series Record: 2-1
Record in Fayetteville, Ark.: 1-0
Record at Neutral Sites: 1-1

DATE	SITE	W/L	SCORE
3/17/73	Las Cruces, N.M.	W	6-5
3/17/83	Fayetteville, Ark.	W	5-0
2/28/97	Millington, Texas	L	8-5

OHIO STATE

Overall Series Record: 1-0
Record at Neutral Sites: 1-0

DATE	SITE	W/L	SCORE
3/2/08	College Station, Texas	W	8-6

SERIES HISTORY II**OKLAHOMA**

Overall Series Record: 14-12
Record in Fayetteville, Ark.: 6-2
Record in Norman, Okla.: 7-9
Record at Neutral Sites: 1-1

DATE	SITE	W/L	SCORE
5/11/70	Fayetteville, Ark.	L	2-1
5/11/70	Fayetteville, Ark.	W	5-2
5/2/72	Norman, Okla.	L	3-2
5/2/72	Norman, Okla.	L	4-3
4/11/77	Norman, Okla.	W	5-2
4/11/77	Norman, Okla.	L	4-3
3/5/83	Norman, Okla.	L	11-4
3/5/83	Norman, Okla.	W	14-3
3/6/83	Norman, Okla.	W	7-2
4/15/87	Fayetteville, Ark.	W	12-11
4/12/88	Norman, Okla.	L	11-3
4/26/89	Fayetteville, Ark.	L	3-2
3/20/91	Norman, Okla.	W	11-2
3/23/93	Fayetteville, Ark.	W	8-0
4/6/94	Norman, Okla.	L	11-2
2/27/96	Fayetteville, Ark.	W	9-8
4/10/01	Norman, Okla.	W	5-4
3/12/02	Norman, Okla.	L	7-1
4/9/02	Fayetteville, Ark.	W	9-6
5/31/02	Wichita, Kan.+	W	8-5
4/28/09	Fayetteville, Ark.	W	8-7 (10)
5/30/09	Norman, Okla.+	W	17-6
5/31/09	Norman, Okla.+	W	11-0
5/18/10	Norman, Okla.	L	5-2
4/10/12	Norman, Okla.	L	4-0
2/28/20	Houston, Texas	L	6-3

OKLAHOMA BAPTIST

Overall Series Record: 6-3
Record in Fayetteville, Ark.: 4-2
Record in Shawnee, Okla.: 2-1

DATE	SITE	W/L	SCORE
4/29/67	Fayetteville, Ark.	W	2-1
4/29/67	Fayetteville, Ark.	W	6-0
4/22/68	Fayetteville, Ark.	L	12-0
4/22/68	Fayetteville, Ark.	W	4-3
4/18/69	Shawnee, Okla.	W	5-2
4/13/70	Fayetteville, Ark.	W	9-6
4/13/70	Fayetteville, Ark.	L	9-4
3/20/71	Shawnee, Okla.	W	13-3
3/20/71	Shawnee, Okla.	L	4-2

OKLAHOMA CHRISTIAN

Overall Series Record: 1-0
Record in Fayetteville, Ark.: 1-0

DATE	SITE	W/L	SCORE
5/6/85	Fayetteville, Ark.	W	14-4

OKLAHOMA CITY

Overall Series Record: 23-1
Record in Fayetteville, Ark.: 15-0
Record in Oklahoma City, Okla.: 8-1

DATE	SITE	W/L	SCORE
4/7/61	Oklahoma City, Okla.	W	9-2
4/9/68	Fayetteville, Ark.	W	12-3
4/19/69	Oklahoma City, Okla.	W	2-0
4/21/70	Fayetteville, Ark.	W	9-4
4/21/70	Fayetteville, Ark.	W	9-3
4/19/71	Oklahoma City, Okla.	W	11-0
4/19/71	Oklahoma City, Okla.	W	13-1
1973	Oklahoma City, Okla.	W	6-1
1973	Oklahoma City, Okla.	W	10-0
4/21/73	Fayetteville, Ark.	W	8-2
4/21/73	Fayetteville, Ark.	W	3-2
4/2/74	Oklahoma City, Okla.	L	5-4
4/2/74	Oklahoma City, Okla.	W	9-0
3/6/83	Oklahoma City, Okla.	W	13-4
2/16/85	Fayetteville, Ark.	W	4-0
2/16/85	Fayetteville, Ark.	W	20-13
2/17/85	Fayetteville, Ark.	W	5-2
2/13/96	Fayetteville, Ark.	W	11-9
2/19/97	Fayetteville, Ark.	W	14-6
3/4/98	Fayetteville, Ark.	W	9-6
2/23/99	Fayetteville, Ark.	W	10-8
2/22/00	Fayetteville, Ark.	W	7-3
2/21/01	Fayetteville, Ark.	W	14-4
2/12/02	Fayetteville, Ark.	W	5-4

HISTORY AND RECORDS

II SERIES HISTORY



OKLAHOMA STATE

Overall Series Record: 18-25
 Record in Fayetteville, Ark.: 9-9
 Record in Stillwater, Okla.: 7-10
 Record at Neutral Sites: 2-6

DATE	SITE	W/L	SCORE
4/15/70	Fayetteville, Ark.	W	5-3
4/15/70	Fayetteville, Ark.	W	3-1
4/21/71	Stillwater, Okla.	L	6-4
4/21/71	Stillwater, Okla.	L	7-4
4/29/80	Tulsa, Okla.	W	7-6
2/21/81	Fayetteville, Ark.	L	5-4 (11)
3/26/85	Stillwater, Okla.	L	3-1
4/2/85	Fayetteville, Ark.	L	14-6
4/1/86	Fayetteville, Ark.	L	11-9
4/15/86	Stillwater, Okla.	L	8-7
3/25/87	Stillwater, Okla.	L	8-1
4/21/87	Fayetteville, Ark.	W	9-8
3/19/88	Shreveport, La.	L	5-4
4/11/88	Stillwater, Okla.	W	6-5
5/28/88	Stillwater, Okla.+	L	13-7
3/18/89	Shreveport, La.	L	10-2
4/4/89	Stillwater, Okla.	W	10-4
5/10/89	Fayetteville, Ark.	W	10-6
4/24/90	Stillwater, Okla.	W	7-5
3/19/91	Stillwater, Okla.	L	9-5
4/9/91	Fayetteville, Ark.	W	9-4
3/31/92	Fayetteville, Ark.	L	7-4
4/19/93	Fayetteville, Ark.	W	4-1
4/26/93	Stillwater, Okla.	L	4-1
3/15/94	Fayetteville, Ark.	W	10-5
3/23/94	Stillwater, Okla.	W	13-9
3/20/95	Stillwater, Okla.	L	18-6
3/22/95	Fayetteville, Ark.	L	22-9
5/23/96	Lubbock, Texas+	L	6-5
4/1/98	Tulsa, Okla.	L	7-3
3/21/00	Stillwater, Okla.	W	10-8
3/28/00	Fayetteville, Ark.	L	2-1
4/24/01	Tulsa, Okla.	L	6-5
4/20/04	Fayetteville, Ark.	W	5-2
3/8/05	Stillwater, Okla.	W	11-7
2/11/06	Mobile, Ala.	W	3-0
6/4/06	Fayetteville, Ark.+	L	6-5
6/2/07	Fayetteville, Ark.+	L	14-3
6/3/07	Fayetteville, Ark.+	L	7-6
5/30/15	Stillwater, Okla.+	W	7-5
3/29/16	Stillwater, Okla.	L	5-4
4/26/16	Fayetteville, Ark.	W	7-6
3/5/17	Frisco, Texas	L	8-3

OLE MISS

Overall Series Record: 51-51
 Record in Fayetteville, Ark.: 24-22
 Record in Oxford, Miss.: 21-24
 Record at Neutral Sites: 6-5

DATE	SITE	W/L	SCORE
4/11/82	Fayetteville, Ark.	W	7-2
5/9/92	Fayetteville, Ark.	L	8-4
5/9/92	Fayetteville, Ark.	W	15-3
5/10/92	Fayetteville, Ark.	W	10-0
5/15/93	Oxford, Miss.	W	8-7
5/15/93	Oxford, Miss.	W	5-1
5/16/93	Oxford, Miss.	L	3-1
5/13/94	Fayetteville, Ark.	L	12-6
5/14/94	Fayetteville, Ark.	L	7-2
5/15/94	Fayetteville, Ark.	W	8-5
5/12/95	Oxford, Miss.	L	3-1
5/13/95	Oxford, Miss.	L	11-2
5/14/95	Oxford, Miss.	W	5-4
5/18/95	Starkville, Miss.!	W	5-2
5/10/96	Oxford, Miss.	W	18-4
5/11/96	Oxford, Miss.	L	3-2
5/12/96	Oxford, Miss.	W	8-3
4/11/97	Fayetteville, Ark.	W	14-13 (10)
4/12/97	Fayetteville, Ark.	W	12-7
4/13/97	Fayetteville, Ark.	W	8-6
3/27/98	Oxford, Miss.	W	12-10
3/28/98	Oxford, Miss.	W	16-8
3/29/98	Oxford, Miss.	L	13-10
5/7/99	Fayetteville, Ark.	W	8-1
5/8/99	Fayetteville, Ark.	W	9-4
5/9/99	Fayetteville, Ark.	W	7-4
5/12/00	Oxford, Miss.	W	6-1
5/13/00	Oxford, Miss.	L	12-5
5/14/00	Oxford, Miss.	W	8-1
4/6/01	Fayetteville, Ark.	W	3-2
4/7/01	Fayetteville, Ark.	L	11-6
4/8/01	Fayetteville, Ark.	W	10-3

5/10/02	Oxford, Miss.	W	5-4
5/11/02	Oxford, Miss.	W	11-5
5/12/02	Oxford, Miss.	W	10-8
5/2/03	Fayetteville, Ark.	L	5-2
5/3/03	Fayetteville, Ark.	W	7-6
5/4/03	Fayetteville, Ark.	W	6-3
5/23/03	Hoover, Ala.!	L	8-7 (11)
5/7/04	Oxford, Miss.	L	1-0
5/8/04	Oxford, Miss.	W	3-1
5/9/04	Oxford, Miss.	L	5-3
5/27/04	Hoover, Ala.!	W	4-3
5/20/05	Fayetteville, Ark.	L	5-3
5/21/05	Fayetteville, Ark.	L	10-2
5/22/05	Fayetteville, Ark.	L	9-1
5/12/06	Oxford, Miss.	W	12-3
5/13/06	Oxford, Miss.	L	7-3
5/14/06	Oxford, Miss.	L	5-4
5/24/06	Hoover, Ala.!	L	9-4
3/2/07	Minneapolis, Minn.	L	5-4
5/17/07	Fayetteville, Ark.	L	5-4
5/18/07	Fayetteville, Ark.	W	4-3 (10)
5/19/07	Fayetteville, Ark.	L	5-0
4/25/08	Oxford, Miss.	L	12-4
4/26/08	Oxford, Miss.	W	13-11 (10)
4/27/08	Oxford, Miss.	W	12-4
5/14/09	Fayetteville, Ark.	L	7-5
5/15/09	Fayetteville, Ark.	L	9-3
5/16/09	Fayetteville, Ark.	L	16-3
5/7/10	Oxford, Miss.	W	11-4
5/8/10	Oxford, Miss.	L	3-2
5/9/10	Oxford, Miss.	W	7-0
5/19/11	Fayetteville, Ark.	L	2-1
5/21/11	Fayetteville, Ark.	W	2-0
5/21/11	Fayetteville, Ark.	W	5-3
4/21/12	Oxford, Miss.	L	8-2
4/21/12	Oxford, Miss.	L	1-0
4/22/12	Oxford, Miss.	W	11-3
5/23/12	Hoover, Ala.!	L	2-0
3/15/13	Fayetteville, Ark.	L	7-1
3/16/13	Fayetteville, Ark.	W	10-1
3/17/13	Fayetteville, Ark.	L	6-4 (13)
5/22/13	Hoover, Ala.!	W	2-1 (10)
5/2/14	Oxford, Miss.	L	3-2
5/3/14	Oxford, Miss.	L	7-4
5/4/14	Oxford, Miss.	W	11-1
5/21/14	Hoover, Ala.!	W	2-1
5/23/14	Hoover, Ala.!	W	8-7
3/26/15	Fayetteville, Ark.	W	10-3
3/27/15	Fayetteville, Ark.	L	5-4
3/28/15	Fayetteville, Ark.	W	5-2
4/8/16	Oxford, Miss.	L	7-3
4/9/16	Oxford, Miss.	L	14-9
4/10/16	Oxford, Miss.	L	8-7
4/27/17	Fayetteville, Ark.	L	9-1
4/28/17	Fayetteville, Ark.	L	4-1
4/28/17	Fayetteville, Ark.	W	7-4
3/29/18	Oxford, Miss.	W	6-4
3/30/18	Oxford, Miss.	L	5-4
3/31/18	Oxford, Miss.	L	11-10
3/29/19	Fayetteville, Ark.	W	5-3
3/30/19	Fayetteville, Ark.	L	4-3
3/31/19	Fayetteville, Ark.	L	17-7
5/22/19	Hoover, Ala.!	W	5-3
5/24/19	Hoover, Ala.!	L	3-2
6/8/19	Fayetteville, Ark.+	W	11-2
6/9/19	Fayetteville, Ark.+	L	13-5
6/10/19	Fayetteville, Ark.+	W	14-1

OMAHA

Overall Series Record: 0-2
 Record in Fayetteville, Ark.: 0-2

DATE	SITE	W/L	SCORE
4/13/65	Fayetteville, Ark.	L	9-7
4/13/65	Fayetteville, Ark.	L	6-3

ORAL ROBERTS

Overall Series Record: 70-35
 Record in Fayetteville, Ark.: 39-14
 Record in Tulsa, Okla.: 28-20
 Record at Neutral Sites: 3-1

DATE	SITE	W/L	SCORE
4/29/70	Fayetteville, Ark.	W	7-0
4/29/70	Fayetteville, Ark.	W	8-0
4/27/71	Tulsa, Okla.	W	6-1
4/27/71	Tulsa, Okla.	L	6-4
5/4/71	Fayetteville, Ark.	W	12-11
5/4/71	Fayetteville, Ark.	L	5-2
3/25/72	Tulsa, Okla.	L	8-4

3/25/72	Tulsa, Okla.	W	2-1
1973	Tulsa, Okla.	W	5-4
1973	Tulsa, Okla.	L	2-0
3/27/74	Tulsa, Okla.	W	1-0
3/27/74	Tulsa, Okla.	L	1-0
4/15/75	Fayetteville, Ark.	W	5-1
4/15/75	Fayetteville, Ark.	W	4-2
3/30/76	Tulsa, Okla.	W	6-5
3/30/76	Tulsa, Okla.	L	6-3
2/22/77	Fayetteville, Ark.	W	7-0
2/22/77	Fayetteville, Ark.	L	2-0
4/17/79	Tulsa, Okla.	L	5-2
3/11/80	Fayetteville, Ark.	L	7-3
3/11/80	Fayetteville, Ark.	L	5-0
5/3/80	Tulsa, Okla.	W	4-2
5/22/80	Tulsa, Okla.+	W	3-2
3/10/81	Fayetteville, Ark.	L	6-3
3/10/81	Fayetteville, Ark.	L	11-6
5/1/81	Tulsa, Okla.	W	8-6
5/2/81	Tulsa, Okla.	L	5-1
5/2/81	Tulsa, Okla.	L	8-2
5/8/82	Fayetteville, Ark.	W	10-3
5/8/82	Fayetteville, Ark.	L	9-1
5/9/82	Tulsa, Okla.	L	9-4
5/9/82	Tulsa, Okla.	W	10-4
5/6/83	Fayetteville, Ark.	W	6-3
5/6/83	Fayetteville, Ark.	W	11-3
5/7/83	Tulsa, Okla.	L	8-3
5/7/83	Tulsa, Okla.	W	4-1
5/26/83	Stillwater, Okla.+	L	7-6
5/4/84	Fayetteville, Ark.	W	13-1
5/4/84	Fayetteville, Ark.	W	12-4
5/5/84	Tulsa, Okla.	L	9-8
5/5/84	Tulsa, Okla.	W	3-1
5/9/85	Fayetteville, Ark.	W	6-4
5/10/85	Fayetteville, Ark.	W	5-1
5/11/85	Fayetteville, Ark.	W	9-5
5/8/86	Fayetteville, Ark.	W	7-5
5/9/86	Tulsa, Okla.	W	15-6
5/12/86	Tulsa, Okla.	W	9-8 (12)
5/7/87	Fayetteville, Ark.	W	14-4
5/8/87	Fayetteville, Ark.	W	17-5
5/10/87	Tulsa, Okla.	L	10-2
5/15/88	Fayetteville, Ark.	W	18-7
5/16/88	Tulsa, Okla.	L	11-3
4/23/90	Fayetteville, Ark.	W	10-3
2/21/91	Fayetteville, Ark.	W	2-1
3/25/92	Fayetteville, Ark.	L	5-3
3/31/93	Fayetteville, Ark.	W	13-5
4/20/93	Tulsa, Okla.	W	16-1
3/30/94	Tulsa, Okla.	L	8-7
3/31/94	Fayetteville, Ark.	W	7-4
4/12/94	Tulsa, Okla.	L	3-1
4/20/94	Fayetteville, Ark.	L	12-2
3/21/95	Tulsa, Okla.	W	7-0
4/4/95	Tulsa, Okla.	W	8-2 (11)
4/25/95	Tulsa, Okla.	L	5-0
4/26/95	Fayetteville, Ark.	W	9-1
2/20/96	Fayetteville, Ark.	W	19-7
4/2/96	Tulsa, Okla.	W	3-2
4/10/96	Tulsa, Okla.	L	8-7 (10)
4/24/96	Fayetteville, Ark.	W	18-5
4/22/97	Tulsa, Okla.	W	11-6
4/23/97	Fayetteville, Ark.	W	15-5
4/15/98	Fayetteville, Ark.	W	19-7
4/22/98	Tulsa, Okla.	W	8-5
4/14/99	Tulsa, Okla.	W	15-6
4/21/99	Fayetteville, Ark.	L	12-5
4/11/00	Tulsa, Okla.	W	5-4
4/18/00	Fayetteville, Ark.	L	8-4
4/17/01	Tulsa, Okla.	W	4-2
5/1/01	Fayetteville, Ark.	W	10-0
4/16/02	Tulsa, Okla.	W	14-0
4/30/02	Fayetteville, Ark.	W	6-3
6/1/02	Wichita, Kan.+	W	7-6
6/2/02	Wichita, Kan.+	W	11-6
4/1/03	Fayetteville, Ark.	W	9-3
4/15/03	Tulsa, Okla.	W	8-2
4/13/04	Fayetteville, Ark.	L	6-4
4/27/04	Tulsa, Okla.	W	8-4
4/12/05	Tulsa, Okla.	W	15-8
4/26/05	Fayetteville, Ark.	W	5-2
5/2/06	Tulsa, Okla.	L	5-4
6/2/06	Fayetteville, Ark.+	L	4-3 (11)
3/13/07	Fayetteville, Ark.	W	10-2
3/27/07	Tulsa, Okla.	L	5-3
4/8/08	Fayetteville, Ark.	L	9-4
4/15/08	Tulsa, Okla.	L	12-2
4/21/09	Tulsa, Okla.	W	9-6
5/12/09	Fayetteville, Ark.	W	3-2

HISTORY AND RECORDS

SERIES HISTORY ||

SAN DIEGO

Overall Series Record: 0-1
Record in San Diego, Calif.: 0-1

DATE	SITE	W/L	SCORE
2/25/18	San Diego, Calif.	L	7-6

SAN DIEGO STATE

Overall Series Record: 9-1
Record in Fayetteville, Ark.: 4-0
Record in San Diego, Calif.: 4-1
Record at Neutral Sites: 1-0

DATE	SITE	W/L	SCORE
3/3/01	Minneapolis, Minn.	W	6-4
3/10/11	San Diego, Calif.	W	12-4
3/11/11	San Diego, Calif.	W	11-6
3/12/11	San Diego, Calif.	L	3-2
3/13/11	San Diego, Calif.	W	5-2
3/7/13	Fayetteville, Ark.	W	2-0
3/8/13	Fayetteville, Ark.	W	4-3
3/9/13	Fayetteville, Ark.	W	8-2
3/9/13	Fayetteville, Ark.	W	4-1
2/24/18	San Diego, Calif.	W	5-2

SAN FRANCISCO

Overall Series Record: 0-1
Record at Neutral Sites: 0-1

DATE	SITE	W/L	SCORE
3/7/14	Berkeley, Calif.	L	2-1

SAN JOSE STATE

Overall Series Record: 2-0
Record in San Jose, Calif.: 2-0

DATE	SITE	W/L	SCORE
3/18/95	San Jose, Calif.	W	12-8
3/19/95	San Jose, Calif.	W	7-4

SANTA CLARA

Overall Series Record: 1-0
Record at Neutral Sites: 1-0

DATE	SITE	W/L	SCORE
3/17/95	San Jose, Calif.	W	10-3

SCHOOL OF THE OZARKS

Overall Series Record: 8-1
Record in Fayetteville, Ark.: 8-1

DATE	SITE	W/L	SCORE
3/23/84	Fayetteville, Ark.	W	6-2
3/19/85	Fayetteville, Ark.	W	4-3
3/19/85	Fayetteville, Ark.	W	6-0
4/20/87	Fayetteville, Ark.	W	12-1
3/22/89	Fayetteville, Ark.	W	14-5
3/22/89	Fayetteville, Ark.	W	10-0
4/4/90	Fayetteville, Ark.	L	5-1
2/19/91	Fayetteville, Ark.	W	15-5
3/26/92	Fayetteville, Ark.	W	13-3

SIENA

Overall Series Record: 3-0
Record in Fayetteville, Ark.: 3-0

DATE	SITE	W/L	SCORE
3/7/08	Fayetteville, Ark.	W	14-5
3/8/08	Fayetteville, Ark.	W	17-2
3/9/08	Fayetteville, Ark.	W	10-4

SIU-EDWARDSVILLE

Overall Series Record: 1-1
Record in Fayetteville, Ark.: 1-1

DATE	SITE	W/L	SCORE
3/29/76	Fayetteville, Ark.	L	5-2
3/29/76	Fayetteville, Ark.	W	7-3

SMU

Overall Series Record: 22-4
Record in Fayetteville, Ark.: 11-0
Record in Dallas, Texas: 11-4

DATE	SITE	W/L	SCORE
4/4/61	Dallas, Texas	L	7-1
4/5/61	Dallas, Texas	W	11-7
4/4/67	Fayetteville, Ark.	W	4-1
4/4/67	Fayetteville, Ark.	W	8-7
4/22/69	Dallas, Texas	L	8-3
1973	Dallas, Texas	W	3-1
1973	Dallas, Texas	W	4-3

Record in Houston, Texas: 16-11
Record at Neutral Sites: 3-3

DATE	SITE	W/L	SCORE
4/2/71	Edinburg, Texas	L	5-2
4/3/71	Edinburg, Texas	L	4-3
4/6/74	Fayetteville, Ark.	L	6-5
4/6/74	Fayetteville, Ark.	W	6-3
4/6/74	Fayetteville, Ark.	W	9-7
4/4/75	Houston, Texas	W	5-0
4/5/75	Houston, Texas	L	5-1
4/5/75	Houston, Texas	L	9-0
4/16/76	Fayetteville, Ark.	W	4-1
4/17/76	Fayetteville, Ark.	W	4-1
4/17/76	Fayetteville, Ark.	W	1-0
4/15/77	Houston, Texas	L	8-3
4/16/77	Houston, Texas	W	7-1
4/16/77	Houston, Texas	W	9-4
3/10/78	Fayetteville, Ark.	W	6-0
3/11/78	Fayetteville, Ark.	W	1-0
3/11/78	Fayetteville, Ark.	W	6-0
3/9/79	Houston, Texas	W	6-3
3/10/79	Houston, Texas	W	7-2
3/10/79	Houston, Texas	W	12-3
4/11/80	Fayetteville, Ark.	W	14-6
4/12/80	Fayetteville, Ark.	W	5-2
4/12/80	Fayetteville, Ark.	L	9-8
3/27/81	Houston, Texas	W	3-2
3/28/81	Houston, Texas	L	5-4
3/28/81	Houston, Texas	L	4-3
5/16/81	Austin, Texas!	W	5-4
3/26/82	Fayetteville, Ark.	T	4-4 (11)
3/27/82	Fayetteville, Ark.	W	2-1
3/27/82	Fayetteville, Ark.	W	17-2
3/28/82	Fayetteville, Ark.	W	6-1
3/19/83	Houston, Texas	L	6-1
3/19/83	Houston, Texas	L	3-2 (12)
3/20/83	Houston, Texas	W	7-4 (10)
3/25/84	Fayetteville, Ark.	W	5-3
3/25/84	Fayetteville, Ark.	W	6-3
3/26/84	Fayetteville, Ark.	L	7-2
5/12/84	Austin, Texas!	L	8-1
3/17/85	Houston, Texas	W	8-4
3/17/85	Houston, Texas	L	13-2
3/15/86	Fayetteville, Ark.	W	6-0
3/15/86	Fayetteville, Ark.	W	10-5
3/15/86	Fayetteville, Ark.	W	15-7
4/24/87	Houston, Texas	W	4-3
4/25/87	Houston, Texas	W	5-1
4/25/87	Houston, Texas	W	3-0
5/13/88	Fayetteville, Ark.	W	6-1
5/14/88	Fayetteville, Ark.	W	10-1
5/14/88	Fayetteville, Ark.	W	9-8
4/21/89	Houston, Texas	W	10-2
4/22/89	Houston, Texas	L	3-1
4/22/89	Houston, Texas	W	8-4
4/20/90	Fayetteville, Ark.	W	9-1
4/21/90	Fayetteville, Ark.	L	2-1 (11)
4/21/90	Fayetteville, Ark.	W	6-5
5/17/90	Austin, Texas!	W	7-5
3/8/91	Houston, Texas	L	4-3
3/9/91	Houston, Texas	W	8-4
3/9/91	Houston, Texas	L	9-8
6/2/12	Houston, Texas+	W	1-0
2/26/16	Houston, Texas	W	5-2

SAINT LOUIS

Overall Series Record: 9-0
Record in Fayetteville, Ark.: 8-0
Record in St. Louis, Mo.: 1-0

DATE	SITE	W/L	SCORE
3/10/87	Fayetteville, Ark.	W	20-10
3/11/87	Fayetteville, Ark.	W	9-0
3/11/87	Fayetteville, Ark.	W	15-5
3/3/90	Fayetteville, Ark.	W	14-4
3/3/90	Fayetteville, Ark.	W	10-7
3/7/00	Fayetteville, Ark.	W	7-4
3/8/00	Fayetteville, Ark.	W	14-4
3/20/02	St. Louis, Mo.	W	6-4
4/7/10	Fayetteville, Ark.	W	32-8

SAM HOUSTON STATE

Overall Series Record: 2-0
Record at Neutral Sites: 2-0

DATE	SITE	W/L	SCORE
6/1/12	Houston, Texas+	W	5-4
6/3/12	Houston, Texas+	W	5-1



4/20/10	Fayetteville, Ark.	W	9-5
4/19/11	Tulsa, Okla.	W	6-5
4/24/12	Fayetteville, Ark.	W	6-1
5/29/15	Stillwater, Okla.+	W	8-6
6/2/17	Fayetteville, Ark.+	W	3-0
6/4/17	Fayetteville, Ark.+	W	4-3
6/1/18	Fayetteville, Ark.+	W	10-2
4/9/19	Fayetteville, Ark.	W	15-8

OREGON STATE

Overall Series Record: 3-3
Record at Neutral Sites: 3-3

DATE	SITE	W/L	SCORE
5/22/86	Stillwater, Okla.+	W	4-3
5/24/86	Stillwater, Okla.+	L	1-0
3/17/95	San Jose, Calif.	W	5-4
6/26/18	Omaha, Neb.+	W	4-1
6/27/18	Omaha, Neb.+	L	5-3
6/28/18	Omaha, Neb.+	L	5-0

PACIFIC

Overall Series Record: 0-1
Record at Neutral Sites: 0-1

DATE	SITE	W/L	SCORE
3/3/13	Surprise, Ariz.	L	4-3

PACIFIC LUTHERAN

Overall Series Record: 1-0
Record at Neutral Sites: 1-0

DATE	SITE	W/L	SCORE
3/15/92	Seattle, Wash.	W	8-1

PENN STATE

Overall Series Record: 1-0
Record at Neutral Sites: 1-0

DATE	SITE	W/L	SCORE
3/1/89	Lakeland, Fla.	W	2-1

PEPPERDINE

Overall Series Record: 1-1
Record at Neutral Sites: 1-1

DATE	SITE	W/L	SCORE
6/1/79	Omaha, Neb.+	W	5-4
5/30/08	Palo Alto, Calif.+	L	4-3

PITTSBURG STATE

Overall Series Record: 15-0
Record in Fayetteville, Ark.: 11-0
Record in Pittsburg, Kan.: 4-0

DATE	SITE	W/L	SCORE
4/7/62	Fayetteville, Ark.	W	5-1
4/7/62	Fayetteville, Ark.	W	11-3
4/30/63	Pittsburg, Kan.	W	9-4
4/30/63	Pittsburg, Kan.	W	2-1
1967	Fayetteville, Ark.	W	8-1
1967	Fayetteville, Ark.	W	6-2
4/27/68	Pittsburg, Kan.	W	8-4
4/27/68	Pittsburg, Kan.	W	3-0
4/17/71	Fayetteville, Ark.	W	6-0
4/17/71	Fayetteville, Ark.	W	11-1
4/11/72	Fayetteville, Ark.	W	5-0
4/11/72	Fayetteville, Ark.	W	9-0
3/5/96	Fayetteville, Ark.	W	10-5
2/18/98	Fayetteville, Ark.	W	13-4
4/17/02	Fayetteville, Ark.	W	5-1

PRINCETON

Overall Series Record: 1-0
Record in Fayetteville, Ark.: 1-0

DATE	SITE	W/L	SCORE
6/3/06	Fayetteville, Ark.+	W	6-2

RHODE ISLAND

Overall Series Record: 2-1
Record in Fayetteville, Ark.: 2-1

DATE	SITE	W/L	SCORE
3/10/17	Fayetteville, Ark.	W	5-2
3/10/17	Fayetteville, Ark.	W	3-2
3/12/17	Fayetteville, Ark.	L	3-0

RICE

Overall Series Record: 42-18-1
Record in Fayetteville, Ark.: 23-4-1

II SERIES HISTORY



3/15/74	Fayetteville, Ark.	W	4-2
3/16/74	Fayetteville, Ark.	W	11-3
3/16/74	Fayetteville, Ark.	W	6-2
1975	Dallas, Texas	W	4-1
3/26/76	Dallas, Texas	W	17-2
3/27/76	Dallas, Texas	W	10-1
3/27/76	Dallas, Texas	W	2-1
3/25/77	Fayetteville, Ark.	W	1-0
3/26/77	Fayetteville, Ark.	W	4-1
3/26/77	Fayetteville, Ark.	W	3-1
3/31/78	Dallas, Texas	W	5-2
4/1/78	Dallas, Texas	W	9-2
4/1/78	Dallas, Texas	W	6-4
3/30/79	Fayetteville, Ark.	W	3-1
3/31/79	Fayetteville, Ark.	W	3-1
3/31/79	Fayetteville, Ark.	W	9-2
2/29/80	Dallas, Texas	W	2-0
3/1/80	Dallas, Texas	L	2-1
3/1/80	Dallas, Texas	L	9-1

SOUTH ALABAMA

Overall Series Record: 5-3
Record in Fayetteville, Ark.: 3-3
Record in Mobile, Ala.: 2-0

DATE	SITE	W/L	SCORE
2/12/06	Mobile, Ala.	W	8-7
2/28/14	Fayetteville, Ark.	W	2-1
3/1/14	Fayetteville, Ark.	L	2-1
3/1/14	Fayetteville, Ark.	L	5-3
2/21/15	Mobile, Ala.	W	7-0
3/6/20	Fayetteville, Ark.	L	13-6
3/7/20	Fayetteville, Ark.	W	15-2
3/8/20	Fayetteville, Ark.	W	5-3

SOUTH CAROLINA

Overall Series Record: 42-34
Record in Fayetteville, Ark.: 22-12
Record in Columbia, S.C.: 14-16
Record at Neutral Sites: 6-6

DATE	SITE	W/L	SCORE
5/31/85	Omaha, Neb.+	W	1-0
3/28/92	Fayetteville, Ark.	W	8-3
3/28/92	Fayetteville, Ark.	W	7-2
3/29/92	Fayetteville, Ark.	L	20-11
5/13/92	New Orleans, La.!	W	8-6
5/15/92	New Orleans, La.!	L	9-5
4/3/93	Columbia, S.C.	L	18-11
4/3/93	Columbia, S.C.	L	8-1
4/4/93	Columbia, S.C.	L	5-3
3/29/96	Fayetteville, Ark.	W	8-1
3/30/96	Fayetteville, Ark.	W	2-1
3/31/96	Fayetteville, Ark.	L	13-2
3/28/97	Columbia, S.C.	W	11-8
3/29/97	Columbia, S.C.	L	14-9
3/30/97	Columbia, S.C.	W	30-7
3/6/98	Fayetteville, Ark.	W	11-1
3/8/98	Fayetteville, Ark.	W	17-16
5/14/99	Columbia, S.C.	W	8-2
5/15/99	Columbia, S.C.	L	16-6
5/16/99	Columbia, S.C.	W	13-5
5/5/00	Fayetteville, Ark.	L	8-2
5/6/00	Fayetteville, Ark.	W	11-10
5/7/00	Fayetteville, Ark.	W	9-3
3/9/01	Columbia, S.C.	L	16-5
3/10/01	Columbia, S.C.	L	7-4
3/11/01	Columbia, S.C.	L	9-3
4/5/02	Fayetteville, Ark.	W	7-4
4/6/02	Fayetteville, Ark.	W	8-7 (15)
5/22/02	Hoover, Ala.!	L	10-1
5/24/02	Hoover, Ala.!	L	4-1
3/14/03	Columbia, S.C.	L	7-2
3/16/03	Columbia, S.C.	W	2-1
3/16/03	Columbia, S.C.	W	4-1
3/26/04	Fayetteville, Ark.	W	5-3
3/27/04	Fayetteville, Ark.	W	5-4
3/28/04	Fayetteville, Ark.	L	10-2
5/29/04	Hoover, Ala.!	L	3-2
3/18/05	Columbia, S.C.	W	9-1
3/19/05	Columbia, S.C.	L	12-3
3/20/05	Columbia, S.C.	W	5-3
5/24/07	Hoover, Ala.!	W	6-0
5/26/07	Hoover, Ala.!	W	3-2
5/9/08	Fayetteville, Ark.	W	12-11
5/10/08	Fayetteville, Ark.	W	6-3
5/11/08	Fayetteville, Ark.	W	4-2
4/3/09	Columbia, S.C.	W	6-4
4/4/09	Columbia, S.C.	L	9-1
4/5/09	Columbia, S.C.	W	7-4

5/14/10	Fayetteville, Ark.	L	3-2
5/15/10	Fayetteville, Ark.	L	5-0
5/16/10	Fayetteville, Ark.	L	5-3
5/13/11	Columbia, S.C.	W	6-2
5/14/11	Columbia, S.C.	L	6-5
5/15/11	Columbia, S.C.	L	7-1
5/4/12	Fayetteville, Ark.	L	8-6 (10)
5/5/12	Fayetteville, Ark.	W	7-6
5/6/12	Fayetteville, Ark.	L	10-7
6/18/12	Omaha, Neb.+	W	2-1
6/21/12	Omaha, Neb.+	L	2-0
6/22/12	Omaha, Neb.+	L	3-2
3/22/13	Columbia, S.C.	W	15-3
3/23/13	Columbia, S.C.	W	4-2
3/24/13	Columbia, S.C.	W	5-3 (11)
4/4/14	Fayetteville, Ark.	L	2-1
4/4/14	Fayetteville, Ark.	W	4-1
4/5/14	Fayetteville, Ark.	W	7-0
3/18/16	Columbia, S.C.	L	10-6
3/19/16	Columbia, S.C.	L	6-2
3/20/16	Columbia, S.C.	L	8-6
4/12/18	Fayetteville, Ark.	L	3-2
4/14/18	Fayetteville, Ark.	W	2-0
4/14/18	Fayetteville, Ark.	W	3-0
5/23/18	Hoover, Ala.!	W	13-8
6/9/18	Fayetteville, Ark.+	W	9-3
6/10/18	Fayetteville, Ark.+	L	8-5
6/11/18	Fayetteville, Ark.+	W	14-4

SOUTH DAKOTA

Overall Series Record: 6-0
Record in Fayetteville, Ala.: 6-0

DATE	SITE	W/L	SCORE
4/13/79	Fayetteville, Ark.	W	4-0
4/13/79	Fayetteville, Ark.	W	7-0
4/14/79	Fayetteville, Ark.	W	7-1
4/14/79	Fayetteville, Ark.	W	8-1
3/9/82	Fayetteville, Ark.	W	12-4
3/9/82	Fayetteville, Ark.	W	10-0

SOUTH DAKOTA STATE

Overall Series Record: 3-1
Record in Fayetteville, Ark.: 3-1

DATE	SITE	W/L	SCORE
3/5/08	Fayetteville, Ark.	W	13-1
3/5/08	Fayetteville, Ark.	W	20-4
3/9/10	Fayetteville, Ark.	L	3-2
3/10/10	Fayetteville, Ark.	W	21-2

SOUTHEAST MISSOURI STATE

Overall Series Record: 6-5
Record in Fayetteville, Ark.: 6-5

DATE	SITE	W/L	SCORE
4/12/95	Fayetteville, Ark.	W	10-6
3/26/96	Fayetteville, Ark.	W	8-3
2/11/00	Fayetteville, Ark.	W	4-3
2/12/00	Fayetteville, Ark.	W	3-1
2/13/00	Fayetteville, Ark.	L	8-7
5/14/02	Fayetteville, Ark.	L	5-1
5/15/02	Fayetteville, Ark.	L	5-4
5/3/11	Fayetteville, Ark.	W	10-0
5/4/11	Fayetteville, Ark.	L	5-6
3/17/15	Fayetteville, Ark.	W	4-3
3/18/15	Fayetteville, Ark.	L	12-11

SOUTHEAST OKLAHOMA STATE

Overall Series Record: 6-0
Record in Fayetteville, Ark.: 6-0

DATE	SITE	W/L	SCORE
3/5/85	Fayetteville, Ark.	W	15-6
4/28/87	Fayetteville, Ark.	W	14-10
4/25/88	Fayetteville, Ark.	W	10-5
4/26/88	Fayetteville, Ark.	W	15-13
4/9/89	Fayetteville, Ark.	W	11-1
3/4/94	Fayetteville, Ark.	W	13-6

SOUTHERN CALIFORNIA

Overall Series Record: 4-3
Record in Fayetteville, Ark.: 2-1
Record in Los Angeles, Calif.: 2-1
Record at Neutral Sites: 0-1

DATE	SITE	W/L	SCORE
5/24/96	Lubbock, Texas+	L	15-5
3/2/18	Fayetteville, Ark.	W	4-0
3/3/18	Fayetteville, Ark.	L	3-1

3/4/18	Fayetteville, Ark.	W	7-6 (8 inn.)
2/21/19	Los Angeles, Calif.	W	6-3
2/22/19	Los Angeles, Calif.	W	8-6
2/23/19	Los Angeles, Calif.	L	6-4 (10 inn.)

SOUTHERN ILLINOIS

Overall Series Record: 3-6
Record in Fayetteville, Ark.: 3-6

DATE	SITE	W/L	SCORE
5/5/66	Fayetteville, Ark.	L	7-0
3/4/79	Fayetteville, Ark.	L	3-2
3/4/79	Fayetteville, Ark.	L	18-5
3/9/80	Fayetteville, Ark.	W	6-5
3/9/80	Fayetteville, Ark.	L	8-4
3/2/82	Fayetteville, Ark.	L	3-0
3/2/82	Fayetteville, Ark.	W	2-1
3/1/83	Fayetteville, Ark.	L	7-3
3/1/83	Fayetteville, Ark.	W	6-2

SOUTHERN MISS

Overall Series Record: 5-8
Record in Fayetteville, Ark.: 3-1
Record in Hattiesburg, Miss.: 2-7

DATE	SITE	W/L	SCORE
4/12/63	Hattiesburg, Miss.	L	5-4
4/13/63	Hattiesburg, Miss.	L	4-0
4/16/65	Hattiesburg, Miss.	L	4-1
4/17/65	Hattiesburg, Miss.	L	15-9
4/13/66	Hattiesburg, Miss.	L	13-0
4/14/66	Hattiesburg, Miss.	L	19-0
3/11/94	Fayetteville, Ark.	W	4-2
3/12/94	Fayetteville, Ark.	W	16-9
3/13/94	Fayetteville, Ark.	L	9-8 (10)
3/10/95	Hattiesburg, Miss.	W	10-1
3/11/95	Hattiesburg, Miss.	L	4-3 (12)
3/12/95	Hattiesburg, Miss.	W	8-2
6/2/18	Fayetteville, Ark.+	W	10-2

SOUTHWEST BAPTIST

Overall Series Record: 18-0
Record in Fayetteville, Ark.: 18-0

DATE	SITE	W/L	SCORE
3/13/76	Fayetteville, Ark.	W	9-1
3/13/76	Fayetteville, Ark.	W	6-1
3/5/79	Fayetteville, Ark.	W	5-0
3/5/79	Fayetteville, Ark.	W	9-2
3/12/80	Fayetteville, Ark.	W	10-3
3/12/80	Fayetteville, Ark.	W	11-1
3/17/81	Fayetteville, Ark.	W	20-9
3/17/81	Fayetteville, Ark.	W	8-3
2/26/83	Fayetteville, Ark.	W	10-1
2/26/83	Fayetteville, Ark.	W	8-2
3/21/84	Fayetteville, Ark.	W	21-0
3/21/84	Fayetteville, Ark.	W	33-4
4/18/88	Fayetteville, Ark.	W	16-3
3/21/89	Fayetteville, Ark.	W	12-1
2/22/93	Fayetteville, Ark.	W	21-5
2/22/94	Fayetteville, Ark.	W	15-6
2/21/95	Fayetteville, Ark.	W	10-1
2/23/98	Fayetteville, Ark.	W	20-2

SOUTHWESTERN (OKLA.) STATE

Overall Series Record: 1-3
Record in Fayetteville, Ark.: 1-3

DATE	SITE	W/L	SCORE
4/6/72	Fayetteville, Ark.	L	6-2
4/8/75	Fayetteville, Ark.	L	8-7
4/8/75	Fayetteville, Ark.	L	7-4
3/1/77	Fayetteville, Ark.	W	2-0

STANFORD

Overall Series Record: 1-3
Record in Palo Alto, Calif.: 0-1
Record at Neutral Sites: 1-2

DATE	SITE	W/L	SCORE
6/6/85	Omaha, Neb.+	W	10-4
5/24/86	Stillwater, Okla.+	L	1-0
5/27/95	Wichita, Kan.+	L	10-3
5/31/08	Palo Alto, Calif.+	L	5-1

STONY BROOK

Overall Series Record: 3-0
Record in Fayetteville, Ark.: 3-0

DATE	SITE	W/L	SCORE
3/1/19	Fayetteville, Ark.	W	3-1
3/1/19	Fayetteville, Ark.	W	4-3
3/2/19	Fayetteville, Ark.	W	15-7

SERIES HISTORY II



ST. CLOUD STATE

Overall Series Record: 2-0-1
Record in Fayetteville, Ark.: 2-0-1

DATE	SITE	W/L	SCORE
1971	Fayetteville, Ark.	W	8-7
3/20/72	Fayetteville, Ark.	W	9-6
3/19/73	Fayetteville, Ark.	T	17-17

ST. EDWARDS

Overall Series Record: 1-1
Record in Austin, Texas: 0-1
Record at Neutral Sites: 1-0

DATE	SITE	W/L	SCORE
3/31/67	San Antonio, Texas	W	8-6
1970	Austin, Texas	L	8-7

STEPHEN F. AUSTIN

Overall Series Record: 7-0
Record in Fayetteville, Ark.: 6-0
Record at Neutral Sites: 1-0

DATE	SITE	W/L	SCORE
3/13/89	Fayetteville, Ark.	W	9-1
2/18/06	Edinburg, Texas	W	15-7
4/17/12	Fayetteville, Ark.	W	8-3
4/17/12	Fayetteville, Ark.	W	4-3
4/15/14	Fayetteville, Ark.	W	7-2
4/14/15	Fayetteville, Ark.	W	8-2
4/15/15	Fayetteville, Ark.	W	15-3

ST. JOHN'S

Overall Series Record: 4-0
Record in Fayetteville, Ark.: 3-0
Record at Neutral Sites: 1-0

DATE	SITE	W/L	SCORE
2/20/04	Fayetteville, Ark.	W	14-7
2/21/04	Fayetteville, Ark.	W	6-5
2/22/04	Fayetteville, Ark.	W	14-3
5/31/15	Stillwater, Okla.+	W	4-3

ST. MARY'S (TEXAS)

Overall Series Record: 2-2
Record in San Antonio, Texas: 2-2

DATE	SITE	W/L	SCORE
3/25/68	San Antonio, Texas	W	3-2
1970	San Antonio, Texas	W	8-1
3/26/70	San Antonio, Texas	L	1-0
3/29/71	San Antonio, Texas	L	4-2

ST. OLAF

Overall Series Record: 2-0
Record in Fayetteville, Texas: 2-0

DATE	SITE	W/L	SCORE
3/27/73	Fayetteville, Ark.	W	4-0
3/27/89	Fayetteville, Ark.	W	11-3

TCU

Overall Series Record: 47-19
Record in Fayetteville, Ark.: 27-2
Record in Fort Worth, Texas: 19-17
Record at Neutral Sites: 1-0

DATE	SITE	W/L	SCORE
4/3/61	Fort Worth, Texas	W	7-4
3/22/66	Fort Worth, Texas	L	9-3
4/21/69	Fort Worth, Texas	L	14-13
4/12/74	Fort Worth, Texas	L	8-2
4/13/74	Fort Worth, Texas	L	6-5
4/13/74	Fort Worth, Texas	L	5-3
4/11/75	Fort Worth, Texas	L	9-8
4/12/75	Fort Worth, Texas	L	13-1
4/12/75	Fort Worth, Texas	L	4-2
4/2/76	Fayetteville, Ark.	W	7-5
4/3/76	Fayetteville, Ark.	L	6-5
4/3/76	Fayetteville, Ark.	W	7-6
4/1/77	Fort Worth, Texas	L	5-2
4/2/77	Fort Worth, Texas	W	3-0
4/2/77	Fort Worth, Texas	W	6-5
3/24/78	Fayetteville, Ark.	W	6-3
3/25/78	Fayetteville, Ark.	W	4-3
3/25/78	Fayetteville, Ark.	W	7-2
3/23/79	Fort Worth, Texas	W	7-1
3/24/79	Fort Worth, Texas	W	10-1
3/24/79	Fort Worth, Texas	W	9-4
4/25/80	Fayetteville, Ark.	W	5-1
4/26/80	Fayetteville, Ark.	W	3-2

4/26/80	Fayetteville, Ark.	W	18-17
3/13/81	Fort Worth, Texas	W	4-1
3/14/81	Fort Worth, Texas	L	6-5
3/14/81	Fort Worth, Texas	L	6-5
3/13/82	Fayetteville, Ark.	W	3-1
3/13/82	Fayetteville, Ark.	W	2-1
3/13/82	Fayetteville, Ark.	W	8-4
4/23/83	Fort Worth, Texas	W	4-3
4/23/83	Fort Worth, Texas	W	10-5
4/24/83	Fort Worth, Texas	W	9-3
4/28/84	Fayetteville, Ark.	W	6-5
4/28/84	Fayetteville, Ark.	W	8-5
4/29/84	Fayetteville, Ark.	W	6-5 (10)
4/19/85	Fort Worth, Texas	W	19-7
4/20/85	Fort Worth, Texas	L	4-3
4/20/85	Fort Worth, Texas	W	12-6
4/18/86	Fayetteville, Ark.	W	13-3
4/20/86	Fayetteville, Ark.	W	7-6
4/20/86	Fayetteville, Ark.	W	6-5 (10)
4/10/87	Fort Worth, Texas	W	9-7
4/11/87	Fort Worth, Texas	L	7-6
4/11/87	Fort Worth, Texas	W	13-7
4/15/88	Fayetteville, Ark.	W	3-2
4/16/88	Fayetteville, Ark.	L	3-1
4/16/88	Fayetteville, Ark.	W	3-2
4/7/89	Fort Worth, Texas	W	5-4
4/8/89	Fort Worth, Texas	W	8-6
4/8/89	Fort Worth, Texas	W	11-3
4/6/90	Fayetteville, Ark.	W	10-3
4/7/90	Fayetteville, Ark.	W	4-3
4/7/90	Fayetteville, Ark.	W	7-3
4/12/91	Fort Worth, Texas	L	4-1
4/13/91	Fort Worth, Texas	W	12-2
4/14/91	Fort Worth, Texas	W	12-6
2/11/94	Fort Worth, Texas	L	7-3
2/12/94	Fort Worth, Texas	L	21-4
2/13/94	Fort Worth, Texas	L	6-4 (13)
3/4/95	Fayetteville, Ark.	W	9-7
3/5/95	Fayetteville, Ark.	W	8-4
3/5/95	Fayetteville, Ark.	W	3-2
2/17/06	Edinburg, Texas	W	5-2
6/1/19	Fayetteville, Ark.+	W	3-1
6/2/19	Fayetteville, Ark.+	W	6-0

TENNESSEE

Overall Series Record: 36-27
Record in Fayetteville, Ark.: 19-10
Record in Knoxville, Tenn.: 14-16
Record at Neutral Sites: 3-1

DATE	SITE	W/L	SCORE
3/14/92	Seattle, Wash.	W	1-0
3/25/94	Fayetteville, Ark.	L	8-4
3/26/94	Fayetteville, Ark.	L	12-11 (10)
3/27/94	Fayetteville, Ark.	W	17-11
3/24/95	Knoxville, Tenn.	L	7-0
3/25/95	Knoxville, Tenn.	L	5-4 (12)
3/26/95	Knoxville, Tenn.	L	5-4
3/9/96	Fayetteville, Ark.	L	9-3
3/9/96	Fayetteville, Ark.	L	4-3
3/10/96	Fayetteville, Ark.	W	15-3
3/7/97	Knoxville, Tenn.	L	5-3
3/8/97	Knoxville, Tenn.	L	13-10
3/9/97	Knoxville, Tenn.	L	13-12
4/17/98	Knoxville, Tenn.	W	11-8
3/26/99	Fayetteville, Ark.	W	10-6
3/27/99	Fayetteville, Ark.	W	7-3
3/28/99	Fayetteville, Ark.	W	13-12
3/10/00	Knoxville, Tenn.	W	10-5
3/11/00	Knoxville, Tenn.	W	14-5
3/12/00	Knoxville, Tenn.	L	14-0
4/20/01	Knoxville, Tenn.	L	8-7
4/21/01	Knoxville, Tenn.	L	6-3
4/22/01	Knoxville, Tenn.	W	14-1
4/19/02	Fayetteville, Ark.	L	14-9
4/20/02	Fayetteville, Ark.	W	7-6 (12)
4/21/02	Fayetteville, Ark.	W	9-2
5/9/03	Knoxville, Tenn.	L	1-0 (12)
5/10/03	Knoxville, Tenn.	L	8-1
5/11/03	Knoxville, Tenn.	L	4-3 (11)
4/30/04	Fayetteville, Ark.	L	9-3
5/1/04	Fayetteville, Ark.	W	4-1
5/2/04	Fayetteville, Ark.	W	5-3
5/26/04	Hoover, Ala.!	L	8-6
5/28/04	Hoover, Ala.!	W	4-1
4/15/05	Knoxville, Tenn.	W	4-1
4/16/05	Knoxville, Tenn.	L	8-2
4/17/05	Knoxville, Tenn.	L	4-3
3/31/06	Fayetteville, Ark.	W	6-1
4/1/06	Fayetteville, Ark.	L	11-6

4/2/06	Fayetteville, Ark.	W	13-11
3/30/07	Knoxville, Tenn.	W	6-2
3/31/07	Knoxville, Tenn.	W	4-3
4/1/07	Knoxville, Tenn.	W	11-7
4/18/08	Fayetteville, Ark.	W	5-4
4/19/08	Fayetteville, Ark.	W	5-4 (10)
4/20/08	Fayetteville, Ark.	L	7-6 (10)
4/24/09	Knoxville, Tenn.	W	9-3
4/25/09	Knoxville, Tenn.	L	5-4
4/26/09	Knoxville, Tenn.	W	15-8
5/17/12	Knoxville, Tenn.	W	8-0
5/18/12	Knoxville, Tenn.	W	10-3
5/19/12	Knoxville, Tenn.	W	8-2
5/10/13	Fayetteville, Ark.	L	8-3
5/11/13	Fayetteville, Ark.	W	11-1
5/12/13	Fayetteville, Ark.	W	10-2
5/8/15	Fayetteville, Ark.	L	5-4
5/10/15	Fayetteville, Ark.	W	5-2
5/19/15	Hoover, Ala.!	W	2-1
5/4/17	Knoxville, Tenn.	L	5-4
5/6/17	Knoxville, Tenn.	W	2-0
4/26/19	Fayetteville, Ark.	W	11-9
4/27/19	Fayetteville, Ark.	W	15-3
4/28/19	Fayetteville, Ark.	W	4-3 (10)

TEXAS

Overall Series Record: 32-56
Record in Fayetteville, Ark.: 14-15
Record in Austin, Texas: 14-29
Record at Neutral Sites: 4-12

DATE	SITE	W/L	SCORE
3/29/74	Fayetteville, Ark.	L	19-4
3/30/74	Fayetteville, Ark.	L	3-2
3/30/74	Fayetteville, Ark.	W	8-5
3/29/75	Austin, Texas	L	6-1
3/29/75	Austin, Texas	L	5-1
3/29/75	Austin, Texas	L	3-2
4/23/76	Austin, Texas	L	10-1
4/24/76	Austin, Texas	L	6-3
4/24/76	Austin, Texas	W	5-2
4/22/77	Fayetteville, Ark.	L	5-1
4/23/77	Fayetteville, Ark.	L	7-1
4/23/77	Fayetteville, Ark.	W	1-0
5/14/77	Austin, Texas!	L	8-1
3/3/78	Austin, Texas	W	5-4
3/4/78	Austin, Texas	W	2-1
3/4/78	Austin, Texas	L	8-3
3/2/79	Fayetteville, Ark.	W	2-0
3/3/79	Fayetteville, Ark.	L	3-2
3/3/79	Fayetteville, Ark.	L	1-0
5/13/79	Austin, Texas!	L	6-2
5/14/79	Austin, Texas!	L	12-6
6/5/79	Omaha, Neb.+	W	9-4
4/4/80	Austin, Texas	W	2-1
4/5/80	Austin, Texas	L	15-3
4/5/80	Austin, Texas	W	8-6
5/8/80	College Station, Texas!	L	6-4
5/9/80	College Station, Texas!	W	8-7
5/10/80	College Station, Texas!	L	9-4
4/3/81	Fayetteville, Ark.	W	7-0
4/4/81	Fayetteville, Ark.	L	5-4
4/4/81	Fayetteville, Ark.	L	8-6
5/18/81	Austin, Texas!	L	11-1
4/2/82	Austin, Texas	W	8-1
4/3/82	Austin, Texas	L	11-5
4/3/82	Austin, Texas	L	5-2
5/15/82	College Station, Texas!	L	8-0
3/27/83	Little Rock, Ark.	L	9-4
3/27/83	Little Rock, Ark.	L	6-1
3/27/83	Little Rock, Ark.	L	11-9
5/14/83	Austin, Texas!	L	9-2
5/15/83	Austin, Texas!	W	5-4
5/16/83	Austin, Texas!	L	14-0
3/30/84	Austin, Texas	L	5-2
3/31/84	Austin, Texas	L	7-5
3/31/84	Austin, Texas	W	13-4
5/11/84	Austin, Texas!	L	8-1
3/22/85	Fayetteville, Ark.	W	5-4
3/23/85	Fayetteville, Ark.	W	2-1
3/23/85	Fayetteville, Ark.	L	13-3
5/18/85	Fayetteville, Ark.!	W	9-5
5/19/85	Fayetteville, Ark.!	W	10-6
6/8/85	Omaha, Neb.+	L	8-7
3/21/86	Austin, Texas	L	8-0
3/22/86	Austin, Texas	W	3-0
3/22/86	Austin, Texas	L	12-3
5/1/87	Fayetteville, Ark.	L	9-5
5/2/87	Fayetteville, Ark.	W	9-3
5/2/87	Fayetteville, Ark.	L	4-1

II SERIES HISTORY



5/17/87	Austin, Texas!	L	10-3
5/18/87	Austin, Texas!	L	3-2
5/30/87	Omaha, Neb.+	L	13-6
5/7/88	Austin, Texas	W	5-0
5/8/88	Austin, Texas	L	8-1
5/8/88	Austin, Texas	L	15-2
5/20/88	Fayetteville, Ark.!	L	7-1
4/28/89	Fayetteville, Ark.	L	5-4
4/29/89	Fayetteville, Ark.	W	8-4
4/29/89	Fayetteville, Ark.	W	14-7
5/18/89	College Station, Texas!	L	8-3
5/20/89	College Station, Texas!	L	9-1
4/27/90	Austin, Texas	W	13-11
4/28/90	Austin, Texas	L	4-3
4/28/90	Austin, Texas	W	6-5
5/18/90	Austin, Texas!	L	11-4
5/3/91	Fayetteville, Ark.	L	4-2
5/4/91	Fayetteville, Ark.	L	3-2
5/4/91	Fayetteville, Ark.	W	4-2
6/18/04	Omaha, Neb.+	L	13-2
6/4/05	Austin, Texas+	W	9-2
6/5/05	Austin, Texas+	L	19-8
6/6/05	Austin, Texas+	L	5-2
3/4/12	Houston, Texas	W	7-3
3/13/18	Fayetteville, Ark.	W	13-4
3/14/18	Fayetteville, Ark.	W	7-5
6/17/18	Omaha, Neb.+	W	11-5
3/19/19	Austin, Texas	W	11-4
3/20/19	Austin, Texas	L	7-6
2/29/20	Houston, Texas	L	8-7

TEXAS A&M

Overall Series Record: 43-43

Record in Fayetteville, Ark.: 19-20

Record in College Station, Texas: 21-21

Record at Neutral Sites: 3-2

DATE	SITE	W/L	SCORE
3/22/74	College Station, Texas	L	5-2
3/23/74	College Station, Texas	L	15-1
3/23/74	College Station, Texas	L	15-0
3/21/75	Fayetteville, Ark.	W	4-1
3/22/75	Fayetteville, Ark.	L	3-2
3/22/75	Fayetteville, Ark.	L	5-0
4/30/76	Fayetteville, Ark.	L	7-6
5/1/76	Fayetteville, Ark.	L	3-1
5/1/76	Fayetteville, Ark.	L	7-5
2/25/77	College Station, Texas	L	6-0
2/26/77	College Station, Texas	L	4-3
2/26/77	College Station, Texas	L	4-0
5/13/77	Austin, Texas!	L	5-2
4/28/78	Fayetteville, Ark.	L	6-1
4/29/78	Fayetteville, Ark.	L	5-0
4/29/78	Fayetteville, Ark.	W	6-5
5/13/78	Austin, Texas!	L	5-0
4/27/79	College Station, Texas	L	6-0
4/28/79	College Station, Texas	W	2-0 (11)
4/28/79	College Station, Texas	W	9-1
5/14/79	Austin, Texas!	W	6-2
3/28/80	Fayetteville, Ark.	W	4-2
3/28/80	Fayetteville, Ark.	L	8-5
5/7/80	College Station, Texas!	W	19-10
4/10/81	College Station, Texas	W	4-0
4/11/81	College Station, Texas	L	9-2
4/11/81	College Station, Texas	W	19-6
4/9/82	Fayetteville, Ark.	W	6-5
4/10/82	Fayetteville, Ark.	L	5-2
4/10/82	Fayetteville, Ark.	W	16-9
4/1/83	College Station, Texas	W	10-8
4/2/83	College Station, Texas	W	3-0
4/2/83	College Station, Texas	W	10-9
4/6/84	Fayetteville, Ark.	L	10-8
4/7/84	Fayetteville, Ark.	W	1-0
4/7/84	Fayetteville, Ark.	W	4-0
3/29/85	College Station, Texas	L	6-2
3/31/85	College Station, Texas	W	6-4
3/31/85	College Station, Texas	W	15-4
3/28/86	Fayetteville, Ark.	L	6-0
3/29/86	Fayetteville, Ark.	W	10-0
3/29/86	Fayetteville, Ark.	L	5-2
5/16/86	College Station, Texas!	L	4-0
3/20/87	College Station, Texas	W	17-10
3/21/87	College Station, Texas	W	8-2
3/21/87	College Station, Texas	W	7-3
5/15/87	Austin, Texas!	W	4-3
3/25/88	Fayetteville, Ark.	W	5-0
3/26/88	Fayetteville, Ark.	L	6-1
3/26/88	Fayetteville, Ark.	L	8-6
5/19/88	Fayetteville, Ark.!	L	4-3
5/5/89	College Station, Texas	W	11-9 (16)

5/6/89	College Station, Texas	L	3-2
5/7/89	College Station, Texas	L	9-0
5/5/90	Fayetteville, Ark.	L	4-3
5/5/90	Fayetteville, Ark.	W	6-2
5/6/90	Fayetteville, Ark.	W	13-4
3/22/91	College Station, Texas	L	9-3
3/23/91	College Station, Texas	L	2-0
3/23/91	College Station, Texas	W	7-4
2/27/04	College Station, Texas	L	7-5
2/28/04	College Station, Texas	W	6-4
2/29/04	College Station, Texas	L	9-7
3/1/08	College Station, Texas	L	15-7
4/19/13	Fayetteville, Ark.	L	5-3
4/20/13	Fayetteville, Ark.	W	12-2
4/21/13	Fayetteville, Ark.	W	2-1
5/9/14	Fayetteville, Ark.	W	3-2
5/10/14	Fayetteville, Ark.	W	7-3
5/11/14	Fayetteville, Ark.	L	6-5 (10)
5/20/14	Hoover, Ala.!	W	4-0
4/18/15	College Station, Texas	L	13-6
4/18/15	College Station, Texas	W	9-8
4/19/15	College Station, Texas	W	8-2
4/30/16	Fayetteville, Ark.	W	9-5
4/30/16	Fayetteville, Ark.	L	11-8
5/1/16	Fayetteville, Ark.	L	6-2
5/18/17	College Station, Texas	W	6-4 (10)
5/19/17	College Station, Texas	L	5-2
5/20/17	College Station, Texas	W	8-0
5/11/18	Fayetteville, Ark.	W	9-3
5/12/18	Fayetteville, Ark.	W	3-1
5/13/18	Fayetteville, Ark.	W	6-3
5/16/19	College Station, Texas	W	7-3
5/17/19	College Station, Texas	L	6-2
5/18/19	College Station, Texas	L	6-1

TEXAS-ARLINGTON

Overall Series Record: 7-1

Record in Arlington, Texas: 4-1

Record at Neutral Sites: 3-0

DATE	SITE	W/L	SCORE
2/16/97	Arlington, Texas	W	11-1
2/19/00	Arlington, Texas	L	8-5
2/17/02	Arlington, Texas	W	7-1
2/13/05	Arlington, Texas	W	2-1
2/13/05	Arlington, Texas	W	4-1 (12)
3/1/06	Honolulu, Hawaii	W	12-4
3/3/06	Honolulu, Hawaii	W	5-3
3/4/06	Honolulu, Hawaii	W	7-1

TEXAS LUTHERAN

Overall Series Record: 1-2

Record in Seguin, Texas: 1-1

Record at Neutral Sites: 0-1

DATE	SITE	W/L	SCORE
3/27/67	San Antonio, Texas	L	2-1
3/25/70	Seguin, Texas	L	11-5
3/31/71	Seguin, Texas	W	6-1

TEXAS-PAN AMERICAN

Overall Series Record: 5-15

Record in Fayetteville, Ark.: 1-0

Record in Edinburg, Texas: 4-11

Record at Neutral Sites: 0-4

DATE	SITE	W/L	SCORE
3/28/67	San Antonio, Texas	L	4-0
3/29/67	San Antonio, Texas	L	10-4
3/29/67	San Antonio, Texas	L	2-1
3/28/68	Edinburg, Texas	L	7-2
3/29/68	Edinburg, Texas	L	10-5
3/23/70	Edinburg, Texas	L	8-6
3/28/70	Edinburg, Texas	W	4-3
4/1/71	Edinburg, Texas	L	10-0
4/1/71	Edinburg, Texas	L	5-0
5/28/73	Arlington, Texas+	L	4-2
2/15/80	Edinburg, Texas	W	9-3
2/15/80	Edinburg, Texas	L	2-0
2/16/80	Edinburg, Texas	L	3-1
2/16/80	Edinburg, Texas	L	5-0
2/17/80	Edinburg, Texas	W	4-2
2/17/80	Edinburg, Texas	L	3-2
3/6/04	Edinburg, Texas	L	4-1
3/7/04	Edinburg, Texas	L	11-4
5/11/04	Fayetteville, Ark.	W	13-2
2/19/06	Edinburg, Texas	W	13-2

TEXAS-SAN ANTONIO

Overall Series Record: 10-3

Record in Fayetteville, Ark.: 4-1

Record in San Antonio, Texas: 6-2

DATE	SITE	W/L	SCORE
2/10/96	San Antonio, Texas	W	9-6
2/10/96	San Antonio, Texas	W	10-7
2/11/96	San Antonio, Texas	W	18-1
2/22/97	Fayetteville, Ark.	W	8-4
2/22/97	Fayetteville, Ark.	W	13-5
2/23/97	Fayetteville, Ark.	L	7-2
2/14/98	San Antonio, Texas	W	4-1
2/15/98	San Antonio, Texas	W	10-5
2/19/99	Fayetteville, Ark.	W	12-2
2/21/99	Fayetteville, Ark.	W	5-3
2/9/01	San Antonio, Texas	L	7-6
2/10/01	San Antonio, Texas	L	4-2
2/11/01	San Antonio, Texas	W	4-1

TEXAS STATE

Overall Series Record: 1-0

Record in Fayetteville, Ark.: 1-0

DATE	SITE	W/L	SCORE
4/6/11	Fayetteville, Ark.	W	6-5

TEXAS TECH

Overall Series Record: 46-15

Record in Fayetteville, Ark.: 22-6

Record in Lubbock, Texas: 20-7

Record at Neutral Sites: 4-2

DATE	SITE	W/L	SCORE
4/19/74	Fayetteville, Ark.	W	9-3
4/20/74	Fayetteville, Ark.	W	15-6
4/20/74	Fayetteville, Ark.	W	7-6
4/18/75	Lubbock, Texas	W	6-4
4/19/75	Lubbock, Texas	L	14-5
4/19/75	Lubbock, Texas	L	13-11
3/19/76	Fayetteville, Ark.	W	5-4
3/20/76	Fayetteville, Ark.	W	4-3
3/20/76	Fayetteville, Ark.	W	10-2
3/18/77	Lubbock, Texas	W	13-10
3/19/77	Lubbock, Texas	L	7-4
3/19/77	Lubbock, Texas	W	14-7
4/7/78	Fayetteville, Ark.	W	6-1
4/8/78	Fayetteville, Ark.	W	13-2
4/8/78	Fayetteville, Ark.	W	2-1
4/6/79	Lubbock, Texas	L	9-8
4/7/79	Lubbock, Texas	W	6-2
4/7/79	Lubbock, Texas	W	12-9
3/7/80	Fayetteville, Ark.	W	2-1
3/8/80	Fayetteville, Ark.	L	5-3
3/8/80	Fayetteville, Ark.	W	9-2
5/9/80	College Station, Texas!	W	6-5
4/24/81	Lubbock, Texas	W	13-4
4/25/81	Lubbock, Texas	W	8-5
4/25/81	Lubbock, Texas	L	7-5
4/23/82	Fayetteville, Ark.	W	7-6
4/24/82	Fayetteville, Ark.	L	4-3
4/24/82	Fayetteville, Ark.	L	11-8
4/16/83	Lubbock, Texas	W	7-1
4/16/83	Lubbock, Texas	W	8-7
4/17/83	Lubbock, Texas	L	9-10
4/20/84	Fayetteville, Ark.	L	8-6
4/21/84	Fayetteville, Ark.	L	9-8
4/21/84	Fayetteville, Ark.	W	9-7
4/12/85	Lubbock, Texas	W	14-4
4/13/85	Lubbock, Texas	W	14-11
4/13/85	Lubbock, Texas	W	22-5
4/11/86	Fayetteville, Ark.	W	20-3
4/12/86	Fayetteville, Ark.	W	9-4
4/12/86	Fayetteville, Ark.	W	8-3
4/3/87	Lubbock, Texas	W	2-0
4/4/87	Lubbock, Texas	W	8-6
4/4/87	Lubbock, Texas	W	9-0
4/8/88	Fayetteville, Ark.	W	7-6 (10)
4/9/88	Fayetteville, Ark.	L	11-8
4/9/88	Fayetteville, Ark.	W	5-4
3/31/89	Lubbock, Texas	W	12-0
4/1/89	Lubbock, Texas	W	3-2
4/1/89	Lubbock, Texas	W	6-5
3/30/90	Fayetteville, Ark.	W	6-5
3/31/90	Fayetteville, Ark.	W	7-6
3/31/90	Fayetteville, Ark.	W	12-4
4/5/91	Lubbock, Texas	L	4-1
4/6/91	Lubbock, Texas	W	18-10
4/6/91	Lubbock, Texas	W	6-2
5/28/95	Wichita, Kan.+	L	14-10
3/2/12	Houston, Texas	W	3-1
2/28/16	Houston, Texas	W	10-6
4/24/18	Fayetteville, Ark.	W	5-1
6/20/18	Omaha, Neb.+	W	7-4
6/17/19	Omaha, Neb.+	L	5-4



TEXAS WESLEYAN

Overall Series Record: 6-1
Record in Fayetteville, Ark.: 6-1

DATE	SITE	W/L	SCORE
2/18/83	Fayetteville, Ark.	W	8-7
2/19/83	Fayetteville, Ark.	L	2-0
2/19/83	Fayetteville, Ark.	W	11-5
2/17/84	Fayetteville, Ark.	W	6-2
2/18/84	Fayetteville, Ark.	W	9-8
2/18/84	Fayetteville, Ark.	W	13-5
3/23/88	Fayetteville, Ark.	W	13-5

TRINITY

Overall Series Record: 2-2
Record in San Antonio, Texas: 2-1
Record at Neutral Sites: 0-1

DATE	SITE	W/L	SCORE
4/1/67	San Antonio, Texas	W	11-9
3/30/68	San Antonio, Texas	L	19-7
3/29/71	San Antonio, Texas	W	3-2
5/27/73	Arlington, Texas+	L	6-0

TROY

Overall Series Record: 5-1
Record in Fayetteville, Ark.: 3-0
Record in Troy, Ala.: 2-1

DATE	SITE	W/L	SCORE
2/9/07	Troy, Ala.	W	13-1
2/10/07	Troy, Ala.	L	13-8
2/11/07	Troy, Ala.	W	16-2
2/26/10	Fayetteville, Ark.	W	10-1
2/27/10	Fayetteville, Ark.	W	10-8
2/28/10	Fayetteville, Ark.	W	7-6

TRUMAN STATE

Overall Series Record: 2-0
Record in Fayetteville, Ark.: 1-0
Record at Neutral Sites: 1-0

DATE	SITE	W/L	SCORE
1970	San Antonio, Texas	W	10-5
3/4/85	Fayetteville, Ark.	W	18-8

TULANE

Overall Series Record: 2-1
Record in New Orleans, La.: 1-1
Record at Neutral Sites: 1-0

DATE	SITE	W/L	SCORE
2/24/86	New Orleans, La.	L	3-0
2/27/98	New Orleans, La.	W	9-0
3/8/14	Berkeley, Calif.	W	4-0

TULSA

Overall Series Record: 20-21
Record in Fayetteville, Ark.: 13-7
Record in Tulsa, Okla.: 7-14

DATE	SITE	W/L	SCORE
3/28/61	Tulsa, Okla.	W	9-6
3/28/61	Tulsa, Okla.	L	8-2
4/25/61	Fayetteville, Ark.	W	12-2
4/25/61	Fayetteville, Ark.	W	12-3
4/23/63	Fayetteville, Ark.	W	3-1
4/23/63	Fayetteville, Ark.	W	9-4
4/10/64	Fayetteville, Ark.	W	9-4
4/10/64	Fayetteville, Ark.	L	6-4
4/24/64	Tulsa, Okla.	W	18-9
4/24/64	Tulsa, Okla.	W	16-5
4/27/65	Tulsa, Okla.	L	5-4
4/27/65	Tulsa, Okla.	W	7-1
4/19/66	Tulsa, Okla.	L	12-6
4/19/66	Tulsa, Okla.	L	14-4
4/11/70	Tulsa, Okla.	L	8-7
3/3/71	Tulsa, Okla.	L	4-3
3/3/71	Tulsa, Okla.	L	18-2
1972	Fayetteville, Ark.	L	15-3
1972	Fayetteville, Ark.	L	4-3
3/30/72	Tulsa, Okla.	L	3-2
4/1/72	Tulsa, Okla.	L	3-0
4/2/72	Tulsa, Okla.	L	5-3
3/18/73	Tulsa, Okla.	L	10-0
4/24/73	Fayetteville, Ark.	W	2-0
4/24/73	Fayetteville, Ark.	L	7-2
3/15/76	Fayetteville, Ark.	W	1-0
3/15/76	Fayetteville, Ark.	W	1-0
3/15/77	Tulsa, Okla.	L	2-1
3/15/77	Tulsa, Okla.	L	6-4

4/19/77	Fayetteville, Ark.	L	6-3
4/19/77	Fayetteville, Ark.	L	6-1
2/25/78	Fayetteville, Ark.	W	9-4
2/25/78	Fayetteville, Ark.	L	10-0
4/25/78	Tulsa, Okla.	W	8-6
5/3/78	Tulsa, Okla.	L	3-2
3/6/79	Fayetteville, Ark.	W	4-1
3/6/79	Fayetteville, Ark.	W	8-1
2/23/80	Fayetteville, Ark.	W	10-0
2/23/80	Fayetteville, Ark.	W	12-0
4/15/80	Tulsa, Okla.	W	8-3
4/15/80	Tulsa, Okla.	W	17-6

UCF

Overall Series Record: 0-1
Record at Neutral Sites.: 0-1

DATE	SITE	W/L	SCORE
2/20/15	Mobile, Ala.	L	9-5

UCLA

Overall Series Record: 0-2
Record in Fayetteville, Ark.: 0-2

DATE	SITE	W/L	SCORE
4/6/99	Fayetteville, Ark.	L	6-3
4/7/99	Fayetteville, Ark.	L	5-4

ULM

Overall Series Record: 12-7
Record in Fayetteville, Ark.: 6-1
Record in North Little Rock, Ark.: 1-0
Record in Monroe, La.: 5-5
Record at Neutral Sites: 0-1

DATE	SITE	W/L	SCORE
1960	Monroe, La.	W	11-8
4/20/62	Monroe, La.	L	3-2
4/21/62	Monroe, La.	W	5-4
4/23/62	Monroe, La.	W	10-7
4/23/62	Monroe, La.	W	6-1
4/1/64	Monroe, La.	L	1-0
4/2/64	Monroe, La.	L	7-5
4/20/65	Monroe, La.	L	11-10
4/20/65	Monroe, La.	L	2-1
2/9/97	Fayetteville, Ark.	W	10-6
2/13/99	Lafayette, La.	L	8-6
3/17/99	Monroe, La.	W	10-8
4/14/09	Fayetteville, Ark.	L	3-2
4/15/09	Fayetteville, Ark.	W	10-9 (10)
4/12/16	North Little Rock, Ark.	W	3-1
3/7/17	Fayetteville, Ark.	W	12-3
3/8/17	Fayetteville, Ark.	W	11-2
4/3/18	Fayetteville, Ark.	W	10-9 (10)
4/4/18	Fayetteville, Ark.	W	4-0

UNION

Overall Series Record: 1-3
Record in Fayetteville, Ark.: 1-1
Record in Jackson, Tenn.: 0-2

DATE	SITE	W/L	SCORE
5/15/71	Fayetteville, Ark.	W	5-2
5/15/71	Fayetteville, Ark.	L	6-2
4/22/72	Jackson, Tenn.	L	4-2
4/22/72	Jackson, Tenn.	L	6-2

UNLV

Overall Series Record: 1-4
Record in Fayetteville, Ark.: 1-1
Record in Las Vegas, Nev.: 0-3

DATE	SITE	W/L	SCORE
3/19/94	Las Vegas, Nev.	L	9-3
3/20/94	Las Vegas, Nev.	L	7-4 (11)
3/21/94	Las Vegas, Nev.	L	8-7
4/8/14	Fayetteville, Ark.	L	10-7
4/9/14	Fayetteville, Ark.	W	9-2

UPPER IOWA

Overall Series Record: 2-1
Record in Fayetteville, Ark.: 2-1

DATE	SITE	W/L	SCORE
4/5/69	Fayetteville, Ark.	L	12-5
4/5/69	Fayetteville, Ark.	W	7-4
4/5/69	Fayetteville, Ark.	W	4-1

UTAH

Overall Series Record: 3-0
Record in Fayetteville, Ark.: 3-0

SERIES HISTORY ||

DATE	SITE	W/L	SCORE
2/25/11	Fayetteville, Ark.	W	3-2
2/26/11	Fayetteville, Ark.	W	5-4
2/27/11	Fayetteville, Ark.	W	10-1

UT MARTIN

Overall Series Record: 1-0
Record in Fayetteville, Ark.: 1-0

DATE	SITE	W/L	SCORE
5/17/11	Fayetteville, Ark.	W	6-2

VALPARAISO

Overall Series Record: 3-1
Record in Fayetteville, Ark.: 3-1

DATE	SITE	W/L	SCORE
3/3/09	Fayetteville, Ark.	W	7-3
2/24/12	Fayetteville, Ark.	W	7-3
2/25/12	Fayetteville, Ark.	W	4-3
2/26/12	Fayetteville, Ark.	L	9-10 (10)

VANDERBILT

Overall Series Record: 32-29
Record in Fayetteville, Ark.: 18-11
Record in Nashville, Tenn.: 14-13
Record at Neutral Sites: 0-5

DATE	SITE	W/L	SCORE
5/8/70	Covington, Tenn.	L	9-6
4/1/94	Nashville, Tenn.	W	6-0
4/2/94	Nashville, Tenn.	W	12-7
4/3/94	Nashville, Tenn.	W	7-5
3/31/95	Fayetteville, Ark.	W	10-7
4/1/95	Fayetteville, Ark.	W	15-5
4/2/95	Fayetteville, Ark.	L	7-6 (10)
3/15/96	Fayetteville, Ark.	L	5-2
3/16/96	Fayetteville, Ark.	W	6-3
3/17/96	Fayetteville, Ark.	W	16-11
3/14/97	Nashville, Tenn.	W	13-4
3/15/97	Nashville, Tenn.	L	13-10 (12)
3/16/97	Nashville, Tenn.	W	18-5
3/13/98	Fayetteville, Ark.	W	5-3
3/14/98	Fayetteville, Ark.	W	10-4
3/15/98	Fayetteville, Ark.	L	9-4
4/16/99	Nashville, Tenn.	L	6-5
4/17/99	Nashville, Tenn.	W	5-2
4/18/99	Nashville, Tenn.	W	10-7
3/30/02	Nashville, Tenn.	L	4-3
4/11/03	Fayetteville, Ark.	L	6-4
4/12/03	Fayetteville, Ark.	W	17-7
4/13/03	Fayetteville, Ark.	W	8-5
4/16/04	Nashville, Tenn.	W	6-3
4/17/04	Nashville, Tenn.	W	9-4
4/18/04	Nashville, Tenn.	L	14-8
4/8/05	Fayetteville, Ark.	W	6-5
4/9/05	Fayetteville, Ark.	W	5-4 (10)
4/10/05	Fayetteville, Ark.	W	3-0
4/7/06	Nashville, Tenn.	L	7-1
4/8/06	Nashville, Tenn.	W	5-3
4/9/06	Nashville, Tenn.	W	4-3
3/23/07	Fayetteville, Ark.	W	8-7 (10)
3/24/07	Fayetteville, Ark.	L	6-3
3/25/07	Fayetteville, Ark.	W	8-3
5/27/07	Hoover, Ala.!	L	7-4
3/29/08	Nashville, Tenn.	L	6-5 (12)
3/30/08	Nashville, Tenn.	L	6-2
4/10/09	Fayetteville, Ark.	L	9-0
4/11/09	Fayetteville, Ark.	L	13-6
5/23/09	Hoover, Ala.!	L	11-1 (7)
5/20/10	Nashville, Tenn.	L	4-3
5/21/10	Nashville, Tenn.	W	4-3
5/22/10	Nashville, Tenn.	W	7-5
5/26/10	Hoover, Ala.!	L	2-0
3/25/11	Fayetteville, Ark.	W	2-1
3/26/11	Fayetteville, Ark.	L	4-1
3/27/11	Fayetteville, Ark.	L	2-1
5/28/11	Hoover, Ala.!	L	3-2
4/18/14	Fayetteville, Ark.	W	6-2
4/19/14	Fayetteville, Ark.	L	2-1
4/20/14	Fayetteville, Ark.	W	3-1
3/14/15	Nashville, Tenn.	L	8-7 (12)
3/14/15	Nashville, Tenn.	L	9-1
3/15/15	Nashville, Tenn.	L	1-0
5/12/17	Fayetteville, Ark.	W	4-3
5/13/17	Fayetteville, Ark.	L	6-2
5/14/17	Fayetteville, Ark.	W	7-1
4/12/19	Nashville, Tenn.	L	3-2
4/13/19	Nashville, Tenn.	L	12-2
4/14/19	Nashville, Tenn.	W	14-12

II SERIES HISTORY



VILLANOVA

Overall Series Record: 3-0
Record in Fayetteville, Ark.: 3-0

DATE	SITE	W/L	SCORE
2/17/12	Fayetteville, Ark.	W	11-5
2/18/12	Fayetteville, Ark.	W	13-1
2/19/12	Fayetteville, Ark.	W	17-1

VIRGINIA

Overall Series Record: 1-3
Record in Charlottesville, Va.: 0-2
Record at Neutral Sites: 1-1

DATE	SITE	W/L	SCORE
6/17/09	Omaha, Neb.+	W	4-3 (12)
5/31/14	Charlottesville, Va.+	L	3-0
6/1/14	Charlottesville, Va.+	L	9-2
6/13/15	Omaha, Neb.+	L	5-3

WASHINGTON

Overall Series Record: 0-1
Record at Neutral Sites: 0-1

DATE	SITE	W/L	SCORE
2/28/06	Honolulu, Hawaii	L	5-2

WASHINGTON STATE

Overall Series Record: 7-3
Record in Fayetteville, Ark.: 5-2
Record at Neutral Sites: 2-1

DATE	SITE	W/L	SCORE
3/15/87	Fayetteville, Ark.	L	11-5
3/13/92	Seattle, Wash.	L	8-4
2/18/00	Arlington, Texas	W	1-0
2/20/09	Fayetteville, Ark.	W	4-2
2/20/09	Fayetteville, Ark.	W	7-5 (10)
2/22/09	Fayetteville, Ark.	W	4-3
5/29/09	Norman, Okla.+	W	10-3
6/5/10	Fayetteville, Ark.+	W	6-4
6/6/10	Fayetteville, Ark.+	L	10-7
6/7/10	Fayetteville, Ark.+	W	7-2

WESTERN ILLINOIS

Overall Series Record: 11-1
Record in Fayetteville, Ark.: 11-1

DATE	SITE	W/L	SCORE
3/17/86	Fayetteville, Ark.	W	12-5
3/18/86	Fayetteville, Ark.	W	7-2
5/19/08	Fayetteville, Ark.	W	12-6
2/27/09	Fayetteville, Ark.	W	8-7 (10)
2/15/13	Fayetteville, Ark.	W	9-1
2/16/13	Fayetteville, Ark.	W	7-2
2/17/13	Fayetteville, Ark.	L	7-5
3/11/16	Fayetteville, Ark.	W	3-2
3/12/16	Fayetteville, Ark.	W	9-3
3/13/16	Fayetteville, Ark.	W	3-0
3/12/19	Fayetteville, Ark.	W	8-0
3/13/19	Fayetteville, Ark.	W	11-1 (8)

WESTERN KENTUCKY

Overall Series Record: 2-0
Record in Fayetteville, Ark.: 2-0

DATE	SITE	W/L	SCORE
3/14/87	Fayetteville, Ark.	W	8-3
3/15/87	Fayetteville, Ark.	W	5-2

WESTERN MICHIGAN

Overall Series Record: 7-2
Record in Fayetteville, Ark.: 2-0
Record at Neutral Sites: 5-2

DATE	SITE	W/L	SCORE
2/28/81	Lakeland, Fla.	W	25-5
3/7/81	Lakeland, Fla.	W	15-11
2/26/84	Lakeland, Fla.	L	15-10
3/1/84	Lakeland, Fla.	W	13-8
3/2/84	Lakeland, Fla.	W	9-4
3/2/89	Lakeland, Fla.	L	6-2
3/4/89	Lakeland, Fla.	W	15-0
3/4/03	Fayetteville, Ark.	W	6-2
3/5/03	Fayetteville, Ark.	W	4-3

WEST TEXAS STATE

Overall Series Record: 0-2
Record at Neutral Sites: 0-2

DATE	SITE	W/L	SCORE
3/28/72	Tulsa, Okla.	L	5-4
4/1/72	Tulsa, Okla.	L	4-3

WEST VIRGINIA

Overall Series Record: 1-0
Record at Neutral Sites: 1-0

DATE	SITE	W/L	SCORE
5/22/87	Huntsville, Ala.+	W	7-2

WICHITA STATE

Overall Series Record: 21-22
Record in Fayetteville, Ark.: 13-2
Record in Wichita, Kan.: 7-17
Record at Neutral Sites: 1-3

DATE	SITE	W/L	SCORE
1960	Fayetteville, Ark.	W	7-6
1960	Fayetteville, Ark.	W	9-5
4/17/61	Wichita, Kan.	L	7-2
4/18/61	Wichita, Kan.	L	5-4
4/7/65	Wichita, Kan.	W	3-0
4/7/65	Wichita, Kan.	L	2-0
5/9/67	Wichita, Kan.	L	6-3
1979	Wichita, Kan.	L	7-6
1979	Wichita, Kan.	L	5-4
5/4/80	Wichita, Kan.	L	6-2
5/4/80	Wichita, Kan.	L	14-0
5/27/83	Stillwater, Okla.+	L	6-3
3/8/86	Fayetteville, Ark.	W	6-5 (10)
5/11/86	Wichita, Kan.	W	12-3
2/19/89	Fayetteville, Ark.	W	5-1
6/2/89	Omaha, Neb.+	L	3-1
6/6/89	Omaha, Neb.+	L	8-4
5/12/90	Wichita, Kan.	W	6-4
5/13/90	Wichita, Kan.	L	3-0
5/26/90	Wichita, Kan.+	L	7-6
5/11/91	Fayetteville, Ark.	W	10-1
5/12/91	Fayetteville, Ark.	W	6-5
4/7/92	Wichita, Kan.	W	5-4
4/8/92	Wichita, Kan.	L	22-4
3/30/93	Fayetteville, Ark.	W	4-3
4/5/93	Wichita, Kan.	L	9-1
4/5/95	Wichita, Kan.	L	5-1
3/13/96	Fayetteville, Ark.	W	5-0
4/29/97	Wichita, Kan.	L	9-7 (10)
4/28/98	Fayetteville, Ark.	W	16-5
5/22/98	Wichita, Kan.+	W	3-2 (11)
4/27/99	Wichita, Kan.	L	5-4 (14)
4/25/00	Wichita, Kan.	W	15-14
3/13/01	Wichita, Kan.	L	5-0
4/23/02	Fayetteville, Ark.	L	3-2
4/22/03	Wichita, Kan.	L	6-5 (10)
3/30/04	Fayetteville, Ark.	W	10-4
6/5/04	Fayetteville, Ark.+	L	4-1
6/6/04	Fayetteville, Ark.+	W	11-9
6/6/04	Fayetteville, Ark.+	W	4-3
3/28/06	Wichita, Kan.	W	4-3 (11)
4/25/07	Fayetteville, Ark.	W	10-2
6/1/13	Manhattan, Kan.+	W	3-1

WILLIAM CAREY

Overall Series Record: 0-1
Record in Hattiesburg, Miss.: 0-1

DATE	SITE	W/L	SCORE
1969	Hattiesburg, Miss.	L	1-0

WILLIAM JEWELL

Overall Series Record: 10-3
Record in Fayetteville, Ark.: 10-3

DATE	SITE	W/L	SCORE
4/8/67	Fayetteville, Ark.	W	8-5
4/8/67	Fayetteville, Ark.	L	8-2
4/30/69	Fayetteville, Ark.	W	12-1
4/30/69	Fayetteville, Ark.	L	4-0
4/8/70	Fayetteville, Ark.	W	7-2
4/8/70	Fayetteville, Ark.	L	3-2
3/10/72	Fayetteville, Ark.	W	12-4
3/11/72	Fayetteville, Ark.	W	3-2
3/14/76	Fayetteville, Ark.	W	6-4
3/10/77	Fayetteville, Ark.	W	5-1
3/10/77	Fayetteville, Ark.	W	2-0
2/23/79	Fayetteville, Ark.	W	7-1
2/23/79	Fayetteville, Ark.	W	13-2

WISCONSIN

Overall Series Record: 8-1
Record in Fayetteville, Ark.: 7-1
Record at Neutral Sites: 1-0

DATE	SITE	W/L	SCORE
3/25/67	San Antonio, Texas	W	5-3
3/15/80	Fayetteville, Ark.	W	9-0
3/15/80	Fayetteville, Ark.	W	3-0
3/16/80	Fayetteville, Ark.	W	9-0
3/16/80	Fayetteville, Ark.	W	9-0
3/9/90	Fayetteville, Ark.	W	8-1
3/9/90	Fayetteville, Ark.	L	6-4
3/10/90	Fayetteville, Ark.	W	9-0
3/10/90	Fayetteville, Ark.	W	16-2

WISCONSIN-MILWAUKEE

Overall Series Record: 9-0
Record in Fayetteville, Ark.: 9-0

DATE	SITE	W/L	SCORE
2/18/07	Fayetteville, Ark.	W	8-3
2/18/07	Fayetteville, Ark.	W	28-2
2/19/07	Fayetteville, Ark.	W	8-1
3/12/10	Fayetteville, Ark.	W	14-6
3/13/10	Fayetteville, Ark.	W	7-0
3/14/10	Fayetteville, Ark.	W	3-2 (10)
3/4/11	Fayetteville, Ark.	W	15-6
3/5/11	Fayetteville, Ark.	W	13-9
3/6/11	Fayetteville, Ark.	W	7-3

WISCONSIN-OSH KOSH

Overall Series Record: 9-1
Record in Fayetteville, Ark.: 9-1

DATE	SITE	W/L	SCORE
3/19/86	Fayetteville, Ark.	W	14-3
3/19/86	Fayetteville, Ark.	W	4-3
3/16/88	Fayetteville, Ark.	W	16-3
3/14/89	Fayetteville, Ark.	W	13-4
3/15/89	Fayetteville, Ark.	W	9-4
3/19/90	Fayetteville, Ark.	W	7-5
3/20/90	Fayetteville, Ark.	W	13-2
3/18/91	Fayetteville, Ark.	W	3-0
3/18/92	Fayetteville, Ark.	L	3-2
3/15/95	Fayetteville, Ark.	W	7-4

WRIGHT STATE

Overall Series Record: 3-0
Record in Fayetteville, Ark.: 3-0

DATE	SITE	W/L	SCORE
2/22/08	Fayetteville, Ark.	W	9-4
2/23/08	Fayetteville, Ark.	W	5-4
2/24/08	Fayetteville, Ark.	W	7-3

YANKTON

Overall Series Record: 5-0
Record in Fayetteville, Ark.: 5-0

DATE	SITE	W/L	SCORE
1968	Fayetteville, Ark.	W	4-3
1968	Fayetteville, Ark.	W	7-2
1968	Fayetteville, Ark.	W	4-3
4/8/69	Fayetteville, Ark.	W	5-2
4/8/69	Fayetteville, Ark.	W	6-1

! - Conference Tournament Game
+ - NCAA Tournament Game
Records since the 1960 season

HISTORY AND RECORDS

1960 (14-9)

Bill Ferrell

Date	Result	Opponent	Location
	W, 7-6	Wichita State	Fayetteville
	W, 9-5	Wichita State	Fayetteville
3/28	W, 11-6	Kansas	Fayetteville
3/29	W, 18-0	Kansas	Fayetteville
	W, 19-11	Emporia State	Fayetteville
	W, 11-4	Emporia State	Fayetteville
	L, 8-21	Missouri	Fayetteville
	W, 9-8	Missouri	Fayetteville
	W, 10-4	Buena Vista	Fayetteville
	L, 1-3	Buena Vista	Fayetteville
	W, 17-2	Colorado	Fayetteville
	W, 8-2	Colorado	Fayetteville
4/14	W, 8-0	Baylor	Monroe, La.
	L, 1-5	LSU	Fayetteville
	W, 4-3	Northwestern St.	Natchitoches, La.
	L, 2-3	Mississippi State	Fayetteville
	W, 11-8	Louisiana-Monroe	Monroe, La.
	L, 6-11	Loyola (La.)	New Orleans, La.
	L, 5-9	Loyola (La.)	New Orleans, La.
	W, 11-5	LSU	Baton Rouge, La.
	L, 5-12	Louisiana College	Pineville, La.
	L, 12-13	Centenary	Shreveport, La.
	L, 2-3	Centenary	Shreveport, La.

1961 (9-8)

Bill Ferrell

Date	Result	Opponent	Location
3/27	L, 6-10	Buena Vista	Fayetteville
3/28	W, 9-6	Tulsa	Tulsa, Okla.
3/28	L, 2-8	Tulsa	Tulsa, Okla.
3/29	W, 2-0	Buena Vista	Fayetteville
4/3	W, 7-4	TCU	Fort Worth, Texas
4/4	L, 1-7	SMU	Dallas, Texas
4/5	W, 11-7	SMU	Dallas, Texas
4/6	L, 2-16	Baylor	Waco, Texas
4/6	L, 1-5	Baylor	Waco, Texas
4/7	W, 9-2	Oklahoma City	Oklahoma City, Okla.
4/14	W, 10-2	Centenary	Fayetteville
4/17	L, 2-7	Wichita State	Wichita, Kan.
4/18	L, 4-5	Wichita State	Wichita, Kan.
4/19	L, 2-4	Emporia State	Emporia, Kan.
4/20	W, 15-10	Emporia State	Chanute, Kan.
4/25	W, 12-2	Tulsa	Fayetteville
4/25	W, 12-3	Tulsa	Fayetteville

1962 (13-7)

Bill Ferrell

Date	Result	Opponent	Location
3/26	L, 4-8	Buena Vista	Fayetteville
3/27	L, 7-8	Buena Vista	Fayetteville
3/28	W, 5-4	Buena Vista	Fayetteville
4/3	L, 7-15	Missouri	Columbia, Mo.
4/4	L, 4-10	Missouri	Columbia, Mo.
4/7	W, 5-1	Pittsburg State	Fayetteville
4/7	W, 11-3	Pittsburg State	Fayetteville
4/13	W, 6-2	Emporia State	Fayetteville
4/14	W, 12-3	Emporia State	Fayetteville
4/19	L, 0-5	Baylor	Monroe, La.
4/20	L, 2-3	Louisiana-Monroe	Monroe, La.
4/20	W, 13-8	Northwestern State	Monroe, La.
4/21	W, 5-4	Louisiana-Monroe	Monroe, La.
4/21	W, 8-4	Northwestern State	Monroe, La.
4/23	W, 10-7	Louisiana-Monroe	Monroe, La.
4/23	W, 6-1	Louisiana-Monroe	Monroe, La.
4/25	L, 2-4	Northwestern St.	Natchitoches, La.
4/26	W, 2-1	Northwestern St.	Natchitoches, La.
4/27	W, 6-2	Centenary	Shreveport, La.
4/28	W, 7-2	Centenary	Shreveport, La.

1963 (13-10)

Bill Ferrell

Date	Result	Opponent	Location
3/25	W, 9-1	Buena Vista	Fayetteville
3/25	W, 8-7	Buena Vista	Fayetteville
3/26	W, 11-10	Buena Vista	Fayetteville
3/30	L, 6-10	Missouri	Fayetteville
3/30	W, 6-5	Missouri	Fayetteville
4/1	W, 15-7	Kansas	Lawrence, Kan.
4/2	L, 1-9	Kansas	Lawrence, Kan.
4/3	W, 12-8	Emporia State	Emporia, Kan.
4/3	L, 2-18	Emporia State	Emporia, Kan.
4/8	L, 6-7	Centenary	Fayetteville
4/9	W, 3-2	Centenary	Fayetteville
4/12	L, 4-5	Southern Miss.	Hattiesburg, Miss.
4/13	L, 0-4	Southern Miss.	Hattiesburg, Miss.
4/15	L, 5-10	LSU	Baton Rouge, La.
4/16	L, 2-10	LSU	Baton Rouge, La.
4/17	W, 7-3	Miss. College	Clinton, Miss.
4/18	L, 0-3	Miss. College	Clinton, Miss.
4/19	W, 5-2	Delta State	Cleveland, Miss.
4/20	L, 2-10	Delta State	Cleveland, Miss.
4/23	W, 3-1	Tulsa	Fayetteville
4/23	W, 9-4	Tulsa	Fayetteville
4/30	W, 9-4	Pittsburg State	Pittsburg, Kan.
4/30	W, 2-1	Pittsburg State	Pittsburg, Kan.

1964 (8-10)

Bill Ferrell

Date	Result	Opponent	Location
3/23	L, 5-6	Buena Vista	Fayetteville
3/24	L, 13-16	Buena Vista	Fayetteville
3/27	L, 3-5	Memphis	Little Rock, Ark.
3/28	L, 6-13	Memphis	Little Rock, Ark.
3/30	L, 0-6	Memphis	Memphis, Tenn.
3/31	W, 4-0	Memphis	Memphis, Tenn.
4/1	L, 0-1	Louisiana-Monroe	Monroe, La.
4/2	L, 5-7	Louisiana-Monroe	Monroe, La.
4/3	W, 8-4	Centenary	Shreveport, La.
4/4	L, 7-8	Centenary	Shreveport, La.
4/10	W, 9-4	Tulsa	Fayetteville
4/10	L, 4-6	Tulsa	Fayetteville
4/13	W, 8-3	Emporia State	Fayetteville
4/13	L, 6-10	Emporia State	Fayetteville
4/24	W, 18-9	Tulsa	Tulsa, Okla.
4/24	W, 16-5	Tulsa	Tulsa, Okla.
4/29	W, 7-5	Central Missouri St.	Fayetteville
4/29	W, 10-9	Central Missouri St.	Fayetteville

1965 (3-14)

Bill Ferrell

Date	Result	Opponent	Location
4/6	L, 4-8	Emporia State	Emporia, Kan.
4/7	W, 3-0	Wichita State	Wichita, Kan.
4/7	L, 0-2	Wichita State	Wichita, Kan.
4/10	L, 7-10	Centenary	Fayetteville
4/10	L, 4-8	Centenary	Fayetteville
4/13	L, 7-9	Omaha	Fayetteville
4/13	L, 3-6	Omaha	Fayetteville
4/16	L, 1-4	Southern Miss	Hattiesburg, Miss.
4/17	L, 9-15	Southern Miss	Hattiesburg, Miss.
4/20	L, 10-11	Louisiana-Monroe	Monroe, La.
4/20	L, 1-2	Louisiana-Monroe	Monroe, La.
4/21	L, 1-5	Delta State	Cleveland, Miss.
4/22	L, 7-12	Delta State	Cleveland, Miss.
4/23	L, 4-6	Memphis	Fayetteville
4/23	W, 4-2	Memphis	Fayetteville
4/27	L, 4-5	Tulsa	Tulsa, Okla.
4/27	W, 7-1	Tulsa	Tulsa, Okla.

1966 (4-16)

Wayne Robbins

Date	Result	Opponent	Location
3/21	L, 7-13	Baylor	Waco, Texas
3/22	L, 3-9	TCU	Fort Worth, Texas
3/26	W, 7-5	SMS	Fayetteville
3/31	L, 0-3	Buena Vista	Fayetteville
4/1	W, 16-13	Buena Vista	Fayetteville
4/4	L, 3-12	Kansas State	Fayetteville
4/4	L, 2-6	Kansas State	Fayetteville
4/9	L, 8-9	Memphis	Memphis, Tenn.
4/9	L, 1-6	Memphis	Memphis, Tenn.
4/11	L, 3-9	Mississippi State	Starkville, Miss.
4/12	L, 0-18	Mississippi State	Starkville, Miss.
4/13	L, 0-13	Southern Miss	Hattiesburg, Miss.
4/14	L, 0-19	Southern Miss	Hattiesburg, Miss.
4/16	W, 4-2	Centenary	Shreveport, La.
4/16	W, 3-2	Centenary	Shreveport, La.
4/19	L, 6-12	Tulsa	Tulsa, Okla.
4/19	L, 4-14	Tulsa	Tulsa, Okla.
5/5	L, 0-7	Southern Illinois	Fayetteville

1967 (15-14)

Wayne Robbins

Date	Result	Opponent	Location
3/21	W, 6-1	Buena Vista	Fayetteville
3/21	W, 4-3	Buena Vista	Fayetteville
3/22	L, 3-6	Buena Vista	Fayetteville
3/25	W, 5-3	Wisconsin	San Antonio, Texas
3/27	L, 1-2	Texas Lutheran	San Antonio, Texas
3/28	L, 3-13	Indiana	San Antonio, Texas
3/28	L, 0-4	Texas-Pan American	San Antonio, Texas
3/29	L, 4-10	Texas-Pan American	San Antonio, Texas
3/29	L, 1-2	Texas-Pan American	San Antonio, Texas
3/31	W, 8-6	St. Edwards	San Antonio, Texas
4/1	W, 11-9	Trinity	San Antonio, Texas
4/4	W, 4-1	SMU	Fayetteville

4/4	W, 8-7	SMU	Fayetteville
4/8	W, 8-5	William Jewell	Fayetteville
4/8	L, 2-8	William Jewell	Fayetteville
4/15	L, 1-8	Memphis	Memphis, Tenn.
4/15	W, 4-0	Memphis	Memphis, Tenn.
4/17	W, 12-9	Delta State	Cleveland, Miss.
	W, 8-1	Pittsburg State	Fayetteville
	W, 6-2	Pittsburg State	Fayetteville
4/22	L, 5-6	SMS	Springfield, Mo.
4/22	L, 3-4	SMS	Springfield, Mo.
4/29	W, 2-1	Oklahoma Baptist	Fayetteville
4/29	W, 6-0	Oklahoma Baptist	Fayetteville
5/8	L, 2-13	Kansas State	Manhattan, Kan.
5/8	L, 2-3	Kansas State	Manhattan, Kan.
5/9	L, 3-6	Wichita State	Wichita, Kan.
	W, 8-5	Emporia State	Emporia, Kan.
	L, 4-5	Emporia State	Emporia, Kan.

1968 (13-11)


Wayne Robbins

Date	Result	Opponent	Location
3/23	L, 0-4	East Texas Baptist	Marshall, Texas
3/23	L, 1-2	East Texas Baptist	Marshall, Texas
3/25	W, 3-2	St. Mary's (Texas)	San Antonio
3/26	L, 0-1	Air Force	San Antonio
3/27	L, 4-8	Missouri	San Antonio
3/28	L, 2-7	Texas-Pan Am.	Edinburg, Texas
3/29	L, 5-10	Texas-Pan Am.	Edinburg, Texas
3/30	L, 7-19	Trinity	San Antonio, Texas
4/5	L, 12-13	Morningside	Fayetteville
4/6	W, 29-4	Morningside	Fayetteville
	W, 4-3	Yankton	Fayetteville
	W, 7-2	Yankton	Fayetteville
4/9	W, 12-3	Oklahoma City	Fayetteville
	W, 4-3	Yankton	Fayetteville
4/12	L, 11-19	Mississippi State	Starkville, Miss.
4/15	L, 4-7	Memphis	Fayetteville
4/15	W, 13-7	Memphis	Fayetteville
4/22	L, 0-12	Oklahoma Baptist	Fayetteville
4/22	W, 4-3	Oklahoma Baptist	Fayetteville
4/27	W, 8-4	Pittsburg State	Pittsburg, Kan.
4/27	W, 3-0	Pittsburg State	Pittsburg, Kan.
	W, 12-9	SMS	Springfield, Mo.
	W, 3-1	Evangel	Fayetteville
	W, 2-1	Evangel	Fayetteville

1969 (18-10)

Wayne Robbins

Date	Result	Opponent	Location
3/22	W, 13-3	Mississippi College	Clinton, Miss.
3/24	L, 0-1	Mississippi College	Clinton, Miss.
3/25	L, 2-7	Belhaven	Jackson, Miss.
3/26	W, 4-2	Belhaven	Jackson, Miss.
3/27	W, 4-2	Belhaven	Jackson, Miss.
	L, 0-1	William Carey	Hattiesburg, Miss.
4/1	W, 16-4	Buena Vista	Fayetteville
4/1	W, 14-1	Buena Vista	Fayetteville
4/5	L, 5-12	Upper Iowa	Fayetteville
4/5	W, 7-4	Upper Iowa	Fayetteville
4/5	W, 4-1	Upper Iowa	Fayetteville
4/8	W, 5-2	Yankton	Fayetteville
4/8	W, 6-1	Yankton	Fayetteville
4/12	L, 0-6	Memphis	Memphis, Tenn.
4/12	W, 10-3	Memphis	Memphis, Tenn.
4/18	W, 5-2	Okla. Baptist	Shawnee, Okla.
4/19	W, 2-0	Oklahoma City	Oklahoma City
4/21	L, 13-14	TCU	Fort Worth, Texas
4/22	L, 3-8	SMU	Dallas, Texas
4/26	W, 10-6	Kansas State	Fayetteville
4/26	L, 4-6	Kansas State	Fayetteville
4/30	W, 12-1	William Jewell	Fayetteville
4/30	L, 0-4	William Jewell	Fayetteville
5/3	W, 3-0	Evangel	Springfield, Mo.
5/3	W, 18-0	Evangel	Springfield, Mo.
5/6	W, 3-2	SMS	Fayetteville
5/6	L, 0-2	SMS	Fayetteville




Bill 'Groundhog' Ferrell coached Arkansas from 1950-65 and compiled a 139-149 record.

1970 (19-13)

Norm DeBriyn

Date	Result	Opponent	Location
	W, 8-1	St. Mary's (Tx)	San Antonio
3/23	L, 6-8	Texas-Pan Am.	Edinburg, Texas
	L, 7-8	St. Edwards	Austin, Texas
	W, 10-5	NE Missouri St	San Antonio
3/25	L, 5-11	Texas Lutheran	Seguin, Texas
3/26	L, 0-1	St. Mary's (Texas)	San Antonio
3/28	L, 1-10	Minnesota	San Antonio, Texas
3/28	W, 8-7	Minnesota	San Antonio, Texas
3/28	W, 4-3	Texas-Pan Am.	Edinburg, Texas
4/4	W, 5-0	Nebraska-Kearney	Fayetteville
4/4	L, 0-4	Nebraska-Kearney	Fayetteville
4/8	W, 7-2	William Jewell	Fayetteville
4/8	L, 2-3	William Jewell	Fayetteville
4/11	L, 7-8	Tulsa	Tulsa, Okla.
4/13	W, 9-6	Oklahoma Baptist	Fayetteville
4/13	L, 4-9	Oklahoma Baptist	Fayetteville
4/15	W, 5-3	Oklahoma State	Fayetteville
4/15	W, 3-1	Oklahoma State	Fayetteville
4/18	W, 6-4	SMS	Springfield, Mo.
4/21	W, 9-4	Oklahoma City	Fayetteville
4/21	W, 9-3	Oklahoma City	Fayetteville
4/29	W, 7-0	Oral Roberts	Fayetteville
4/29	W, 8-0	Oral Roberts	Fayetteville
5/2	W, 7-6	Memphis	Memphis, Tenn.
5/2	W, 7-3	Memphis	Memphis, Tenn.
5/4	L, 0-6	Mississippi State	Starkville, Miss.
5/4	L, 0-1	Mississippi State	Starkville, Miss.
5/8	L, 6-9	Vanderbilt	Covington, Tenn.
5/11	L, 1-2	Oklahoma	Fayetteville
5/11	W, 5-2	Oklahoma	Fayetteville
5/12	W, 10-0	Evangel	Springfield, Mo.
5/12	W, 6-0	Evangel	Springfield, Mo.



The 1912 Razorback baseball team went 7-8 on the season under head coach Hugo Bezdek.

|| ALL-TIME RESULTS



1971 (23-18)

Norm DeBriyn

Date	Result	Opponent	Location
3/3	L, 3-4	Tulsa	Tulsa, Okla.
3/3	L, 2-18	Tulsa	Tulsa, Okla.
3/17	W, 6-2	Drake	Fayetteville
3/17	L, 6-7	Drake	Fayetteville
3/20	W, 13-3	Okla. Baptist	Shawnee, Okla.
3/20	L, 2-4	Okla. Baptist	Shawnee, Okla.
W, 8-7	St. Cloud State	Fayetteville	
3/25	W, 5-1	Buena Vista	Fayetteville
3/25	W, 3-2	Buena Vista	Fayetteville
3/29	W, 3-2	Trinity	San Antonio, Texas
3/29	L, 2-4	St. Mary's (Texas)	San Antonio, Texas
3/31	W, 6-1	Texas Lutheran	Seguin, Texas
4/1	L, 0-10	Texas-Pan Am.	Edinburg, Texas
4/1	L, 0-5	Texas-Pan Am.	Edinburg, Texas
4/2	L, 2-5	Rice	Edinburg, Texas
4/3	L, 3-4	Rice	Edinburg, Texas
4/6	W, 4-3	Abeline Christian	Fayetteville
4/6	W, 11-1	Abeline Christian	Fayetteville
W, 8-1	Carthage	Fayetteville	
T, 2-2	Carthage	Fayetteville	
4/13	W, 6-2	SMS	Fayetteville
4/13	L, 2-3	SMS	Fayetteville
4/17	W, 6-0	Pittsburg State	Fayetteville
4/17	W, 11-1	Pittsburg State	Fayetteville
4/19	W, 11-0	Oklahoma City	Oklahoma City
4/19	W, 13-1	Oklahoma City	Oklahoma City
4/21	L, 4-6	Oklahoma St.	Stillwater, Okla.
4/21	L, 4-7	Oklahoma St.	Stillwater, Okla.
4/24	W, 6-5	Memphis	Fayetteville
4/24	W, 4-3	Memphis	Fayetteville
4/27	W, 6-1	Oral Roberts	Tulsa, Okla.
4/27	L, 4-6	Oral Roberts	Tulsa, Okla.
5/4	W, 12-11	Oral Roberts	Fayetteville
5/4	L, 2-5	Oral Roberts	Fayetteville
5/5	W, 12-1	Evangel	Springfield, Mo.
5/5	W, 13-0	Evangel	Springfield, Mo.
5/7	L, 4-6	Creighton	Omaha, Neb.
5/7	W, 2-0	Creighton	Omaha, Neb.
5/8	L, 2-3	Creighton	Omaha, Neb.
5/8	L, 1-2	Creighton	Omaha, Neb.
5/15	W, 5-2	Union	Fayetteville
5/15	L, 2-6	Union	Fayetteville

1972 (16-16)

Norm DeBriyn

Date	Result	Opponent	Location
3/8	W, 8-2	Lincoln	Fayetteville
3/8	W, 10-0	Lincoln	Fayetteville
3/10	W, 12-4	William Jewell	Fayetteville
3/11	W, 3-2	William Jewell	Fayetteville
L, 3-15	Tulsa	Fayetteville	
L, 3-4	Tulsa	Fayetteville	
L, 4-5	Northeastern St.	Fayetteville	
W, 2-0	Northeastern St.	Fayetteville	
3/18	W, 9-4	Drake	Fayetteville
3/18	W, 4-2	Drake	Fayetteville
3/20	W, 9-6	St. Cloud State	Fayetteville
3/22	W, 9-6	Missouri	Columbia, Mo.
3/22	L, 1-3	Missouri	Columbia, Mo.
3/25	L, 4-8	Oral Roberts	Tulsa, Okla.
3/25	W, 2-1	Oral Roberts	Tulsa, Okla.
3/28	L, 4-5	West Texas State	Tulsa, Okla.
3/30	L, 2-3	Tulsa	Tulsa, Okla.
3/31	W, 1-0	Buena Vista	Tulsa, Okla.
4/1	L, 0-3	Tulsa	Tulsa, Okla.
4/1	L, 3-4	West Texas State	Tulsa, Okla.
4/2	L, 3-5	Tulsa	Tulsa, Okla.
4/6	L, 2-6	Southwestern St.	Fayetteville
4/7	W, 8-5	Missouri Western	Fayetteville
4/7	W, 4-3	Missouri Western	Fayetteville
4/11	W, 5-0	Pittsburg State	Fayetteville
4/11	W, 9-0	Pittsburg State	Fayetteville
4/18	L, 2-7	SMS	Springfield, Mo.
4/18	W, 8-7	SMS	Springfield, Mo.
4/22	L, 2-4	Union	Jackson, Tenn.
4/22	L, 2-6	Union	Jackson, Tenn.
5/2	L, 2-3	Oklahoma	Norman, Okla.
5/2	L, 3-4	Oklahoma	Norman, Okla.



Norm DeBriyn took over the Razorbacks in 1970 and built the program into a national power over his 33 years at the helm. He won a school-record 1,161 games & three conference titles.

1973 (23-7)

Norm DeBriyn

Date	Result	Opponent	Location
W, 3-1	SMU	Dallas, Texas	
W, 4-3	SMU	Dallas, Texas	
3/14	W, 9-7	Kansas State	Fayetteville
3/14	W, 8-2	Kansas State	Fayetteville
3/17	W, 6-5	Notre Dame	Las Cruces, N.M.
3/17	W, 8-4	New Mexico St.	Las Cruces, N.M.
3/18	L, 0-10	Tulsa	Tulsa, Okla.
3/19	T, 17-17	St. Cloud State	Fayetteville
3/22	W, 11-0	Drake	Fayetteville
3/22	W, 3-2	Drake	Fayetteville
3/27	W, 4-0	St. Olaf	Fayetteville
W, 6-1	Oklahoma City	Oklahoma City, Okla.	
W, 10-0	Oklahoma City	Oklahoma City, Okla.	
W, 7-5	SMS	Fayetteville	
W, 13-4	SMS	Fayetteville	
4/14	W, 1-0	Memphis	Fayetteville
4/14	L, 0-3	Memphis	Fayetteville
W, 5-4	Evangel	Fayetteville	
W, 11-0	Evangel	Fayetteville	
W, 5-4	Oral Roberts	Tulsa, Okla.	
L, 0-2	Oral Roberts	Tulsa, Okla.	
4/21	W, 8-2	Oklahoma City	Fayetteville
4/21	W, 3-2	Oklahoma City	Fayetteville
4/24	W, 2-0	Tulsa	Fayetteville
4/24	L, 2-7	Tulsa	Fayetteville
4/27	W, 5-1	Creighton	Omaha, Neb.
4/27	W, 11-2	Creighton	Omaha, Neb.
4/28	W, 3-1	Creighton	Omaha, Neb.
4/28	L, 2-6	Creighton	Omaha, Neb.
5/27	L, 0-6	Trinity+	Arlington, Texas
5/28	L, 2-4	Texas-Pan Am+	Arlington, Texas

+ - NCAA District VI Tournament

1974 (22-21; 9-15 7th SWC)

Norm DeBriyn

Date	Result	Opponent	Location
3/2	W, 8-4	Northeastern (Okla.) St	Fayetteville
3/2	W, 4-1	Northeastern (Okla.) St	Fayetteville
3/5	W, 4-0	Missouri Western	Fayetteville
3/5	W, 5-2	Missouri Western	Fayetteville
3/6	L, 1-12	Creighton	Fayetteville
3/6	W, 12-4	Creighton	Fayetteville
3/8	L, 6-7	Baylor*	Waco, Texas
3/9	L, 2-7	Baylor*	Waco, Texas
3/9	L, 0-9	Baylor*	Waco, Texas
3/12	L, 1-2	Kansas State	Fayetteville
3/12	L, 1-2	Kansas State	Fayetteville
3/15	W, 4-2	SMU*	Fayetteville
3/16	W, 11-3	SMU*	Fayetteville
3/16	W, 6-2	SMU*	Fayetteville
3/18	W, 4-2	Mankato State	Fayetteville
3/18	L, 3-9	Mankato State	Fayetteville
3/22	L, 2-5	Texas A&M*	College Station
3/23	L, 1-15	Texas A&M*	College Station
3/23	L, 0-15	Texas A&M*	College Station
3/25	W, 5-4	Lamar	Fayetteville
3/27	W, 1-0	Oral Roberts	Tulsa, Okla.
3/27	L, 0-1	Oral Roberts	Tulsa, Okla.
3/29	L, 4-19	Texas*	Fayetteville
3/30	L, 2-3	Texas*	Fayetteville
3/30	W, 8-5	Texas*	Fayetteville
4/2	L, 4-5	Oklahoma City	Oklahoma City
4/2	W, 9-0	Oklahoma City	Oklahoma City
4/6	L, 5-6	Rice*	Fayetteville
4/6	W, 6-3	Rice*	Fayetteville
4/6	W, 9-7	Rice*	Fayetteville
4/9	W, 9-5	SMS	Springfield, Mo.
4/9	W, 10-8	SMS	Springfield, Mo.
4/12	L, 2-8	TCU*	Fort Worth, Texas
4/13	L, 5-6	TCU*	Fort Worth, Texas
4/13	L, 3-5	TCU*	Fort Worth, Texas
4/15	W, 6-4	Evangel	Springfield, Mo.
4/15	W, 5-3	Evangel	Springfield, Mo.
4/19	W, 9-3	Texas Tech*	Fayetteville
4/20	W, 15-6	Texas Tech*	Fayetteville
4/20	W, 7-6	Texas Tech*	Fayetteville
4/27	L, 0-8	Houston*	Houston, Texas
4/27	L, 5-6	Houston*	Houston, Texas
4/27	L, 3-8	Houston*	Houston, Texas

* - SWC Game

1975 (20-22; 8-14 7th SWC)

Norm DeBriyn

Date	Result	Opponent	Location
3/1	L, 0-3	Kansas State	Fayetteville
3/1	W, 6-1	Kansas State	Fayetteville
3/2	L, 4-5	Kansas State	Fayetteville
3/2	W, 11-1	Kansas State	Fayetteville
3/4	W, 7-6	Northeastern St.	Fayetteville
3/4	W, 8-6	Northeastern St.	Fayetteville
3/7	L, 2-11	Baylor*	Fayetteville
3/8	W, 5-4	Baylor*	Fayetteville
3/8	W, 7-4	Baylor*	Fayetteville
W, 4-1	SMU*	Dallas, Texas	
3/17	W, 3-2	Baker	Fayetteville
3/17	L, 0-2	Baker	Fayetteville
3/21	W, 4-1	Texas A&M*	Fayetteville
3/22	L, 2-3	Texas A&M*	Fayetteville
3/22	L, 0-5	Texas A&M*	Fayetteville
3/24	W, 15-6	Nebraska	Fayetteville
3/24	W, 10-4	Nebraska	Fayetteville
3/25	L, 4-5	Nebraska	Fayetteville

3/25	W, 4-2	Nebraska	Fayetteville
3/29	L, 1-6	Texas*	Austin, Texas
3/29	L, 1-5	Texas*	Austin, Texas
3/29	L, 2-3	Texas*	Austin, Texas
3/3	W, 9-2	Northeastern St.	Fayetteville
3/3	W, 4-0	Northeastern St.	Fayetteville
4/4	W, 5-0	Rice*	Houston, Texas
4/5	L, 1-5	Rice*	Houston, Texas
4/5	L, 0-9	Rice*	Houston, Texas
4/8	L, 7-8	Southwestern St.	Fayetteville
4/8	L, 4-7	Southwestern St.	Fayetteville
4/11	L, 8-9	TCU*	Fort Worth, Texas
4/12	L, 1-13	TCU*	Fort Worth, Texas
4/12	L, 2-4	TCU*	Fort Worth, Texas
4/15	W, 5-1	Oral Roberts	Fayetteville
4/15	W, 4-2	Oral Roberts	Fayetteville
4/18	W, 6-4	Texas Tech*	Lubbock, Texas
4/19	L, 5-14	Texas Tech*	Lubbock, Texas
4/19	L, 11-13	Texas Tech*	Lubbock, Texas
4/21	L, 0-6	American Christian	Fayetteville
4/21	L, 1-2	American Christian	Fayetteville
4/25	W, 5-1	Houston*	Houston, Texas
4/26	W, 3-0	Houston*	Houston, Texas
4/26	L, 3-10	Houston*	Houston, Texas

* - SWC Game

1976 (31-15-1; 12-12 5th SWC)

Norm DeBriyn

Date	Result	Opponent	Location
2/28	W, 2-0	Northeastern (Okla.) St	Fayetteville
2/28	W, 7-6	Northeastern (Okla.) St	Fayetteville
3/5	L, 4-9	Houston*	Houston, Texas
3/6	L, 0-1	Houston*	Houston, Texas
3/6	L, 2-3	Houston*	Houston, Texas
3/10	W, 11-0	Baker	Fayetteville
3/11	W, 9-7	Baker	Fayetteville
3/12	W, 7-0	Missouri Southern	Fayetteville
3/12	T, 0-0 (12)	Missouri Southern	Fayetteville
3/13	W, 9-1	Southwest Baptist	Fayetteville
3/13	W, 6-1	Southwest Baptist	Fayetteville
3/14	W, 6-4	William Jewell	Fayetteville
3/15	W, 1-0	Tulsa	Fayetteville
3/15	W, 1-0	Tulsa	Fayetteville
3/19	W, 5-4	Texas Tech*	Fayetteville
3/20	W, 4-3	Texas Tech*	Fayetteville
3/20	W, 10-2	Texas Tech*	Fayetteville
3/22	W, 6-5	Luther	Fayetteville
3/22	W, 13-3	Luther	Fayetteville
3/23	W, 2-0	Mankato State	Fayetteville
3/23	W, 2-0	Mankato State	Fayetteville
3/26	W, 17-2	SMU*	Dallas, Texas
3/27	W, 10-1	SMU*	Dallas, Texas
3/27	W, 2-1	SMU*	Dallas, Texas
3/29	L, 2-5	Illinois-Edwardsville	Fayetteville
3/29	W, 7-3	Illinois-Edwardsville	Fayetteville
3/30	W, 6-5	Oral Roberts	Tulsa, Okla.
3/30	L, 3-6	Oral Roberts	Tulsa, Okla.
4/2	W, 7-5	TCU*	Fayetteville
4/3	L, 5-6	TCU*	Fayetteville
4/3	W, 7-6	TCU*	Fayetteville
4/6	W, 11-3	SMS	Fayetteville
4/6	W, 8-5	SMS	Fayetteville
4/9	L, 0-5	Baylor*	Waco, Texas
4/10	L, 0-2	Baylor*	Waco, Texas
4/10	L, 2-5	Baylor*	Waco, Texas
4/16	W, 4-1	Rice*	Fayetteville
4/17	W, 4-1	Rice*	Fayetteville
4/17	W, 1-0	Rice*	Fayetteville
4/23	L, 1-10	Texas*	Austin, Texas
4/24	L, 3-6	Texas*	Austin, Texas
4/24	W, 5-2	Texas*	Austin, Texas
4/27	W, 2-0	American Christian	Fayetteville
4/27	L, 0-1	American Christian	Fayetteville
4/30	L, 6-7	Texas A&M*	Fayetteville
5/1	L, 1-3	Texas A&M*	Fayetteville
5/1	L, 5-7	Texas A&M*	Fayetteville

* - SWC Game

S - Game called after 12 innings

1977 (33-18; 14-10 4th SWC)

Norm DeBriyn

Date	Result	Opponent	Location
2/19	W, 11-2	Northeastern (Okla.) St	Fayetteville
2/19	W, 5-0	Northeastern (Okla.) St	Fayetteville
2/22	W, 7-0	Oral Roberts	Fayetteville
2/22	L, 0-2	Oral Roberts	Fayetteville
2/25	L, 0-6	Texas A&M*	College Station, Texas
2/26	L, 3-4	Texas A&M*	College Station, Texas
2/26	L, 0-4	Texas A&M*	College Station, Texas
3/1	W, 2-0	Southwestern St.	Fayetteville
3/2	W, 11-0	Northeastern St.	Fayetteville
3/4	W, 5-3	Houston*	Fayetteville
3/5	W, 2-0	Houston*	Fayetteville
3/5	L, 0-5	Houston*	Fayetteville
3/7	W, 6-0	Baker	Fayetteville
3/7	W, 11-1	Baker	Fayetteville
3/9	W, 6-0	Missouri Southern	Fayetteville
3/9	W, 7-6	Missouri Southern	Fayetteville
3/10	W, 5-1	William Jewell	Fayetteville
3/10	W, 2-0	William Jewell	Fayetteville
3/13	W, 8-0	Creighton	Fayetteville
3/14	W, 4-1	Iowa State	Fayetteville
3/14	W, 2-0	Iowa State	Fayetteville
3/15	L, 1-2	Tulsa	Tulsa, Okla.
3/15	L, 4-6	Tulsa	Tulsa, Okla.
3/18	W, 13-10	Texas Tech*	Lubbock, Texas
3/18	L, 4-7	Texas Tech*	Lubbock, Texas

3/19	W, 14-7	Texas Tech*	Lubbock, Texas
3/23	W, 4-3	Eastern Michigan	Fayetteville
3/23	W, 8-1	Eastern Michigan	Fayetteville
3/25	W, 1-0	SMU*	Fayetteville
3/26	W, 4-1	SMU*	

1979 (49-15; 19-5 2nd SWC) Norm DeBriyn

Date	Result	Opponent	Location
2/23	W, 7-1	William Jewell	Fayetteville
2/23	W, 13-2	William Jewell	Fayetteville
2/27	W, 5-0	Missouri Southern	Fayetteville
2/27	W, 3-2	Missouri Southern	Fayetteville
3/2	W, 2-0	Texas*	Fayetteville
3/3	L, 2-3	Texas*	Fayetteville
3/3	L, 0-1	Texas*	Fayetteville
3/4	L, 2-3	Southern Illinois	Fayetteville
3/4	L, 5-18	Southern Illinois	Fayetteville
3/5	W, 5-0	Southwest Baptist	Fayetteville
3/5	W, 9-2	Southwest Baptist	Fayetteville
3/6	W, 4-1	Tulsa	Fayetteville
3/6	W, 8-1	Tulsa	Fayetteville
3/9	W, 6-3	Rice*	Houston, Texas
3/10	W, 7-2	Rice*	Houston, Texas
3/10	W, 12-3	Rice*	Houston, Texas
3/16	W, 12-1	Baylor*	Fayetteville
3/17	W, 5-1	Baylor*	Fayetteville
3/17	L, 0-4	Baylor*	Fayetteville
3/19	W, 13-0	Missouri Western	Fayetteville
3/19	W, 7-6 (11)	Missouri Western	Fayetteville
3/23	W, 7-1	TCU*	Fort Worth, Texas
3/24	W, 10-1	TCU*	Fort Worth, Texas
3/24	W, 9-4	TCU*	Fort Worth, Texas
3/26	W, 6-2	Eastern Michigan	Fayetteville
3/26	W, 1-0	Eastern Michigan	Fayetteville
3/27	W, 7-4	Iowa	Fayetteville
3/27	W, 6-0	Eastern Michigan	Fayetteville
3/30	W, 3-1	SMU*	Fayetteville
3/31	W, 3-1	SMU*	Fayetteville
3/31	W, 9-2	SMU*	Fayetteville
4/3	W, 5-1	SMS	Fayetteville
4/3	W, 4-3	SMS	Fayetteville
4/6	L, 8-9	Texas Tech*	Lubbock, Texas
4/7	W, 6-2	Texas Tech*	Lubbock, Texas
4/7	W, 12-9	Texas Tech*	Lubbock, Texas
4/13	W, 4-0	South Dakota	Fayetteville
4/13	W, 7-0	South Dakota	Fayetteville
4/14	W, 7-1	South Dakota	Fayetteville
4/14	W, 8-1	South Dakota	Fayetteville
4/17	L, 2-5	Oral Roberts	Tulsa, Okla.
4/20	W, 5-3	Houston*	Fayetteville
4/21	W, 3-0	Houston*	Fayetteville
4/21	W, 11-0 (8)	Houston*	Fayetteville
4/27	L, 0-6	Texas A&M*	College Station, Texas
4/28	W, 2-0 (11)	Texas A&M*	College Station, Texas
4/28	W, 9-1	Texas A&M*	College Station, Texas
L, 8-9	Missouri Southern	Joplin, Mo.	
W, 6-5	Missouri Southern	Joplin, Mo.	
L, 6-7	Wichita State	Wichita, Kan.	
L, 4-5	Wichita State	Wichita, Kan.	
5/12	W, 6-1	Baylor!	Austin, Texas
5/13	L, 2-6	Texas!	Austin, Texas
5/14	W, 6-2	Texas A&M!	Austin, Texas
5/14	L, 6-12	Texas!	Austin, Texas
5/25	W, 12-11	George Wash+	Tallahassee, Fla.
5/26	W, 9-1	Florida+	Tallahassee, Fla.
5/26	W, 8-6	Delaware+	Tallahassee, Fla.
5/27	W, 4-3	Delaware+	Tallahassee, Fla.
6/1	W, 5-4	Pepperdine#	Omaha, Neb.
6/3	W, 10-3	Arizona#	Omaha, Neb.
6/5	W, 9-4	Texas#	Omaha, Neb.
6/6	L, 10-13	Cal St. Fullerton#	Omaha, Neb.
6/8	L, 1-2	Cal St. Fullerton#	Omaha, Neb.

1980 (44-22; 15-8 3rd SWC) Norm DeBriyn

Date	Result	Opponent	Location
2/15	W, 9-3	Texas-Pan Am	Edinburg, Texas
2/15	L, 0-2	Texas-Pan Am	Edinburg, Texas
2/16	L, 1-3	Texas-Pan Am	Edinburg, Texas
2/16	L, 0-5	Texas-Pan Am	Edinburg, Texas
2/17	W, 4-2	Texas-Pan Am	Edinburg, Texas
2/17	L, 2-3	Texas-Pan Am	Edinburg, Texas
2/22	W, 15-0	Missouri Southern	Fayetteville
2/22	W, 7-0	Missouri Southern	Fayetteville
2/23	W, 10-0	Tulsa	Fayetteville
2/23	W, 12-0	Tulsa	Fayetteville
2/29	W, 2-0	SMU*	Dallas, Texas
3/1	L, 1-2	SMU*	Dallas, Texas
3/1	L, 1-9	SMU*	Dallas, Texas




Arkansas' 1979 team made the school's first appearance in the College World Series and finished second.

3/7	W, 2-1	Texas Tech*	Fayetteville
3/8	L, 3-5	Texas Tech*	Fayetteville
3/8	W, 9-2	Texas Tech*	Fayetteville
3/9	W, 6-5	Southern Illinois	Fayetteville
3/9	L, 4-8	Southern Illinois	Fayetteville
3/10	W, 11-6	Northwestern Mo. St.	Fayetteville
3/10	W, 7-1	Northwestern Mo. St.	Fayetteville
3/11	L, 3-7	Oral Roberts	Fayetteville
3/11	L, 0-5	Oral Roberts	Fayetteville
3/12	W, 10-3	Southwest Baptist	Fayetteville
3/12	W, 11-1	Southwest Baptist	Fayetteville
3/13	W, 16-2	Baker	Fayetteville
3/13	W, 9-4	Baker	Fayetteville
3/14	W, 8-4	Kansas State	Fayetteville
3/14	W, 8-3	Kansas State	Fayetteville
3/15	W, 9-0	Wisconsin	Fayetteville
3/15	W, 3-0	Wisconsin	Fayetteville
3/16	W, 9-0	Wisconsin	Fayetteville
3/16	W, 9-0	Wisconsin	Fayetteville
3/21	W, 13-6	Houston*	Houston, Texas
3/22	W, 4-2	Houston*	Houston, Texas
3/22	L, 6-11	Houston*	Houston, Texas
3/28	L, 4-2	Texas A&M*	Fayetteville
3/28	L, 5-8	Texas A&M*	Fayetteville
4/1	W, 2-1	Centenary	Fayetteville
4/1	W, 7-5	Centenary	Fayetteville
4/4	W, 2-1	Texas*	Austin, Texas
4/5	L, 3-15	Texas*	Austin, Texas
4/5	W, 8-6	Texas*	Austin, Texas
4/11	W, 14-6	Rice*	Fayetteville
4/12	W, 5-2	Rice*	Fayetteville
4/12	L, 8-9	Rice*	Fayetteville
4/15	W, 8-3	Tulsa	Tulsa, Okla.
4/15	W, 17-6	Tulsa	Tulsa, Okla.
4/18	L, 1-2	Baylor*	Waco, Texas
4/19	W, 3-2	Baylor*	Waco, Texas
4/19	W, 7-6	Baylor*	Waco, Texas
4/23	L, 6-7 (11)	Mississippi St.	Greenville, Miss.
4/25	W, 5-1	TCU*	Fayetteville
4/26	W, 3-2	TCU*	Fayetteville
4/26	W, 18-17	TCU*	Fayetteville
4/29	W, 7-6	Oklahoma State	Tulsa, Okla.
5/3	W, 4-2	Oral Roberts	Tulsa, Okla.
5/4	L, 2-6	Wichita State	Wichita, Kan.
5/4	L, 0-14	Wichita State	Wichita, Kan.
5/7	W, 19-10	Texas A&M!	College Station, Texas
5/8	L, 4-6	Texas!	College Station, Texas
5/9	W, 6-5	Texas Tech!	College Station, Texas
5/9	W, 8-7	Texas!	College Station, Texas
5/10	L, 4-9	Texas!	College Station, Texas
5/22	W, 3-2	Oral Roberts+	Tulsa, Okla.
5/23	L, 0-6	Missouri+	Tulsa, Okla.
5/24	L, 1-7	California+	Tulsa, Okla.

! - SWC Game
+ - NCAA Midwest Regional

1981 (31-21; 12-9 2nd SWC) Norm DeBriyn

Date	Result	Opponent	Location
2/21	L, 4-5 (11)	Oklahoma State	Fayetteville
2/24	W, 8-2	Missouri Southern	Fayetteville
2/24	W, 7-4	Missouri Southern	Fayetteville
2/28	W, 25-5	Western Michigan	Lakeland, Fla.
3/1	W, 17-10	Eastern Michigan	Lakeland, Fla.
3/2	W, 7-5	Missouri	Lakeland, Fla.
3/3	L, 5-7	Eastern Michigan	Lakeland, Fla.
3/3	L, 6-8	Missouri	Lakeland, Fla.
3/4	L, 3-5	Florida Southern	Lakeland, Fla.
3/5	W, 13-3	Florida Southern	Lakeland, Fla.
3/6	W, 6-2	Eastern Michigan	Lakeland, Fla.
3/6	W, 9-8	Eastern Michigan	Lakeland, Fla.
3/7	W, 15-11	Western Michigan	Lakeland, Fla.
3/10	L, 3-6	Oral Roberts	Fayetteville
3/10	L, 6-11	Oral Roberts	Fayetteville
3/13	W, 4-1	TCU*	Fort Worth, Texas
3/14	L, 5-6	TCU*	Fort Worth, Texas
3/14	L, 5-6	TCU*	Fort Worth, Texas
3/16	W, 15-2	Missouri Western	Fayetteville
3/16	W, 10-0	Missouri Western	Fayetteville
3/17	W, 20-9	Southwest Baptist	Fayetteville
3/17	W, 8-3	Southwest Baptist	Fayetteville
3/20	W, 11-3	Baylor*	Fayetteville
3/21	W, 3-1	Baylor*	Fayetteville
3/21	W, 12-0	Baylor*	Fayetteville
3/27	W, 3-2	Rice*	Houston, Texas
3/28	L, 4-5	Rice*	Houston, Texas
3/28	L, 3-4	Rice*	Houston, Texas
4/3	W, 7-0	Texas*	Fayetteville
4/4	L, 4-5	Texas*	Fayetteville



Kevin McReynolds was the Southwest Conference's first triple crown winner in 1980. He was drafted No. 6 overall by the Padres in 1981 and ended his career at Arkansas leading 12 offensive categories.

4/4	L, 6-8	Texas*	Fayetteville
4/10	W, 4-0	Texas A&M*	College Station, Texas
4/11	L, 2-9	Texas A&M*	College Station, Texas
4/11	W, 19-6	Texas A&M*	College Station, Texas
4/17	L, 3-5	Houston*	Fayetteville
4/18	W, 15-4	Houston*	Fayetteville
4/18	W, 2-1	Houston*	Fayetteville
4/24	W, 13-4	Texas Tech*	Lubbock, Texas
4/25	W, 8-5	Texas Tech*	Lubbock, Texas
4/25	L, 5-7	Texas Tech*	Lubbock, Texas
4/27	W, 6-4	SMS	Fayetteville
4/27	L, 3-4	SMS	Fayetteville
4/29	L, 6-11	Mississippi St.	Greenville, Miss.
5/1	W, 8-6	Oral Roberts	Tulsa, Okla.
5/2	L, 1-5	Oral Roberts	Tulsa, Okla.
5/2	L, 2-8	Oral Roberts	Tulsa, Okla.
5/15	L, 2-7	Houston!	Austin, Texas
5/16	W, 5-4	Rice!	Austin, Texas
5/17	W, 9-3	Houston!	Austin, Texas
5/18	L, 1-11	Texas!	Austin, Texas

* - SWC Game
! - SWC Tournament

1982 (40-15-2; 13-8 3rd SWC) Norm DeBriyn

Date	Result	Opponent	Location
2/20	W, 7-2	Missouri Southern	Fayetteville
2/20	W, 14-2	Missouri Southern	Fayetteville
2/26	W, 5-0	Northeastern (Okla.) St	Fayetteville
2/26	W, 7-1	Northeastern (Okla.) St	Fayetteville
3/2	L, 0-3	Southern Illinois	Fayetteville
3/2	W, 2-1	Southern Illinois	Fayetteville
3/7	W, 3-1	Northwest Missouri St	Fayetteville
3/7	W, 4-1	Northwest Missouri St	Fayetteville
3/8	W, 3-0	Northwest Missouri St	Fayetteville
3/8	T, 7-7	Northwest Missouri St	Fayetteville
3/9	W, 12-4	South Dakota	Fayetteville
3/9	W, 10-0	South Dakota	Fayetteville
3/13	W, 3-1	TCU*	Fayetteville
3/13	W, 2-1	TCU*	Fayetteville
3/13	W, 8-4	TCU*	Fayetteville
3/14	W, 11-1	Missouri Western	Fayetteville
3/15	W, 11-0	Missouri Western	Fayetteville
3/15	W, 7-0	Missouri Western	Fayetteville
3/16	W, 5-1	Evangel	Fayetteville
3/16	W, 4-1	Evangel	Fayetteville
3/17	W, 10-2	North Dakota State	Fayetteville
3/17	W, 10-1	North Dakota State	Fayetteville
3/19	W, 8-2	Baylor*	Waco, Texas
3/20	W, 8-7	Baylor*	Waco, Texas
3/20	L, 4-5 (10)	Baylor*	Waco, Texas
3/21	W, 5-3	Indiana	Fayetteville
3/26	T, 4-4 (11)	Rice*	Fayetteville
3/27	W, 2-1	Rice*	Fayetteville
3/27	W, 17-2	Rice*	Fayetteville
3/28	W, 6-1	Rice*	Fayetteville
4/2	W, 8-1	Texas*	Austin, Texas
4/3	L, 5-11	Texas*	Austin, Texas
4/3	L, 2-5	Texas*	Austin, Texas
4/9	W, 6-5	Texas A&M*	Fayetteville
4/10	L, 2-5	Texas A&M*	Fayetteville
4/10	W, 16-9	Texas A&M*	Fayetteville
4/11	W, 7-2	Ole Miss	Fayetteville
4/16	L, 3-7	Houston*	Houston, Texas
4/17	L, 0-2	Houston*	Houston, Texas
4/17	W, 1-0 (10)	Houston*	Houston, Texas
4/20	W, 9-8	SMS	Fayetteville
4/20	W, 6-2	SMS	Fayetteville
4/23	W, 7-6	Texas Tech*	Fayetteville
4/24	L, 3-4	Texas Tech*	Fayetteville
4/24	L, 8-11	Texas Tech*	Fayetteville
4/28	L, 7-8	Mississippi St.	Greenville, Miss.
4/30	W, 4-2	Dallas Baptist	Fayetteville
4/30	W, 6-1	Dallas Baptist	Fayetteville
5/1	L, 1-3	Dallas Baptist	Fayetteville
5/1	W, 7-2	Dallas Baptist	Fayetteville
5/8	W, 10-3	Oral Roberts	Fayetteville
5/8	L, 1-9	Oral Roberts	Fayetteville
5/9	L, 4-9	Oral Roberts	Tulsa, Okla.
5/9	W, 10-4	Oral Roberts	Tulsa, Okla.
5/14	W, 9-6	Houston!	College Station, Texas
5/15	L, 0-8	Texas!	College Station, Texas
5/16	L, 8-9	Houston!	College Station, Texas

* - SWC Game
! - SWC Tournament

1983 (44-21; 13-8 2nd SWC) Norm DeBriyn

Date	Result	Opponent	Location
2/18	W, 8-7	Texas Wesleyan	Fayetteville
2/19	L, 0-2	Texas Wesleyan	Fayetteville
2/19	W, 11-5	Texas Wesleyan	Fayetteville
2/22	W, 19-3	Northeastern (Okla.) St	Fayetteville
2/25	W, 11-3	Missouri Southern	Fayetteville
2/25	W, 8-6	Missouri Southern	Fayetteville
2/26	W, 10-1	Southwest Baptist	Fayetteville
2/26	W, 3-2	Southwest Baptist	Fayetteville
3/1	L, 8-7	Southern Illinois	Fayetteville
3/1	W, 6-2	Southern Illinois	Fayetteville
3/5	L, 4-11	Oklahoma	Norman, Okla.
3/5	W, 14-3	Oklahoma	Norman, Okla.
3/6	W, 13-4	Oklahoma City	Oklahoma City, Okla.
3/6	W, 7-2	Oklahoma	Norman, Okla.
3/11	W, 8-5	Baylor*	Fayetteville
3/12	W, 5-3	Baylor*	Fayetteville
3/12	L, 2-3	Baylor*	Fayetteville
3/13	W, 12-1	Kansas State	Fayetteville
3/14	W, 9-4	Missouri Western	Fayetteville
3/14	W, 13-2	Missouri Western	Fayetteville
3/15	W, 7-5	Central Mo. State	Fayetteville
3/15	W, 5-0	Central Mo. State	Fayetteville
3/16	W, 12-3	Central Mo. State	Fayetteville
3/16	W, 8-1	Central Mo. State	Fayetteville
3/17	W, 5-0	Notre Dame	Fayetteville
3/19	L, 1-6	Rice*	Houston, Texas
3/19	L, 2-3 (12)	Rice*	Houston, Texas
3/20	W, 7-4 (10)	Rice*	Houston, Texas
3/27	L, 4-9	Texas*	Little Rock, Ark.
3/27	L, 1-6	Texas*	Little Rock, Ark.
3/27	L, 9-11	Texas*	Little Rock, Ark.
4/1	W, 10-8	Texas A&M*	College Station, Texas
4/2	W, 3-0	Texas A&M*	College Station, Texas
4/2	W, 10-9	Texas A&M*	College Station, Texas
4/3	W, 8-5	Minnesota	Fayetteville
4/10	W, 1-0	Houston*	Fayetteville
4/10	L, 8-12	Houston*	Fayetteville
4/11	W, 9-1	Houston*	Fayetteville
4/16	W, 7-1	Texas Tech*	Lubbock, Texas
4/16	W, 8-7	Texas Tech*	

|| ALL-TIME RESULTS



1984 (40-16; 12-9 4th SWC)

Norm DeBriyn

Date	Result	Opponent	Location
2/17	W, 6-2	Texas Wesleyan	Fayetteville
2/18	W, 9-8	Texas Wesleyan	Fayetteville
2/18	W, 13-5	Texas Wesleyan	Fayetteville
2/25	W, 3-2	Eastern Michigan	Lakeland, Fla.
2/26	L, 10-15	Western Michigan	Lakeland, Fla.
2/27	L, 0-4	Missouri	Lakeland, Fla.
2/29	W, 8-1	Eastern Michigan	Lakeland, Fla.
3/1	W, 13-8	Western Michigan	Lakeland, Fla.
3/1	W, 5-1	Florida Southern	Lakeland, Fla.
3/2	W, 9-4	Western Michigan	Lakeland, Fla.
3/2	W, 4-1	Eastern Michigan	Lakeland, Fla.
3/10	W, 3-2	Indiana State	Fayetteville
3/10	W, 7-3	Indiana State	Fayetteville
3/11	W, 6-3	Indiana State	Fayetteville
3/13	W, 18-5	Illinois	Fayetteville
3/14	W, 6-5	Illinois	Fayetteville
3/16	W, 10-9	Baylor*	Waco, Texas
3/17	L, 7-8	Baylor*	Waco, Texas
3/17	W, 10-3	Baylor*	Waco, Texas
3/19	W, 8-2	Dallas Baptist	Fayetteville
3/20	L, 3-6	Dallas Baptist	Fayetteville
3/20	W, 3-0	Dallas Baptist	Fayetteville
3/21	W, 21-0	Southwest Baptist	Fayetteville
3/21	W, 33-4	Southwest Baptist	Fayetteville
3/22	W, 6-0	Eastern Illinois	Fayetteville
3/22	W, 16-2	Eastern Illinois	Fayetteville
3/23	W, 6-2	School of Ozarks	Fayetteville
3/25	W, 5-3	Rice*	Fayetteville
3/25	W, 6-3	Rice*	Fayetteville
3/26	L, 2-7	Rice*	Fayetteville
3/30	L, 2-5	Texas*	Austin, Texas
3/31	L, 5-7	Texas*	Austin, Texas
3/31	W, 13-4	Texas*	Austin, Texas
4/6	L, 8-10	Texas A&M*	Fayetteville
4/7	W, 1-0	Texas A&M*	Fayetteville
4/7	W, 4-0	Texas A&M*	Fayetteville
4/9	W, 12-1	Missouri Southern	Fayetteville
4/14	L, 5-6	Houston*	Houston, Texas
4/14	W, 17-4	Houston*	Houston, Texas
4/15	L, 3-4	Houston*	Houston, Texas
4/17	W, 9-5	SMS	Fayetteville
4/17	W, 5-1	SMS	Fayetteville
4/20	L, 6-8	Texas Tech*	Fayetteville
4/21	L, 8-9	Texas Tech*	Fayetteville
4/21	W, 9-7	Texas Tech*	Fayetteville
4/24	L, 8-9	Mississippi St.	Greenville, Miss.
4/25	W, 10-9 (10)	Mississippi St.	Little Rock, Ark.
4/28	W, 6-5	TCU*	Fayetteville
4/28	W, 8-5	TCU*	Fayetteville
4/29	W, 6-5 (10)	TCU*	Fayetteville
5/4	W, 13-1	Oral Roberts	Fayetteville
5/4	W, 12-4	Oral Roberts	Fayetteville
5/5	L, 8-9	Oral Roberts	Tulsa, Okla.
5/5	W, 3-1	Oral Roberts	Tulsa, Okla.
5/11	L, 1-8	Texas!	Austin, Texas
5/12	L, 1-8	Rice!	Austin, Texas

* - SWC Game
! - SWC Tournament

1985 (51-15; 13-7 3rd SWC)

Norm DeBriyn

Date	Result	Opponent	Location
2/9	L, 2-5	Miami (Fla.)	Coral Gables, Fla.
2/9	L, 1-2	Miami (Fla.)	Coral Gables, Fla.
2/10	L, 0-4	Miami (Fla.)	Coral Gables, Fla.
2/16	W, 4-0	Oklahoma City	Fayetteville
2/16	W, 20-13	Oklahoma City	Fayetteville
2/17	W, 5-2	Oklahoma City	Fayetteville
2/22	W, 5-1	Kansas State	Fayetteville
2/25	W, 12-1	Missouri Southern	Fayetteville
2/25	W, 8-3	Missouri Southern	Fayetteville
3/1	W, 15-4	Lubbock Christian	Fayetteville
3/2	W, 15-1	Lubbock Christian	Fayetteville
3/2	W, 4-1	Lubbock Christian	Fayetteville
3/3	W, 11-3	Northwest Missouri St.	Fayetteville
3/4	W, 18-8	Northwest Missouri St.	Fayetteville
3/5	W, 15-6	Southeast Okla. St.	Fayetteville
3/8	W, 9-7	Indiana State	Fayetteville
3/9	W, 7-2	Indiana State	Fayetteville
3/9	W, 3-1	Indiana State	Fayetteville
3/17	W, 8-4	Rice*	Houston, Texas
3/17	L, 2-13	Rice*	Houston, Texas
3/18	W, 10-0	Missouri Western	Fayetteville
3/18	W, 4-0	Missouri Western	Fayetteville
3/19	W, 4-3	School of Ozarks	Fayetteville
3/19	W, 6-0	School of Ozarks	Fayetteville
3/22	W, 5-4	Texas*	Fayetteville
3/23	W, 2-1	Texas*	Fayetteville
3/23	L, 3-13	Texas*	Fayetteville
3/26	L, 1-3	Oklahoma St.	Stillwater, Okla.
3/29	L, 2-6	Texas A&M*	College Station, Texas
3/31	W, 6-4	Texas A&M*	College Station, Texas
3/31	W, 15-4	Texas A&M*	College Station, Texas
4/2	L, 6-14	Oklahoma State	Fayetteville
4/5	W, 16-12	Houston*	Fayetteville
4/6	W, 5-4	Houston*	Fayetteville
4/6	L, 9-10	Houston*	Fayetteville
4/12	W, 14-4	Texas Tech*	Lubbock, Texas
4/13	W, 14-11	Texas Tech*	Lubbock, Texas
4/13	W, 22-5	Texas Tech*	Lubbock, Texas
4/16	W, 6-5	SMS	Fayetteville
4/19	W, 19-7	TCU*	Fort Worth, Texas
4/20	L, 3-4	TCU*	Fort Worth, Texas

4/20	W, 12-6	TCU*	Fort Worth, Texas
4/26	L, 6-7	Baylor*	Fayetteville
4/27	W, 5-4	Baylor*	Fayetteville
4/27	L, 8-11	Baylor*	Fayetteville
4/30	L, 2-16	Mississippi St.	Greenville, Miss.
5/1	W, 13-1	Mississippi St.	Little Rock, Ark.
5/3	W, 10-4	Kansas	Fayetteville
5/4	W, 6-5	Kansas	Fayetteville
5/4	W, 6-2	Kansas	Fayetteville
5/6	W, 14-4	Oklahoma Christian	Fayetteville
5/9	W, 6-4	Oral Roberts	Fayetteville
5/10	W, 5-1	Oral Roberts	Fayetteville
5/11	W, 9-5	Oral Roberts	Tulsa, Okla.
5/15	W, 11-2	Louisiana-Lafayette!	Fayetteville
5/17	W, 6-4	Baylor!	Fayetteville
5/18	W, 9-5	Texas!	Fayetteville
5/19	W, 10-6	Texas!	Fayetteville
5/23	W, 20-13	Eastern Kent.+	Tallahassee, Fla.
5/24	W, 13-9	George Mason+	Tallahassee, Fla.
5/25	W, 7-6	Florida State+	Tallahassee, Fla.
5/26	W, 7-5	Georgia Tech+	Tallahassee, Fla.
5/31	W, 1-0	South Carolina#	Omaha, Neb.
6/3	L, 4-5	Mississippi State#	Omaha, Neb.
6/6	W, 10-4	Stanford#	Omaha, Neb.
6/8	L, 7-8	Texas#	Omaha, Neb.

* - SWC Game
! - SWC Tournament
+ - NCAA South II Regional
- College World Series

1986 (43-17; 15-6 3rd SWC)

Norm DeBriyn

Date	Result	Opponent	Location
2/15	W, 10-0	North Texas	Fayetteville
2/15	W, 9-0	North Texas	Fayetteville
2/16	W, 26-1	North Texas	Fayetteville
2/20	L, 7-8	Kansas State	Fayetteville
2/22	L, 7-8	LSU	Baton Rouge, La.
2/23	W, 7-6	LSU	Baton Rouge, La.
2/24	L, 0-3	Tulane	New Orleans, La.
2/25	L, 3-5	Nicholls State	Thibodaux, La.
2/26	L, 3-5	La-Lafayette	Lafayette, La.
2/27	W, 12-2	Louisiana Tech	Ruston, La.
3/1	W, 6-2	Memphis	Little Rock, Ark.
3/8	W, 6-5 (10)	Wichita State	Fayetteville
3/9	L, 1-5	Indiana State	Fayetteville
3/9	W, 2-1	Indiana State	Fayetteville
3/10	W, 12-3	Indiana State	Fayetteville
3/11	W, 12-0	Missouri Western	Fayetteville
3/15	W, 6-0	Rice*	Fayetteville
3/15	W, 10-5	Rice*	Fayetteville
3/15	W, 15-7	Rice*	Fayetteville
3/16	W, 4-0	Iowa State	Fayetteville
3/17	W, 12-5	Western Illinois	Fayetteville
3/18	W, 7-2	Western Illinois	Fayetteville
3/19	W, 14-3	Wisconsin-Osh Kosh	Fayetteville
3/19	W, 4-3	Wisconsin-Osh Kosh	Fayetteville
3/21	L, 0-8	Texas*	Austin, Texas
3/22	W, 3-0	Texas*	Austin, Texas
3/22	L, 3-12	Texas*	Austin, Texas
3/23	W, 18-8	Evansville	Fayetteville
3/24	W, 4-0	Evansville	Fayetteville
3/25	W, 9-8	Evansville	Fayetteville
3/28	L, 0-6	Texas A&M*	Fayetteville
3/29	W, 10-0	Texas A&M*	Fayetteville
3/29	L, 2-5	Texas A&M*	Fayetteville
4/1	L, 9-11	Oklahoma State	Fayetteville
4/4	W, 15-6	Houston*	Houston, Texas
4/5	W, 3-2	Houston*	Houston, Texas
4/5	W, 10-6	Houston*	Houston, Texas
4/8	W, 6-2	SMS	Fayetteville
4/11	W, 20-3	Texas Tech*	Fayetteville
4/12	W, 9-4	Texas Tech*	Fayetteville
4/12	W, 8-3	Texas Tech*	Fayetteville
4/15	L, 7-8	Oklahoma State	Stillwater, Okla.
4/18	W, 13-3	TCU*	Fayetteville
4/20	W, 7-6	TCU*	Fayetteville
4/20	W, 6-5 (10)	TCU*	Fayetteville
4/21	W, 15-4	Northeastern (Okla.) St.	Fayetteville
4/25	L, 8-10	Baylor*	Waco, Texas
4/26	L, 4-6	Baylor*	Waco, Texas
4/26	W, 10-7	Baylor*	Waco, Texas
4/30	W, 4-1	Missouri Southern	Fayetteville
5/2	W, 9-3	Murray State	Fayetteville
5/3	W, 3-2	Murray State	Fayetteville
5/8	W, 7-5	Oral Roberts	Fayetteville
5/9	W, 15-6	Oral Roberts	Tulsa, Okla.
5/11	W, 12-3	Wichita State	Wichita, Kan.
5/12	W, 9-8 (12)	Oral Roberts	Tulsa, Okla.
5/16	L, 0-4	Texas A&M!	College Station, Texas
5/22	W, 4-3	Oregon State+	Stillwater, Okla.
5/23	L, 0-2	Stanford+	Stillwater, Okla.
5/24	L, 0-1	Oregon State+	Stillwater, Okla.


* - SWC Game
! - SWC Tournament
+ - NCAA Midwest Regional

1987 (51-16-1; 17-4 2nd SWC)

Norm DeBriyn

Date	Result	Opponent	Location
2/14	W, 3-1	Memphis	Memphis, Tenn.
2/14	L, 2-2	Memphis	Memphis, Tenn.
2/21	W, 21-5	Memphis	Fayetteville
2/22	W, 14-7	Memphis	Fayetteville
2/23	W, 4-3	Missouri Southern	Fayetteville
2/23	W, 13-10	Missouri Southern	Fayetteville
2/25	L, 4-6	Hawaii Pacific	Honolulu, Hawaii
2/26	W, 10-7	Hawaii Pacific	Honolulu, Hawaii
2/27	L, 4-8	Hawaii	Honolulu, Hawaii
2/28	L, 5-6 (10)	Hawaii	Honolulu, Hawaii
3/1	W, 9-7 (10)	Hawaii	Honolulu, Hawaii
3/2	W, 7-4	Hawaii	Honolulu, Hawaii
3/6	L, 3-4	Kansas State	Fayetteville
3/7	W, 12-7	Kansas State	Fayetteville
3/8	W, 13-4	North Texas	Fayetteville
3/9	W, 13-3	Lubbock Christian	Fayetteville
3/10	W, 20-10	Saint Louis	Fayetteville
3/11	W, 9-0	Saint Louis	Fayetteville
3/11	W, 15-5	Saint Louis	Fayetteville
3/13	W, 10-3	Northern Iowa	Fayetteville
3/14	W, 8-3	Western Kentucky	Fayetteville
3/15	W, 5-2	Western Kentucky	Fayetteville
3/15	L, 5-11	Washington State	Fayetteville
3/20	W, 17-10	Texas A&M*	College Station, Texas
3/21	W, 8-2	Texas A&M*	College Station, Texas
3/21	W, 7-3	Texas A&M*	College Station, Texas
3/25	L, 1-8	Oklahoma State	Stillwater, Okla.
3/27	L, 3-4	Houston*	Fayetteville
3/28	W, 10-3	Houston*	Fayetteville
3/28	W, 12-6	Houston*	Fayetteville
3/31	W, 11-2	Missouri-St. Louis	Fayetteville
3/31	W, 14-2	Missouri-St. Louis	Fayetteville
4/3	W, 2-0	Texas Tech*	Lubbock, Texas
4/4	W, 8-6	Texas Tech*	Lubbock, Texas
4/4	W, 9-0	Texas Tech*	Lubbock, Texas
4/7	W, 16-2	Evangel	Fayetteville
4/10	W, 9-7	TCU*	Fort Worth, Texas
4/11	L, 6-7	TCU*	Fort Worth, Texas
4/11	W, 13-7	TCU*	Fort Worth, Texas
4/15	W, 12-11	Oklahoma	Fayetteville
4/17	W, 5-3	Baylor*	Fayetteville
4/18	W, 8-0	Baylor*	Fayetteville
4/18	W, 6-5	Baylor*	Fayetteville
4/20	W, 12-1	School of Ozarks	Fayetteville
4/21	W, 9-8	Oklahoma State	Fayetteville
4/24	W, 4-3	Rice*	Houston, Texas
4/25	W, 5-1	Rice*	Houston, Texas
4/25	W, 3-0	Rice*	Houston, Texas
4/28	W, 14-10	Southeast Okla. State	Fayetteville
4/29	W, 20-5	Missouri Southern	Fayetteville
5/1	L, 5-9	Texas*	Fayetteville
5/2	W, 9-3	Texas*	Fayetteville
5/2	L, 1-4	Texas*	Fayetteville
5/7	W, 14-4	Oral Roberts	Fayetteville
5/8	W, 17-5	Oral Roberts	Fayetteville
5/10	L, 2-10	Oral Roberts	Tulsa, Okla.
5/10	L, 11-12 (10)	Missouri	Columbia, Mo.
5/15	W, 4-3	Texas A&M!	Houston, Texas
5/17	L, 3-10	Texas!	Austin, Texas
5/17	W, 14-9	Houston!	Austin, Texas
5/18	L, 2-3	Texas!	Austin, Texas
5/22	W, 10-7	Middle Tenn.+	Huntsville, Ala.
5/22	W, 7-2	West Virginia+	Huntsville, Ala.
5/23	W, 6-5 (10)	Clemson+	Huntsville, Ala.
5/24	W, 4-2	Clemson+	Huntsville, Ala.
5/30	L, 6-13	Texas#	Omaha, Neb.
5/31	W, 5-4	Georgia#	Omaha, Neb.
6/3	L, 2-5	LSU#	Omaha, Neb.

* - SWC Game
! - SWC Tournament
+ - NCAA South I Regional
- College World Series



Jeff King was the heart of a dangerous Razorback lineup in the mid-1980s. He finished his career as the all-time leader in home runs, RBI, runs scored and total bases. King was the No. 1 overall pick of the Pirates in the 1986 MLB Draft.

1988 (39-23; 12-9 3rd SWC)

Norm DeBriyn

Date	Result	Opponent	Location
2/13	W, 12-4	Missouri Southern	Fayetteville
2/14	W, 17-5	Missouri Southern	Fayetteville
2/18	L, 11-12	Arizona	Tucson, Ariz.
2/19	L, 3-4	Arizona	Tucson, Ariz.
2/20	W, 7-2	Arizona	Tucson, Ariz.
2/27	W, 12-3	Kansas	Fayetteville
2/27	W, 19-4	Kansas	Fayetteville
2/28	W, 5-3	Kansas	Fayetteville
3/4	W, 8-7	Kansas State	Fayetteville
3/5	W, 9-5	Kansas State	Fayetteville
3/6	W, 10-1	North Texas	Fayetteville
3/7	W, 5-4	North Texas	Fayetteville
3/7	W, 6-5	North Texas	Fayetteville
3/9	W, 9-0	Benedictine	Fayetteville
3/12	L, 9-11	Indiana State	Fayetteville
3/12	L, 9-13	Indiana State	Fayetteville
3/13	W, 7-4	Nebraska	Fayetteville
3/13	L, 5-8	Nebraska	Fayetteville
3/16	W, 16-3	Wisconsin-Osh Kosh	Fayetteville
3/18	W, 4-2	Louisiana Tech	Shreveport, La.
3/19	L, 4-5	Oklahoma State	Shreveport, La.
3/20	W, 12-2	Centenary	



1989 (51-16; 17-4 T-1st SWC)
Norm DeBriyn

Date	Result	Opponent	Location
2/19	W, 5-1	Wichita State	Fayetteville
2/24	W, 6-2	Missouri Southern	Fayetteville
2/25	W, 3-2	Kansas	Fayetteville
2/25	W, 7-0	Kansas	Fayetteville
2/26	W, 18-4	Kansas	Fayetteville
2/28	W, 8-4	Kentucky	Lakeland, Fla.
3/1	W, 2-1	Penn State	Lakeland, Fla.
3/1	L, 2-6	Kentucky	Lakeland, Fla.
3/2	L, 2-6	Western Michigan	Lakeland, Fla.
3/3	W, 8-2	Eckerd	Lakeland, Fla.
3/4	W, 15-0	Western Michigan	Lakeland, Fla.
3/10	W, 1-0	Iowa State	Fayetteville
3/11	W, 9-4	Iowa State	Fayetteville
3/12	W, 4-1	Nebraska	Fayetteville
3/13	W, 9-1	Stephen F. Austin	Fayetteville
3/14	W, 13-4	Wisconsin-Osh Kosh	Fayetteville
3/15	W, 9-4	Wisconsin-Osh Kosh	Fayetteville
3/17	W, 3-2	Northwestern St.	Shreveport, La.
3/18	L, 2-10	Oklahoma State	Shreveport, La.
3/19	L, 4-8	La-Lafayette	Shreveport, La.
3/20	W, 14-4	Northern Iowa	Fayetteville
3/21	W, 12-1	Southwest Baptist	Fayetteville
3/22	W, 14-5	School of Ozarks	Fayetteville
3/22	W, 10-0	School of Ozarks	Fayetteville
3/24	W, 10-1	Houston*	Fayetteville
3/25	W, 3-0	Houston*	Fayetteville
3/25	W, 8-3	Houston*	Fayetteville
3/27	W, 11-3	St. Olaf	Fayetteville
3/31	W, 12-0	Texas Tech*	Lubbock, Texas
4/1	W, 3-2	Texas Tech*	Lubbock, Texas
4/1	W, 6-5	Texas Tech*	Lubbock, Texas
4/4	W, 10-4	Oklahoma State	Stillwater, Okla.
4/5	W, 6-4	Evangel	Fayetteville
4/7	W, 5-4	TCU*	Fort Worth, Texas
4/8	W, 8-6	TCU*	Fort Worth, Texas
4/8	W, 11-3	TCU*	Fort Worth, Texas
4/9	W, 11-1	Southeastern (Okla.) St.	Fayetteville
4/10	L, 8-10	Dallas Baptist	Fayetteville
4/11	W, 7-4	Missouri	Columbia, Mo.
4/14	W, 8-4	Baylor*	Fayetteville
4/15	W, 9-1	Baylor*	Fayetteville
4/15	W, 10-3	Baylor*	Fayetteville
4/19	W, 9-8	Northeastern (Okla.) St.	Fayetteville
4/21	W, 10-2	Rice*	Houston, Texas
4/22	L, 1-3	Rice*	Houston, Texas
4/22	W, 8-4	Rice*	Houston, Texas
4/26	L, 2-3	Oklahoma	Fayetteville
4/28	L, 4-5	Texas*	Fayetteville
4/29	W, 8-4	Texas*	Fayetteville
4/29	W, 14-7	Texas*	Fayetteville
4/30	W, 9-4	Kansas State	Fayetteville
5/1	L, 2-7	Kansas State	Fayetteville
5/5	W, 11-9 (16)	Texas A&M*	College Station, Texas
5/6	L, 2-3	Texas A&M*	College Station, Texas
5/7	L, 0-9	Texas A&M*	College Station, Texas
5/10	W, 10-6	Oklahoma State	Fayetteville
5/18	L, 3-8	Texas†	College Station, Texas
5/19	W, 5-4	Houston†	College Station, Texas
5/20	L, 1-9	Texas†	College Station, Texas
5/25	L, 5-7	Le Moyne+	Waterbury, Conn.
5/26	W, 8-2	George Wa.+	Waterbury, Conn.
5/28	W, 9-2	Illinois+	Waterbury, Conn.
5/29	W, 1-0	Arizona St.+	Waterbury, Conn.
5/29	W, 6-5	Le Moyne+	Waterbury, Conn.
6/2	L, 1-3	Wichita State#	Omaha, Neb.
6/4	W, 7-3	North Carolina#	Omaha, Neb.
6/6	L, 4-8	Wichita State#	Omaha, Neb.

* - SWC Game
† - SWC Tournament
+ - NCAA Midwest Regional
- College World Series

1990 (47-15; 16-5 1st SWC)
Norm DeBriyn

Date	Result	Opponent	Location
2/16	W, 12-6	Missouri Southern	Fayetteville
2/17	W, 2-1	Kansas State	Fayetteville
2/17	W, 5-1	Kansas State	Fayetteville
2/18	L, 4-5	Kansas State	Fayetteville
2/24	L, 4-10	Kansas	Fayetteville
2/25	W, 3-2	Kansas	Fayetteville
3/2	W, 12-11	SMS	Fayetteville
3/3	W, 14-4	Saint Louis	Fayetteville
3/3	W, 10-7	Saint Louis	Fayetteville
3/4	W, 9-1	Northwood Inst.	Fayetteville
3/8	W, 17-9	Northwest Mo. St.	Fayetteville
3/9	W, 8-1	Wisconsin	Fayetteville
3/9	L, 4-6	Wisconsin	Fayetteville
3/10	W, 9-0	Wisconsin	Fayetteville
3/10	W, 16-2	Wisconsin	Fayetteville
3/12	W, 5-1	George Washington	Fresno, Calif.
3/13	L, 5-6	BYU	Fresno, Calif.
3/14	W, 7-4	Gonzaga	Fresno, Calif.
3/15	W, 14-0	Maine	Fresno, Calif.
3/16	W, 9-2	Eastern Michigan	Fresno, Calif.
3/17	W, 6-4	Fresno State	Fresno, Calif.
3/19	W, 7-5	Wisconsin-Osh Kosh	Fayetteville
3/20	W, 13-2	Wisconsin-Osh Kosh	Fayetteville
3/21	W, 6-3	Louisiana Tech	Fayetteville
3/21	W, 4-1	Louisiana Tech	Fayetteville
3/23	W, 6-1	Houston*	Houston, Texas
3/24	W, 6-4	Houston*	Houston, Texas
3/24	L, 0-6	Houston*	Houston, Texas
3/27	W, 8-3	Evangel	Fayetteville

3/30	W, 6-5	Texas Tech*	Fayetteville
3/31	W, 7-6	Texas Tech*	Fayetteville
3/31	W, 12-4	Texas Tech*	Fayetteville
4/1	W, 4-2	Indiana State	Fayetteville
4/4	L, 1-5	School of Ozarks	Fayetteville
4/6	W, 10-3	TCU*	Fayetteville
4/7	W, 4-3	TCU*	Fayetteville
4/7	W, 7-3	TCU*	Fayetteville
4/8	W, 9-5	Centenary	Fayetteville
4/13	W, 13-3	Baylor*	Waco, Texas
4/14	L, 1-2	Baylor*	Waco, Texas
4/14	W, 3-2	Baylor*	Waco, Texas
4/16	W, 10-6	Dallas Baptist	Fayetteville
4/17	W, 12-5	Northeastern State	Fayetteville
4/18	W, 7-2	SMS	Fayetteville
4/20	W, 9-1	Rice*	Fayetteville
4/21	L, 1-2 (II)	Rice*	Fayetteville
4/21	W, 6-5	Rice*	Fayetteville
4/23	W, 10-3	Oral Roberts	Fayetteville
4/24	W, 7-5	Oklahoma St.	Stillwater, Okla.
4/27	W, 13-11	Texas*	Austin, Texas
4/28	L, 3-4	Texas*	Austin, Texas
4/28	W, 6-5	Texas*	Austin, Texas
5/5	L, 3-4	Texas A&M*	Fayetteville
5/5	W, 6-2	Texas A&M*	Fayetteville
5/6	W, 13-4	Texas A&M*	Fayetteville
5/12	W, 6-4	Wichita State	Wichita, Kan.
5/13	L, 0-3	Wichita State	Wichita, Kan.
5/17	W, 7-5	Rice†	Austin, Texas
5/18	L, 4-11	Texas†	Austin, Texas
5/19	L, 1-7	Houston†	Austin, Texas
5/25	L, 5-8	Fordham+	Wichita, Kan.
5/26	L, 6-7	Wichita State+	Wichita, Kan.

* - SWC Game
† - SWC Tournament Game
+ - NCAA Midwest Regional

1991 (40-22; 10-11 T-4th SWC)
Norm DeBriyn

Date	Result	Opponent	Location
2/12	W, 6-2	Northeastern (Okla.) St.	Fayetteville
2/15	W, 7-5	Missouri Southern	Fayetteville
2/16	L, 0-6	Kansas State	Fayetteville
2/16	W, 3-2	Kansas State	Fayetteville
2/17	W, 3-2 (10)	Kansas State	Fayetteville
2/19	W, 15-5	School of Ozarks	Fayetteville
2/21	W, 2-1	Oral Roberts	Fayetteville
2/22	W, 8-1	Kansas	Fayetteville
2/23	W, 6-5	Kansas	Fayetteville
2/24	W, 17-3	Kansas	Fayetteville
2/27	W, 12-2	Hawaii Pacific	Honolulu, Hawaii
2/28	W, 5-4	Hawaii Pacific	Honolulu, Hawaii
3/1	L, 3-9	Hawaii	Honolulu, Hawaii
3/2	W, 17-9	Hawaii	Honolulu, Hawaii
3/2	L, 1-2	Hawaii	Honolulu, Hawaii
3/6	W, 4-3	Nebraska	Fayetteville
3/6	L, 3-5	Nebraska	Fayetteville
3/8	L, 3-4	Rice*	Houston, Texas
3/9	W, 8-4	Rice*	Houston, Texas
3/9	L, 8-9	Rice*	Houston, Texas
3/11	W, 6-5	Eastern Michigan	Fayetteville
3/12	W, 12-4	Eastern Michigan	Fayetteville
3/13	W, 7-5	Northwest Missouri St.	Fayetteville
3/14	W, 8-3	New Mexico St.	Shreveport, La.
3/15	L, 2-3	New Orleans	Shreveport, La.
3/16	L, 2-11	La-Lafayette	Shreveport, La.
3/17	W, 7-3	Centenary	Shreveport, La.
3/18	W, 3-0	Wisconsin-Osh Kosh	Fayetteville
3/19	L, 5-9	Oklahoma State	Stillwater, Okla.
3/20	W, 11-2	Oklahoma	Norman, Okla.
3/22	L, 3-9	Texas A&M*	College Station, Texas
3/23	L, 0-2	Texas A&M*	College Station, Texas
3/23	W, 7-4	Texas A&M*	College Station, Texas
3/27	W, 14-2	Lamar	Fayetteville
3/28	W, 6-5	Lamar	Fayetteville
3/29	L, 3-4	Houston*	Fayetteville
3/30	W, 6-2	Houston*	Fayetteville
3/30	L, 5-6	Houston*	Fayetteville
4/2	W, 10-0	Evangel	Fayetteville
4/5	L, 1-4	Texas Tech*	Lubbock, Texas
4/6	W, 18-10	Texas Tech*	Lubbock, Texas
4/6	W, 6-2	Texas Tech*	Lubbock, Texas
4/8	W, 6-2	Central Oklahoma	Fayetteville
4/9	W, 9-4	Oklahoma State	Fayetteville
4/12	L, 1-4	TCU*	Fort Worth, Texas
4/13	W, 12-2	TCU*	Fort Worth, Texas
4/14	W, 12-6	TCU*	Fort Worth, Texas
4/16	L, 3-11	Missouri	Columbia, Mo.
4/19	W, 13-5	Baylor*	Fayetteville
4/20	W, 7-6	Baylor*	Fayetteville
4/20	L, 6-7	Baylor*	Fayetteville
4/22	L, 4-7	Dallas Baptist	Fayetteville
4/24	W, 1-0	SMS	Fayetteville
4/26	L, 3-7	Indiana State	Terre Haute, Ind.
4/27	W, 6-5	Indiana State	Terre Haute, Ind.
4/27	W, 8-3	Indiana State	Terre Haute, Ind.
4/30	L, 4-6	SMS	Springfield, Mo.
5/3	L, 2-4	Texas*	Fayetteville
5/4	L, 2-3	Texas*	Fayetteville
5/4	W, 4-2	Texas*	Fayetteville
5/11	W, 10-1	Wichita State	Fayetteville
5/12	W, 6-5	Wichita State	Fayetteville

* - SWC Game

1992 (31-26; 10-13 3rd SEC West)
Norm DeBriyn

Date	Result	Opponent	Location
2/14	W, 12-1	Missouri Southern	Fayetteville
2/15	L, 13-18	Kansas State	Fayetteville
2/15	W, 13-0	Kansas State	Fayetteville
2/16	W, 19-9	Kansas State	Fayetteville
2/21	W, 13-5	Kansas	Fayetteville
2/22	L, 4-7	Kansas	Fayetteville
2/23	L, 1-4	Kansas	Fayetteville
2/28	W, 9-1	Central Missouri St.	Fayetteville
2/29	W, 6-5 (II)	Northwestern State	Fayetteville
3/1	W, 7-2	Northwestern State	Fayetteville
3/4	W, 15-8	SMS	Fayetteville
3/6	W, 14-3	Illinois State	Fayetteville
3/7	W, 6-5 (10)	Illinois State	Fayetteville
3/8	W, 15-4	Illinois State	Fayetteville
3/12	L, 1-6	Gonzaga	Seattle, Wash.
3/13	L, 4-8	Washington State	Seattle, Wash.
3/14	W, 1-0	Tennessee	Seattle, Wash.
3/15	W, 8-1	Pacific Lutheran	Seattle, Wash.
3/16	L, 7-11	Kansas State	Manhattan, Kan.
3/17	L, 5-6	Kansas	Lawrence, Kan.
3/18	L, 2-3	Wisconsin-Osh Kosh	Fayetteville
3/21	W, 1-0	Georgia†	Athens, Ga.
3/21	W, 5-3	Georgia†	Athens, Ga.
3/25	L, 3-5	Oral Roberts	Fayetteville
3/26	W, 13-3	School of Ozarks	Fayetteville
3/28	W, 8-3	South Carolina*	Fayetteville
3/28	W, 7-2	South Carolina*	Fayetteville
3/29	L, 11-20	South Carolina*	Fayetteville
3/30	W, 10-0	Evangel	Fayetteville
3/31	L, 4-7	Oklahoma State	Fayetteville
4/4	L, 6-14	Kentucky*	Lexington, Ky.
4/4	W, 10-9	Kentucky*	Lexington, Ky.
4/5	L, 7-10	Kentucky*	Lexington, Ky.
4/7	W, 5-4	Wichita State	Wichita, Kan.
4/8	L, 4-22	Wichita State	Wichita, Kan.
4/11	W, 9-7	Auburn*	Fayetteville
4/11	W, 4-1	Auburn*	Fayetteville
4/12	L, 4-14	Auburn*	Fayetteville
4/14	W, 6-5	Northeastern St.	Fayetteville
4/18	L, 2-12	LSU*	Baton Rouge, La.
4/18	L, 4-12	LSU*	Baton Rouge, La.
4/19	L, 4-8	LSU*	Baton Rouge, La.
4/21	W, 9-8 (10)	Centenary	Fayetteville
4/23	W, 13-3	Dallas Baptist	Fayetteville
4/25	L, 0-2	Mississippi State*	Starkville, Miss.
4/25	L, 2-3	Mississippi St.*	Starkville, Miss.
4/26	L, 6-7	Mississippi St.*	Starkville, Miss.
4/30	W, 12-10	SMS	Springfield, Mo.
5/2	L, 2-11	Alabama*	Fayetteville
5/2	L, 3-4	Alabama*	Fayetteville
5/3	W, 7-3	Alabama*	Fayetteville
5/9	L, 4-8	Ole Miss*	Fayetteville
5/9	W, 15-3	Ole Miss*	Fayetteville
5/10	W, 10-0	Ole Miss*	Fayetteville
5/13	W, 8-6	S. Carolina†	New Orleans, La.
5/14	L, 1-8	LSU†	New Orleans, La.
5/15	L, 5-9	S. Carolina†	New Orleans, La.

1993 (33-26; 11-16 4th SEC West)
Norm DeBriyn

Date	Result	Opponent	Location
2/13	W, 17-1	Missouri Southern	Fayetteville
2/14	W, 10-5	Missouri Southern	Fayetteville
2/21	W, 10-1	Kansas State	Fayetteville
2/22	W, 21-5	Southwest Baptist	Fayetteville
2/27	L, 1-3	Kansas	Fayetteville
2/27	W, 6-4	Kansas	Fayetteville
2/28	W, 9-2	Kansas	Fayetteville
3/5	W, 11-4	Minnesota	Minneapolis, Minn.
3/6	L, 2-3	Ge Tech	Minneapolis, Minn.
3/7	L, 5-6	Cal St Fullerton	Minneapolis, Minn.
3/13	W, 8-3	Eastern Illinois	Fayetteville
3/14	W, 8-7	Eastern Illinois	Fayetteville
3/14	W, 7-1	Eastern Illinois	Fayetteville
3/15	L, 3-6	Memphis	Memphis, Tenn.
3/17	L, 7-8	Memphis	Memphis, Tenn.
3/20	W, 12-2	Northern Illinois	Fayetteville
3/21	W, 11-3	Northern Illinois	Fayetteville
3/21	W, 11-5	Northern Illinois	Fayetteville
3/23	W, 8-0	Oklahoma	Fayetteville
3/24	W, 8-4	SMS	Fayetteville
3/25	W, 5-2	Northeastern St.	Fayetteville
3/27	W, 7-2	Georgia†	Fayetteville
3/27	W, 11-1	Georgia†	Fayetteville
3/28	W, 5-4 (10)	Georgia†	Fayetteville
3/30	W, 4-3	Wichita State	Fayetteville
3/31	W, 13-5	Oral Roberts	Fayetteville
4/3	L, 11-18	South Carolina*	Columbia, S.C.
4/3	L, 1-8	South Carolina*	Columbia, S.C.
4/4	L, 3-5	South Carolina*	Columbia, S.C.
4/5	L, 1-9	Wichita State	Wichita, Kan.
4/9	W, 1-0	Kentucky*	Fayetteville
4/10	L, 3-9	Kentucky*	Fayetteville
4/10	W, 8-4	Kentucky*	Fayetteville
4/17	W, 8-7	Auburn*	Auburn, Ala.
4/17	L, 1-6	Auburn*	Auburn

|| ALL-TIME RESULTS



1995 (38-23; 13-15 5th SEC West)

Norm DeBriyn

Date	Result	Opponent	Location
2/10	W 5-4	Missouri Southern	Fayetteville
2/17	W 12-10	Kansas	Fayetteville
2/18	W 8-2	Kansas	Fayetteville
2/19	W 8-6	Kansas	Fayetteville
2/21	W 10-1	Southwest Baptist	Fayetteville
2/24	W 8-5	Evansville	Fayetteville
2/25	W 6-5	Evansville	Fayetteville
2/26	L 2-3	Evansville	Fayetteville
3/4	W 9-7	TCU	Fayetteville
3/5	W 8-4	TCU	Fayetteville
3/5	W 3-2	TCU	Fayetteville
3/8	W 9-8	Central Missouri St	Fayetteville
3/10	W 10-1	Southern Miss.	Hattiesburg, Miss.
3/11	L 3-4 (12)	Southern Miss.	Hattiesburg, Miss.
3/12	W 8-2	Southern Miss.	Hattiesburg, Miss.
3/15	W 7-4	Wisconsin-Osh Kosh	Fayetteville
3/17	W 5-4	Oregon State	San Jose, Calif.
3/17	W 10-3	Santa Clara	San Jose, Calif.
3/18	W 12-8	San Jose State	San Jose, Calif.
3/19	W 7-4	San Jose State	San Jose, Calif.
3/20	L 6-18	Oklahoma State	Stillwater, Okla.
3/21	W 7-0	Oral Roberts	Tulsa, Okla.
3/22	L 9-22	Oklahoma State	Fayetteville
3/24	L 0-7	Tennessee*	Knoxville, Tenn.
3/25	L 4-5 (12)	Tennessee*	Knoxville, Tenn.
3/26	L 4-5	Tennessee*	Knoxville, Tenn.
3/29	W 11-0	Northeastern (Okla.) St	Fayetteville
3/31	W 10-7	Vanderbilt*	Fayetteville
4/1	W 15-5	Vanderbilt*	Fayetteville
4/2	L 6-7 (10)	Vanderbilt*	Fayetteville
4/4	W 8-2 (11)	Oral Roberts	Tulsa, Okla.
4/5	L 1-5	Wichita State	Wichita, Kan.
4/7	W 5-4	Florida*	Fayetteville
4/8	W 13-5	Florida*	Fayetteville
4/9	L 2-5	Florida*	Fayetteville
4/12	W 10-6	Southeast Mo. St.	Fayetteville
4/14	L 1-7	Auburn*	Auburn, Ala.
4/15	L 1-3	Auburn*	Auburn, Ala.
4/16	L 7-11	Auburn*	Auburn, Ala.
4/21	L 3-10	LSU*	Fayetteville
4/23	L 7-13	LSU*	Fayetteville
4/23	W 5-3	LSU*	Fayetteville
4/25	L 0-5	Oral Roberts	Tulsa, Okla.
4/26	W 9-1	Oral Roberts	Fayetteville
4/28	W 16-1	Mississippi State*	Fayetteville
4/29	W 10-9	Mississippi State*	Fayetteville
4/30	W 12-7	Mississippi State*	Fayetteville
5/2	W 5-2	Northwestern State	Fayetteville
5/5	W 12-4	Alabama*	Tuscaloosa, Ala.
5/6	W 9-3	Alabama*	Tuscaloosa, Ala.
5/7	L 4-7	Alabama*	Tuscaloosa, Ala.
5/12	L 1-3	Ole Miss*	Oxford, Miss.
5/13	L 2-11	Ole Miss*	Oxford, Miss.
5/14	W 5-4	Ole Miss*	Oxford, Miss.
5/15	W 1-0	Memphis	Memphis, Tenn.
5/18	W 5-2	Ole Miss!	Starkville, Miss.
5/19	W 5-2	Alabama!	Starkville, Miss.
5/20	L 7-8	Alabama!	Starkville, Miss.
5/21	L 6-7	LSU!	Starkville, Miss.
5/27	L 3-10	Stanford+	Wichita, Kan.
5/28	L 10-14	Texas Tech+	Wichita, Kan.

* - SEC Game
 I - SEC Western Division Tournament
 +- NCAA Midwest I Regional

1996 (39-20; 15-15 4th SEC West)

Norm DeBriyn

Date	Result	Opponent	Location
2/7	W 15-2	Missouri Southern	Fayetteville
2/10	W 9-6	Texas-San Antonio	San Antonio, Texas
2/10	W 10-7	Texas-San Antonio	San Antonio, Texas
2/11	W 18-1	Texas-San Antonio	San Antonio, Texas
2/13	W 11-9	Oklahoma City	Fayetteville
2/16	W 13-6	N. Western St.	Natchitoches, La.



Norm DeBriyn accepting the 1999 SEC Championship trophy after his Razorbacks posted a 22-8 record in conference play for their first SEC crown.

2/17	W 14-5	N. Western St.	Natchitoches, La.
2/18	W 10-5	N. Western St.	Natchitoches, La.
2/20	W 19-7	Oral Roberts	Fayetteville
2/21	W 6-0	SMS	Springfield, Mo.
2/23	W 7-6 (10)	Kansas State	Fayetteville
2/24	W 9-5	Kansas State	Fayetteville
2/25	W 11-3	Kansas State	Fayetteville
2/27	W 9-8	Oklahoma	Fayetteville
3/1	W 14-0	Iowa State	Fayetteville
3/2	W 21-5	Iowa State	Fayetteville
3/3	W 12-2	Iowa State	Fayetteville
3/5	W 10-5	Pittsburg State	Fayetteville
3/9	L 3-9	Tennessee*	Fayetteville
3/9	L 3-4	Tennessee*	Fayetteville
3/10	W 15-3	Tennessee*	Fayetteville
3/13	W 5-0	Wichita State	Fayetteville
3/15	L 2-5	Vanderbilt*	Fayetteville
3/16	W 6-3	Vanderbilt*	Fayetteville
3/17	W 16-11	Vanderbilt*	Fayetteville
3/18	L 3-8	Kansas	Lawrence, Kan.
3/23	W 16-9	Kentucky*	Lexington, Ky.
3/23	L 5-6	Kentucky*	Lexington, Ky.
3/24	W 7-5	Kentucky*	Lexington, Ky.
3/26	W 8-3	Southeast Mo. St.	Fayetteville
3/29	W 8-1	South Carolina*	Fayetteville
3/30	W 2-1	South Carolina*	Fayetteville
3/31	L 2-13	South Carolina*	Fayetteville
4/2	W 3-2	Oral Roberts	Tulsa, Okla.
4/5	L 3-7	Georgia*	Athens, Ga.
4/6	W 4-3	Georgia*	Athens, Ga.
4/7	L 6-7	Georgia*	Athens, Ga.
4/10	L 7-8 (10)	Oral Roberts	Tulsa, Okla.
4/13	W 9-2	Auburn*	Fayetteville
4/13	W 9-6	Auburn*	Fayetteville
4/14	L 2-4	Auburn*	Fayetteville
4/16	W 4-2	Missouri Southern	Fayetteville
4/19	W 3-2	LSU*	Baton Rouge, La.
4/20	L 4-11	LSU*	Baton Rouge, La.
4/21	L 4-9	LSU*	Baton Rouge, La.
4/24	W 18-5	Oral Roberts	Fayetteville
4/26	L 6-8	Mississippi St.*	Starkville, Miss.
4/27	W 6-2	Mississippi St.*	Starkville, Miss.
4/28	L 6-10	Mississippi St.*	Starkville, Miss.
5/1	W 7-3	Northeastern (Okla.) St	Fayetteville
5/3	W 9-3	Alabama*	Fayetteville
5/4	L 3-7	Alabama*	Fayetteville
5/5	L 2-3	Alabama*	Fayetteville
5/10	W 18-4	Ole Miss*	Oxford, Miss.
5/11	L 2-3	Ole Miss*	Oxford, Miss.
5/12	W 8-3	Ole Miss*	Oxford, Miss.
5/15	L 5-7	Kentucky!	Birmingham, Ala.
5/23	L 5-6	Oklahoma St.*	Lubbock, Texas
5/24	L 5-15	Southern Cal*	Lubbock, Texas

* - SEC Game
 I - SEC Tournament
 +- NCAA Central II Regional

1997 (36-20; 15-14 5th SEC West)

Norm DeBriyn

Date	Result	Opponent	Location
2/9	W 10-6	Louisiana-Monroe	Fayetteville
2/11	W 24-1	Missouri Southern	Fayetteville
2/14	W 26-6	Iowa	Arlington, Texas
2/15	L 6-7	Kansas State	Arlington, Texas
2/16	W 11-1	Texas-Arlington	Arlington, Texas
2/19	W 14-6	Oklahoma City	Fayetteville
2/22	W 8-4	Texas-San Antonio	Fayetteville
2/22	W 13-5	Texas-San Antonio	Fayetteville
2/23	L 2-7	Texas-San Antonio	Fayetteville
2/28	W 6-4	Navy	Millington, Texas
2/28	L 5-8	Notre Dame	Millington, Texas
3/4	W 22-6	Central Mo. State	Fayetteville
3/7	L 3-5	Tennessee*	Knoxville, Tenn.
3/8	L 10-13	Tennessee*	Knoxville, Tenn.
3/9	L 12-13	Tennessee*	Knoxville, Tenn.
3/10	W 21-11	Iowa State	Fayetteville
3/14	W 13-4	Vanderbilt*	Nashville, Tenn.
3/15	L 10-13 (12)	Vanderbilt*	Nashville, Tenn.

3/16	W 18-5	Vanderbilt*	Nashville, Tenn.
3/18	W 8-5	Kansas	Fayetteville
3/19	L 2-8	Kansas	Fayetteville
3/21	L 5-11	Kentucky*	Fayetteville
3/22	W 9-8(10)	Kentucky*	Fayetteville
3/23	W 11-4	Kentucky*	Fayetteville
3/25	W 5-4	Northwestern State	Fayetteville
3/26	W 13-8	Northwestern State	Fayetteville
3/28	W 11-8	South Carolina*	Columbia, S.C.
3/29	L 9-14	South Carolina*	Columbia, S.C.
3/30	W 30-7	South Carolina*	Columbia, S.C.
4/1	W 4-3	Missouri	Fayetteville
4/2	W 12-8	Missouri Southern	Fayetteville
4/5	W 11-2	Georgia*	Fayetteville
4/5	W 15-6	Georgia*	Fayetteville
4/6	W 17-8	Georgia*	Fayetteville
4/9	W 8-0	Louisiana Tech	Fayetteville
4/9	W 3-2	Louisiana Tech	Fayetteville
4/11	W 14-13 (10)	Ole Miss*	Fayetteville
4/12	W 12-7	Ole Miss*	Fayetteville
4/13	W 8-6	Ole Miss*	Fayetteville
4/15	W 8-6	Missouri	Columbia, Mo.
4/16	W 24-3	Northeastern St.	Fayetteville
4/18	L 4-11	Auburn*	Auburn, Ala.
4/19	W 9-5	Auburn*	Auburn, Ala.
4/20	L 3-12	Auburn*	Auburn, Ala.
4/22	W 11-6	Oral Roberts	Tulsa, Okla.
4/23	W 15-5	Oral Roberts	Fayetteville
4/25	L 10-11	Alabama*	Tuscaloosa, Ala.
4/26	L 2-13	Alabama*	Tuscaloosa, Ala.
4/29	L 7-9 (10)	Wichita State	Wichita, Kan.
5/2	L 8-13	LSU*	Fayetteville
5/3	L 5-11	LSU*	Fayetteville
5/4	W 16-1	LSU*	Fayetteville
5/9	W 8-5	Mississippi State*	Fayetteville
5/10	L 5-13	Mississippi State*	Fayetteville
5/11	L 10-17	Mississippi State*	Fayetteville
5/14	L 3-7	Auburn!	Columbus, Ga.

* - SEC Game
 I - SEC Tournament

1998 (38-21; 13-14 5th SEC West)

Norm DeBriyn

Date	Result	Opponent	Location
2/11	W 24-5	Missouri Southern	Fayetteville
2/14	W 4-1	Texas-San Antonio	San Antonio, Texas
2/15	W 10-5	Texas-San Antonio	San Antonio, Texas
2/18	W 13-4	Pittsburg State	Fayetteville
2/20	W 16-0	Eastern Illinois	Fayetteville
2/21	L 4-5	Eastern Illinois	Fayetteville
2/22	W 8-1	Eastern Illinois	Fayetteville
2/23	W 20-2	Southwest Baptist	Fayetteville
2/24	L 2-4	SMS	Fayetteville
2/27	W 9-0	Tulane	New Orleans, La.
2/28	W 6-5 (10)	LSU	New Orleans, La.
3/1	L 6-13	New Orleans	New Orleans, La.
3/4	W 9-6	Oklahoma City	Fayetteville
3/6	W 11-1	South Carolina*	Fayetteville
3/8	W 17-16	South Carolina*	Fayetteville
3/10	W 9-1	Baylor	Fayetteville
3/13	W 5-3	Vanderbilt*	Fayetteville
3/14	W 10-4	Vanderbilt*	Fayetteville
3/15	W 4-9	Vanderbilt*	Fayetteville
3/18	W 12-7	Kansas	Lawrence, Kan.
3/20	L 5-9	LSU*	Baton Rouge, La.
3/21	L 3-6	LSU*	Baton Rouge, La.
3/22	L 6-27	LSU*	Baton Rouge, La.
3/24	W 4-2	Central Michigan	Fayetteville
3/25	W 7-2	Central Michigan	Fayetteville
3/27	W 12-10	Ole Miss*	Oxford, Miss.
3/28	W 16-8	Ole Miss*	Oxford, Miss.
3/29	L 10-13	Ole Miss*	Oxford, Miss.
3/31	W 19-8	Louisiana Tech	Fayetteville
4/1	L 3-7	Oklahoma State	Tulsa, Okla.
4/3	W 11-8	Alabama*	Fayetteville
4/4	L 1-9	Alabama*	Fayetteville
4/5	L 3-5	Alabama*	Fayetteville
4/7	W 5-3	Long Beach State	Fayetteville
4/8	W 12-9	Long Beach State	Fayetteville
4/10	L 2-11	Auburn*	Fayetteville
4/11	L 5-6	Auburn*	Fayetteville
4/12	W 4-2	Auburn*	Fayetteville
4/15	W 19-7	Oral Roberts	Fayetteville
4/17	W 11-8	Tennessee*	Knoxville, Tenn.
4/21	W 11-2	Missouri Southern	Fayetteville
4/22	W 8-5	Oral Roberts	Tulsa, Okla.
4/24	W 17-1	Kentucky*	Lexington, Ky.
4/25	L 5-15	Kentucky*	Lexington, Ky.
4/26	L 3-4	Kentucky*	Lexington, Ky.
4/28	W 16-5	Wichita State	Fayetteville
5/1	L 6-7	Florida*	Fayetteville
5/2	L 9-13	Florida*	Fayetteville
5/3	W 4-3	Florida*	Fayetteville
5/8	W 14-10 (10)	Mississippi St.*	Starkville, Miss.
5/9	L 3-17	Mississippi St.*	Starkville, Miss.
5/10	W 8-3	Mississippi St.*	Starkville, Miss.
5/13	W 8-4	LSU!	Hoover, Ala.
5/14	W 10-3	Mississippi State!	Hoover, Ala.
5/16	W 7-3	Mississippi State!	Hoover, Ala.
5/17	L 5-7	Auburn!	Hoover, Ala.
5/21	L 4-8	Arizona State+	Wichita, Kan.
5/22	W 3-2 (11)	Wichita State+	Wichita, Kan.
5/23	L 0-2	Georgia Tech+	Wichita, Kan.

* - SEC Game
 I - SEC Tournament
 +- NCAA Midwest Regional



Ryan Lundquist is Arkansas' single-season home run leader with 24 in 1997.

1999 (42-23; 22-8 SEC Champs)

Norm DeBriyn

Date	Result	Opponent	Location
2/6	W 7-6	Missouri Southern	Fayetteville
2/12	L 2-6	La-Lafayette	Lafayette, La.
2/13	L 6-8	Louisiana-Monroe	Lafayette, La.
2/14	L 8-10	Dallas Baptist	Lafayette, La.
2/19	W 12-2	Texas-San Antonio	Fayetteville
2/20	W 10-4	Iowa State	Fayetteville
2/21	W 5-3	Texas-San Antonio	Fayetteville
2/21	W 18-7	Iowa State	Fayetteville
2/23	W 10-8	Oklahoma City	Fayetteville
2/26	W 8-3	Eastern Illinois	Fayetteville
2/27	W 17-2	Eastern Illinois	Fayetteville
2/28	W 10-3	Eastern Illinois	Fayetteville
3/2	L 3-9	SMS	Springfield, Mo.
3/5	L 4-5 (12)	Long Beach St.	Long Beach, Calif.
3/6	W 11-4	Long Beach St.	Long Beach, Calif.
3/7	L 0-8	Long Beach St.	Long Beach, Calif.
3/12	L 4-11	Auburn*	Auburn, Ala.
3/13	W 20-9	Auburn*	Auburn, Ala.
3/14	L 12-13	Auburn*	Auburn, Ala.
3/16	W 10-3	Louisiana Tech	Ruston, La.
3/17	W 10-8	Louisiana-Monroe	Monroe, La.
3/19	W 11-4	LSU*	Fayetteville
3/20	L 4-10	LSU*	Fayetteville
3/21	W 7-6	LSU*	Fayetteville
3/23	W 7-6	Kansas	Fayetteville
3/24	L 6-9	Kansas	Fayetteville
3/26	W 10-6	Tennessee*	Fayetteville
3/27	W 7-3	Tennessee*	Fayetteville
3/28	W 13-12	Tennessee*	Fayetteville
3/31	W 18-2	Centenary	Fayetteville
4/2	W 8-1	Florida*	Gainesville, Fla.
4/3	W 6-5	Florida*	Gainesville, Fla.
4/4	W 10-5	Florida*	Gainesville, Fla.
4/6	L 3-6	UCLA	Fayetteville
4/7	L 4-5	UCLA	Fayetteville
4/9	W 15-2	Kentucky*	Fayetteville
4/10	W 10-1	Kentucky*	Fayetteville
4/11	W 9-5	Kentucky*	Fayetteville
4/14	W 15-6		



Dave Van Horn became Razorback Baseball's fourth head coach since 1950 when he was hired prior to the 2003 season. He has taken Arkansas to the College World Series in six of his 17 seasons.

2000 (24-30; 8-20 6th SEC West)

Norm DeBriyn

Date	Result	Opponent	Location
2/5	W, 18-5	Missouri Southern	Fayetteville
2/11	W, 4-3	Southeast Mo. St.	Fayetteville
2/12	W, 3-1	Southeast Mo. St.	Fayetteville
2/13	L, 7-8	Southeast Mo. St.	Fayetteville
2/18	W, 1-0	Washington St.	Arlington, Texas
2/19	L, 5-8	Texas-Arlington	Arlington, Texas
2/20	L, 2-13	Nebraska	Arlington, Texas
2/22	W, 7-3	Oklahoma City	Fayetteville
2/25	L, 8-9	Long Beach State	Fayetteville
2/26	L, 3-16	Long Beach State	Fayetteville
2/27	L, 6-8	Long Beach State	Fayetteville
2/29	W, 7-6 (10)	Centenary	Fayetteville
3/1	W, 21-9	Centenary	Fayetteville
3/4	W, 15-5	Miami (Ohio)	Fayetteville
3/5	W, 5-1	Miami (Ohio)	Fayetteville
3/7	W, 7-4	Saint Louis	Fayetteville
3/8	W, 14-4	Saint Louis	Fayetteville
3/10	W, 10-5	Tennessee*	Knoxville, Tenn.
3/11	W, 14-5	Tennessee*	Knoxville, Tenn.
3/12	L, 0-14	Tennessee*	Knoxville, Tenn.
3/14	L, 4-10	Nebraska	Fayetteville
3/15	L, 3-10	Nebraska	Fayetteville
3/17	L, 6-11	Auburn*	Fayetteville
3/18	L, 7-10	Auburn*	Fayetteville
3/19	L, 11-21	Auburn*	Fayetteville
3/21	W, 10-8	Oklahoma State	Stillwater, Okla.
3/22	W, 10-3	Kansas	Lawrence, Kan.
3/24	L, 7-8 (11)	Florida*	Fayetteville
3/25	L, 7-8 (10)	Florida*	Fayetteville
3/26	L, 4-7	Florida*	Fayetteville
3/28	L, 1-2	Oklahoma State	Fayetteville
3/31	L, 2-3	Mississippi St.*	Starkville, Miss.
4/7	L, 3-12	LSU*	Baton Rouge, La.
4/8	L, 5-12	LSU*	Baton Rouge, La.
4/9	L, 11-17	LSU*	Baton Rouge, La.
4/11	W, 5-4	Oral Roberts	Tulsa, Okla.
4/14	L, 5-6	Alabama*	Fayetteville
4/15	L, 7-8	Alabama*	Fayetteville
4/16	L, 8-9	Alabama*	Fayetteville
4/18	L, 4-8	Oral Roberts	Fayetteville
4/21	L, 2-10	Georgia*	Athens, Ga.
4/22	L, 8-14	Georgia*	Athens, Ga.
4/23	L, 5-15	Georgia*	Athens, Ga.
4/25	W, 15-14	Wichita State	Wichita, Kan.
4/28	L, 6-7	Kentucky*	Fayetteville
4/29	W, 12-10	Kentucky*	Fayetteville
4/30	W, 8-5	Kentucky*	Fayetteville
5/2	W, 7-2	SMS	Fayetteville
5/5	L, 2-8	South Carolina*	Fayetteville
5/6	W, 11-10	South Carolina*	Fayetteville
5/7	W, 9-3	South Carolina*	Fayetteville
5/12	W, 6-1	Ole Miss*	Oxford, Miss.
5/13	L, 5-12	Ole Miss*	Oxford, Miss.
5/14	W, 8-1	Ole Miss*	Oxford, Miss.

* - SEC Game

2001 (27-29; 11-19 6th SEC West)

Norm DeBriyn

Date	Result	Opponent	Location
2/4	W, 25-6	Missouri Southern	Fayetteville
2/9	L, 6-7	Texas-San Antonio	San Antonio, Texas
2/10	L, 2-4	Texas-San Antonio	San Antonio, Texas
2/11	W, 4-1	Texas-San Antonio	San Antonio, Texas
2/17	W, 12-4	Long Beach State	Fayetteville
2/18	W, 6-3	Long Beach State	Fayetteville
2/21	W, 14-4	Oklahoma City	Fayetteville
2/23	W, 6-2	Eastern Illinois	Fayetteville
2/25	W, 10-4	Eastern Illinois	Fayetteville
2/25	W, 17-4	Eastern Illinois	Fayetteville
2/27	L, 4-8	Northwestern State	Fayetteville
3/2	L, 0-6	Minnesota	Minneapolis, Minn.
3/3	W, 6-4	San Diego St.	Minneapolis, Minn.
3/4	L, 2-8	Miami (Fla.)	Minneapolis, Minn.
3/6	L, 1-4	Evansville	Fayetteville
3/7	W, 5-1	Evansville	Fayetteville
3/9	L, 5-16	South Carolina*	Columbia, S.C.
3/10	L, 4-7	South Carolina*	Columbia, S.C.
3/11	L, 3-9	South Carolina*	Columbia, S.C.
3/13	L, 0-5	Wichita State	Wichita, Kan.
3/16	W, 8-5	Georgia*	Fayetteville
3/17	W, 20-3	Georgia*	Fayetteville
3/18	L, 6-7	Georgia*	Fayetteville
3/20	W, 2-0	Kansas State	Shreveport, La.
3/20	L, 1-12	Louisiana Tech	Shreveport, La.
3/21	W, 5-0	Centenary	Shreveport, La.
3/23	L, 4-7	Florida*	Gainesville, Fla.
3/24	L, 4-8	Florida*	Gainesville, Fla.
3/25	L, 1-4	Florida*	Gainesville, Fla.
3/27	W, 6-5	Kansas	Fayetteville
3/30	W, 6-5	Mississippi State*	Fayetteville
3/31	L, 3-9	Mississippi State*	Fayetteville
4/1	L, 2-10	Mississippi State*	Fayetteville
4/3	L, 9-10	SMS	Springfield, Mo.
4/6	W, 3-2	Ole Miss*	Fayetteville
4/7	L, 6-11	Ole Miss*	Fayetteville
4/8	W, 10-3	Ole Miss*	Fayetteville
4/10	W, 5-4	Oklahoma	Norman, Okla.
4/13	L, 1-10	Auburn*	Auburn, Ala.
4/14	L, 4-11	Auburn*	Auburn, Ala.
4/15	L, 5-10	Auburn*	Auburn, Ala.
4/17	W, 4-2	Oral Roberts	Tulsa, Okla.
4/20	L, 7-8	Tennessee*	Knoxville, Tenn.
4/21	L, 3-6	Tennessee*	Knoxville, Tenn.
4/22	W, 14-1	Tennessee*	Knoxville, Tenn.
4/24	L, 5-6	Oklahoma State	Tulsa, Okla.
4/27	L, 4-5	Kentucky*	Lexington, Ky.
4/28	W, 16-11	Kentucky*	Lexington, Ky.
4/29	W, 9-5	Kentucky*	Lexington, Ky.
5/1	W, 10-0	Oral Roberts	Fayetteville
5/4	W, 8-1	LSU*	Fayetteville
5/5	W, 5-4	LSU*	Fayetteville
5/6	W, 4-3	LSU*	Fayetteville
5/11	L, 6-11	Alabama*	Tuscaloosa, Ala.
5/12	L, 9-10	Alabama*	Tuscaloosa, Ala.
5/13	L, 6-8	Alabama*	Tuscaloosa, Ala.

* - SEC Game

ALL-TIME RESULTS ||

2002 (35-28; 13-14 5th SEC West)

Norm DeBriyn

Date	Result	Opponent	Location
2/11	W, 13-1	Missouri Southern	Fayetteville
2/12	W, 5-4	Oklahoma City	Fayetteville
2/15	W, 18-1	Air Force	Arlington, Texas
2/16	L, 2-3	SMS	Arlington, Texas
2/17	W, 7-1	Texas-Arlington	Arlington, Texas
2/22	L, 1-7	Long Beach St.	Long Beach, Calif.
2/23	L, 0-4	Long Beach St.	Long Beach, Calif.
2/24	W, 5-3	Long Beach St.	Long Beach, Calif.
2/27	W, 7-1	Missouri Valley	Fayetteville
3/5	W, 10-1	SMS	Fayetteville
3/8	W, 5-2	McNeese State	Fayetteville
3/9	L, 9-14	McNeese State	Fayetteville
3/10	L, 1-4	McNeese State	Fayetteville
3/12	L, 1-7	Oklahoma	Norman, Okla.
3/15	L, 3-10	Georgia*	Athens, Ga.
3/16	L, 4-8	Georgia*	Athens, Ga.
3/17	W, 16-12 (10)	Georgia*	Athens, Ga.
3/19	W, 11-10	Missouri	Columbia, Mo.
3/20	W, 6-4	Saint Louis	St. Louis, Mo.
3/22	L, 5-9	Alabama*	Fayetteville
3/23	W, 10-0	Alabama*	Fayetteville
3/24	L, 1-4	Alabama*	Fayetteville
3/26	W, 16-4	Centenary	Fayetteville
3/27	W, 10-2	Centenary	Fayetteville
3/30	L, 3-4	Vanderbilt*	Nashville, Tenn.
4/3	W, 7-4	SMS	Springfield, Mo.
4/5	W, 7-4	South Carolina*	Fayetteville
4/6	W, 8-7 (15)	South Carolina*	Fayetteville
4/9	W, 9-6	Oklahoma	Fayetteville
4/12	L, 4-17	Mississippi St.*	Starkville, Miss.
4/13	W, 7-3	Mississippi St.*	Starkville, Miss.
4/14	L, 4-6	Mississippi St.*	Starkville, Miss.
4/16	W, 14-0	Oral Roberts	Tulsa, Okla.
4/17	W, 5-1	Pittsburg State	Fayetteville
4/19	L, 9-14	Tennessee*	Fayetteville
4/20	W, 7-6 (12)	Tennessee*	Fayetteville
4/21	W, 9-2	Tennessee*	Fayetteville
4/23	L, 2-3	Wichita State	Fayetteville
4/26	L, 0-3	LSU*	Baton Rouge, La.
4/27	L, 0-8	LSU*	Baton Rouge, La.
4/28	L, 5-13	LSU*	Baton Rouge, La.
4/30	W, 6-3	Oral Roberts	Fayetteville
5/1	L, 7-10	SMS	Fayetteville
5/3	W, 5-1	Kentucky*	Fayetteville
5/4	L, 2-5	Kentucky*	Fayetteville
5/5	L, 0-1	Kentucky*	Fayetteville
5/10	W, 5-4	Ole Miss*	Oxford, Miss.
5/11	W, 11-5	Ole Miss*	Oxford, Miss.
5/12	W, 10-8	Ole Miss*	Oxford, Miss.
5/14	L, 1-5	Southeast Mo. St.	Fayetteville
5/15	L, 4-5	Southeast Mo. St.	Fayetteville
5/17	W, 18-5	Auburn*	Fayetteville
5/18	L, 3-7	Auburn*	Fayetteville
5/19	W, 4-1	Auburn*	Fayetteville
5/22	L, 1-10	South Carolina!	Hoover, Ala.
5/23	W, 7-3	Auburn!	Hoover, Ala.
5/24	L, 1-4	South Carolina!	Hoover, Ala.
5/31	W, 8-5	Oklahoma+	Wichita, Kan.
6/1	W, 7-6	Oral Roberts+	Wichita, Kan.
6/2	W, 11-6	Oral Roberts+	Wichita, Kan.
6/7	W, 9-6	Clemson\$	Clemson, S.C.
6/8	L, 7-8	Clemson\$	Clemson, S.C.
6/9	L, 4-7	Clemson\$	Clemson, S.C.

* - SEC Game

! - SEC Tournament

++ - NCAA Wichita Regional

\$ - NCAA Clemson Super Regional

2003 (35-22; 14-16 6th SEC West)

Dave Van Horn

Date	Result	Opponent	Location
2/11	W, 9-5	Creighton	Fayetteville
2/14	W, 5-1	Eastern Illinois	Fayetteville
2/15	W, 17-3	Eastern Illinois	Fayetteville
2/21	W, 8-1	Navy	Memphis, Tenn.
2/23	W, 10-9	Memphis	Memphis, Tenn.
3/1	W, 8-7 (11)	Illinois-Chicago	Fayetteville
3/1	W, 6-4	Illinois-Chicago	Fayetteville
3/2	W, 13-2	Illinois-Chicago	Fayetteville
3/4	W, 6-2	Western Michigan	Fayetteville
3/5	W, 4-3	Western Michigan	Fayetteville
3/7	L, 8-9	Kansas State	Manhattan, Kan.
3/9	W, 12-4	Kansas State	Fayetteville
3/10	W, 4-3	Kansas State	Fayetteville
3/10	W, 18-5	Kansas State	Fayetteville
3/11	W, 2-1	Kansas	Fayetteville
3/14	L, 2-7	South Carolina*	Columbia, S.C.
3/16	W, 2-1	South Carolina*	Columbia, S.C.
3/16	W, 4-1	South Carolina*	Columbia, S.C.
3/19	W, 14-9	Centenary	Shreveport, La.
3/19	W, 19-7	Louisiana Tech	Shreveport, La.
3/21	L, 3-4 (10)	Mississippi State*	Fayetteville
3/22	L, 3-8	Mississippi State*	Fayetteville
3/23	L, 1-5	Mississippi State*	Fayetteville
3/25	W, 5-4	SMS	Fayetteville
3/28	W, 9-2	Kentucky*	Lexington, Ky.
3/29	W, 2-1	Kentucky*	Lexington, Ky.
3/30	W, 10-9	Kentucky*	Lexington, Ky.
4/1	W, 9-3	Oral Roberts	Fayetteville
4/4	W, 9-4	Georgia*	Fayetteville
4/5	W, 14-3	Georgia*	Fayetteville
4/6	L, 4-10	Georgia*	Fayetteville
4/11	L, 4-6	Vanderbilt*	Fayetteville
4/12	W, 17-7	Vanderbilt*	Fayetteville
4/13	W, 8-5	Vanderbilt*	Fayetteville
4/15	W, 8-2	Oral Roberts	Tulsa, Okla.
4/18	W, 9-7	Auburn*	Auburn, Ala.
4/19	W, 11-5	Auburn*	Auburn, Ala.
4/20	L, 2-6	Auburn*	Auburn, Ala.
4/22	L, 5-6 (10)	Wichita State	Wichita, Kan.
4/25	L, 2-10	Alabama*	Tuscaloosa, Ala.
4/26	L, 3-6	Alabama*	Tuscaloosa, Ala.
4/27	L, 2-14	Alabama*	Tuscaloosa, Ala.
4/29	W, 7-3	Missouri Southern	Fayetteville
5/2	L, 2-5	Ole Miss*	Fayetteville
5/3	W, 7-6	Ole Miss*	Fayetteville
5/4	W, 6-3	Ole Miss*	Fayetteville
5/9	L, 0-1 (12)	Tennessee*	Knoxville, Tenn.
5/10	L, 1-8	Tennessee*	Knoxville, Tenn.
5/11	L, 3-4 (11)	Tennessee*	Knoxville, Tenn.
5/16	L, 3-11	LSU*	Fayetteville
5/17	W, 6-5 (10)	LSU*	Fayetteville
5/18	L, 2-6	LSU*	Fayetteville
5/22	L, 4-5	LSU!	Hoover, Ala.
5/23	L, 7-8 (11)	Ole Miss!	Hoover, Ala.
5/30	L, 2-3	Lamar+	Austin, Texas
5/31	W, 10-7	Bucknell+	Austin, Texas
5/31	L, 6-7 (11)	Lamar+	Austin, Texas

! - SEC Tournament

++ - NCAA Austin Regional



Cliff Lee was a fourth-round draft pick in 2000 by the Montreal Expos. He won the 2008 American League Cy Young Award with the Cleveland Indians was a four-time All-Star for the Indians and the Philadelphia Phillies.

|| ALL-TIME RESULTS



2004 (45-24; 19-11 SEC Champs)

Dave Van Horn

Date	Result	Opponent	Location
2/13	W, 2-0	Louisiana Tech	Fayetteville
2/14	W, 22-2	Louisiana Tech	Fayetteville
2/15	W, 13-2	Louisiana Tech	Fayetteville
2/20	W, 14-7	St. John's	Fayetteville
2/21	W, 6-5	St. John's	Fayetteville
2/22	W, 14-3	St. John's	Fayetteville
2/24	W, 7-1	McNeese State	Fayetteville
2/25	W, 7-2	McNeese State	Fayetteville
2/27	L, 1-3	New Mexico	College Station, Texas
2/27	L, 5-7	Texas A&M	College Station, Texas
2/28	W, 13-3	New Mexico	College Station, Texas
2/28	W, 6-4	Texas A&M	College Station, Texas
2/29	L, 7-9	Texas A&M	College Station, Texas
2/29	W, 5-2	New Mexico	College Station, Texas
3/6	L, 1-4	Texas-Pan Am	Edinburg, Texas
3/7	L, 4-11	Texas-Pan Am	Edinburg, Texas
3/12	W, 4-3	Illinois-Chicago	Fayetteville
3/14	L, 1-9	Illinois-Chicago	Fayetteville
3/16	W, 10-9	Centenary	Fayetteville
3/17	W, 15-3	Centenary	Fayetteville
3/19	L, 1-11	Florida*	Gainesville, Fla.
3/20	W, 8-2	Florida*	Gainesville, Fla.
3/21	L, 6-7 (10)	Florida*	Gainesville, Fla.
3/26	W, 5-3	South Carolina*	Fayetteville
3/27	W, 5-4	South Carolina*	Fayetteville
3/28	L, 2-10	South Carolina*	Fayetteville
3/30	W, 10-4	Wichita State	Fayetteville
4/2	L, 3-6	Alabama*	Fayetteville
4/3	W, 7-2	Alabama*	Fayetteville
4/4	W, 11-6	Alabama*	Fayetteville
4/6	L, 5-6 (16)	SMS	Fayetteville
4/9	W, 11-8	LSU*	Baton Rouge, La.
4/10	W, 11-10	LSU*	Baton Rouge, La.
4/11	W, 7-5	LSU*	Baton Rouge, La.
4/13	L, 4-6	Oral Roberts	Fayetteville
4/16	W, 6-3	Vanderbilt*	Nashville, Tenn.
4/17	W, 9-4	Vanderbilt*	Nashville, Tenn.
4/18	L, 8-14	Vanderbilt*	Nashville, Tenn.
4/20	W, 5-2	Oklahoma State	Fayetteville
4/23	W, 9-4	Kentucky*	Fayetteville
4/24	W, 5-4	Kentucky*	Fayetteville
4/25	W, 11-10	Kentucky*	Fayetteville
4/27	W, 8-4	Oral Roberts	Tulsa, Okla.
4/30	L, 3-9	Tennessee*	Fayetteville
5/1	W, 4-1	Tennessee*	Fayetteville
5/2	W, 5-3	Tennessee*	Fayetteville
5/7	L, 0-1	Ole Miss*	Oxford, Miss.
5/8	W, 3-1	Ole Miss*	Oxford, Miss.
5/9	L, 3-5	Ole Miss*	Oxford, Miss.
5/11	W, 13-2	Texas-Pan American	Fayetteville
5/15	L, 2-3	Mississippi State*	Starkville, Miss.
5/16	L, 4-5	Mississippi State*	Starkville, Miss.
5/16	W, 4-2	Mississippi State*	Starkville, Miss.
5/21	W, 9-7	Auburn*	Fayetteville
5/22	L, 4-7	Auburn*	Fayetteville
5/23	W, 15-3	Auburn*	Fayetteville
5/26	L, 6-8	Tennessee!	Hoover, Ala.
5/27	W, 4-3	Ole Miss!	Hoover, Ala.
5/28	W, 4-1	Tennessee!	Hoover, Ala.
5/29	L, 2-3	South Carolina!	Hoover, Ala.
6/4	W, 4-1	Le Moyne+	Fayetteville
6/5	L, 1-4	Wichita State+	Fayetteville
6/5	W, 10-7	Missouri+	Fayetteville
6/6	W, 11-9	Wichita State+	Fayetteville
6/6	W, 4-3	Wichita State+	Fayetteville
6/11	W, 7-5	Florida State\$	Fayetteville
6/12	W, 4-2	Florida State\$	Fayetteville
6/18	L, 2-13	Texas#	Omaha, Neb.
6/19	L, 2-7	Arizona#	Omaha, Neb.

! - SEC Tournament
 + - NCAA Fayetteville Regional
 \$ - NCAA Fayetteville Super Regional
 # - College World Series




Scott Hode hit .293 with seven home runs and a team-leading 53 RBIs to lead Arkansas to the College World Series in 2004.

2005 (39-22; 13-17 T-5th SEC West)

Dave Van Horn

Date	Result	Opponent	Location
2/11	W, 13-3	Dallas Baptist	Dallas, Texas
2/12	W, 8-1	Dallas Baptist	Arlington, Texas
2/13	W, 2-1	Texas-Arlington	Arlington, Texas
2/13	W, 4-1 (12)	Texas-Arlington	Arlington, Texas
2/18	W, 5-2	Louisiana Tech	Ruston, La.
2/19	L, 8-10	Louisiana Tech	Ruston, La.
2/20	W, 9-4	Louisiana Tech	Ruston, La.
2/25	W, 5-4	Minnesota	Fayetteville
2/26	W, 12-3	Minnesota	Fayetteville
2/27	W, 4-3	Minnesota	Fayetteville
3/3	W, 7-4	Illinois-Chicago	Fayetteville
3/5	W, 15-4	Illinois-Chicago	Fayetteville
3/6	W, 9-2	Illinois-Chicago	Fayetteville
3/8	W, 11-7	Oklahoma State	Stillwater, Okla.
3/11	W, 17-2	Eastern Illinois	Fayetteville
3/12	W, 12-1	Eastern Illinois	Fayetteville
3/13	W, 6-0	Eastern Illinois	Fayetteville
3/18	W, 9-1	South Carolina*	Columbia, S.C.
3/19	L, 3-12	South Carolina*	Columbia, S.C.
3/20	W, 5-3	South Carolina*	Columbia, S.C.
3/22	W, 10-1	Centenary	Shreveport, La.
3/23	W, 14-1	Centenary	Shreveport, La.
3/25	L, 3-5	Mississippi State*	Fayetteville
3/26	L, 4-13	Mississippi State*	Fayetteville
3/27	W, 10-5	Mississippi State*	Fayetteville
4/1	L, 1-5	Auburn*	Auburn, Ala.
4/2	L, 7-8	Auburn*	Auburn, Ala.
4/3	W, 8-6	Auburn*	Auburn, Ala.
4/5	W, 9-3	Northern Colorado	Fayetteville
4/6	W, 7-4	Northern Colorado	Fayetteville
4/8	W, 6-5	Vanderbilt*	Fayetteville
4/9	W, 5-4 (10)	Vanderbilt*	Fayetteville
4/10	W, 3-0	Vanderbilt*	Fayetteville
4/12	W, 15-8	Oral Roberts	Tulsa, Okla.
4/13	W, 14-5	SMS	Fayetteville
4/15	W, 4-1	Tennessee*	Knoxville, Tenn.
4/16	L, 2-8	Tennessee*	Knoxville, Tenn.
4/17	L, 3-4	Tennessee*	Knoxville, Tenn.
4/19	W, 9-4	SMS	Springfield, Mo.
4/22	L, 7-10	LSU*	Fayetteville
4/23	L, 0-7	LSU*	Fayetteville
4/24	L, 0-6	LSU*	Fayetteville
4/26	W, 5-2	Oral Roberts	Fayetteville
4/30	W, 8-5	Kentucky*	Lexington, Ky.
4/30	L, 8-11	Kentucky*	Lexington, Ky.
5/1	L, 1-7	Kentucky*	Lexington, Ky.
5/6	W, 4-1	Florida*	Fayetteville
5/7	W, 3-2 (10)	Florida*	Fayetteville
5/8	L, 10-11	Florida*	Fayetteville
5/13	W, 5-4	Alabama*	Tuscaloosa, Ala.
5/14	L, 2-5	Alabama*	Tuscaloosa, Ala.
5/15	W, 3-2	Alabama*	Tuscaloosa, Ala.
5/20	L, 3-5	Ole Miss*	Fayetteville
5/21	L, 2-10	Ole Miss*	Fayetteville
5/22	L, 1-9	Ole Miss*	Fayetteville
5/25	L, 8-9	Florida!	Hoover, Ala.
5/26	L, 4-5	Alabama!	Hoover, Ala.
6/3	W, 9-5	Miami (Ohio)+	Austin, Texas
6/4	W, 9-2	Texas+	Austin, Texas
6/5	L, 8-19	Texas+	Austin, Texas
6/6	L, 2-5	Texas+	Austin, Texas

* - SEC Game
 ! - SEC Tournament
 + - NCAA Austin Regional



Jess Todd was an integral part of Arkansas' stellar pitching staff in 2007. He was one of three pitchers to be drafted in the first two rounds of the MLB Draft.

2006 (39-21; 18-12 2nd SEC West)

Dave Van Horn

Date	Result	Opponent	Location
2/10	W, 4-1	George Mason^	Mobile, Ala.
2/11	W, 3-0	Oklahoma State^	Mobile, Ala.
2/12	W, 8-7	South Alabama^	Mobile, Ala.
2/17	W, 5-2	TCU#	Edinburg, Texas
2/18	W, 15-7	SF Austin#	Edinburg, Texas
2/19	W, 13-2	Texas-Pan Am#	Edinburg, Texas
2/24	W, 10-9	Louisiana Tech	Fayetteville
2/24	W, 13-2	Louisiana Tech	Fayetteville
2/25	W, 10-2	Louisiana Tech	Fayetteville
2/28	L, 2-5	Washington\$	Honolulu, Hawaii
3/1	W, 12-4	Texas-Arlington\$	Honolulu
3/2	W, 5-1	Hawaii\$	Honolulu
3/3	W, 5-3	Texas-Arlington\$	Honolulu
3/4	W, 7-1	Texas-Arlington\$	Honolulu
3/10	W, 6-5	Cal State Northridge	Fayetteville
3/11	W, 8-1	Cal State Northridge	Fayetteville
3/12	W, 8-6	Cal State Northridge	Fayetteville
3/17	L, 3-6	Florida*	Gainesville, Fla.
3/18	W, 4-2	Florida*	Gainesville, Fla.
3/19	L, 7-8	Florida*	Gainesville, Fla.
3/21	W, 10-2	Centenary	Fayetteville
3/22	W, 8-5	Centenary	Fayetteville
3/24	L, 0-2	Georgia!	Fayetteville
3/25	L, 7-8	Georgia!	Fayetteville
3/26	W, 5-4 (10)	Georgia!	Fayetteville
3/28	W, 4-3 (11)	Wichita State	Wichita, Kan.
3/31	W, 6-1	Tennessee*	Fayetteville
4/1	L, 6-11	Tennessee*	Fayetteville
4/2	W, 13-11	Tennessee*	Fayetteville
4/4	L, 5-10	Missouri State	Fayetteville
4/7	L, 1-7	Vanderbilt*	Nashville, Tenn.
4/8	W, 5-3	Vanderbilt*	Nashville, Tenn.
4/9	W, 4-3	Vanderbilt*	Nashville, Tenn.
4/11	L, 2-4	Missouri State	Springfield, Mo.
4/14	W, 10-9	Kentucky*	Fayetteville
4/15	W, 10-6	Kentucky*	Fayetteville
4/16	L, 5-7	Kentucky*	Fayetteville
4/18	W, 2-1	Northern Colorado	Fayetteville
4/19	L, 2-4	Northern Colorado	Fayetteville
4/22	W, 6-2	Mississippi State*	Starkville, Miss.
4/22	L, 8-9	Mississippi State*	Starkville, Miss.
4/23	W, 6-4	Mississippi State*	Starkville, Miss.
4/28	L, 6-7	LSU*	Baton Rouge, La.
4/29	W, 4-2	LSU*	Baton Rouge, La.
4/30	L, 5-7	LSU*	Baton Rouge, La.
5/2	L, 4-5	Oral Roberts	Tulsa, Okla.
5/5	W, 4-3 (11)	Alabama*	Fayetteville
5/6	W, 13-6	Alabama*	Fayetteville
5/7	W, 5-3	Alabama*	Fayetteville
5/12	W, 12-3	Ole Miss*	Oxford, Miss.
5/13	L, 3-7	Ole Miss*	Oxford, Miss.
5/14	L, 4-5	Ole Miss*	Oxford, Miss.
5/18	W, 6-3	Auburn*	Fayetteville
5/19	W, 10-5	Auburn*	Fayetteville
5/20	W, 11-2	Auburn*	Fayetteville
5/24	L, 4-9	Ole Miss!	Hoover, Ala.
5/25	L, 3-4	Alabama!	Hoover, Ala.
6/2	L, 3-4 (11)	Oral Roberts+	Fayetteville
6/3	W, 6-2	Princeton+	Fayetteville
6/4	L, 5-6	Oklahoma State+	Fayetteville

^ - Jaguar Invitational
 % - Al Oglethorpe Classic
 \$ - Rainbow Baseball Tournament
 * - SEC Game
 ! - SEC Tournament
 + - NCAA Fayetteville Regional

2007 (43-21; 18-12 1st SEC West)

Dave Van Horn

Date	Result	Opponent	Location
2/22	W, 4-2	Louisiana Tech	Ruston, La.
2/23	L, 2-9	Louisiana Tech	Ruston, La.
2/24	W, 6-2	Louisiana Tech	Ruston, La.
2/29	W, 13-1	Troy	Troy, Ala.
2/10	L, 8-13	Troy	Troy, Ala.
2/11	W, 16-2	Troy	Troy, Ala.
2/18	W, 8-3	Wisc.-Milwaukee	Fayetteville
2/18	W, 28-2	Wisc.-Milwaukee	Fayetteville
2/19	W, 8-1	Wisc.-Milwaukee	Fayetteville
2/23	W, 12-1	Illinois State	Fayetteville
2/24	L, 10-12	Illinois State	Fayetteville
2/25	W, 9-8 (10)	Illinois State	Fayetteville
3/2	L, 4-5	Ole Miss*	Minneapolis, Minn.
3/4	W, 5-1	Minnesota*	Minneapolis, Minn.
3/4	L, 5-10	Minnesota*	Minneapolis, Minn.
3/9	W, 8-7	Kansas	Fayetteville
3/10	W, 4-0	Kansas	Fayetteville
3/11	W, 5-2	Kansas	Fayetteville
3/13	W, 10-2	Oral Roberts	Fayetteville
3/16	W, 10-2	Kentucky*	Lexington, Ky.
3/17	L, 5-7	Kentucky*	Lexington, Ky.
3/18	W, 14-5	Kentucky*	Lexington, Ky.
3/21	W, 16-14	Centenary	Shreveport, La.
3/23	W, 8-7 (10)	Vanderbilt	Fayetteville
3/24	L, 3-6	Vanderbilt	Fayetteville
3/25	W, 8-3	Vanderbilt	Fayetteville
3/27	L, 3-5	Oral Roberts	Tulsa, Okla.
3/30	W, 6-2	Tennessee*	Knoxville, Tenn.
3/31	W, 4-3	Tennessee*	Knoxville, Tenn.
4/1	W, 11-7	Tennessee*	Knoxville, Tenn.
4/3	W, 14-6	Northern Colorado	Fayetteville
4/4	W, 9-7	Northern Colorado	Fayetteville
4/6	L, 9-11	Mississippi State*	Fayetteville
4/7	L, 1-2	Mississippi State*	Fayetteville
4/8	W, 9-3	Mississippi State*	Fayetteville
4/11	W, 2-0	Missouri State	Fayetteville
4/14	W, 14-3	Florida*	Fayetteville
4/14	W, 7-1	Florida*	Fayetteville
4/15	W, 10-7	Florida*	Fayetteville
4/18	W, 16-2	Missouri State	Springfield, Mo.
4/20	L, 1-6	Georgia!	Athens, Ga.
4/21	W, 7-6 (10)	Georgia!	Athens, Ga.
4/22	W, 9-3	Georgia!	Athens, Ga.
4/25	W, 10-2	Wichita State	Fayetteville
4/27	W, 12-1	Auburn*	Auburn, Ala.
4/28	L, 9-11	Auburn*	Auburn, Ala.
4/29	W, 8-1	Auburn*	Auburn, Ala.
5/4	L, 5-6	LSU*	Fayetteville
5/5	W, 5-0	LSU*	Fayetteville
5/6	L, 3-5	LSU*	Fayetteville
5/11	L, 0-10	Alabama*	Tuscaloosa, Ala.
5/12	W, 12-5	Alabama*	Tuscaloosa, Ala.
5/13	L, 5-9	Alabama*	Tuscaloosa, Ala.
5/17	L, 4-5	Ole Miss*	Fayetteville
5/18	W, 4-3 (10)	Ole Miss*	Fayetteville
5/19	L, 0-5	Ole Miss*	Fayetteville
5/23	W, 6-0	Alabama!	Hoover, Ala.
5/24	W, 6-0	South Carolina!	Hoover, Ala.
5/26	W, 3-2	South Carolina!	Hoover, Ala.
5/27	L, 4-7	Vanderbilt!	Hoover, Ala.
6/1	W, 9-0	Albany+	Fayetteville
6/2	L, 3-14	Oklahoma State+	Fayetteville
6/3	W, 6-0	Creighton+	Fayetteville
6/3	L, 6-7	Oklahoma State+	Fayetteville

^ - Dairy Queen Classic
 * - SEC Game
 ! - SEC Tournament
 + - NCAA Fayetteville Regional

HISTORY AND RECORDS



2008 (34-24; 14-15 4th SEC West)

Dave Van Horn

Date	Result	Opponent	Location
2/22	W, 9-4	Wright State	Fayetteville
2/23	W, 5-4	Wright State	Fayetteville
2/24	W, 7-3	Wright State	Fayetteville
2/27	W, 2-1	Kansas	Fayetteville
2/29	W, 9-8	La Tech*	College Station, Texas
3/1	L, 7-15	Texas A&M*	College Station, Texas
3/2	W, 8-6	Ohio State*	College Station, Texas
3/5	W, 13-1	South Dakota State	Fayetteville
3/5	W, 20-4	South Dakota State	Fayetteville
3/7	W, 14-5	Siena	Fayetteville
3/8	W, 17-2	Siena	Fayetteville
3/9	W, 10-4	Siena	Fayetteville
3/11	L, 5-6	Arizona State	Tempe, Ariz.
3/12	L, 4-7	Arizona State	Tempe, Ariz.
3/14	W, 5-1	Georgia*	Fayetteville
3/15	L, 11-5	Georgia*	Fayetteville
3/16	L, 2-13	Georgia*	Fayetteville
3/18	L, 1-6	Nebraska	Lincoln, Neb.
3/19	W, 9-4	Nebraska	Lincoln, Neb.
3/21	L, 7-8 (11)	LSU*	Baton Rouge, La.
3/22	W, 14-13 (10)	LSU*	Baton Rouge, La.
3/23	L, 2-4	LSU*	Baton Rouge, La.
3/25	W, 9-0	Centenary	Fayetteville
3/26	L, 1-5	Centenary	Fayetteville
3/29	L, 5-6 (12)	Vanderbilt*	Nashville, Tenn.
3/30	L, 2-6	Vanderbilt*	Nashville, Tenn.
4/1	W, 7-6 (10)	Missouri State	Springfield, Mo.
4/4	L, 2-5	Auburn*	Fayetteville
4/5	W, 5-4	Auburn*	Fayetteville
4/6	L, 10-12 (10)	Auburn*	Fayetteville
4/8	L, 4-9	Oral Roberts	Fayetteville
4/11	W, 2-1	Florida*	Gainesville, Fla.
4/12	L, 1-6	Florida*	Gainesville, Fla.
4/13	W, 10-4	Florida*	Gainesville, Fla.
4/15	L, 2-12	Oral Roberts	Tulsa, Okla.
4/16	W, 9-1	Alcorn State	Fayetteville
4/18	W, 5-4	Tennessee*	Fayetteville
4/19	W, 5-4 (10)	Tennessee*	Fayetteville
4/20	L, 6-7 (10)	Tennessee*	Fayetteville
4/22	W, 9-2	Northern Colorado	Fayetteville
4/23	W, 9-1	Northern Colorado	Fayetteville
4/25	L, 4-12	Ole Miss*	Oxford, Miss.
4/26	W, 13-11 (10)	Ole Miss*	Oxford, Miss.
4/27	W, 12-4	Ole Miss*	Oxford, Miss.
4/30	W, 14-6	Missouri State	Fayetteville
5/2	L, 7-11	Alabama*	Fayetteville
5/3	L, 6-11	Alabama*	Fayetteville
5/4	W, 5-4	Alabama*	Fayetteville
5/9	W, 12-11	South Carolina*	Fayetteville
5/10	W, 6-3	South Carolina*	Fayetteville
5/11	W, 4-2	South Carolina*	Fayetteville
5/12	W, 12-3	Mississippi Valley St.	Fayetteville
5/15	L, 5-6	Mississippi State*	Starkville, Miss.
5/16	L, 5-6	Mississippi State*	Starkville, Miss.
5/17	W, 15-10	Mississippi State*	Starkville, Miss.
5/19	W, 12-6	Western Illinois	Fayetteville
5/30	L, 3-4	Pepperdine*	Palo Alto, Calif.
5/31	L, 1-5	Stanford*	Palo Alto, Calif.

* - Dominos Pizza Classic
 ^ - SEC Game
 + - NCAA Stanford Regional

2009 (41-24; 14-15 4th SEC West)

Dave Van Horn

Date	Result	Opponent	Location
2/20	W, 4-2	Washington State	Fayetteville
2/20	W, 7-5 (10)	Washington State	Fayetteville
2/22	W, 4-3	Washington State	Fayetteville
2/24	L, 3-9	Kansas	Fayetteville
2/25	W, 9-8 (10)	Kansas	Fayetteville
2/27	W, 8-7 (10)	Western Illinois	Fayetteville
3/3	W, 7-3	Valparaiso	Fayetteville
3/6	W, 5-4 (10)	California	Fayetteville
3/7	L, 6-12	California	Fayetteville
3/8	W, 13-3	California	Fayetteville
3/10	L, 3-8	Centenary	Shreveport, La.
3/13	W, 11-4	Florida*	Fayetteville
3/14	W, 8-4	Florida*	Fayetteville
3/15	W, 4-2	Florida*	Fayetteville
3/17	W, 7-3	Nebraska	Fayetteville
3/18	L, 4-7	Nebraska	Fayetteville
3/20	W, 3-2	Auburn*	Auburn, Ala.
3/21	W, 10-6	Auburn*	Auburn, Ala.
3/22	W, 12-6	Auburn*	Auburn, Ala.
3/25	W, 10-0	Missouri State	Fayetteville
3/27	W, 20-9	Mississippi State*	Fayetteville
3/29	W, 5-1	Mississippi State*	Fayetteville
3/29	L, 4-12	Mississippi State*	Fayetteville
3/31	W, 2-0	Missouri State	Springfield, Mo.
4/3	W, 6-4	South Carolina*	Columbia, S.C.
4/4	L, 1-9	South Carolina*	Columbia, S.C.
4/5	W, 7-4	South Carolina*	Columbia, S.C.
4/7	W, 7-3	Arizona State	Fayetteville
4/8	W, 8-7	Arizona State	Fayetteville
4/10	L, 0-9	Vanderbilt*	Fayetteville
4/11	L, 6-13	Vanderbilt*	Fayetteville
4/14	L, 2-3	ULM	Fayetteville
4/15	W, 10-9 (10)	ULM	Fayetteville
4/17	L, 3-4	Georgia*	Athens, Ga.
4/18	L, 3-4	Georgia*	Athens, Ga.
4/19	W, 2-0	Georgia*	Athens, Ga.
4/21	W, 9-6	Oral Roberts	Tulsa, Okla.
4/24	W, 9-3	Tennessee*	Knoxville, Tenn.
4/25	L, 4-5	Tennessee*	Knoxville, Tenn.

4/26	W, 15-8	Tennessee*	Knoxville, Tenn.
4/28	W, 8-7 (10)	Oklahoma	Fayetteville
5/2	W, 11-4	LSU*	Fayetteville
5/2	L, 0-5	LSU*	Fayetteville
5/3	L, 3-4	LSU*	Fayetteville
5/8	L, 1-2	Alabama*	Tuscaloosa, Ala.
5/9	L, 6-8	Alabama*	Tuscaloosa, Ala.
5/10	L, 5-6	Alabama*	Tuscaloosa, Ala.
5/12	W, 3-2	Oral Roberts	Fayetteville
5/14	L, 5-7	Ole Miss*	Fayetteville
5/15	L, 3-9	Ole Miss*	Fayetteville
5/16	L, 3-16	Ole Miss*	Fayetteville
5/20	W, 8-5	Florida!	Hoover, Ala.
5/21	L, 1-2 (10)	Georgia!	Hoover, Ala.
5/22	W, 10-7	Florida!	Hoover, Ala.
5/23	L, 1-11 (7)	Vanderbilt!	Hoover, Ala.
5/29	W, 10-3	Washington St.+	Norman, Okla.
5/30	W, 17-6	Oklahoma*	Norman, Okla.
5/31	W, 11-0	Oklahoma*	Norman, Okla.
6/5	W, 7-2	Florida State§	Tallahassee, Fla.
6/6	W, 9-8	Florida State§	Tallahassee, Fla.
6/13	W, 10-6	Cal St. Fullerton#	Omaha, Neb.
6/15	L, 1-9	LSU#	Omaha, Neb.
6/17	W, 4-3 (12)	Virginia#	Omaha, Neb.
6/19	L, 5-14	LSU#	Omaha, Neb.

* - SEC Game
 ! - SEC Tournament
 + - NCAA Norman Regional
 § - NCAA Tallahassee Super Regional
 # - College World Series

2010 (43-21; 18-12 2nd SEC West)

Dave Van Horn

Date	Result	Opponent	Location
2/19	W, 10-2	Ball State	Fayetteville
2/20	L, 2-5	Ball State	Fayetteville
2/21	W, 9-3	Ball State	Fayetteville
2/26	W, 10-1	Troy	Fayetteville
2/27	W, 10-8	Troy	Fayetteville
2/28	W, 7-6	Troy	Fayetteville
3/2	W, 15-3	Kansas	Fayetteville
3/5	W, 7-3	California	Berkeley, Calif.
3/6	W, 9-5	California	Berkeley, Calif.
3/7	L, 0-6	California	Berkeley, Calif.
3/9	L, 2-3	South Dakota State	Fayetteville
3/10	W, 21-2	South Dakota State	Fayetteville
3/12	W, 14-6	Wisc.-Milwaukee	Fayetteville
3/13	W, 7-0	Wisc.-Milwaukee	Fayetteville
3/14	W, 3-2 (10)	Wisc.-Milwaukee	Fayetteville
3/19	W, 6-3	LSU*	Baton Rouge, La.
3/20	L, 1-8	LSU*	Baton Rouge, La.
3/21	L, 7-5	LSU*	Baton Rouge, La.
3/23	W, 3-2	McNeese State	Lake Charles, La.
3/24	W, 7-6	McNeese State	Lake Charles, La.
3/26	W, 9-8	Alabama*	Fayetteville
3/27	W, 4-3	Alabama*	Fayetteville
3/28	W, 10-5	Alabama*	Fayetteville
3/30	W, 18-2	Centenary	Fayetteville
3/31	W, 9-4	Centenary	Fayetteville
4/2	L, 8-12	Kentucky*	Fayetteville
4/3	W, 10-1	Kentucky*	Fayetteville
4/4	W, 17-16	Kentucky*	Fayetteville
4/7	W, 32-8	Saint Louis	Fayetteville
4/9	W, 8-3	Mississippi State*	Starkville, Miss.
4/10	W, 8-5	Mississippi State*	Starkville, Miss.
4/11	W, 13-3	Mississippi State*	Starkville, Miss.
4/13	W, 4-3 (11)	New Mexico	Fayetteville
4/14	W, 5-4	New Mexico	Fayetteville
4/16	W, 10-2	Georgia*	Fayetteville
4/17	W, 10-2	Georgia*	Fayetteville
4/18	W, 13-5	Georgia*	Fayetteville
4/20	W, 9-5	Oral Roberts	Fayetteville
4/23	W, 8-3	Florida*	Gainesville, Fla.
4/24	L, 2-8	Florida*	Gainesville, Fla.
4/25	L, 1-2	Florida*	Gainesville, Fla.
4/28	W, 5-4	Missouri State	Fayetteville
4/30	W, 9-4	Auburn*	Fayetteville
5/1	L, 7-8	Auburn*	Fayetteville
5/2	L, 2-13	Auburn*	Fayetteville
5/7	W, 11-4	Ole Miss*	Oxford, Miss.
5/8	L, 2-3	Ole Miss*	Oxford, Miss.
5/9	W, 7-0	Ole Miss*	Oxford, Miss.
5/11	W, 5-4 (10)	La Tech%	N. Little Rock, Ark.
5/14	L, 2-3	South Carolina*	Fayetteville
5/15	L, 0-5	South Carolina*	Fayetteville
5/16	L, 3-5	South Carolina*	Fayetteville
5/18	L, 2-5	Oklahoma	Norman, Okla.
5/20	L, 3-4	Vanderbilt*	Nashville, Tenn.
5/21	W, 4-3	Vanderbilt*	Nashville, Tenn.
5/22	W, 7-5	Vanderbilt*	Nashville, Tenn.
5/26	L, 0-2	Vanderbilt!	Hoover, Ala.
5/27	L, 4-5	Florida!	Hoover, Ala.
6/4	W, 19-7	Grambling State+	Fayetteville
6/5	W, 6-4	Washington State+	Fayetteville
6/6	L, 7-10	Washington State+	Fayetteville
6/7	W, 7-2	Washington State+	Fayetteville
6/12	L, 6-7 (12)	Arizona State§	Tempe, Ariz.
6/13	L, 5-7 (12)	Arizona State§	Tempe, Ariz.

* - SEC Game
 ! - SEC Tournament
 + - NCAA Fayetteville Regional
 § - NCAA Tempe Super Regional

2011 (40-22; 15-15 1st SEC West)

Dave Van Horn

Date	Result	Opponent	Location
2/18	W, 5-0	Delaware State	Fayetteville
2/19	W, 9-2	Delaware State	Fayetteville
2/20	W, 10-0	Delaware State	Fayetteville
2/25	W, 3-2	Utah	Fayetteville
2/26	W, 5-4	Utah	Fayetteville
2/27	W, 10-1	Utah	Fayetteville
3/1	L, 6-8	McNeese State	Fayetteville
3/2	W, 8-3	McNeese State	Fayetteville
3/4	W, 15-6	Wisc.-Milwaukee	Fayetteville
3/5	W, 13-9	Wisc.-Milwaukee	Fayetteville
3/6	W, 7-3	Wisc.-Milwaukee	Fayetteville
3/10	W, 12-4	San Diego St.	San Diego, Calif.
3/11	W, 11-6	San Diego St.	San Diego, Calif.
3/12	L, 2-3	San Diego St.	San Diego, Calif.
3/13	W, 5-2	San Diego St.	San Diego, Calif.
3/15	W, 4-2	Kansas	Fayetteville
3/18	W, 6-5 (11)	Auburn*	Auburn, Ala.
3/19	L, 5-9	Auburn*	Auburn, Ala.
3/20	L, 7-8	Auburn*	Auburn, Ala.
3/22	W, 7-2	Memphis%	N. Little Rock, Ark.
3/23	W, 7-3	Memphis	Memphis, Tenn.
3/25	W, 2-1	Vanderbilt*	Fayetteville
3/26	L, 1-4	Vanderbilt*	Fayetteville
3/27	L, 1-2	Vanderbilt*	Fayetteville
4/1	L, 3-5	Alabama*	Tuscaloosa, Ala.
4/2	L, 3-5	Alabama*	Tuscaloosa, Ala.
4/3	W, 4-3	Alabama*	Tuscaloosa, Ala.
4/6	W, 6-5	Texas State	Fayetteville
4/8	W, 2-0	LSU*	Fayetteville
4/9	W, 4-3	LSU*	Fayetteville
4/10	W, 5-4	LSU*	Fayetteville
4/12	W, 2-1	Missouri State	Springfield, Mo.
4/15	W, 6-5	Mississippi State*	Fayetteville
4/16	W, 6-1	Mississippi State*	Fayetteville
4/17	L, 3-5	Mississippi State*	Fayetteville
4/19	W, 6-5	Oral Roberts	Tulsa, Okla.
4/23	L, 2-3	Kentucky*	Lexington, Ky.
4/23	L, 1-3	Kentucky*	Lexington, Ky.
4/24	W, 5-1 (6)	Kentucky*	Lexington, Ky.
4/29	W, 10-4	Georgia*	Athens, Ga.
4/30	L, 0-3	Georgia*	Athens, Ga.
5/1	L, 5-6	Georgia*	Athens, Ga.
5/3	W, 10-0	Southeast Mo. St.	Fayetteville
5/4	L, 5-6	Southeast Mo. St.	Fayetteville
5/5	W, 4-3	Florida*	Fayetteville
5/6	W, 5-3	Florida*	Fayetteville
5/7	L, 3-5	Florida*	Fayetteville
5/13	W, 6-2	South Carolina*	Columbia, S.C.
5/14	L, 5-6	South Carolina*	Columbia, S.C.
5/15	L, 1-7	South Carolina*	Columbia, S.C.
5/17	W, 6-2	UT Martin	Fayetteville
5/19	L, 1-2	Ole Miss*	Fayetteville
5/21	W, 2-0	Ole Miss*	Fayetteville
5/21	W, 5-3	Ole Miss*	Fayetteville
5/25	L, 4-7	Alabama!	Hoover, Ala.
5/26	W, 7-2	Mississippi State!	Hoover, Ala.
5/27	W, 4-1	Alabama!	Hoover, Ala.
5/28	L, 2-3	Vanderbilt!	Hoover, Ala.
6/3	L, 2-3	Charlotte+	Tempe, Ariz.
6/4	W, 3-0	New Mexico+	Tempe, Ariz.
6/5	W, 11-3	Charlotte+	Tempe, Ariz.
6/5	L, 4-13	Arizona State+	Tempe, Ariz.

* - SEC Game
 % - Game played at Dickey-Stephens Park
 ! - SEC Tournament
 + - NCAA Tempe Regional

2012 (46-22; 16-14 T-2nd SEC West)

Dave Van Horn

Date	Result	Opponent	Location
2/17	W, 11-5	Villanova	Fayetteville
2/18	W, 13-1	Villanova	Fayetteville
2/19	W, 17-1	Villanova	Fayetteville
2/21	W, 8-7	Northwestern State	Fayetteville
2/22	W, 6-2	Northwestern State	Fayetteville
2/24	W, 7-3	Valparaiso	Fayetteville
2/25	W, 4-3	Valparaiso	Fayetteville
2/26	L, 9-10 (10)	Valparaiso	Fayetteville
2/28	W, 5-0	BYU	Fayetteville
2/29	W, 8-1	BYU	Fayetteville
3/2	W, 3-1	Texas Tech*	Houston, Texas
3/3	L, 1-4	Houston*	Houston, Texas
3/4	W, 7-3	Texas*	Houston, Texas
3/9	W, 4-0	Binghamton	Fayetteville
3/10	W, 5-3	Binghamton	Fayetteville
3/10	W, 6-0	Binghamton	Fayetteville
3/13	W, 1-0	Gonzaga	Fayetteville
3/14	W, 5-3	Gonzaga	Fayetteville
3/16	W, 4-3 (12)	Alabama*	Fayetteville
3/17	W, 8-4	Alabama*	Fayetteville
3/18	W, 7-4	Alabama*	Fayetteville
3/21	W, 10-2	Nevada	Fayetteville
3/23	L, 2-11	Mississippi St.*	Starkville, Miss.
3/24	W, 8-0	Mississippi St.*	Starkville, Miss.
3/25	W, 8-5 (11)	Mississippi St.*	Starkville, Miss.
3/30	L, 1-10	LSU*	Baton Rouge, La.
3/31	L, 6-2	LSU*	Baton Rouge, La.
4/1	L		

|| ALL-TIME RESULTS



2013 (39-22; 18-11 2nd SEC West)

Dave Van Horn

Date	Result	Opponent	Location
2/15	W, 9-1	Western Illinois	Fayetteville
2/16	W, 7-2	Western Illinois	Fayetteville
2/17	L, 5-7	Western Illinois	Fayetteville
2/19	W, 14-0 (7)	New Orleans	Fayetteville
2/19	W, 3-0	New Orleans	Fayetteville
2/22	W, 10-4	Evansville	Fayetteville
2/23	W, 5-2	Evansville	Fayetteville
2/24	W, 10-2	Evansville	Fayetteville
2/28	L, 2-3	vs. Arizona State ^A	Surprise, Ariz.
3/1	L, 0-3	vs. Gonzaga ^A	Surprise, Ariz.
3/2	L, 1-3	vs. Arizona State ^A	Surprise, Ariz.
3/3	L, 3-4	vs. Pacific ^A	Surprise, Ariz.
3/7	W, 2-0	San Diego State	Fayetteville
3/8	W, 4-3	San Diego State	Fayetteville
3/9	W, 8-2	San Diego State	Fayetteville
3/9	W, 4-1	San Diego State	Fayetteville
3/12	W, 20-2	Alabama A&M	Fayetteville
3/13	W, 13-0	Alabama A&M	Fayetteville
3/15	L, 1-7	Ole Miss*	Fayetteville
3/16	W, 10-1	Ole Miss*	Fayetteville
3/17	L, 4-6 (13)	Ole Miss*	Fayetteville
3/22	W, 15-3	South Carolina*	Columbia, S.C.
3/23	W, 4-2	South Carolina*	Columbia, S.C.
3/24	W, 5-3 (11)	South Carolina*	Columbia, S.C.
3/26	W, 6-0	Miss. Valley St.	Fayetteville
3/27	W, 2-1	Miss. Valley St.%	N. Little Rock, Ark.
3/29	W, 5-4	Mississippi St.*	Fayetteville
3/30	L, 1-4	Mississippi St.*	Fayetteville
3/31	W, 3-1	Mississippi St.*	Fayetteville
4/4	W, 3-1	at Alabama*	Tuscaloosa, Ala.
4/5	W, 6-0	at Alabama*	Tuscaloosa, Ala.
4/6	L, 0-5	at Alabama*	Tuscaloosa, Ala.
4/9	L, 0-3	New Mexico	Fayetteville
4/9	W, 4-3	New Mexico	Fayetteville
4/12	L, 2-6	LSU*	Fayetteville
4/13	W, 8-3	LSU*	Fayetteville
4/14	L, 3-5 (10)	LSU*	Fayetteville
4/16	L, 0-3	at Nebraska	Lincoln, Neb.
4/16	L, 2-4	at Nebraska	Lincoln, Neb.
4/19	L, 3-5	Texas A&M*	Fayetteville
4/20	W, 12-2	Texas A&M*	Fayetteville
4/21	W, 2-1	Texas A&M*	Fayetteville
4/26	W, 2-0	at Georgia*	Athens, Ga.
4/27	W, 2-1	at Georgia*	Athens, Ga.
4/30	W, 6-3	Missouri State	Fayetteville
5/3	W, 2-1	at Kentucky*	Lexington, Ky.
5/4	W, 5-3	at Kentucky*	Lexington, Ky.
5/4	L, 3-4	at Kentucky*	Lexington, Ky.
5/10	L, 3-8	Tennessee*	Fayetteville
5/11	W, 11-1	Tennessee*	Fayetteville
5/12	W, 10-2	Tennessee*	Fayetteville
5/16	L, 0-3	at Auburn*	Auburn, Ala.
5/17	W, 1-0	at Auburn*	Auburn, Ala.
5/18	L, 6-11	at Auburn*	Auburn, Ala.
5/22	W, 2-1 (10)	vs. Ole Miss!	Hoover, Ala.
5/23	W, 4-1	vs. LSU!	Hoover, Ala.
5/25	L, 1-3	vs. LSU!	Hoover, Ala.
5/31	L, 1-4	vs. Bryant+	Manhattan, Kan.
6/1	W, 3-1	vs. Wichita St+	Manhattan, Kan.
6/2	W, 12-3	vs. Bryant+	Manhattan, Kan.
6/2	L, 3-4	at Kansas St.+	Manhattan, Kan.

^A - Coca-Cola Classic
 * - SEC Game
 % - Game played at Dickey-Stephens Park
 ! - SEC Tournament
 + - NCAA Manhattan Regional

2014 (40-25; 16-14 4th SEC West)

Dave Van Horn

Date	Result	Opponent	Location
2/14	W, 12-2	Appalachian St.	Fayetteville
2/15	W, 7-6	Appalachian St.	Fayetteville
2/16	W, 8-3	Appalachian St.	Fayetteville
2/21	W, 6-2	Eastern Illinois	Fayetteville
2/22	W, 8-3	Eastern Illinois	Fayetteville
2/23	W, 8-3	Eastern Illinois	Fayetteville
2/28	W, 12-1	South Alabama	Fayetteville
3/1	L, 1-2	South Alabama	Fayetteville
3/1	L, 3-5	South Alabama	Fayetteville
3/7	L, 1-2	vs. San Francisco ^A	Berkeley, Calif.
3/8	W, 4-0	vs. Tulane ^A	Berkeley, Calif.
3/9	L, 3-4	at California ^A	Berkeley, Calif.
3/9	L, 1-2	at California ^A	Berkeley, Calif.
3/14	L, 1-2	at Florida*	Gainesville, Fla.
3/15	L, 0-1	at Florida*	Gainesville, Fla.
3/16	W, 9-3	at Florida*	Gainesville, Fla.
3/18	W, 4-3	Grambling St.	Fayetteville
3/19	W, 8-0	Grambling St.	Fayetteville
3/21	L, 9-17	Alabama*	Fayetteville
3/22	W, 2-1	Alabama*	Fayetteville
3/23	W, 1-0	Alabama*	Fayetteville
3/25	W, 6-0	Miss. Valley St.	Fayetteville
3/25	W, 12-1	Miss. Valley St.	Fayetteville
3/26	W, 3-0	vs. Miss. Valley St.%	N. Little Rock
3/29	W, 4-0	at Mississippi St.*	Starkville, Miss.
3/29	L, 1-5	at Mississippi St.*	Starkville, Miss.
3/30	L, 1-5	at Mississippi St.*	Starkville, Miss.
4/1	W, 4-3	Nebraska	Fayetteville
4/2	L, 4-6	Nebraska	Fayetteville
4/4	L, 1-2	South Carolina*	Fayetteville
4/4	W, 4-1	South Carolina*	Fayetteville
4/5	W, 7-0	South Carolina*	Fayetteville
4/8	L, 7-10	UNLV	Fayetteville
4/9	W, 9-2	UNLV	Fayetteville
4/11	L, 3-5	at LSU*	Baton Rouge, La.
4/12	L, 4-5	at LSU*	Baton Rouge, La.
4/13	W, 10-4	at LSU*	Baton Rouge, La.
4/15	W, 7-2	Stephen F. Austin	Fayetteville
4/18	W, 6-2	Vanderbilt*	Fayetteville
4/19	L, 1-2	Vanderbilt*	Fayetteville
4/20	W, 3-1	Vanderbilt*	Fayetteville
4/22	W, 8-1	Northwestern St.	Fayetteville
4/23	W, 15-3	Northwestern St.	Fayetteville
4/25	L, 1-2	Auburn*	Fayetteville
4/26	W, 4-3 (10)	Auburn*	Fayetteville
4/26	L, 2-7	Auburn*	Fayetteville
4/29	W, 4-1	at Missouri State	Springfield, Mo.
5/2	L, 2-3	at Ole Miss*	Oxford, Miss.
5/3	L, 4-7	at Ole Miss*	Oxford, Miss.
5/4	W, 11-1	at Ole Miss*	Oxford, Miss.
5/9	W, 3-2	Texas A&M*	Fayetteville
5/10	W, 7-3	Texas A&M*	Fayetteville
5/11	L, 5-6 (10)	Texas A&M*	Fayetteville
5/15	W, 9-4	at Missouri*	Columbia, Mo.
5/16	W, 4-0	at Missouri*	Columbia, Mo.
5/17	W, 7-5 (10)	at Missouri*	Columbia, Mo.
5/20	W, 4-0	vs. Texas A&M!	Hoover, Ala.
5/21	W, 2-1	vs. Ole Miss!	Hoover, Ala.
5/22	L, 2-7	vs. LSU!	Hoover, Ala.
5/23	W, 8-7	vs. Ole Miss!	Hoover, Ala.
5/24	L, 1-11	vs. LSU!	Hoover, Ala.
5/30	W, 3-2	vs. Liberty+	Charlottesville, Va.
5/31	L, 0-3	at Virginia+	Charlottesville, Va.
6/1	W, 10-0	vs. Bucknell+	Charlottesville, Va.
6/1	L, 2-9	at Virginia+	Charlottesville, Va.

^A - Cal Baseball Classic
 * - SEC Game
 % - Game played at Dickey-Stephens Park
 ! - SEC Tournament
 + - NCAA Charlottesville Regional



The Razorbacks won a thrilling game three in the NCAA Fayetteville Super Regional to advance to the 2015 College World Series - the school's eighth appearance in Omaha.

2015 (40-25; 17-12 3rd SEC West)

Dave Van Horn

Date	Result	Opponent	Location
2/13	W, 11-4	North Dakota	Fayetteville
2/14	W, 13-2	North Dakota	Fayetteville
2/14	W, 12-1	North Dakota	Fayetteville
2/16	L, 5-9	vs. UCF*	Mobile, Ala.
2/21	W, 7-0	at South Alabama ^A	Mobile, Ala.
2/22	L, 6-13	vs. Maryland*	Mobile, Ala.
3/2	W, 4-1	Eastern Illinois	Fayetteville
3/2	W, 8-1	Eastern Illinois	Fayetteville
3/3	W, 7-0	Eastern Illinois	Fayetteville
3/6	W, 2-1	Loyola Marymount	Fayetteville
3/7	W, 13-7	Loyola Marymount	Fayetteville
3/8	L, 0-9	Loyola Marymount	Fayetteville
3/10	L, 2-6	Gonzaga	Fayetteville
3/11	L, 5-15	Gonzaga	Fayetteville
3/14	L, 7-8	at Vanderbilt*	Nashville, Tenn.
3/14	L, 1-9	at Vanderbilt*	Nashville, Tenn.
3/15	L, 0-1	at Vanderbilt*	Nashville, Tenn.
3/17	W, 4-3	Southeast Mo. St.	Fayetteville
3/18	L, 11-12	Southeast Mo. St.	Fayetteville
3/19	W, 5-1	LSU*	Fayetteville
3/20	L, 3-16	LSU*	Fayetteville
3/21	L, 4-7	LSU*	Fayetteville
3/24	L, 4-5	vs. Memphis%	N. Little Rock, Ark.
3/25	W, 7-3	at Memphis	Memphis, Tenn.
3/26	W, 10-3	Ole Miss*	Fayetteville
3/27	L, 4-5	Ole Miss*	Fayetteville
3/28	W, 5-2	Ole Miss*	Fayetteville
3/28	L, 0-2	Missouri State	Fayetteville
4/3	W, 10-7	at Auburn*	Auburn, Ala.
4/4	L, 2-3	at Auburn*	Auburn, Ala.
4/5	W, 6-4	at Auburn*	Auburn, Ala.
4/7	W, 8-1	Miss. Valley St.	Fayetteville
4/8	W, 14-0	Miss. Valley St.	Fayetteville
4/10	W, 5-3	Kentucky*	Fayetteville
4/11	L, 4-16	Kentucky*	Fayetteville
4/12	W, 7-3	Kentucky*	Fayetteville
4/14	W, 8-2	Stephen F. Austin	Fayetteville
4/15	W, 15-3	Stephen F. Austin	Fayetteville
4/18	L, 6-13	at Texas A&M* College Station, Texas	
4/18	W, 9-8	at Texas A&M* College Station, Texas	
4/19	W, 8-2	at Texas A&M* College Station, Texas	
4/24	W, 7-6	Mississippi State*	Fayetteville
4/25	W, 6-1	Mississippi State*	Fayetteville
4/26	L, 1-2	Mississippi State*	Fayetteville
4/30	W, 5-1	at Alabama*	Hoover, Ala.
5/1	W, 8-4	at Alabama*	Hoover, Ala.
5/2	W, 4-0	at Alabama*	Hoover, Ala.
5/8	L, 4-5	Tennessee*	Fayetteville
5/10	W, 5-2	Tennessee*	Fayetteville
5/12	W, 6-2	at Creighton	Omaha, Neb.
5/14	L, 1-10	at Georgia*	Athens, Ga.
5/15	W, 9-0	at Georgia*	Athens, Ga.
5/16	W, 8-1	at Georgia*	Athens, Ga.
5/19	W, 2-1	vs. Tennessee!	Hoover, Ala.
5/20	W, 7-6	vs. Florida!	Hoover, Ala.
5/21	L, 5-10	vs. LSU!	Hoover, Ala.
5/22	L, 0-10	vs. Florida!	Hoover, Ala.
5/29	W, 8-6	vs. Oral Roberts+	Stillwater, Okla.
5/30	W, 7-5	vs. Oklahoma State+	Stillwater, Okla.
5/31	W, 4-3	vs. St. John's+	Stillwater, Okla.
6/5	W, 18-4	Missouri State\$	Fayetteville
6/6	L, 1-3	Missouri State\$	Fayetteville
6/7	W, 3-2	Missouri State\$	Fayetteville
6/13	L, 3-5	vs. Virginia#	Omaha, Neb.
6/15	L, 3-4	vs. Miami#	Omaha, Neb.

^A - South Alabama Tournament
 * - SEC Game
 % - Game played at Dickey-Stephens Park
 ! - SEC Tournament
 + - NCAA Stillwater Regional
 \$ - NCAA Fayetteville Super Regional
 # - College World Series

2016 (26-29; 7-23 7th SEC West)

Dave Van Horn

Date	Result	Opponent	Location
2/19	W, 6-1	Central Michigan	Fayetteville
2/20	W, 4-3	Central Michigan	Fayetteville
2/21	W, 9-4 (8)	Central Michigan	Fayetteville
2/23	W, 21-4	Mississippi Valley St.	Fayetteville
2/24	W, 20-0	Mississippi Valley St.	Fayetteville
2/26	W, 5-2	vs. Rice*	Houston, Texas
2/27	W, 12-3	vs. Houston ^A	Houston, Texas
2/28	W, 10-6	vs. Texas Tech ^A	Houston, Texas
3/2	L, 2-3	Louisiana Tech	Fayetteville
3/4	W, 5-2	Eastern Illinois	Fayetteville
3/5	L, 8-10 (12)	Eastern Illinois	Fayetteville
3/6	W, 3-2	Eastern Illinois	Fayetteville
3/9	L, 10-15	Gonzaga	Fayetteville
3/11	W, 3-2 (10)	Western Illinois	Fayetteville
3/12	W, 9-3	Western Illinois	Fayetteville
3/13	W, 3-0	Western Illinois	Fayetteville
3/15	W, 14-4	Grambling State	Fayetteville
3/16	W, 3-2	Grambling State	Fayetteville
3/18	L, 6-10	at South Carolina*	Columbia, S.C.
3/19	L, 2-6	at South Carolina*	Columbia, S.C.
3/20	L, 6-8	at South Carolina*	Columbia, S.C.
3/25	W, 3-2	Auburn*	Fayetteville
3/26	W, 14-1	Auburn*	Fayetteville
3/27	W, 3-7	Auburn*	Fayetteville
3/29	L, 4-5	at Oklahoma State	Stillwater, Okla.
4/1	W, 7-6	Missouri*	Fayetteville
4/2	L, 5-8	Missouri*	Fayetteville
4/3	L, 1-10	Missouri*	Fayetteville
4/6	W, 12-4	at Memphis\$	Memphis, Tenn.
4/8	L, 3-7	at Ole Miss*	Oxford, Miss.
4/9	L, 9-14	at Ole Miss*	Oxford, Miss.
4/10	L, 7-8	at Ole Miss*	Oxford, Miss.
4/12	W, 3-1	ULM%	N. Little Rock, Ark.
4/14	L, 8-12	Florida*	Fayetteville
4/15	L, 2-9	Florida*	Fayetteville
4/16	L, 2-8	Florida*	Fayetteville
4/19	W, 6-2	Creighton	Fayetteville
4/22	W, 1-0 (10)	at Kentucky*	Lexington, Ky.
4/23	W, 2-0 (7)	at Kentucky*	Lexington, Ky.
4/23	L, 4-5 (7)	at Kentucky*	Lexington, Ky.
4/26	W, 7-6	Oklahoma State	Fayetteville
4/30	W, 9-5	Texas A&M*	Fayetteville
4/30	L, 8-11	Texas A&M*	Fayetteville
5/1	L, 2-6	Texas A&M*	Fayetteville
5/3	L, 6-14	at Missouri State	Springfield, Mo.
5/6	L, 4-5	at LSU*	Baton Rouge, La.
5/7	L, 9-10 (10)	at LSU*	Baton Rouge, La.
5/8	L, 1-7	at LSU*	Baton Rouge, La.
5/13	L, 6-8	Alabama*	Fayetteville
5/14	L, 4-10	Alabama*	Fayetteville
5/15	L, 4-7	Alabama*	Fayetteville
5/17	L, 2-8	Missouri State	Fayetteville
5/19	L, 0-7	at Mississippi State*	Starkville, Miss.
5/20	L, 1-5	at Mississippi State*	Starkville, Miss.
5/21	L, 4-9	at Mississippi State*	Starkville, Miss.

^A - Houston College Classic at Minute Maid Park
 * - SEC Game
 \$ - Game played at AutoZone Park
 % - Game played at Dickey-Stephens Park



Arkansas advanced to the College World Series for the seventh time in program history in 2012 after winning two of three games over No. 4 Baylor in the Waco Super Regional.

HISTORY AND RECORDS



2017 (45-19; 18-11 2nd SEC West)

Dave Van Horn

Date	Result	Opponent	Location
2/17	W, 7-0	Miami (Ohio)	Fayetteville
2/18	W, 5-1	Miami (Ohio)	Fayetteville
2/19	W, 11-1	Miami (Ohio)	Fayetteville
2/24	W, 11-8	Bryant	Fayetteville
2/25	W, 13-7	Bryant	Fayetteville
2/26	W, 16-6	Bryant	Fayetteville
2/28	L, 3-4	at Louisiana Tech	Ruston, La.
3/1	W, 13-10	at Louisiana Tech	Ruston, La.
3/3	L, 0-3	vs. Arizona*	Frisco, Texas
3/4	W, 15-5	vs. Nebraska*	Frisco, Texas
3/5	L, 3-8	vs. Oklahoma State*	Frisco, Texas
3/7	W, 12-3	ULM	Fayetteville
3/8	W, 11-2	ULM	Fayetteville
3/10	W, 5-2	Rhode Island	Fayetteville
3/10	W, 3-2	Rhode Island	Fayetteville
3/12	L, 0-3	Rhode Island	Fayetteville
3/14	W, 3-2	Alcorn State	Fayetteville
3/15	W, 11-3	Alcorn State	Fayetteville
3/17	W, 3-1	Mississippi State*	Fayetteville
3/18	W, 5-4	Mississippi State*	Fayetteville
3/19	W, 6-1	Mississippi State*	Fayetteville
3/22	W, 5-2	New Orleans	Fayetteville
3/24	W, 9-2	at Missouri*	Columbia, Mo.
3/25	L, 2-7	at Missouri*	Columbia, Mo.
3/26	W, 9-8	at Missouri*	Columbia, Mo.
3/29	Cancelled	Grambling State	Fayetteville
3/31	W, 7-1	at Alabama*	Tuscaloosa, Ala.
4/1	L, 1-7	at Alabama*	Tuscaloosa, Ala.
4/2	W, 8-5	at Alabama*	Tuscaloosa, Ala.
4/5	W, 11-2	Grand Canyon	Fayetteville
4/5	W, 6-1	Grand Canyon	Fayetteville
4/7	W, 9-3	LSU*	Fayetteville
4/8	L, 8-10	LSU*	Fayetteville
4/9	L, 0-2	LSU*	Fayetteville
4/11	W, 12-4	at Missouri State	Springfield, Mo.
4/13	W, 14-4	Georgia*	Fayetteville
4/14	W, 5-4 (10)	Georgia*	Fayetteville
4/15	W, 11-3	Georgia*	Fayetteville
4/18	W, 16-7	Memphis	Fayetteville
4/19	W, 2-0	Memphis\$	N. Little Rock, Ark.
4/21	L, 2-15	at Auburn*	Auburn, Ala.
4/22	W, 7-3	at Auburn*	Auburn, Ala.
4/23	L, 6-11	at Auburn*	Auburn, Ala.
4/25	W, 6-5	vs. Kansas State%	Kansas City, Mo.
4/27	L, 1-9	Ole Miss*	Fayetteville
4/28	L, 1-4	Ole Miss*	Fayetteville
4/28	W, 7-4	Ole Miss*	Fayetteville
5/4	L, 4-5	at Tennessee*	Knoxville, Tenn.
5/6	W, 2-0	at Tennessee*	Knoxville, Tenn.
5/12	W, 4-3	Vanderbilt*	Fayetteville
5/13	L, 2-6	Vanderbilt*	Fayetteville
5/14	W, 7-1	Vanderbilt*	Fayetteville
5/18	W, 6-4 (10)	Texas A&M*	College Station, Texas
5/19	L, 2-5	Texas A&M*	College Station, Texas
5/20	W, 8-0	Texas A&M*	College Station, Texas
5/25	L, 3-4	vs. Mississippi State&	Hoover, Ala.
5/25	W, 12-0 (7)	vs. Auburn&	Hoover, Ala.
5/26	W, 9-2	vs. Mississippi State&	Hoover, Ala.
5/27	W, 16-0 (7)	vs. Florida&	Hoover, Ala.
5/28	L, 2-4	vs. LSU&	Hoover, Ala.
6/2	W, 3-0	Oral Roberts#	Fayetteville
6/3	L, 4-5	Missouri State##	Fayetteville
6/4	W, 4-3	Oral Roberts#	Fayetteville
6/4	W, 11-10	Missouri State##	Fayetteville
6/5	L, 2-3	Missouri State##	Fayetteville

2018 (48-21; 18-12 T-1st SEC West)

Dave Van Horn

Date	Result	Opponent	Location
2/16	W, 14-2	Bucknell	Fayetteville
2/17	W, 32-4	Bucknell	Fayetteville
2/18	W, 3-1	Bucknell	Fayetteville
2/21	W, 1-0	vs. Arizona@	San Diego, Calif.
2/23	L, 4-3	vs. Cal Poly^	San Diego, Calif.
2/24	W, 5-2	at San Diego State^	San Diego, Calif.
2/25	L, 7-6	at San Diego^	San Diego, Calif.
2/28	W, 18-1	Dayton	Fayetteville
3/1	W, 11-0	Dayton	Fayetteville
3/2	W, 4-0	USC	Fayetteville
3/3	L, 3-1	USC	Fayetteville
3/4	W, 7-6 (8)	USC	Fayetteville
3/9	W, 7-2	Kent State	Fayetteville
3/9	L, 10-4	Kent State	Fayetteville
3/11	W, 11-4	Kent State	Fayetteville
3/13	W, 13-4	Texas	Fayetteville
3/14	W, 7-5	Texas	Fayetteville
3/16	W, 9-4	Kentucky*	Fayetteville
3/17	W, 14-2	Kentucky*	Fayetteville
3/17	W, 16-9	Kentucky*	Fayetteville
3/21	L, 6-3	at Charlotte	Charlotte, N.C.
3/23	W, 6-3	at Florida*	Gainesville, Fla.
3/24	L, 17-2	at Florida*	Gainesville, Fla.
3/25	L, 5-4	at Florida*	Gainesville, Fla.
3/27	W, 8-7	at Memphis#	Memphis, Tenn.
3/29	W, 6-4	at Ole Miss*	Oxford, Miss.
3/30	L, 5-4	at Ole Miss*	Oxford, Miss.
3/31	L, 11-10	at Ole Miss*	Oxford, Miss.
4/1	W, 10-9 (10)	ULM	Fayetteville
4/4	W, 4-0	ULM	Fayetteville

4/6	W, 2-1	Auburn*	Fayetteville
4/7	W, 13-2	Auburn*	Fayetteville
4/8	W, 5-4	Auburn*	Fayetteville
4/10	W, 7-6	Grambling State&	N. Little Rock, Ark.
4/12	L, 3-2	South Carolina*	Fayetteville
4/14	W, 2-0	South Carolina*	Fayetteville
4/14	W, 3-0	South Carolina*	Fayetteville
4/17	W, 11-7	Missouri State	Fayetteville
4/20	L, 6-5	at Mississippi State*	Starkville, Miss.
4/21	L, 5-3	at Mississippi State*	Starkville, Miss.
4/21	L, 7-5	at Mississippi State*	Starkville, Miss.
4/24	W, 5-1	Texas Tech	Fayetteville
4/27	W, 7-3	Alabama*	Fayetteville
4/28	W, 7-4	Alabama*	Fayetteville
4/29	W, 9-7	Alabama*	Fayetteville
5/4	W, 5-4	at LSU*	Baton Rouge, La.
5/5	L, 6-4	at LSU*	Baton Rouge, La.
5/6	L, 7-5	at LSU*	Baton Rouge, La.
5/11	W, 9-3	Texas A&M*	Fayetteville
5/12	W, 3-1	Texas A&M*	Fayetteville
5/13	W, 6-3	Texas A&M*	Fayetteville
5/17	W, 8-6	at Georgia*	Athens, Ga.
5/18	L, 8-7 (10)	at Georgia*	Athens, Ga.
5/19	L, 3-2	at Georgia*	Athens, Ga.
5/23	W, 13-8	vs. South Carolina\$	Hoover, Ala.
5/25	W, 8-2	vs. Florida\$	Hoover, Ala.
5/26	L, 2-1	vs. LSU\$	Hoover, Ala.
6/1	W, 10-2	Oral Roberts!	Fayetteville
6/2	W, 10-2	Southern Miss!	Fayetteville
6/3	W, 4-3	Dallas Baptist!	Fayetteville
6/9	W, 9-3	South Carolina+	Fayetteville
6/10	L, 8-5	South Carolina+	Fayetteville
6/11	W, 14-4	South Carolina+	Fayetteville
6/17	W, 11-5	vs. Texas%	Omaha, Neb.
6/20	W, 7-4	vs. Texas Tech%	Omaha, Neb.
6/22	W, 5-2	vs. Florida%	Omaha, Neb.
6/26	W, 4-1	vs. Oregon State%	Omaha, Neb.
6/27	L, 5-3	vs. Oregon State%	Omaha, Neb.
6/28	L, 5-0	vs. Oregon State%	Omaha, Neb.

@ - Game played at Tony Gwynn Stadium (San Diego, Calif.)
 ^ - Tony Gwynn Legacy Tournament (San Diego, Calif.)
 # - SEC Game
 ! - Game played at AutoZone Park (Memphis, Tenn.)
 & - Game played at Dickey-Stephens Park (NLR, Ark.)
 \$ - SEC Tournament (Hoover, Ala.)
 ! - NCAA Fayetteville Regional
 + - NCAA Fayetteville Super Regional
 % - College World Series

2019 (46-20; 20-10 T-1st SEC West)

Dave Van Horn

Date	Result	Opponent	Location
2/16	W, 15-7	Eastern Illinois-1	Fayetteville
2/16	W, 12-3	Eastern Illinois-2	Fayetteville
2/17	W, 3-2	Eastern Illinois	Fayetteville
2/21	W, 6-3	at USC	Los Angeles, Calif.
2/22	W, 8-6	at USC	Los Angeles, Calif.
2/23	L, 6-4 (10)	at USC	Los Angeles, Calif.
2/27	W, 10-3	Memphis	Fayetteville
3/1	W, 3-1	Stony Brook-1	Fayetteville
3/1	W, 4-3	Stony Brook-2	Fayetteville
3/2	W, 15-7	Stony Brook	Fayetteville
3/6	W, 9-2	Charlotte	Fayetteville
3/8	W, 4-2	Louisiana Tech	Fayetteville
3/9	L, 12-7	Louisiana Tech	Fayetteville
3/10	W, 11-0	Louisiana Tech	Fayetteville
3/12	W, 8-0	Western Illinois	Fayetteville
3/13	W, 11-1 (8)	Western Illinois	Fayetteville
3/15	W, 2-0	Missouri*	Fayetteville
3/16	W, 4-3	Missouri*	Fayetteville
3/17	W, 3-2	Missouri*	Fayetteville
3/19	W, 11-4	at Texas	Austin, Texas
3/20	L, 7-6	at Texas	Austin, Texas
3/22	W, 12-3	at Alabama*	Tuscaloosa, Ala.
3/23	L, 10-0	at Alabama*	Tuscaloosa, Ala.
3/24	W, 10-2	at Alabama*	Tuscaloosa, Ala.
3/26	W, 8-2	at Missouri State	Springfield, Mo.
3/29	W, 5-3	Ole Miss*	Fayetteville
3/30	L, 4-3	Ole Miss*	Fayetteville
3/31	L, 10-5	Ole Miss*	Fayetteville
4/2	L, 17-7	Little Rock*	Fayetteville
4/5	L, 6-3	at Auburn-1*	Auburn, Ala.
4/5	W, 9-6 (15)	at Auburn-2*	Auburn, Ala.
4/6	W, 8-0	at Auburn*	Auburn, Ala.
4/9	W, 15-8	Oral Roberts	Fayetteville
4/12	L, 3-2	at Vanderbilt*	Nashville, Tenn.
4/13	L, 12-2	at Vanderbilt*	Nashville, Tenn.
4/14	W, 14-12	at Vanderbilt*	Nashville, Tenn.
4/16	W, 16-4 (7)	Arkansas-Pine Bluff	Fayetteville
4/18	W, 5-3	Mississippi State*	Fayetteville
4/19	W, 12-5	Mississippi State*	Fayetteville
4/20	W, 10-2	Mississippi State*	Fayetteville
4/23	W, 19-2 (8)	Northwestern State	Fayetteville
4/24	L, 10-7	Northwestern State	Fayetteville
4/26	W, 11-9	Tennessee*	Fayetteville
4/27	W, 15-3	Tennessee*	Fayetteville
4/28	W, 4-3 (10)	Tennessee*	Fayetteville
4/30	W, 17-3	Grambling State	Fayetteville
5/3	W, 5-2	at Kentucky*	Lexington, Ky.
5/5	W, 9-1 (7)	at Kentucky-1*	Lexington, Ky.
5/5	L, 4-3 (7)	at Kentucky-2*	Lexington, Ky.
5/9	W, 14-4	LSU*	Fayetteville
5/10	W, 11-6	LSU*	Fayetteville
5/11	L, 3-2	LSU*	Fayetteville
5/16	W, 7-3	at Texas A&M*	College Station, Texas
5/17	L, 6-2	at Texas A&M*	College Station, Texas
5/18	L, 6-1	at Texas A&M*	College Station, Texas
5/22	W, 5-3	vs. Ole Miss\$	Hoover, Ala.
5/23	L, 3-1	vs. Georgia\$	Hoover, Ala.



In one of the wildest and most memorable games in Razorback history, Arkansas was on the brink of elimination in the 2017 NCAA Fayetteville Regional against Missouri State. After enduring a 9 p.m. start and multiple rain delays, the Hogs and Bears played into the wee hours of the morning, finishing well after 3 a.m. Junior Jared Gates' go-ahead home run in eighth inning was enough to force a regional-deciding game, which was played later that day.

5/24	L, 3-2	vs. Ole Miss\$	3-2
5/31	W, 11-5	Central Connecticut St.!	Fayetteville
6/1	W, 3-1	TCU!	Fayetteville
6/2	W, 6-0	TCU!	Fayetteville
6/8	W, 11-2	Ole Miss+	Fayetteville
6/9	L, 13-5	Ole Miss+	Fayetteville
6/10	W, 14-1	Ole Miss+	Fayetteville
6/15	L, 1-0	Florida State%	Omaha, Neb.
6/17	L, 5-4	Texas Tech%	Omaha, Neb.

* - SEC Game
 \$ - SEC Tournament (Hoover, Ala.)
 ! - NCAA Fayetteville Regional
 + - NCAA Fayetteville Super Regional
 % - College World Series

2020 (11-5; 0-0 SEC)

Dave Van Horn

Date	Result	Opponent	Location
2/14	W, 5-1	Eastern Illinois	Fayetteville
2/15	W, 10-1	Eastern Illinois	Fayetteville
2/16	W, 12-3	Eastern Illinois	Fayetteville
2/20	W, 7-5	Gonzaga	Fayetteville
2/21	W, 9-3	Gonzaga	Fayetteville
2/22	W, 5-0	Gonzaga	Fayetteville
2/23	W, 9-5	Gonzaga	Fayetteville
2/28	L, 6-3	vs. Oklahoma^	Houston, Texas
2/29	L, 8-7	vs. Texas^	Houston, Texas
3/1	L, 3-2	vs. Baylor^	Houston, Texas
3/3	L, 8-7	Illinois State	Fayetteville
3/6	L, 13-6	South Alabama	Fayetteville
3/7	W, 15-2	South Alabama	Fayetteville
3/8	W, 5-3	South Alabama	Fayetteville
3/10	W, 6-1	Grand Canyon	Fayetteville
3/11	W, 10-9	Grand Canyon	Fayetteville

^ - Shriners College Classic at Minute Maid Park (Houston, TX)