

Supplement of Biogeosciences, 13, 1553–1570, 2016
<http://www.biogeosciences.net/13/1553/2016/>
doi:10.5194/bg-13-1553-2016-supplement
© Author(s) 2016. CC Attribution 3.0 License.



Biogeosciences  Open Access

Supplement of

Predicting biomass of hyperdiverse and structurally complex central Amazonian forests – a virtual approach using extensive field data

Daniel Magnabosco Marra et al.

Correspondence to: D. Magnabosco Marra (dmarra@bgc-jena.mpg.de)

The copyright of individual parts of the supplement might differ from the CC-BY 3.0 licence.

1 Supplement

2 Tables

3 Table S1. Summary of the dataset (727 trees from 101 genera and at least 135 tree species) included in this study.

No.	Family	Species	Common name	NT	DBH range	H range	WD	WD level	SG	AGB range
1	Anacardiaceae	<i>Astronium lecointei</i> Ducke	muiracatiara	1	8.5	11.3	0.752	spp	lat	39.3
2	Anacardiaceae	<i>Thyrsodium guianense</i> Sagot ex Marchand	breu de leite	9	5.6-17.7	4.2-19.5	0.630	spp	mid	8.0-245.1
3	Annonaceae	<i>Annona neoinsignis</i> H.Rainer	envira bobó	10	5.4-24.3	6.9-19.8	0.430	spp	pio	5.4-288.2
4	Annonaceae	<i>Bocageopsis multiflora</i> (Mart.) R.E. Fr.	envira surucucu	2	6.0-21.4	9.0-28.5	0.643	spp	mid	22.2-712.2
5	Annonaceae	<i>Duguetia</i> spp.	envira vermelha	4	6.5-13.9	12-17.5	0.787	gen	lat	23.5-165.1
6	Annonaceae	<i>Duguetia surinamensis</i> R.E. Fr.	envira amarela	2	5.2-5.5	6.0-7.3	0.800	spp	lat	15.2-15.8
7	Annonaceae	<i>Guatteria olivacea</i> R.E. Fr.	envira fofa, envira preta lisa	13	6.8-34.2	11-25.6	0.510	spp	pio	26.6-1690.2
8	Annonaceae	<i>Guatteria</i> spp.	envira branca	3	5.9-16.6	10.8-17.8	0.556	gen	pio	14.4-206.6
9	Annonaceae	ni	envira	1	12.4	18.5	0.630	fam	mid	102.9
10	Annonaceae	<i>Unonopsis stipitata</i> Diels	envira preta cascuda	2	5.5-6.5	8.0-10.8	0.686	spp	mid	12.7-33.9
11	Annonaceae	<i>Xylopia benthamii</i> R.E. Fr.	envira taripucu, embiriba	10	6.6-17.8	5.9-19.2	0.600	spp	mid	20.7-210.2
12	Annonaceae	<i>Xylopia</i> spp.	envira pimenta	4	7.7-12.0	9.8-16.0	0.626	gen	mid	31.1-137.5
13	Apocynaceae	<i>Aspidosperma desmanthum</i> Benth. ex Müll. Arg.	pequiá marfim	1	85.0	33.0	0.610	spp	lat	7509.1
14	Apocynaceae	<i>Couma guianensis</i> Aubl.	sorvinha	1	7.0	8.9	0.560	spp	lat	27.0
15	Apocynaceae	<i>Couma utilis</i> (Mart.) Müll. Arg.	sorva	1	8.5	14.5	0.660	spp	lat	35.0
16	Apocynaceae	<i>Geissospermum argenteum</i> Woodson	acariquara branca	3	5.2-9.8	7.6-13.0	0.760	gen	lat	15.6-66.3
17	Araliaceae	<i>Schefflera morototoni</i> (Aubl.) Maguire, Steyerem. & Frodin	morototó	12	5.8-33.1	9.0-27.0	0.437	spp	pio	9.0-909.3
18	Bignoniaceae	<i>Jacaranda copaia</i> (Aubl.) D. Don	jacaranda, pará pará	1	13.5	17.8	0.348	spp	pio	69.8
19	Boraginaceae	<i>Cordia</i> cf. <i>naidophylla</i>	freijó	2	5.6-6.4	8.6-10.3	0.520	gen	mid	14.2-28.4
20	Burseraceae	<i>Protium decandrum</i> (Aubl.) Marchand	breu branco	5	5.8-9.3	9.9-15.4	0.560	spp	mid	15.3-58.5
21	Burseraceae	<i>Protium hebetatum</i> D.C. Daly	breu vermelho	11	5.2-30.0	4.2-25.0	0.579	gen	mid	7.7-1258.9
22	Burseraceae	<i>Protium</i> sp.	breu	1	10.7	15.0	0.579	gen	mid	74.7
23	Burseraceae	<i>Protium trifoliolatum</i> Engl.	breu peludo	1	6.5	12.0	0.640	spp	mid	20.8
24	Burseraceae	<i>Tetragastris panamensis</i> (Engl.) Kuntze	breu manga	13	5.0-17.5	3.9-19.0	0.742	spp	mid	7.9-159.1
25	Caryocaraceae	<i>Caryocar pallidum</i> A.C. Sm.	piquiarana	2	5.9-8.1	8.8-12.6	0.680	spp	lat	21.4-75.8
26	Chrysobalanaceae	<i>Acioa longipendula</i> (Pilg.) Sothers & Prance	castanha de galinha	1	48.3	29.2	0.940	spp	lat	3994.5
27	Chrysobalanaceae	<i>Licania coriacea</i> Benth.	marí bravo	4	5.8-10.5	10.5-12.3	0.880	spp	lat	19.9-113.7
28	Chrysobalanaceae	<i>Licania heteromorpha</i> Benth.	macucú fofó	1	7.0	14.3	0.740	spp	lat	38.8
29	Chrysobalanaceae	<i>Licania oblongifolia</i> Standl.	macucú chador	2	5.0-13.5	8.5-17.6	0.878	spp	lat	19.1-178.6

30	Chrysobalanaceae	<i>Licania</i> spp.	macucú	5	5.2-9.9	7.5-17.8	0.822	gen	lat	16.7-121.3
31	Clusiaceae	<i>Tovomita</i> spp.	sapateiro	2	8.7-37.0	17.2-28.4	0.799	gen	mid	69.0-1624.7
32	Combretaceae	<i>Buchenavia</i> sp.	tanimbuca	1	33.8	17.9	0.719	gen	lat	1801.4
33	Connaraceae	<i>Connarus perrottetii</i> (DC.) Planch.	sacaca brava	28	5.2-8.9	6.2-12.3	0.450	gen	pio	15.0-69.0
34	Dichapetalaceae	<i>Tapura amazonica</i> Poepp.	tapura	2	20-21.2	18.9-21.2	0.711	gen	mid	355.8-599.8
35	Elaeocarpaceae	<i>Sloanea</i> sp.	urucurana	1	5.8	7.6	0.827	gen	lat	21.2
36	Euphorbiaceae	<i>Alchorneopsis</i> sp.	supiarana	1	19.5	23.0	0.390	gen	pio	336.5
37	Euphorbiaceae	<i>Croton draconoides</i> Müll. Arg.	sacaca	6	5.1-7.9	5.7-12.0	0.626	gen	pio	9.0-20.5
38	Euphorbiaceae	<i>Croton matourensis</i> Aubl.	dima	69	5.4-28.7	8.7-26.5	0.620	spp	pio	12.9-1066.6
39	Euphorbiaceae	<i>Hevea guianensis</i> Aubl.	seringa vermelha	1	8.0	11.6	0.575	spp	lat	39.1
40	Euphorbiaceae	<i>Mabea angularis</i> Hollander	taquari branco	4	7.0-11.8	10.0-16.2	0.634	gen	mid	20.6-105.0
41	Euphorbiaceae	<i>Mabea piriri</i> Aubl.	taquari vermelho	21	5.3-16.5	6.4-24.2	0.617	spp	mid	13.5-321.5
42	Euphorbiaceae	<i>Mabea</i> spp.	taquari	5	6.2-9.3	11.8-15.0	0.634	gen	mid	22.6-58.2
43	Euphorbiaceae	<i>Micrandra</i> spp.	seringarana	12	5.1-35.0	7.4-27.5	0.848	gen	lat	15.9-1677.5
44	Euphorbiaceae	<i>Micrandropsis scleroxylon</i> (W.A. Rodrigues) W.A. Rodrigues	piãozinho	11	5.7-32.4	7.2-25.0	0.880	spp	lat	22.9-1235.5
45	Euphorbiaceae	<i>Pogonophora schomburgkiana</i> Miers ex Benth.	amarelinho	1	5.6	10.0	0.833	spp	lat	48.2
46	Fabaceae	<i>Andira micrantha</i> Ducke	sucupira preta	2	6.0-8.1	7.5-12.3	1.000	spp	lat	19.0-45.1
47	Fabaceae	<i>Andira</i> spp.	sucupira	3	5.2-35.0	10.0-30.0	0.730	gen	lat	15.4-2012.2
48	Fabaceae	<i>Bocoa viridiflora</i> (Ducke) R.S. Cowan	muirajiboia preta	1	22.6	20.8	0.835	spp	lat	1165.0
49	Fabaceae	<i>Cedrelinga cateniformis</i> (Ducke) Ducke	cedrorana	1	55.0	34.1	0.480	spp	lat	3754.2
50	Fabaceae	<i>Dipteryx magnifica</i> Ducke	cumarurana	1	7.0	16.0	0.940	gen	lat	43.3
51	Fabaceae	<i>Eperua glabriflora</i> (Ducke) R.S. Cowan	muirapiranga	3	7.5-30.5	9.4-20.5	0.759	spp	lat	23.8-1304.4
52	Fabaceae	<i>Inga</i> cf. <i>pezizifera</i>	ingá vermelha	14	5.5-31.3	7.0-23.0	0.650	spp	pio	14.0-1562.8
53	Fabaceae	<i>Inga</i> spp.	ingá branca	11	5.3-24.9	5.9-22.5	0.614	gen	mid	8.3-485.8
54	Fabaceae	<i>Inga thibaudiana</i> DC.	ingá peluda	5	9.231.9	15-22.7	0.657	spp	mid	62.2-1509.0
55	Fabaceae	<i>Macrolobium</i> spp.	ingarana	3	10.3-19.5	14.3-17.0	0.606	gen	mid	78.3-374.9
56	Fabaceae	<i>Ormosia</i> spp.	tento	5	8.0-37.5	12.7-25.4	0.676	gen	mid	30.5-1606.9
57	Fabaceae	<i>Parkia</i> sp.	fava parkia	2	6.5-9.5	9.0-12.5	0.532	gen	lat	10.6-85.0 1240.0-
58	Fabaceae	<i>Pterocarpus rohrii</i> Vahl	mututí	2	29.8-35.5	27.3-34.5	0.550	spp	mid	1740.6
59	Fabaceae	<i>Stryphnodendron guianense</i> (Aubl.) Benth.	fava camuzé	14	5.5-32.9	9.5-27.0	0.650	spp	mid	7.5-1120.5
60	Fabaceae	<i>Swartzia ingifolia</i> Ducke	acapú amarelo, ingá ferro	1	40.4	21.6	0.815	spp	lat	1345.3
61	Fabaceae	<i>Swartzia</i> cf. <i>recurva</i>	muirajiboia amarela	2	7.7-12.0	11.7-17.2	0.883	gen	lat	39.7-155.5
62	Fabaceae	<i>Tachigali setifera</i> (Ducke) Zarucchi & Herend.	tachi preto	1	7.0	17.2	0.670	spp	pio	36.5
63	Fabaceae	<i>Zygia racemosa</i> (Ducke) Barneby & J.W. Grimes	angelim pedra	3	6.2-10.7	9.0-15.5	0.748	spp	lat	23.9-82.9
64	Fabaceae	<i>Zygia ramiflora</i> (F. Muell.) Kosterm.	ingá copaiba	2	7.2	8.4-11.3	0.727	gen	mid	16.8-33.0
65	Goupiaceae	<i>Goupia glabra</i> Aubl.	cupiúba	17	5.1-14.2	7.7-17.0	0.730	spp	mid	12.9-216.4
66	Humiriaceae	<i>Endopleura</i> spp.	uchí amarelo	1	9.0	16.8	0.775	gen	lat	72.0
67	Humiriaceae	ni.2	uchí preto	1	14.0	18.5	0.819	fam	lat	281.2

68	Humiriaceae	<i>Sacoglottis ceratocarpa</i> Ducke	uchí coco	1	9.5	12.5	0.807	gen	lat	109.9
69	Humiriaceae	<i>Vantanea</i> sp.	uchirana	1	19.0	17.6	0.857	gen	lat	324.8
70	Hypericaceae	<i>Vismia guianensis</i> (Aubl.) Pers.	lacre branco	15	6.1-23.8	8.6-23.5	0.475	spp	pio	12.0-508.1
71	Lauraceae	<i>Aniba ferrea</i> Kubitzki	louro chumbo	1	29.8	26.6	0.709	gen	lat	1484.5
72	Lauraceae	ni.3	louro amarelo	1	9.2	14.5	0.656	fam	mid	58.1
73	Lauraceae	ni.4	louro fofo	1	5.2	7.8	0.656	fam	mid	21.6
74	Lauraceae	<i>Ocotea</i> spp.	louro preto	4	7.0-36.2	10.0-27.0	0.598	gen	lat	25.2-2162.6
75	Lauraceae	<i>Rhodostemonodaphne</i> spp.	louro peludo	1	6.5	12.2	0.395	gen	mid	35.6
76	Lecythidaceae	<i>Cariniana integrifolia</i> Ducke	tauari	6	5.0-7.5	6.4-10.0	0.490	spp	lat	12.2-29.1
77	Lecythidaceae	<i>Couratari</i> sp.	tauari vermelho	1	5.2	10.5	0.549	gen	lat	19.9
78	Lecythidaceae	<i>Eschweilera atropetiolata</i> S.A. Mori	castanha vermelha	1	20.4	25.5	0.753	spp	lat	715.2
79	Lecythidaceae	<i>Eschweilera collina</i> Eyma	ripeiro branco	2	7.7-15.7	11.2-17.7	0.778	spp	lat	20.5-178.0
80	Lecythidaceae	<i>Eschweilera</i> spp.	matamata	8	5.1-34.3	8.6-28.0	0.810	gen	lat	19.6-2588.0
81	Lecythidaceae	<i>Gustavia cf. elliptica</i>	mucurão	3	7.0-10.2	8.2-13.1	0.648	gen	mid	22.3-93.9
82	Lecythidaceae	<i>Lecythis barnebyi</i> S.A. Mori	castanha jarana	2	7.0-31.0	8.3-24.7	0.821	gen	lat	22.9-1785.8
83	Lecythidaceae	<i>Lecythis graciana</i> S.A. Mori	castanha jarana folha miúda	1	16.5	18.0	0.830	spp	lat	348.6
84	Lecythidaceae	<i>Lecythis</i> sp.	ripeiro vermelho	1	42.4	27.6	0.821	gen	lat	3999.8
85	Lecythidaceae	ni.5		1	5.5	9.5	0.713	fam	lat	18.0
86	Malpighiaceae	<i>Byrsonima duckeana</i> W.R. Anderson	murici vermelho	23	5.6-25.7	9.0-22.1	0.671	gen	pio	21.9-1036.6
87	Malvaceae	<i>Scleronema micranthum</i> (Ducke) Ducke	cardeiro	2	11.5-38.4	13.2-27.6	0.595	spp	mid	75.2-2298.9
88	Malvaceae	<i>Theobroma sylvestre</i> Aubl. ex Mart.	cacaúí	1	5.3	10.4	0.470	spp	mid	20.4
89	Melastomataceae	<i>Bellucia dichotoma</i> Cogn.	goiaba de anta	7	6.3-24.5	9.0-21.8	0.607	gen	pio	30.5-775.6
90	Melastomataceae	<i>Miconia argyrophylla</i> DC.	buxuxu canela de velho	3	5.1-26.0	8.2-22.0	0.637	gen	pio	14.1-426.0
91	Melastomataceae	<i>Miconia minutiflora</i> (Bonpl.) DC.	tinteira, tintarana	4	6.0-13.3	6.3-18.2	0.637	gen	mid	32.5-219.2
92	Melastomataceae	<i>Miconia</i> spp.	buxuxu	24	5.3-13.7	7.8-15.6	0.637	gen	pio	13.9-198.4
93	Melastomataceae	<i>Mouriri</i> sp.	mamãozinho	1	63.2	32.0	0.740	gen	mid	6655.1
94	Meliaceae	<i>Guarea</i> spp.	gitó vermelho	8	5.2-7.3	7.2-11.4	0.652	gen	lat	12.9-30.7
95	Meliaceae	<i>Trichilia</i> sp.	gitó branco	1	5.5	10.7	0.740	gen	lat	17.2
96	Moraceae	<i>Brosimum rubescens</i> Taub.	pau rainha	1	10.5	14.8	0.878	spp	lat	101.9
97	Moraceae	<i>Brosimum</i> spp.	muiratinga	4	6.1-8.5	8.1-11.0	0.666	gen	mid	14.2-57.2
98	Moraceae	<i>Helianthostylis sprucei</i> Baill.	falsa rainha	1	9.8	10.4	0.628	spp	mid	63.1
99	Moraceae	<i>Pseudolmedia</i> sp.	muiratinga	1	13.7	19.0	0.630	gen	mid	182.9
100	Moraceae	<i>Sorocea guillemianiana</i> Gaudich.	jaca brava	2	5.3-5.7	8.0	0.612	gen	mid	11.8-12.2
101	Myristicaceae	<i>Iryanthera juruensis</i> Warb.	ucuúba punã	3	10.1-22.0	12.85-22.0	0.663	spp	mid	65.1-544.5
102	Myristicaceae	<i>Iryanthera lancifolia</i> Ducke	ucuúba vermelha	1	8.5	10.9	0.634	gen	mid	38.1
103	Myristicaceae	<i>Iryanthera</i> sp.	ucuúba	1	32.0	25.0	0.634	gen	mid	1036.6
104	Myristicaceae	<i>Virola michelii</i> Heckel	ucuúba preta	1	8.7	13.0	0.529	spp	mid	58.8
105	Myrtaceae	<i>Eugenia</i> spp.	araçá	3	5.9-6.8	8.4-9.8	0.742	gen	mid	21.3-24.7

106	Myrtaceae	ni.6	araçá bravo	3	8.0-14.1	14.1-17.0	0.788	fam	mid	64.8-230.7
107	Nyctaginaceae	<i>Neea</i> spp.	joão mole	5	5.9-9.3	6.8-9.0	0.631	gen	mid	17.3-38.4
108	Ochnaceae	<i>Ouratea</i> cf. <i>dischophora</i>	uchí de morcego	2	5.3-11.1	12.3-14.8	0.743	gen	mid	35.0-123.0
109	Olacaceae	ni.7		1	27.0	24.0	0.692	fam	lat	926.3
110	Peraceae	<i>Pera schomburgkiana</i> (Klotzsch) Müll. Arg.	pera	1	6.2	11.0	0.590	spp	mid	30.4
111	Rubiaceae	<i>Amaioua guianensis</i> Aubl.	muiraximbé	1	6.0	8.3	0.670	spp	mid	19.8
112	Rubiaceae	<i>Faramea</i> spp.	taboquinha	3	6.0-15.0	7.7-17.9	0.618	gen	mid	23.9-134.7
113	Rubiaceae	<i>Psychotria</i> spp.	taboca mata gado	2	6.2-6.9	8.5-10.6	0.564	gen	mid	29.5-39.0
114	Rutaceae	<i>Zanthoxylum</i> sp.	limãozinho	1	6.1	7.0	0.602	gen	mid	13.5
115	Salicaceae	<i>Casearia arborea</i> (Rich.) Urb.	piabinha	4	5.5-9.5	9.4-15.0	0.535	spp	pio	37.9-93.0
116	Salicaceae	<i>Laetia procera</i> (Poepp.) Eichler	periquiteira	86	5.2-15.8	4.9-20.3	0.664	spp	pio	7.8-244.7
117	Sapindaceae	<i>Toulicia guianensis</i> Aubl.	pitomba da mata	3	7.8-9.7	13.0-14.7	0.756	spp	mid	33.5-80.0
118	Sapotaceae	<i>Chrysophyllum</i> cf. <i>prieurii</i>	abiurana sabiá, abiurana roxa	1	38.6	28.8	0.715	gen	lat	2890.4
119	Sapotaceae	<i>Micropholis guyanensis</i> subsp. <i>guyanensis</i> (Baehni) T.D. Penn.	maparajuba, balata brava	1	19.4	23.3	0.663	spp	lat	445.7
120	Sapotaceae	<i>Micropholis</i> sp.	balata rosada, chiclete bravo	1	31.0	27.0	0.676	spp	lat	1535.2
121	Sapotaceae	<i>Pouteria anomala</i> (Pires) T.D. Penn.	abiurana olho de veado	1	45.0	32.7	0.765	spp	lat	3729.8
122	Sapotaceae	<i>Pouteria manaosensis</i> (Aubrév. & Pellegr.) T.D. Penn.	abiurana roxa	1	6.2	8.3	0.640	spp	lat	21.7
123	Sapotaceae	<i>Pouteria oblanceolata</i> Pires	cucutiriba folha peluda	2	8.8-13.7	11.8-21.0	0.790	spp	lat	79.4-234.9
124	Sapotaceae	<i>Pouteria</i> spp.	abiurana	5	7.3-44.0	12.2-24.0	0.801	gen	lat	45.4-2934.2
125	Simaroubaceae	<i>Simarouba amara</i> Aubl.	marupá	1	27.5	21.5	0.404	spp	pio	555.6
126	Siparunaceae	<i>Siparuna</i> cf. <i>guianensis</i>	caápitiú	10	5.4-9.3	4.5-13.0	0.593	gen	mid	15.9-92.2
127	Urticaceae	<i>Cecropia purpurascens</i> C.C. Berg	imbaúba roxa	3	11.8-15.5	14.8-16.5	0.430	spp	pio	63.9-106.4
128	Urticaceae	<i>Cecropia sciadophylla</i> Mart.	imbaúba gigante	33	8.4-37.2	10.9-23.0	0.412	spp	pio	21.6-1543.6
129	Urticaceae	<i>Pourouma</i> sp.	imbaubarana	1	17.3	18.0	0.389	gen	pio	125.9
130	Urticaceae	<i>Pourouma tomentosa</i> Mart. ex Miq.	imbaubarana	4	5.7-29.7	8.5-20.0	0.395	spp	pio	8.5-797.8
131	Verbenaceae	<i>Aegiphila</i> sp.	tabaco bravo	2	18.4-20.0	12.4-20.1	0.555	gen	pio	113.3-253.2
132	Violaceae	<i>Leonia cymosa</i> Mart.	mucurão	1	11.4	11.1	0.673	gen	mid	85.0
133	Violaceae	<i>Rinorea racemosa</i> (Mart.) Kuntze	branquinha, canela de jacamim	9	5.0-10.5	8.0-18.0	0.682	spp	mid	14.6-114.8
134	Violaceae	<i>Rinorea</i> cf. <i>guianensis</i>	falsa cupiúba	5	5.3-23.4	9.4-24.0	0.709	gen	mid	18.1-751.9
135	Vochysiaceae	<i>Erismia bracteosum</i> Ducke	quaruba	3	5.4-7.1	7.0-8.9	0.533	gen	lat	15.2-27.0

4 Species' attributes: botanic family (Family) and species' name (Species) accordingly to the APGIII system (Stevens, 2012); species' common
5 name in Central Amazon (Common name); number of trees (NT); diameter at breast height (DBH) (cm); tree total height (*H*) (m); wood density
6 (WD) (g cm⁻³); wood density assignment level (WD level) (value at species level [spp], value at genus level [gen] and value at family level

7 [fam]); species' successional group (SG) (pioneer species [pio], mid-successional species [mid] and late-successional species [lat]); and
 8 aboveground biomass (AGB) (dry mass in kg).

9

10 Table S2. Attributes used to assign tree species into successional groups.

SG	Architecture, morphology and anatomy						Ecology and life history		
	BFo	CPo	CSi	CCo	mDBH	mWD	GAs	NRe	DMo
pio	pla, ort	can, eme	med, lar	rou, ell, irr	12.4 (5.1,37.2)	0.573 (0.348,0.671)	yes	BW4, BW7, BW14, BW17, SE14, SGa	ane, zoo
mid	ort	und, can	sma, med	elo, con, irr	9.8 (5.0,35.5)	0.656 (0.395,0.833)	yes	BW17, BW24, BW27, SE23, OG, SGa	zoo, ane
lat	unb	can, eme	med, lar	rou, ell	14.0 (5.0,85.0)	0.735 (0.480,1.000)	no	BW24, BW27, OG	aut, zoo

11 Attributes_[references]: species' successional group (SG) (pioneer species [pio], mid-successional species [mid] and late-successional species [lat])_[1];
 12 predominant branch form (BFo) (plagiotropic [pla], orthotropic [ort] and unbranched [unb])_[2,3]; general vertical crown position of a mature tree
 13 (CPo) (understory/supressed crown [und], canopy/co-dominant crown [can] and emergent crown [eme])_[2,3]; relative crown size of a mature tree
 14 (CSi)(small-sized crown [sma], mediun-sized crown [med] and larged-size crown [lar])_[2,3]; general crown contour of a mature tree (CCo) (round
 15 [rou], elliptic [ell], elongated [elo], conic [con] and irregular [irr])_[2,3,4]; mean diameter at breast height (DBH) (cm) (minimum and maximum) of
 16 the trees included in this study (mDBH)_[5]; mean wood density (g cm⁻³) (minimum and maximum) of the tree species included in this study
 17 (mWD)_[5]; gap-associated species (GAs)_[3]; natural regeneration niche mostly observed (NRe)_[3]; major seed dispersion mode (DMo)
 18 (anemochory [ane], autochory [aut] and zoochory [zoo])_[6]. References: [1] Amaral et al., 2009; Chambers et al., 2009; Kammesheidt, 2000;
 19 Marra et al., 2014; Saldarriaga et al., 1998; Swaine and Whitmore, 1988; [2] Hallé, 1974; Hallé et al., 1978; allometric data from this study
 20 (Table S1); [3] Network of permanent plots including an old-growth (OG) forest (LMF unpublished data [census from 1996 to 2012] and Silva et
 21 al., 2002), a four year-old blowdown (BW4) (Marra et al., 2014), a seven year-old blowdown (BW7), a 14 year-old blowdown (BW14), a 17
 22 year-old blowdown (BW17), a 24 year-old blowdown (BW24), a 27 year-old blowdown (BW27) (LMF unpublished data), a 14 year-old slash

23 and burn secondary forest (SE14), a 23 year-old clear cut secondary forest (SE23) (Lima et al., 2007; Silva, 2007) and small (< c. 2000 m²)
 24 canopy gaps (SGa) (LMF unpublished data [1996-2012 census]); [4] Myers, 1982; Trichon, 2001; [5] Dataset from this study (Table 1 and Table
 25 S1); [6] Camargo et al., 2008; Ferraz et al., 2004; Ribeiro et al., 1999; Saravy et al., 2003; Silva Junior and Pereira, 2009; Stefanello et al., 2009,
 26 2010; Terborgh et al., 2008.

27

28 Table S3. Parameters (low [2.5%] and high [97.5%] confidence interval) of the 24 tree aboveground biomass estimation models fit in this study.
 29 See the Table 2 for checking the equations and variance modeling approaches, and the Table 3 for checking models' statistics.

Model series	Model	SG	b1	b2	b3	b4	c1	c2
1	M11		1.010 (0.858,1.179)	2.052 (2.012,2.093)			190.5 (180.8,200.4)	
	M12		-1.148 (-1.262,-1.031)	2.338 (2.289,2.386)			0.359 (0.341,0.378)	
	M13		0.336 (0.299,0.377)	2.339 (2.290,2.387)			0.106 (0.085,0.132)	2.374 (2.285,2.464)
2	M21	pio	0.496 (0.262,0.835)	2.191 (2.018,2.371)			148.8 (141.6,156.7)	
		mid	0.248 (0.082,0.521)	2.499 (2.243,2.795)				
		lat	4.284 (3.632,4.989)	1.714 (1.675,1.754)				
	M22	pio	-0.874 (-1.049,-0.705)	2.203 (2.133,2.274)			0.345 (0.328, 0.365)	
		mid	-1.296 (-1.544,-1.053)	2.400 (2.290, 2.512)				
		lat	-1.335 (-1.535,-1.140)	2.481 (2.402,2.562)				
M23	pio	0.445 (0.375,0.522)	2.202 (2.135,2.271)			0.151 (0.107,0.209)	2.199 (2.061,2.335)	
	mid	0.297 (0.235,0.377)	2.394 (2.289,2.487)			0.234 (0.138,0.372)	2.038 (1.820,2.264)	
	lat	0.269 (0.228,0.314)	2.489 (2.422,2.554)			0.060 (0.037,0.092)	2.574 (2.401,2.756)	
3	M31		1.714 (1.502,1.953)	2.036 (2.002,2.069)	1.035 (0.944,1.126)		144.3 (137.1,152.0)	
	M32		-0.869 (-0.986,-0.753)	2.375 (2.329,2.420)	0.749 (0.624,0.876)		0.329 (0.313,0.347)	

	M33		0.415 (0.373,0.460)	2.401 (2.361,2.439)	0.755 (0.631,0.881)		0.150 (0.119,0.186)	2.189 (2.097,2.282)
4	M41	pio	0.332 (0.181,0.548)	2.577 (2.398,2.767)	1.233 (0.981,1.492)		130.5 (124.1,137.6)	
		mid	0.244 (0.097,0.479)	2.484 (2.238,2.760)	-0.070 (-0.582,0.458)			
		lat	3.293 (2.797,3.832)	1.848 (1.804,1.893)	0.716 (0.591,0.841)			
	M42	pio	-0.552 (-0.724,-0.378)	2.279 (2.211,2.346)	0.875 (0.692,1.055)		0.323 (0.307,0.341)	
		mid	-1.193 (-1.465,-0.913)	2.408 (2.306,2.510)	0.284 (-0.125,0.683)			
		lat	-1.141 (-1.364,-0.919)	2.468 (2.394,2.544)	0.510 (0.185,0.829)			
	M43	pio	0.539 (0.454,0.640)	2.326 (2.251,2.397)	0.880 (0.687,1.079)		0.217 (0.151,0.300)	2.005 (1.868,2.150)
		mid	0.362 (0.268,0.490)	2.395 (2.285,2.494)	0.464 (0.054,0.956)		0.211 (0.205,0.329)	2.082 (1.874,2.304)
		lat	0.323 (0.270,0.386)	2.475 (2.409,2.538)	0.481 (0.222,0.750)		0.059 (0.037,0.090)	2.561 (2.389,2.744)
5	M51		0.078 (0.051,0.114)	1.561 (1.492,1.636)	1.347 (1.152,1.527)		164.3 (156.2,173.0)	
	M52		-2.098 (-2.290,-1.912)	1.928 (1.847,2.010)	0.735 (0.615,0.856)		0.329 (0.312,0.346)	
	M53		0.147 (0.117,0.179)	1.971 (1.884,2.057)	0.650 (0.523,0.781)		0.092 (0.073,0.116)	2.405 (2.310,2.501)
6	M61	pio	0.029 (0.007,0.076)	1.926 (1.729,2.125)	1.252 (0.860,1.632)		134.1 (127.2,141.1)	
		mid	0.144 (0.052,0.316)	2.173 (1.822,2.543)	0.508 (0.036,0.900)			
		lat	0.697 (0.454,1.041)	1.414 (1.343,1.482)	0.896 (0.709,1.077)			
	M62	pio	-1.946 (-2.238,-1.663)	1.820 (1.713,1.930)	0.751 (0.583,0.921)		0.314 (0.298,0.331)	
		mid	-2.101 (-2.405,-1.799)	1.900 (1.740,2.062)	0.762 (0.562,0.958)			
		lat	-2.223 (-2.665,-1.814)	2.099 (1.914,2.271)	0.688 (0.406,1.001)			
	M63	pio	0.170 (0.118,0.234)	1.870 (1.757,1.984)	0.664 (0.471,0.863)		0.140 (0.098,0.192)	2.202 (2.067,2.341)
		mid	0.147 (0.101,0.207)	1.970 (1.796,2.149)	0.655 (0.414,0.883)		0.193 (0.112,0.309)	2.090 (1.866,2.328)
		lat	0.120 (0.083,0.169)	2.141 (2.000,2.288)	0.626 (0.379,0.861)		0.056 (0.035,0.084)	2.563 (2.388,2.742)
7	M71		0.143 (0.099,0.192)	1.577 (1.517,1.631)	1.273 (1.136,1.435)	0.955 (0.881,1.028)	118.0 (112.1,124.2)	
	M72		-1.733 (-1.921,-1.541)	2.010 (1.934,2.085)	0.643 (0.530,0.756)	0.654 (0.537,0.769)	0.305 (0.290,0.321)	
	M73		0.186 (0.149,0.227)	2.096 (2.017,2.170)	0.706 (0.584,0.831)	0.573 (0.449,0.698)	0.143 (0.112,0.181)	2.183 (2.083,2.285)

8	M81	pio	0.062 (0.023,0.135)	2.318 (2.121,2.512)	0.802 (0.485,1.121)	1.010 (0.785,1.239)	108.4 (103.0,114.4)		
		mid	0.074 (0.019,0.175)	2.078 (1.760,2.385)	0.933 (0.409,1.516)	0.658 (0.063,1.294)			
		lat	0.243 (0.168,0.345)	1.479 (1.422,1.539)	1.224 (1.061,1.368)	0.851 (0.754,0.948)			
	M82	pio	-1.403 (-1.718,-1.397)	1.981 (1.873,2.092)	0.555 (0.385,0.731)	0.713 (0.534,0.886)	0.300 (0.284,0.317)		
		mid	-2.011 (-2.323,-1.685)	1.909 (1.757,2.065)	0.757 (0.566,0.948)	0.225 (-0.145,0.600)			
		lat	-1.982 (-2.447,-1.450)	2.133 (1.954,2.335)	0.609 (0.259,0.909)	0.362 (0.054,0.676)			
	M83	pio	0.254 (0.175,0.344)	2.082 (1.958,2.192)	0.760 (0.570,0.954)	0.479 (0.311,0.683)	0.209 (0.145,0.295)	2.005 (1.860,2.151)	
		mid	0.175 (0.113,0.255)	1.971 (1.791,2.137)	0.446 (0.074,0.872)	0.661 (0.445,0.901)	0.178 (0.103,0.286)	2.124 (1.899,2.362)	
		lat	0.150 (0.116,0.214)	2.173 (2.033,2.314)	0.364 (0.117,0.617)	0.558 (0.321,0.798)	0.058 (0.035,0.088)	2.538 (2.362,2.730)	

30 Model series predictors: 1 (diameter at breast height [DBH]); 2 (DBH and species' successional group [SG]); 3 (DBH and wood density [WD]);
31 4 (DBH, WD and SG); 5 (DBH and tree total height [H]); 6 (DBH, H and SG); 7 (DBH, H and WD); and 8 (DBH, H , SG and WD). Species'
32 successional group: pioneer species (pio), mid-successional species (mid) and late-successional species (lat).

33

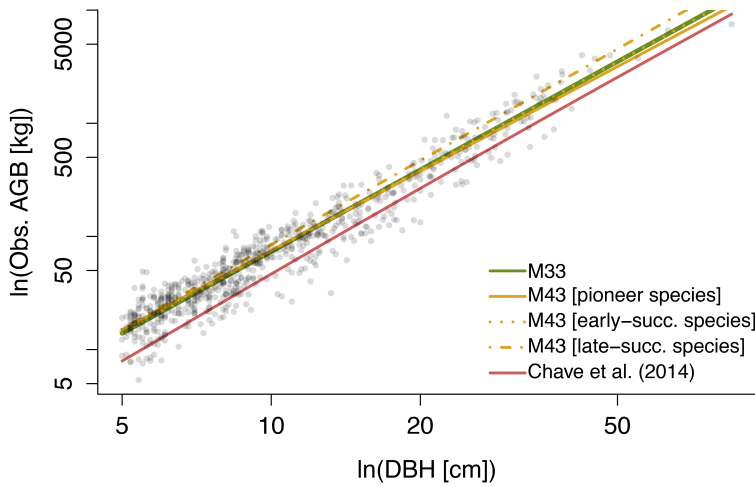
34 Table S4. Root-mean-square error (RMSE) and bias (absolute and relative values) from tree aboveground biomass predictions made by using the
35 Chave et al. (2014)'s pantropical estimation model. Predictions were made for all the six different successional scenarios included in this study.
36 The Chave et al. (2014)'s pantropical estimation model has diameter at breast height (DBH), tree total height (H) (estimated from a DBH: H
37 relationship), wood density (WD) and environmental stress as predictors.

Scenarios	RSME (Mg)	Bias (Mg)	Bias (%)
Early-succession	73.3	-73.2	-30.7
Mid-succession	81.7	-80.9	-29.2
Late-succession	115.0	-114.1	-27.9
Small-sized	99.5	-99.3	-30.7
Mid-sized	116.0	-115.4	-30.2

Large-sized	130.2	-130.2	-29.6
Mean	102.6	-102.2	-29.7

38

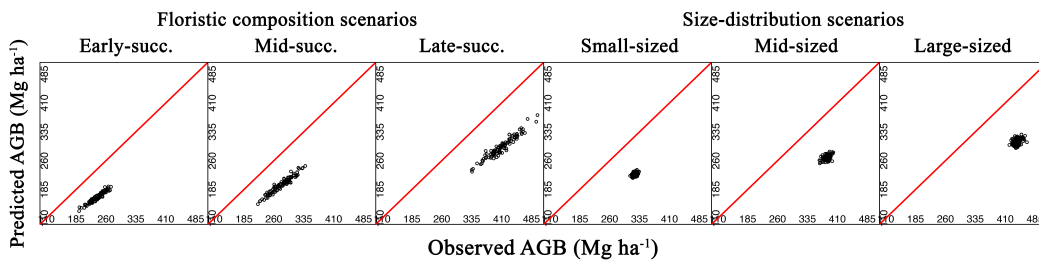
39 **Figures**



40

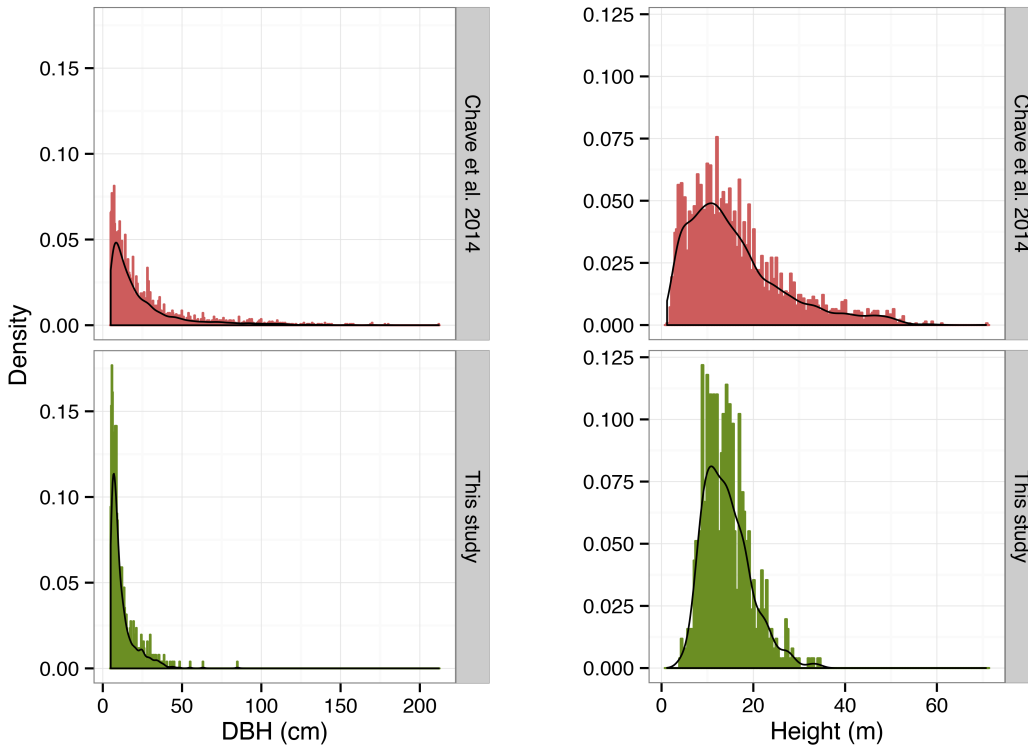
41 Figure S1. Fit of the two best tree aboveground estimation models parameterized in this
 42 study (M33 and M43) and that from Chave et al. (2014)'s pantropical model. Note that the
 43 pantropical model underestimates the biomass of the small-sized trees (diameter at breast
 44 height < 21 cm). This pattern was also observed at the landscape-level (Fig. S2).

45



46

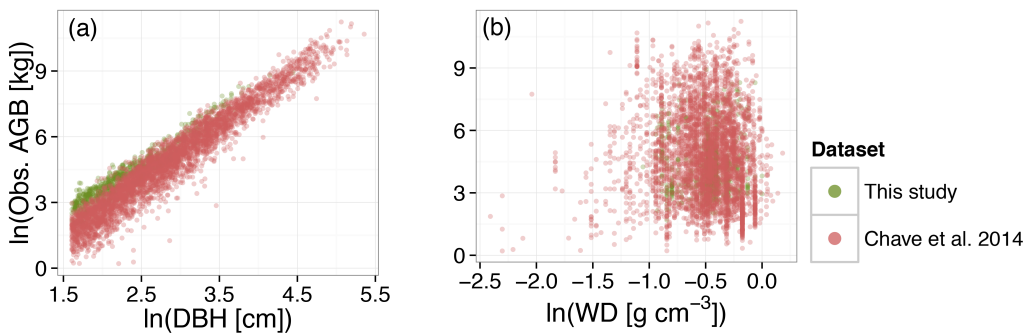
47 Figure S2. Predicted vs. observed aboveground biomass (AGB) along six forest-scenarios
 48 composed of 100 1-ha plots. The line of equality (1:1 line) is shown as a red/straight line.
 49 Forest scenarios were designed to reflect landscape-level variations in floristic composition
 50 and size-distribution of trees, typical of Central Amazon terra firme forests. Floristic
 51 composition and size-distribution scenarios followed the sampling scheme described in
 52 section 2.4.2 (Fig. 2) of this study. Here, the predictions were made by using the Chave et
 53 al. (2014)'s pantropical model, which has diameter at breast height (DBH), tree total height
 54 (H) (estimated from a DBH: H relationship), wood density (WD) and environmental stress
 55 as predictors.



56

57 Figure S3. DBH- (diameter at breast height) and height-distribution of trees included in
 58 Chave et al. (2014)'s pantropical model (n = 4004) and those from this study (n = 727).
 59 Note the great density/probability difference for small- and large-sized trees between the
 60 two datasets.

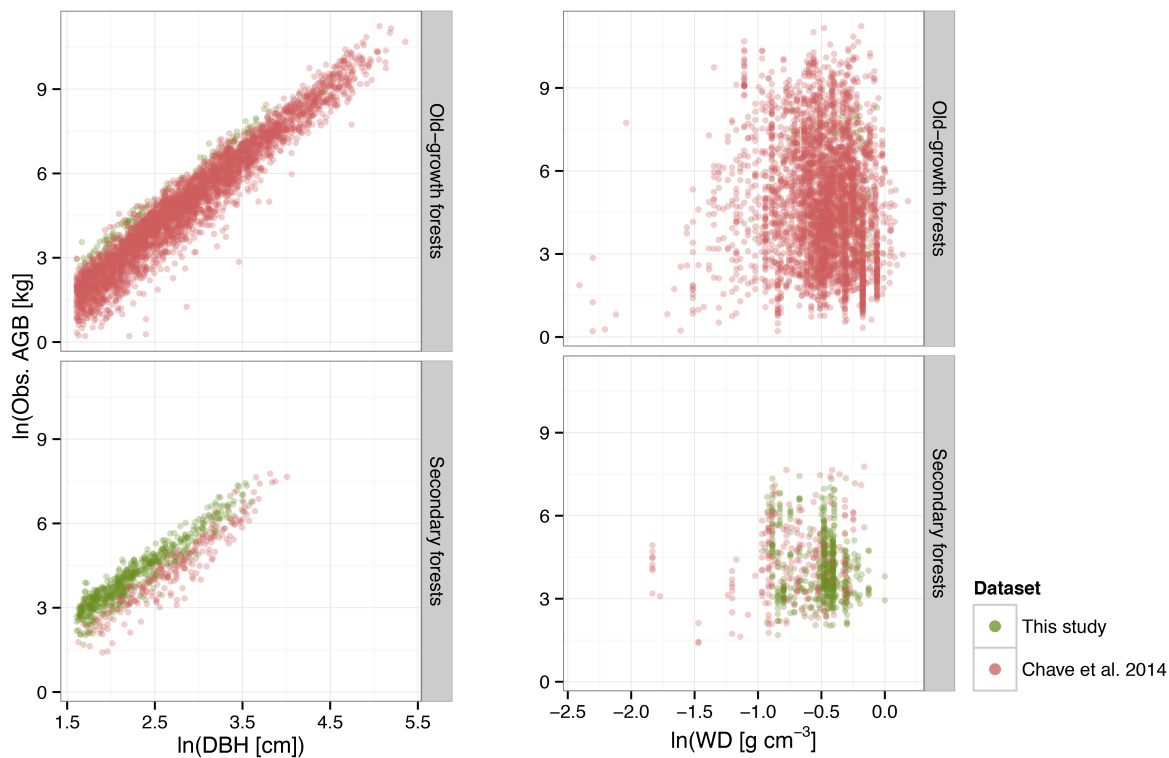
61



62

63 Figure S4. Relationship between predictors (diameter at breast height [DBH] and wood
 64 density [WD]) and aboveground biomass (AGB) of the trees included in this study (n =
 65 727) and those included in Chave et al. (2014)'s pantropical model (n = 4004).

66



67

68 Figure S5. Relationship between predictors (diameter at breast height [DBH] and wood
 69 density [WD]) and the observed aboveground biomass (AGB) of the trees from old-growth
 70 and secondary forests used to parameterize the biomass estimation models fit in this study
 71 and Chave et al. (2014)'s pantropical model. Note that this study included 596 trees (82%
 72 of the total) harvested in secondary forests, while Chave et al. (2014) included only 220
 73 (5% of the total). In this study, the representative amount of trees and species from
 74 different successional stages of the same forest type allowed for the inclusion of a wide
 75 range of tree architecture and thus allometries (i.e. from slender to stout trunks, from
 76 suppressed or emergent late-successional species typical of old-growth forests, up to
 77 competing or canopy/emergent pioneer species typical of large treefall gaps created by
 78 wind-disturbance.

79

80 References

81 Amaral, D. D., Vieira, I. C. G., Almeida, S. S., Salomão, R. P., Silva, A. S. L. and Jardim,
 82 M. A. G.: Checklist of remnant forest fragments of the metropolitan area of Belém and
 83 historical value of the fragments, State of Pará, Brazil, Bol. Mus. Para. Emílio Goeldi,
 84 4(3), 231–289, 2009.

85 Camargo, J., Ferraz, I., Mesquita, M., Santos, B. and Brum, H.: Guia de Propágulos &

- 86 Plântulas da Amazônia vol.1, 1st ed., edited by Authors, INPA, Manaus., 2008.
- 87 Chambers, J. Q., Robertson, A. L., Carneiro, V. M. C., Lima, A. J. N., Smith, M. L.,
88 Plourde, L. C. and Higuchi, N.: Hyperspectral remote detection of niche partitioning
89 among canopy trees driven by blowdown gap disturbances in the Central Amazon,
90 *Oecologia*, 160(1), 107–117, 2009.
- 91 Chave, J., Réjou-Méchain, M., Búrquez, A., Chidumayo, E., Colgan, M. S., Delitti, W. B.
92 C., Duque, A., Eid, T., Fearnside, P. M., Goodman, R. C., Henry, M., Martínez-Yrizar, A.,
93 Mugasha, W., Muller-Landau, H. C., Mencuccini, M., Nelson, B. W., Ngomanda, A.,
94 Nogueira, E. M., Ortiz-Malavassi, E., Pélissier, R., Ploton, P., Ryan, C. M., Saldarriaga, J.
95 G. and Vieilledent, G.: Improved allometric models to estimate the aboveground biomass
96 of tropical trees, *Glob. Chang. Biol.*, 3177–3190, 2014.
- 97 Ferraz, I., Leal Filho, N., Imakawa, A., Varela, V. and Piña-Rodríguez, C.: Basic
98 characteristics for a preliminary ecological ranking of timber species occurring in a non-
99 flooded forest in Central Amazonia, *Acta Amaz.*, 34(4), 621–633, 2004.
- 100 Hallé, F.: Architecture of trees in the rain forest of Morobe District, New Guinea,
101 *Biotropica*, 6(1), 43–50, 1974.
- 102 Hallé, F., Oldeman, R. A. A. and Tomlinson, P. B.: Tropical trees and forests: an
103 architectural analysis, Springer-Verlag., Berlin, German Federal Republic., 1978.
- 104 Kammesheidt, L.: Some autecological characteristics of early to late successional tree
105 species in Venezuela, *Acta Oecologica*, 21(1), 37–48, 2000.
- 106 Lima, A. J. N., Teixeira, L. M., Carneiro, V. M. C., Santos, J. dos and Higuchi, N.: Análise
107 da estrutura e do estoque de fitomassa de uma floresta secundária da região de Manaus
108 AM, dez anos após corte raso seguido de fogo, *Acta Amaz.*, 37(1), 49–54, 2007.
- 109 Marra, D. M., Chambers, J. Q., Higuchi, N., Trumbore, S. E., Ribeiro, G. H. P. M., Santos,
110 J. dos, Negrón-Juárez, R. ., Reu, B. and Wirth, C.: Large-scale wind disturbances promote
111 tree diversity in a central Amazon forest., *PLoS One*, 9(8), e103711,
112 doi:10.1371/journal.pone.0103711, 2014.
- 113 Myers, B. J.: Guide to the identification of some tropical rainforest species from large-
114 scale colour aerial photographs, *Aust. For.*, 45(1), 28–41, 1982.
- 115 Ribeiro, J. E. L. S., Hopkins, M. J. G., Vicentini, A., Sothers, C. A., Costa, M. A. da S.,
116 Brito, J. M. de, Souza, M. A. D. de, Martins, L. H. P., Lohmann, L. G., Assunção, P. A. C.

117 L., Pereira, E. da C., Silva, C. F. da, Mesquita, M. R. and Procópio, L. C.: Flora da Reserva
118 Ducke: Guia de Identificação das Plantas Vasculares de uma Floresta de Terra-firme na
119 Amazônia Central, INPA, Manaus., 1999.

120 Saldarriaga, J. G., West, D. C., Tharp, M. L. and Uhl, C.: Long-Term Chronossequence of
121 Forest Succession in the Upper Rio Negro of Colombia and Venezuela, *J. Ecol.*, 76, 938–
122 958, 1998.

123 Saravy, S., Freitas, P., Lage, M., Leite, S., Braga, L. and Souza, M.: Síndrome de dispesão
124 em estratos arbóreos em um fragmento de floresta ombrófila aberta e densa em Alta
125 Floresta MT, *Rev. do Programa Ciências Agro-Ambientais*, 2(1), 1–12, 2003.

126 Silva Junior, M. and Pereira, B.: + 100 Árvores do Cerrado -Matas de Galeria - Guia de
127 Campo, 1st ed., Rede de Sementes do Cerrado, Brasília., 2009.

128 Silva, R. P. da: Alometria, estoque e dinâmica da biomassa de florestas primárias e
129 secundárias na região de Manaus (AM), PhD Thesis, Universidade Federal do Amazonas,
130 Brazil, available at: http://www.inpa.gov.br/arquivos/Tese_Biomassa_Roseana_Silva.pdf
131 (last access on 20.08.2015), 2007.

132 Silva, R. P. da, Santos, J. dos, Tribuzy, E. S., Chambers, J. Q., Nakamura, S. and Higuchi,
133 N.: Diameter increment and growth patterns for individual tree growing in Central
134 Amazon, Brazil, *For. Ecol. Manage.*, 166(1-3), 295–301, 2002.

135 Stefanello, D., Fernandes-Bulhão, C. and Martins, S. V.: Seed dispersal syndromes in three
136 riparian vegetation sites (source, middle and estuary) along the Pindaíba river, Mato
137 Grosso state, Brazil, *Rev. Árvore*, 33, 1051–1061, 2009.

138 Stefanello, D., Ivanauskas, N. M., Martins, S. V., Silva, E. and Kunz, S. H.: Syndromes of
139 diaspores dispersal of species of riparian vegetation of the river from Pacas, Querência -
140 MT, *Acta Amaz.*, 40(1), 141–150, 2010.

141 Stevens, P. F.: Angiosperm Phylogeny Website, version 12, available in:
142 <http://www.mobot.org/MOBOT/research/APweb/> (last access on 20.08.2015), 2012.

143 Swaine, M. D. and Whitmore, T. C.: On the definition of ecological species groups in
144 tropical rain forests, *Vegetatio*, 75(1-2), 81–86, 1988.

145 Terborgh, J., Nuñez-Iturri, G., Pitman, N. C. a, Valverde, F. H. C., Alvarez, P., Swamy, V.,
146 Pringle, E. G. and Paine, C. E. T.: Tree recruitment in an empty forest, *Ecology*, 89(6),
147 1757–1768, 2008.

148 Trichon, V.: Crown typology and the identification of rain forest trees on large-scale aerial
149 photographs, *Plant Ecol.*, 153(1-2), 301–312, doi:10.1023/A:1017524126999, 2001.